

IFBC NO. 21-TA003637DJ
CORTEZ GARDENS SUBDIVISION WATER
MAIN REPLACEMENT
PROJECT NO. 6097270
NIGP COMMODITY CODES 913-60, 913-92
FEBRUARY 11, 2021

Manatee County BCC
Procurement Division
1112 Manatee Avenue West Ste 803
Bradenton, FL 34205
purchasing@mymanatee.org



ADVERTISEMENT

**INVITATION FOR BID CONSTRUCTION, NO. 21-TA003637DJ
CORTEZ GARDENS SUBDIVISION WATER MAIN REPLACEMENT**

Manatee County, a political subdivision of the State of Florida (hereinafter referred to as County), will receive sealed bids from individuals, corporations, partnerships, and other legal entities authorized to do business in the State of Florida, to provide Water Main Installation, Repair, and Replacement, as specified in this Invitation for Bid Construction to include replacement of a water main.

DATE, TIME AND PLACE DUE:

The Due Date and Time for submission of Bids in response to this IFBC is **March 31, 2021 at 10:00 am ET**. Bids must be delivered to the following location: Manatee County Administration Building, 1112 Manatee Ave. W., Suite 803, Bradenton, FL 34205 prior to the Due Date and Time.

SOLICITATION INFORMATION CONFERENCE:

No Solicitation Information Conference will be conducted for this solicitation.

No County escorted Site Visit will be conducted for this solicitation; however, it is a minimum qualification requirement that the Bidder, or its representative(s), has made an inspection of the construction site for work specified in this IFBC on or after the date of advertisement of this IFBC and prior to the Due Date and Time.

DEADLINE FOR QUESTIONS AND CLARIFICATION REQUESTS:

The deadline to submit all questions, inquiries, or requests concerning interpretation, clarification or additional information pertaining to this Invitation for Bid Construction to the Manatee County Procurement Division is March 2, 2021. Questions and inquiries should be submitted via email to the Designated Procurement Contact shown below.

Important: A prohibition of lobbying is in place. Review Section A.13 carefully to avoid violation and possible sanctions.

DESIGNATED PROCUREMENT CONTACT: Dave Janney, Senior Procurement Agent
(941) 749-3056, Fax (941) 749-3034
Email: Dave.Janney@mymanatee.org
Manatee County Financial Management Department
Procurement Division

AUTHORIZED FOR RELEASE: _____

Table of Contents

Section A, Information to Bidders

Section B, Bid Forms to be completed and returned with Bid

- Appendix A, Minimum Qualifications
- Appendix B, Bidder's Questionnaire
- Appendix C, Environmental Crimes Certification
- Appendix D, Florida Trench Safety Act
- Appendix E, ePayables Application
- Appendix F, Scrutinized Company Certification
- Appendix G, Hold Harmless
- Appendix H, Insurance Statement
- Appendix I, Acknowledgement of Addenda
- Appendix J, Affidavit of No Conflict
- Appendix K, Bid Pricing Form

Section C, Bid Attachments

- Bid Attachment 1 - Insurance and Bond Requirements
- Bid Attachment 2 - Engineering Standard Specifications
- Bid Attachment 3 - Plans
- Bid Attachment 4 - Geotechnical Report

Section D, Sample Construction Agreement with General Conditions of the Construction Agreement and Agreement Exhibits

SECTION A, INFORMATION FOR BIDDERS

To receive consideration, entities who submit a response to this Invitation for Bid Construction (Bidders) must meet the minimum qualification requirements and comply with the following instructions. Bid responses (Bids) will be accepted from single business entities, joint ventures, partnerships or corporations.

A.01 BID DUE DATE

The Due Date and Time for submission of Bids in response to this Invitation for Bid Construction (IFBC) is **March 31, 2021 at 10:00 am ET**. Bids must be delivered to the following location: Manatee County Administration Building, 1112 Manatee Ave. W., Suite 803, Bradenton, FL 34205 and time stamped by a Procurement representative prior to the Due Date and Time.

Bids received after the Due Date and Time will not be considered. It will be the sole responsibility of the Bidder to deliver its Bid to the Manatee County Procurement Division for receipt on or before the Due Date and Time. If a Bid is sent by U.S. Mail, courier or other delivery services, the Bidder will be responsible for its timely delivery to the Procurement Division. Bids delayed in delivery will not be considered, will not be opened at the public opening, and arrangements will be made for their return at the Bidder's request and expense.

A.02 SOLICITATION INFORMATION CONFERENCE:

No Solicitation Information Conference will be conducted for this solicitation.

No County escorted Site Visit will be conducted for this solicitation; however, it is a minimum qualification requirement that the Bidder, or its representative(s), has made an inspection of the construction site for work specified in this IFBC on or after the date of advertisement of this IFBC and prior to the Due Date and Time.

Attendance to mandatory information conferences and/or site visits are required to meet the minimum qualification requirements of the IFBC. Attendance to non-mandatory information conferences is not required, but is strongly encouraged.

A.03 PUBLIC OPENING OF BIDS

Bids will be opened immediately following the Due Date and Time at the Manatee County Administration Building, Suite 803 in the presence of County officials. Bidders or their representatives may attend the Bid opening virtually by accessing the link below.

Zoom® Webinar Link: <https://manateecounty.zoom.us/j/87109231837>

Manatee County will make public at the opening the names of the business entities which submitted a Bid and the total bid price submitted. No review or analysis of the Bids will be conducted at the virtual Bid opening.

A.04 SUBMISSION OF BIDS

The contents of the Bid sealed package must include:

- One (1) bound original clearly identifying Bidder and marked "ORIGINAL".
- One (1) electronic format copy clearly identifying Bidder.

Electronic format copy should be submitted on a Universal Serial Bus (USB) portable flash memory drive or compact disc (CD) in Microsoft Office® or Adobe Acrobat® portable document format (PDF) in one continuous file. Do not password protect or otherwise encrypt electronic Bid copies. Electronic copies must be searchable and contain an identical Bid to the original.

Submit the Bid package in a sealed container with the following information clearly marked on the outside of the package: IFBC NO. 21-TA003637DJ, Cortez Gardens Subdivision Water Main Replacement, Bidder's name, and Bidder's address. Bids must be delivered to the Manatee County Procurement Division prior to the Due Date and Time at the following address:

Manatee County Procurement Division
1112 Manatee Ave. West, Ste. 803
Bradenton, FL 34205

A.05 DISTRIBUTION OF SOLICITATION DOCUMENTS

All documents issued pursuant to this IFBC are distributed electronically and available for download at no charge at www.mymanatee.org > *Bids and Proposals*. Documents may be viewed and downloaded for printing using Adobe Reader® software.

At its sole discretion, the County may utilize third-party providers to distribute proposals. Visit the third-party's website for more information regarding this service. Participation in the third-party system is not a requirement for doing business with Manatee County.

Additionally, the IFBC and all related documents are available for public inspection at the Manatee County Procurement Division, 1112 Manatee Avenue West, Suite 803, Bradenton, FL 34205. Call (941) 749-3014 to schedule an appointment. Documents are available between the hours of 8:00 A.M. and 5:00 P.M., Monday through Friday, with the exception of County holidays.

As a courtesy, Manatee County notifies the Manatee County Chamber of Commerce and the Manatee County Black Chamber of Commerce of all active solicitations, who then distributes the information to its members.

A.06 EXAMINATION OF BID DOCUMENTS AND SITE(S)

It is the responsibility of each bidder before submitting a bid, to (a) examine the IFBC documents thoroughly; (b) visit the Project Site(s) to become familiar with local conditions that may affect cost, progress, performance, or furnishing of the Work; (c) consider federal, state, and local codes, laws, and regulations that may affect costs, progress, performance, or furnishing of the Work; (d) study and carefully correlate bidder's observations with the IFBC documents; and (e) notify County in writing of all conflicts, errors, or discrepancies in the IFBC documents.

Each bidder may, at bidder's own expense, make or obtain any additional examinations, investigations, explorations, tests and studies, and obtain any additional information and data which pertain to the physical conditions at or contiguous to the Project Site(s) or otherwise which may affect cost, progress, performance or furnishing of the Work and which bidder deems necessary to determine his bid for performing and furnishing the Work in accordance with the time, price and other terms and conditions of the IFBC documents. County will provide each bidder access to the site(s) to conduct such explorations and tests.

Bidder shall fill all holes, clean up and restore the Project Site(s) to its former condition upon completion of such explorations. The lands upon which the Work is to be performed, rights-of-way and easements for access thereto, and other lands designated for use by successful bidder in performing the Work are identified in the IFBC documents.

All additional lands and access thereto required for temporary construction facilities or storage of materials and equipment are to be provided by successful bidder. Easements for permanent structures or permanent changes in existing structures are to be obtained and paid for by County unless otherwise provided in the IFBC documents.

Inspection of the Project Site(s) is a requirement to be considered for award of this bid. Prior to submitting a bid, each bidder shall examine the Project Site(s) and all conditions thereon fully familiarizing themselves with the full scope of the Work. Failure to become familiar with Project Site conditions will in no way relieve the successful bidder from the necessity of furnishing any materials or performing any Work that is required to complete the Project in accordance with the Project Plans and Specifications. Bidder shall acknowledge inspection of the Project Site(s) on his/her signed, submitted Bid Form.

A.07 ADDENDA

Any interpretations, corrections or changes to this IFBC will be made by addenda. Addenda will be posted on the Procurement Division's web page of the County website at <http://www.mymanatee.org/purchasing> > *Bids and Proposals*. For those solicitations that are advertised on a third-party website, addenda will also be posted on the third-party's distribution system on the 'Planholders' link.

All addenda are a part of the IFBC and each Bidder will be bound by such addenda. It is the responsibility of each Bidder to read and comprehend all addenda issued. Failure of any Bidder to acknowledge an issued addendum in its Bid will not relieve the Bidder from any obligation contained therein.

A.08 BID FORMS

Bids must include the forms provided in this IFBC. If needed, additional pages may be attached to a form. Bidders must fully complete and execute all Bid Forms. Bid Forms must be executed by an authorized official of the company who has the legal authority to bind the company.

A.09 BID EXPENSES

All costs incurred by Bidder in responding to this IFBC will be the sole responsibility of the Bidder.

A.10 QUESTION AND CLARIFICATION PERIOD

Each Bidder shall examine all IFBC documents and will judge all matters relating to the adequacy and accuracy of such documents. Any questions or requests concerning interpretation, clarification or additional information pertaining to this IFBC, including the sample Agreement, shall be made in writing via email to the Manatee County Procurement Division to the Designated Procurement Contact or to purchasing@mymanatee.org. All questions received and responses given will be provided to potential bidders via an addendum to this IFBC.

Manatee County will not be responsible for oral interpretations given by other sources including County staff, representative, or others. The issuance of a written addendum by the Procurement Division is the only official method whereby interpretation, clarification or additional information will be given.

A.11 FALSE OR MISLEADING STATEMENTS

Bids which contain false or misleading statements, or which provide references which do not support an attribute or condition claimed by the Bidder, may be rejected. If, in the opinion of the County, such information was intended to mislead the County in its evaluation of the Bid, and the attribute, condition or capability is a requirement of this IFBC. Such Bidder will be disqualified from consideration for this IFBC and may be disqualified from submitting a response on future solicitation opportunities with the County.

A.12 CONFIDENTIALITY OF SECURITY RELATED RECORDS

- a. Pursuant to Florida Statutes § 119.071(3), the following records (hereinafter referred to collectively as “the Confidential Security Records”) are confidential and exempt from the disclosure requirements of Florida Statutes § 119.07(1):
 - i. A Security System Plan or portion thereof for any property owned by or leased to County or any privately owned or leased property held by County.
 - ii. Building plans, blueprints, schematic drawings, and diagrams, including draft, preliminary, and final formats, which depict the internal layout and structural elements of a building, arena, stadium, water treatment facility, or other structure owned or operated by County.
 - iii. Building plans, blueprints, schematic drawings, and diagrams, including draft, preliminary, and final formats, which depict the internal layout or structural elements of an attractions and recreation facility, entertainment or resort complex, industrial complex, retail and service development, office development, or hotel or motel development in the possession of, submitted to County.
- b. Successful Bidder agrees that, as provided by Florida Statute, it shall not, as a result of a public records request, or for other reason disclose the contents of, or release or provide copies of the Confidential Security Records to any other party absent the express written authorization of County’s Property Management Director or to comply with a court order requiring such release or disclosure. To the extent successful Bidder receives a request for such records, it shall immediately contact the County’s designated Contract administrator who shall coordinate County’s response to the request.

A.13 LOBBYING

After the issuance of any IFBC, prospective bidders, bidders, or their agents, representatives or persons acting at the request of such bidder shall not contact, communicate with or discuss any matter relating to the IFBC with any officer, agent or employee of Manatee County other than the Procurement Official or the contact identified in this IFBC, pursuant to the Manatee County Code of Laws. This prohibition includes copying such persons on all written communication, including email correspondence. This requirement begins with the issuance of an IFBC and ends upon execution of the final Agreement or when the IFBC has been cancelled. Violators of this prohibition shall be subject to sanctions as provided in the Manatee County Code of Laws.

A.14 UNBALANCED BIDDING PROHIBITED

County recognizes that large and/or complex projects will often result in a variety of methods, sources, and prices. However, where in the opinion of the County such variation does not appear to be justified given bid requirements and industry and market conditions, the Bid will be presumed to be unbalanced. Examples of unbalanced Bids will include:

- a. Bids showing omissions, alterations of form, additions not specified, or required conditional or unauthorized alternate bids.
- b. Bids quoting prices that substantially deviate, either higher or lower, from those included in the Bids of competitive Bidders for the same line item unit costs.
- c. Bids where the unit costs offered are in excess of, or below reasonable cost analysis values.

In the event County determines that a Bid is presumed unbalanced, it will request the opportunity to and reserves the right to, review all source quotes, bids, price lists, letters of intent, and other supporting documentation which the Bidder obtained and upon which the Bidder relied upon to develop its Bid. County reserves the right to deem any presumptive unbalanced Bid where the Bidder is unable to demonstrate the validity and/or necessity of the unbalanced unit costs as non-responsive.

A.15 FRONT LOADING OF BID PRICING PROHIBITED

Prices offered for performance and/or acquisition activities which occur early in the Project Schedule, such as mobilization; clearing and grubbing; or maintenance of traffic; that are substantially higher than pricing of competitive bidders within the same portion of the Project Schedule, will be presumed to be front loaded. Front loaded bids could reasonably appear to be an attempt to obtain unjustified early payments creating a risk of insufficient incentive for the bidder to complete the Work or otherwise creating an appearance of an undercapitalized bidder.

In the event County determines that a bid is presumed to be front loaded, it will request the opportunity to, and reserves the right to, review all source quotes, bids, price lists, letters of intent, and other documents which the bidder obtained and upon which the bidder relied upon to develop the pricing or acquisition timing for these bid items. County reserves the right to reject as nonresponsive any presumptive front-loaded bids where the bidder is unable to demonstrate the validity and/or necessity of the front-loaded costs.

A.16 WITHDRAWAL OR REVISION OF BIDS

Bidders may withdraw Bids under the following circumstances:

- a. If Bidder discovers a mistake(s) prior to the Due Date and Time. Bidder may withdraw its

Bid by submitting a written notice to the Procurement Division. The notice must be received in the Procurement Division prior to the Due Date and Time for receiving Bids. A copy of the request shall be retained, and the unopened Bid returned to the Bidder; or

- b. After the Bids are opened but before a contract is signed, Bidder alleges a material mistake of fact if:
 1. The mistake is clearly evident in the solicitation document; or
 2. Bidder submits evidence which clearly and convincingly demonstrates that a mistake was made in the Bid. Request to withdraw a Bid must be in writing and approved by the Procurement Official.

A.17 IRREVOCABLE OFFER

Any Bid may be withdrawn up until the Due Date and Time. Any Bid not so withdrawn shall, upon opening, constitute an irrevocable offer for a period of ninety (90) days to provide the goods or services set forth in this IFBC or until one or more of the Bids have been duly accepted by County, whichever occurs first.

A.18 RESERVED RIGHTS

County reserves the right to accept or reject any and/or all bids, to waive irregularities and minor technicalities, and to request resubmission. Also, County reserves the right to accept all or any part of the bid and to increase or decrease quantities to meet additional or reduced requirements of County. Any sole response received by the first submission date may or may not be rejected by County depending on available competition and current needs of County. For all items combined, the bid of the lowest, responsive, responsible bidder will be accepted, unless all bids are rejected.

The lowest, responsible bidder shall mean that Bidder who makes the lowest Bid to sell goods and/or services of a quality which meets or exceeds the quality of goods and/or services set forth in the IFBC documents or otherwise required by County.

To be responsive, a Bidder shall submit a Bid which conforms in all material respects to the requirements set forth in the IFBC.

To be a responsible bidder, the bidder shall have the capability in all respects to perform fully the bid requirements, and the tenacity, perseverance, experience, integrity, reliability, capacity, facilities, equipment, and credit which will assure good faith performance.

Also, County reserves the right to make such investigation as it deems necessary to determine the ability of any bidder to furnish the service requested. Information County deems necessary to make this determination shall be provided by the bidder. Such information may include, but shall not be limited to current financial statements, verification of availability of equipment and personnel, and past performance records.

A.19 APPLICABLE LAWS

Bidder must be authorized to transact business in the State of Florida. All applicable laws and regulations of the State of Florida and ordinances and regulations of Manatee County will apply to any resulting Agreement. Any involvement with the Manatee County Procurement Division shall be in accordance with the Manatee County Procurement Ordinance as amended.

A.20 COLLUSION

By submitting a bid in response to this IFBC, Bidder certifies that it has not divulged, discussed or compared its bid with any other bidder, and has not colluded with any other bidder or parties to this bid whatsoever. Further, Bidder, and in the case of a joint bid each party thereto, certifies as to their own organization, that in connection with this IFBC that:

- a. All prices and/or cost data submitted have been arrived at independently, without consultation, communication, or agreement, for the purpose of restricting competition, as to any matter relating to such prices and/or cost data, with any other bidder or with any competitor;
- b. All prices and/or cost data quoted for this bid have not been knowingly disclosed by the Bidder and will not knowingly be disclosed by the Bidder, prior to the scheduled opening, directly or indirectly to any other bidder or to any competitor;
- c. No attempt has been made, or will be made, by Bidder to induce any other person or firm to submit or not to submit a bid for the purpose of restricting competition;
- d. The only person or persons interested in this bid is/are named in Bidder's Bid and that no person other than those identified has any interest in the Bid or in the resulting Agreement to be entered into.
- e. No person or agency has been employed or retained to solicit or secure the resulting Agreement upon an agreement or understanding or a commission, percentage, brokerage, or contingent fee except bona fide employees or established commercial agencies maintained by Bidder for purpose of doing business.

A.21 CODE OF ETHICS

With respect to this and any bid, if a Bidder violates, directly or indirectly, the ethics provisions of the Manatee County Procurement Code and/or Florida criminal or civil laws related to public procurement, including but not limited to Florida Statutes Chapter 112, Part II, Code of Ethics for Public Officers and Employees, such Bidder will be ineligible for award to perform the work described in this IFBC, and may be disqualified from submitting on any future quote or bid requests to supply goods or services to Manatee County. By submitting a bid, the Bidder represents to County that all statements made, and materials submitted are truthful, with no relevant facts withheld.

A.22 PUBLIC CONTRACTING AND ENVIRONMENTAL CRIMES

A person or affiliate who has been placed on the convicted vendor list following a conviction for a public entity crime, as that term is defined in Section 287.133, Florida Statutes, may not submit a bid to provide any goods or services to a public entity; may not submit a bid with a public entity for the construction or repair of a public building or public work; may not submit bids on leases of real property to a public entity; may not be awarded or perform Work as a contractor, supplier, Subcontractor, or consultant under an agreement with any public entity; and may not transact business with any public entity in excess of the threshold amount provided in Section 287.017, Florida Statutes, for CATEGORY TWO for a period of thirty-six (36) months following the date of being placed on the convicted list.

In addition, the Manatee County Code of Laws prohibits the award of any bid to any person or entity who/which has, within the past five (5) years, been convicted of, or admitted to in court or sworn to under oath, a public entity crime or of any environmental law that, in the

reasonable opinion of the Procurement Official, establishes reasonable grounds to believe the person or business entity will not conduct business in a responsible matter.

To ensure compliance with the foregoing, the Code requires all persons or entities desiring to do business with County to execute and file with the Purchasing Official an affidavit, executed under the pain and penalties of perjury, confirming that person, entity and any person(s) affiliated with the entity, does not have such a record and is therefore eligible to seek and be awarded business with County. In the case of a business entity other than a partnership or a corporation, such affidavit shall be executed by an authorized agent of the entity. In the case of a partnership, such affidavit shall be executed by the general partner(s). A Public Contracting and Environmental Crimes Certification form is attached herein for this purpose.

A.23 SCRUTINIZED COMPANIES

Florida Statutes § 287.135, as amended from time to time, may contain limitations on the part of a company to conduct business with the County. Submission of a response to this solicitation shall be subject to all procedural requirements contained within that statute including the submission of any required certification of eligibility to contract with the County. It shall be the responsibility of the company responding to this solicitation to concurrently review the current version of the statute and ensure it is compliant. To the extent a certification is required, it shall be provided on the form located at Appendix F *Vendor Certification Regarding Scrutinized Companies Lists*.

A.24 AGREEMENT

The successful Bidder will be required to execute the Agreement, a sample of which is attached hereto and made a part hereof. The County will transmit the Agreement to the successful Bidder for execution. The successful Bidder agrees to deliver the required number of duly executed copies of the Agreement, with any other required documents, to the County within ten calendar days of receipt.

A.25 LEGAL NAME

Bidders shall clearly indicate the full legal name, including any d/b/a, address, email address, and telephone number on the Bid Form. Bid Forms shall be signed above the typed or printed name and title of the signer. The signer must be an official of the organization and have the authority to bind the bidder to the submitted bid.

When bidder is a partnership, the Bid Form shall be signed in the name of the firm and by all partners required under the terms of the partnership agreement. When a corporation is a bidder, the authorized corporate officers shall sign.

Bidders who are corporations or limited partnerships shall provide a certified copy of their permit to transact business in the State of Florida, preferably along with the Bid Form, or within forty-eight (48) hours after request by County.

When submitting a bid as a joint venture, it must have filed paper documents with the Division of Profession's Construction Industry Licensing Board prior to submitting a bid.

A.26 DISCOUNTS

All discounts must be incorporated in the prices contained in the bid and not shown separately. Unless otherwise specified in this IFBC, pricing must be all inclusive, including delivery costs. The prices indicated on the Pricing Form shall be the prices used in determining award.

A.27 TAXES

Manatee County is exempt from Federal Excise and State Sales Taxes. (F.E.T. Cert. No. 59-78-0089K; Florida Sales Tax Exempt Cert. No. 85-8012622206C-6). Therefore, the Bidder is prohibited from delineating a separate line item in its bid for any sales or service taxes.

The successful Bidder will be responsible for the payment of taxes of any kind, including but not limited to sales, consumer, use, and other similar taxes payable on account of the work performed and/or materials furnished under the award in accordance with all applicable laws and regulations.

A.28 QUALITY

Unless otherwise specifically provided in the IFBC documents, all goods provided shall be new, the latest make or model, of the best quality, of the highest grade of workmanship, and of the most suitable for the purpose intended.

Unless otherwise specifically provided in the IFBC documents, reference to any equipment, material, article or patented process, by trade name, brand name, make or catalog number, shall be regarded as establishing a standard of quality and shall not be construed as limiting competition.

A.29 AUTHORIZED PRODUCT REPRESENTATION

Bidder, by virtue of submitting the name and specifications of a manufacturer's product, will be required to furnish the named manufacturer's product. Failure to do so may, in the County's sole discretion, be deemed a material breach of the resulting agreement and shall constitute grounds for County's immediate termination of the resulting agreement.

A.30 ROYALTIES AND PATENTS

The successful Bidder shall pay all royalties and license fees for equipment or processes in conjunction with the equipment and/or services being furnished. Successful Bidder shall defend all suits or claims for infringement of any patent, trademark or copyright, and shall save County harmless from loss on account thereof, including costs and attorney's fees.

A.31 AMERICANS WITH DISABILITIES ACT

Manatee County does not discriminate upon the basis of any individual's disability status. This non-discrimination policy involves every aspect of County's functions including one's access to participation, employment, or treatment in its programs or activities. Anyone requiring reasonable accommodation for an information conference or bid opening should contact the person named on the cover page of this document at least twenty-four (24) hours in advance of either activity.

A.32 EQUAL EMPLOYMENT OPPORTUNITY

In accordance with Title VI of the Civil Rights Act of 1964, Title 15, Part 8 of the Code of Federal Regulations and the Civil Rights Act of 1992, Manatee County hereby notifies all Bidders that it will affirmatively ensure minority business enterprises are afforded full opportunity to participate in response to this IFBC and will not be discriminated against on the grounds of race, color, national origin, religion, sex, age, handicap, or marital status in consideration of award.

A.33 MINORITY AND/OR DISADVANTAGED BUSINESS ENTERPRISES

The State of Florida Office of Supplier Diversity provides the certification process and maintains the database of certified MBE/DBE firms. Additional information may be obtained at

https://www.dms.myflorida.com/agency_administration/office_of_supplier_diversity_osd or by calling (850) 487-0915.

A.34 DELIVERY

Unless otherwise specified, all prices shall include all delivery cost (FOB Destination).

A.35 MATHEMATICAL ERRORS

- a. Bid pricing forms without imbedded mathematical formulas: In the event of multiplication/extension error(s), the unit price shall prevail. In the event of addition error(s) the extension totals will prevail. In the event the dollar amount for contract contingency is omitted, it will be added to the total price of the Bid.
- b. Bid pricing forms with imbedded mathematical formulas: Interactive bid pricing forms that contain mathematical formulas may be provided to automate lengthy and complex bid forms. In the event bid pricing forms with imbedded formulas are used and a multiplication/extension error(s) is discovered in the formula, the unit price entered by the Bidder shall prevail.
- c. Bidder shall assume the responsibility and accuracy of the information input in the bid pricing form and therefore shall verify that the calculations are correct before submitting its Bid.
- d. Regardless of the type of bid pricing form used, all Bids shall be reviewed mathematically by the County using these standards.

A.36 SUBCONTRACTORS

The successful bidder will obtain prior written approval from the County for any subcontractor(s) and the work each will perform. A subcontractor is defined as any entity performing work within the scope of the project who is not an employee of the successful Bidder.

Bidders subcontracting any portion of the work shall include a list of subcontractors along with their bid. The list shall include: name and address of subcontractor, type of work to be performed and the percent of the contract amount to be subcontracted.

A.37 E-Verify

Prior to the employment of any person under this contract, the successful Bidder shall utilize the U.S. Department of Homeland Security's E-Verify system to verify the employment eligibility of (a) all persons employed during the contract term by the successful Bidder to perform employment duties within Florida and (b) all persons, including subcontractors, assigned by the successful Bidder to perform work pursuant to the contract with Manatee County. For more information on this process, please refer to United States Citizenship and Immigration Service site at: <http://www.uscis.gov/>.

Only those individuals determined eligible to work in the United States shall be employed under this contract.

By submission of a bid in response to this IFBC, the successful Bidder commits that all employees and subcontractors will undergo e-verification before placement on this contract.

The successful Bidder shall maintain sole responsibility for the actions of its employees and

subcontractors. For the life of the contract, all employees and new employees brought in after contract award shall be verified under the same requirement stated above.

A.38 DISCLOSURE

Upon receipt, all inquiries and responses to inquiries related to this IFBC become "Public Records," and shall be subject to public disclosure consistent with Florida Statutes, Chapter 119.

Bids become subject to disclosure thirty (30) days after the opening or if a notice of intent to award decision is made earlier than this time as provided by Florida Statutes § 119.071(1)(b). No announcement or review of the bids shall be conducted at the public opening.

Based on the above, County will receive bids at the time and date stated and will make public at the opening the names of the business entities of all that submitted a bid.

If County rejects all bids and concurrently notices its intent to reissue the solicitation, the rejected bids are exempt from public disclosure until such time as County provides notice of an intended decision concerning the reissued solicitation or until County withdraws the reissued solicitation. A bid is not exempt for longer than twelve (12) months after the initial notice rejecting all bids.

Pursuant to Florida Statutes 119.0701, to the extent successful Bidder is performing services on behalf of the County, successful Bidder must:

- a. Keep and maintain public records required by public agency to perform the service.
- b. Upon request from the public agency's custodian of public records, provide the public agency with a copy of the requested records or allow the records to be inspected or copied within a reasonable time at a cost that does not exceed the cost provided in Florida Statutes, Chapter 119, or as otherwise provided by law.
- c. Ensure that public records that are exempt or confidential and exempt from public records disclosure requirements are not disclosed except as authorized by law for the duration of the contract term and following completion of the contract if the successful Bidder does not transfer the records to the public agency.
- d. Upon completion of the contract, transfer, at no cost, to the public agency all public records in possession of contractor or keep and maintain public records required by the public agency to perform the service. If the successful Bidder transfers all public records to the public agency upon completion of the contract, the successful Bidder shall destroy any duplicate public records that are exempt or confidential and exempt from public records disclosure requirements. If the successful Bidder keeps and maintains public records upon completion of the contract, the successful Bidder shall meet all applicable requirements for retaining public records. All records stored electronically must be provided to the public agency, upon request from public agency's custodian of public records, in a format that is compatible with the information technology systems of the public agency.

IF THE SUCCESSFUL BIDDER HAS QUESTIONS REGARDING THE APPLICATION OF CHAPTER 119, FLORIDA STATUTES, TO THE SUCCESSFUL BIDDER'S DUTY TO PROVIDE PUBLIC RECORDS RELATING TO ANY

RESULTING CONTRACT, CONTACT COUNTY'S CUSTODIAN OF PUBLIC RECORDS AT:

Phone: (941) 742-5845

Email: debbie.scaccianoce@mymanatee.org

Mail: Manatee County BCC

Attn: Records Manager

1112 Manatee Ave W.

Bradenton, FL 34205.

A.39 LOCAL PREFERENCE

Local business is defined as a business legally authorized to engage in the sale of the goods and/or services, and which certifies within its Bid that for at least six (6) full months prior to the advertisement of this IFBC it has maintained a physical place of business in Manatee, Desoto, Hardee, Hillsborough, Pinellas or Sarasota County with at least one full-time employee at that location.

Local preference shall not apply to the following categories of agreements:

- a. Purchases or agreements which are funded, in whole or in part, by a governmental or other funding entity, where the terms and conditions governing the funds prohibit the preference.
- b. Any bid announcement which specifically provides that local preference, as set forth in this section, is suspended due to the unique nature of the goods or services sought, the existence of an emergency as found by either the County Commission or County Administrator, or where such suspension is, in the opinion of the County Attorney, required by law.
- c. For a competitive solicitation for construction services in which fifty percent (50%) or more of the cost will be paid from state.
- d. To qualify for local preference under this section, **a local business must certify to County** by completing an **"Affidavit as to Local Business Form,"** which is available for download at www.mymanatee.org/vendor. Click on "Affidavit for Local Business" to access and print the form. Complete, notarize, and mail the notarized original to the following address: Manatee County Procurement Division, 1112 Manatee Avenue West, Suite 803, Bradenton, FL 34205.
- e. It is the responsibility of the bidder to ensure accuracy of the Affidavit as to Local Business and notify County of any changes affecting same.

A.40 VENDOR REGISTRATION

Registering your business will provide Manatee County a sourcing opportunity to identify suppliers of needed goods and services and identify local businesses. To register as a supplier with the County go to www.mymanatee.org/vendor. For assistance with supplier registration, call the Procurement Division main number at (941) 749-3014. Office hours are Monday – Friday, 8:00 A.M. to 5:00 P.M., excluding County holidays.

A link to Vendor Registration is listed on the Procurement Division's web page at <http://www.mymanatee.org/home/government/departments/financial-management/purchasing.html>. Click on "Register as a Vendor", then "Vendor Registration Form". Registration is not mandatory to submit a Bid.

A.41 ENVIRONMENTAL SUSTAINABILITY

All bidders are encouraged to use as many environmentally preferable "green" products, materials, as supplies, as possible to promote a safe and healthy environment. Environmentally preferable are products or services that have a reduced adverse effect on the environment.

Bidder shall acknowledge in its Bid if Bidder has an environmental sustainability initiative. In addition, Bidder shall submit with its Bid a brief summary of Bidder's environmental sustainability initiative. This information will be used as a determining factor in the award decision when all other factors, including local preference, are otherwise equal.

A.42 ePAYABLES

Manatee County Board of County Commissioners and the Manatee County Clerk of the Circuit Court have partnered to offer the ePayables program, which allows payments to be made to vendors via credit cards.

The Clerk of the Circuit Court will issue a unique credit card number to vendor after goods are delivered or services rendered, vendors submit invoices to the remit to address on the purchase order. When payments are authorized, an email notification is sent to the vendor. The email notification includes the invoice number(s), invoice date(s), and amount of payment. There is no cost for vendors to participate in this program; however, there may be a charge by the company that processes your credit card transactions.

If Bidder is interested in participating in this program, complete the ePayables Application attached herein and return the completed form via email to tina.mancini@manateeclerk.com.

A.43 BASIS OF AWARD

County will not make award to a Bidder who is delinquent in payment of any taxes, fees, fines, contractual debts, judgments, or any other debts due and owed to the County, or is in default on any contractual or regulatory obligation to the County. By submitting this solicitation response, Bidder attests that it is not delinquent in payment of any such debts due and owed to the County, nor is it in default on any contractual or regulatory obligation to the County. In the event the Bidder's statement is discovered to be false, bidder will be subject to suspension and/or debarment and the County may terminate any award it has with bidder.

Award shall be to the lowest, responsive, responsible bidder(s) meeting specifications which includes delivery time requirements, qualification requirements, and having the lowest total offer for requirements listed on the Bid Form for the Work as set forth in this IFBC. Bid prices shall include costs for furnishing all labor, equipment and/or materials for the completion of the Work to the County's satisfaction, in accordance with and in the manner set forth and described in the IFBC documents and within the prescribed time.

Multiple schedules for completion of Work shall be considered. Two bids shall be submitted and considered, Bid 'A' based on 275 calendar days completion time and Bid 'B' based on 365 calendar days completion time. County, at its sole discretion, shall select either Bid 'A' or Bid 'B', whichever is in the best interest of the County. Only one (1) award will be made.

In evaluating Bids, County shall consider the qualifications of the Bidders; and if required, may also consider the qualifications of the subcontractors, suppliers, and other persons and organizations proposed. County may also consider the operating costs, maintenance requirements, performance data and guarantees of major items of materials and equipment proposed for incorporation in the Work.

Whenever two or more responsive, responsible bids which are equal with respect to price and all other evaluation factors are received, the bid from the local business shall be given preference in award.

Whenever two or more responsive, responsible bids which are equal with respect to price are received, and both or neither of these bids are from a local business, the award shall be determined by a chance drawing, coin toss, or similar tie-breaking method conducted by the Procurement Division and open to the public.

Bidder acknowledges that County has, or may hire, others to perform work similar to or the same as that which is within the scope of work of this IFBC. In the event that the successful Bidder cannot meet the delivery time or availability requirements of materials, the County, at its sole discretion can obtain the goods and services from other sources.

A.44 SCOPE OF WORK

The successful Bidder shall furnish and install all materials, equipment and labor which is reasonably inferable and necessary for the proper completion of the Work specified in this IFBC, whether specifically indicated in the IFBC or not.

The successful Bidder shall furnish all shop drawings, work drawings, labor, materials, equipment, tools, services and incidentals necessary to complete all Work required by these Specifications.

The successful Bidder shall perform the Work complete, in place and ready for continuous service and shall include any repairs, replacements, and / or restoration required as a result of damages caused prior to acceptance by the County.

Replace approximately 1,654 linear feet of 4 inch and 6 inch water mains.

A.45 COMPLETION OF WORK

The Work will be completed and ready for final inspection within the specified calendar days from the date the Contract Time commences to run. Completion time shall be based on Bid 'A' for 275 calendar days or Bid 'B' based on 365 calendar days time at the County's sole discretion.

A.46 LIQUIDATED DAMAGES

If the successful Bidder fails to achieve substantial completion of the Work within the contract time and as otherwise required by the Agreement (to include not only the entire Work but any portion of the Work as set forth therein), the County shall be entitled to retain or recover from the successful Bidder, as liquidated damages and not as a penalty, the sum of \$814.00 per calendar day, commencing upon the first day following expiration of the contract time and continuing until the actual date of substantial completion.

Such liquidated damages are hereby agreed to be a reasonable estimate of damages the County will incur because of delayed completion of the Work. The County may deduct liquidated damages as described in this paragraph from any unpaid amounts then or thereafter due the successful bidder under this Agreement. Any liquidated damages not so deducted from any unpaid amounts due the successful bidder shall be payable to the County at the demand of the County, together with interest from the date of the demand at the maximum allowable rate.

A.47 CONTRACT CONTINGENCY WORK

Contract contingency is a monetary allowance used solely at County's discretion to handle unexpected conditions as required to satisfactorily complete the Work in accordance with the IFBC documents. A Field Directive must be issued by an authorized County representative to authorize use of contract contingency funds.

The percentage for contract contingency is listed on the Bid Form. Bidder shall enter the dollar amount for contract contingency based on the percentage of the total base bid. The total contract award will include contract contingency.

Appropriate uses of contract contingency include increases to existing bid item quantities that do not change the initial Scope of Work, which may be directed by County staff; modification items not originally bid which were unforeseen yet necessary during the Work to provide a safe, complete Project and that do not change the initial Scope of Work; and unanticipated conflicts and/or design changes required during construction which are necessary to provide a safe, complete Project and that do not change the initial Scope of Work.

Inappropriate uses of contract contingency include anything that changes the initial Scope of Work, including the Contract Sum and Contract Time, and adding bid items not previously contemplated that change the initial Scope of Work.

A.48 LICENSES AND PERMITS

The successful Bidder shall be solely responsible for obtaining all necessary license and permit fees, including, but not limited to, all license fees, permit fees, impact fees, or inspection fees, and responsible for the costs of such fees. Successful Bidder is solely responsible for ensuring all work complies with all Federal, State, local, and Manatee County ordinances, orders, codes, laws, rules, regulations, directives, and guidelines.

A.49 PROTEST

Any actual bidder, proposer, or contractor who is aggrieved in connection with the notice of intent to award of a contract with a value greater than \$250,000 where such grievance is asserted to be the result of a violation of the requirements of the Manatee County Procurement Code or any applicable provision of law by the officers, agents, or employees of the County, may file a protest to the Procurement Official.

Protest must be in writing and delivered via email at purchasing@mymanatee.org or by hand delivery to the Procurement Division at 1112 Manatee Avenue West, Suite 803, Bradenton, FL 34205 by 5:00 p.m. on the fifth business day following the date of posting of the Notice of Intent to Award on the County website. There is no stay of the procurement process during a protest. The Procurement Official shall have the authority to settle and resolve a protest concerning the intended award of a contract.

For additional information regarding the County protest process, visit the Procurement Division webpage on the County website.

A.50 ACCESSIBILITY

The County is committed to making its documents and information technologies accessible to individuals with disabilities by meeting the requirements of Section 504 of the Rehabilitation Act and best practices (w3C WCAG 2). **For assistance with accessibility regarding this solicitation, contact the Manatee County Procurement Division via email at purchasing@mymanatee.org or by phone at 941-748-4501 X3014.**

Successful Bidder shall ensure all its electronic information, documents, applications, reports, and deliverables required under this Agreement are in a format that meets the requirements of Section 504 of the Rehabilitation Act and best practices (w3C WCAG 2).

Where not fully compliant with these requirements and best practices, Successful Bidder shall provide clear points of contact for each document and information technology to direct users in how to obtain alternate formats. Further, successful Bidder shall develop accommodation strategies for those non-compliant resources and implement strategies to resolve the discrepancies.

A.51 SOLICITATION SCHEDULE

The following schedule has been established for this Solicitation process. Refer to the County’s website (www.mymanatee.org > Business > *Bids & Proposals*) for meeting locations and updated information pertaining to any revisions to this schedule.

Scheduled Item	Scheduled Date
No Solicitation Information Conference will be held for this solicitation.	
Question and Clarification Deadline	March 2, 2021
Final Addendum Posted	March 12, 2021
Bid Response Due Date and Time	March 31, 2021, 10:00 am, ET
Due Diligence Review Completed	April 16, 2021
Projected Award	May 2021

NOTE: Any statements contained in the Scope of Work, Bid Summary, Construction Agreement, General Conditions of the Construction Agreement and/or Exhibits which vary from the information in Section A, Information for Bidders, shall have precedence over the Information for Bidders.

END OF SECTION A

SECTION B, BID FORMS

(To be completed and returned with Bid)

APPENDIX A, MINIMUM QUALIFICATIONS

IFBC No. 21-TA003637

Bidders must submit the information and documentation requested in this Attachment that confirms Bidder meets the following minimum qualification requirement(s):

1. Must have been registered with the State of Florida, Division of Corporations to do business in Florida.

No documentation is required. The County will verify registration.

2. Bidder, or its representative(s), has made an inspection of the construction site for work specified in this IFBC on or after the date of advertisement of this IFBC and prior to the Due Date and Time.

Bidder must submit a statement on company letterhead and signed by an authorized official of Bidder that Bidder, or its representative(s), has made an inspection of the construction site, listing the date of the inspection and the individuals, by name, who conducted the inspection.

3. Must have possessed a General Contractor or Underground Utility Contractor license issued by the Florida Department of Business and Professional Regulation for a period of at least Three (3) consecutive years since February 1, 2018. License must be current and valid through the Due Date for submission of bids for this IFBC.

Provide a copy of Bidder's General Contractor or Underground Utility Contractor issued by the Florida Department of Business and Professional Regulation and documentation confirming Bidder has been licensed and/or certified for the period of February 1, 2018 through the date of submission of the Bid.

4. Bidder has provided Water Main Installation, Repair, and Replacement for at least three (3) projects since February 1, 2016. Project clients must be agreeable to responding to an inquiry by the County.

Provide the following information for the three (3) qualifying project references.

- a) Name of client
- b) Project name
- c) Location (City/State)
- d) Client contact name
- e) Contact phone
- f) Contact email
- g) Service dates (Start/End)

5. Bidder, on the day the bid is submitted, has a certified or registered Qualifying Agent, as required by Section 489.119, Florida Statutes, and that Qualifying Agent has been the same Qualifying Agent of Bidder for a period of at least three (3) consecutive years, since February 1, 2018.

Submit a copy of Bidder's Qualifying Agent's registration or certification along with supporting documentation confirming Qualifying Agent has been the Qualifying Agent for Bidder for three (3) years, since February 1, 2018.

6. Bidder is not on the Florida Department of Management Services Suspended, Debarred, Convicted Vendor Lists.

No documentation is required. The County will verify

7. If Bidder is submitting as a joint venture must file the required documents with the Florida Department of Business and Professional Regulation as required by Florida Statute Section 489.119, prior to the Due Date and Time.

If Bidder is not a joint venture, provide a statement to that effect. If Bidder is a joint venture, provide a copy of Bidder's approved filing with the Florida Department of Business and Professional Regulation.

8. Bidder has no reported conflict of interests in relation to this IFBC.

Submit a fully completed copy of Appendix J. If applicable, on a separate page disclose the name of any officer, director or agent who is also an employee of the County. Disclose the name of any County employee who owns, directly or indirectly, any interest in the Bidder's firm or any of its branches. If no conflicts of interests are present, Bidder must submit a statement to that affect.

END OF APPENDIX A

APPENDIX B, BIDDER'S QUESTIONNAIRE

Bidder must fully complete and return this form with its Bid. Bidder warrants the truth and accuracy of all statements and answers herein contained. (Attach additional pages if necessary.)

THIS QUESTIONNAIRE MUST BE COMPLETED AND SUBMITTED WITH YOUR BID

1. Contact Information:

FEIN #: _____
License #: _____
License Issued to: _____
Date License Issued (MM/DD/YR): _____
Company Name: _____
Physical Address: _____
City: _____ State of Incorporation: _____ Zip Code: _____
Phone Number: () _____ Fax Number: () _____
Email address: _____

2. Bidding as: an individual __; a partnership __; a corporation __; a joint venture __

3. If a partnership, list names and addresses of partners; if a corporation, list names of officers, directors, shareholders, and state of incorporation; if joint venture, list names and address of ventures' and the same if any venture are a corporation for each such corporation, partnership, or joint venture:

4. Bidder is authorized to do business in the State of Florida: Yes No

For how many years? _____

5. Your organization has been in business (under this firm's name) as a

Is this firm in bankruptcy? _____

6. Attach a list of projects where this specific type of Work was performed.

BIDDER: _____

7. Is this firm currently contemplating or in litigation? Provide summary details.

8. Have you ever been assessed liquidated damages under a contract during the past five (5) years? If so, state when, where (contact name, address and phone number) and why.

9. Have you ever failed to complete Work awarded to you? Or failed to complete projects within contract time? If so, state when, where (contact name, address, phone number) and why.

10. Have you ever been debarred or prohibited from providing a bid to a governmental entity? If yes, name the entity and describe the circumstances.

11. Will you subcontract any part of this Work? If so, describe which portion(s) and to whom.

12. If any part of work will be subcontracted, list MBE/DBE/WBE/VETERAN to be utilized. Include the estimated dollar amount of the portion of Work each will perform.

BIDDER: _____

13. What equipment do you own to accomplish this Work? (A listing may be attached)

14. What equipment will you purchase/rent for the Work? (Specify which)

15. If applicable to the Work for this IFBC, Drilling Supervisor Qualifications: Contractor shall provide a boring specialist who shall remain on the project site during the entirety of the directional boring operation. This includes, but is not limited to, drilling fluid preparation, seaming, boring and pulling. The boring specialist shall have a minimum of five (5) years' experience in supervising directional bores of similar nature, diameter, materials and lengths. (Reference: Specification Section 02619, Horizontal Directional Drilling).

Provide the contact information for a minimum of three (3) projects wherein the boring specialist has performed this type of work, diameter, materials and lengths.

Boring specialist's name: _____

Boring specialist's years of experience in supervising directional bores _____

Provide contact name, and contact number for projects:

16. If applicable to the Work for this IFBC, Pipe Fusion Qualifications: All boring and fusing equipment shall be certified for operation. The Contractor responsible for thermal butt fusing pipe and fittings shall have manufacturer certification for performing such work or a minimum of five (5) years of experience performing this type of work.

Thermal butt fusing pipe and fittings contractor or subcontractor's name: _____

Attach a copy of contractor's/subcontractor's manufacturer certification to this Questionnaire

OR

Provide contractor's/subcontractor's years of experience in thermal butt fusing pipe and fittings _____

If manufacturer certification is not provided, include contact name, and contact number for projects that confirms five years of experience:

BIDDER: _____

17. If applicable to the Work for this IFB, Pipe Bursting Qualifications: The Contractor shall be certified by the manufacturer of the pipe bursting system that they are fully trained licensed installer of the manufacturer's pipe bursting system. Contractor shall provide a letter to the County documenting this requirement. (Reference: Specification Section 02619A, Pipe Bursting (PB) of Existing Mains).

18. List the following regarding the surety which is providing the bond(s):

Surety's Name: _____

Address: _____

Name, address, phone number and email of surety's resident agent for service of process in Florida:

Agent's Name: _____

Address: _____

Phone: _____

Email: _____

19. Is Bidder a local business as defined in Section A.38, Local Preference?

Yes No

If yes, by signing below Bidder certifies that for at least six months prior to the advertisement date of this IFB it has maintained a physical place of business in Manatee, Desoto, Hardee, Hillsborough, Pinellas or Sarasota counties with at least one full-time employee at that location.

BIDDER: _____

BY: _____

PRINTED NAME: _____

TITLE/DATE: _____

PHYSICAL ADDRESS OF QUALIFYING LOCAL LOCATION: _____

NAME OF QUALIFYING EMPLOYEE AT LOCAL LOCATION: _____

BIDDER: _____

20. Confirm if Bidder has an environmental sustainability initiative as defined in Section A.41.

Yes No

If yes, submit a brief summary (2-3 paragraphs) of the environmental sustainability initiative.

BIDDER: _____

APPENDIX C, ENVIRONMENTAL CRIMES CERTIFICATION

SWORN STATEMENT PURSUANT TO ARTICLE V, MANATEE COUNTY PROCUREMENT CODE

Bidder must fully complete and return this form with its Bid. This form must be signed and sworn to in the presence of a notary public or other official authorized to administer oaths.

This sworn statement is submitted to the Manatee County Board of County Commissioners by

_____ [Print individual's name and title]

for _____ [Print name of entity submitting sworn statement]

whose business address is _____

and (if applicable) its Federal Employer Identification Number (FEIN) is _____. If the entity has no FEIN, include the Social Security Number of the individual signing this sworn statement: _____.

I understand that no person or entity shall be awarded or receive an Owner's Agreement for public improvements, procurement of goods or services (including professional services) or an Owner's lease, franchise, concession or management agreement, or shall receive a grant of Owner's monies unless such person or entity has submitted a written certification to Owner that it has not:

(1) been convicted of bribery or attempting to bribe a public officer or employee of Manatee County, the State of Florida, or any other public entity, including, but not limited to the Government of the United States, any state, or any local government authority in the United States, in that officer's or employee's official capacity; or

(2) been convicted of an agreement or collusion among bidders or prospective bidders in restraint of freedom of competition, by agreement to bid a fixed price, or otherwise; or

(3) been convicted of a violation of an environmental law that, in the sole opinion of Owner's Purchasing Official, reflects negatively upon the ability of the person or entity to conduct business in a responsible manner; or

(4) made an admission of guilt of such conduct described in items (1), (2) or (3) above, which is a matter of record, but has not been prosecuted for such conduct, or has made an admission of guilt of such conduct, which is a matter of record, pursuant to formal prosecution. An admission of guilt shall be construed to include a plea of nolo contendere; or

(5) where an officer, official, agent or employee of a business entity has been convicted of or has admitted guilt to any of the crimes set forth above on behalf of such an entity and pursuant to the direction or authorization of an official thereof (including the person committing the offense, if he is an official of the business entity), the business shall be chargeable with the conduct herein above set forth. A business entity shall be chargeable with the conduct of an affiliated entity, whether wholly owned, partially owned, or one which has common ownership or a common Board of Directors. For purposes of this Form, business entities are affiliated if, directly or indirectly, one business entity controls or has the power to control another business entity, or if an individual or group of individuals controls or has the power to control both entities. Indicia of control shall include, without limitation, interlocking management or ownership, identity of interests among family members, shared organization of a business entity following the ineligibility of a business entity under this

Article, or using substantially the same management, ownership or principles as the ineligible entity.
(Continued)

Any person or entity who claims that this Article is inapplicable to him/her/it because a conviction or judgment has been reversed by a court of competent jurisdiction shall prove the same with documentation satisfactory to Owner's Purchasing Official. Upon presentation of such satisfactory proof, the person or entity shall be allowed to contract with Owner.

I UNDERSTAND THAT THE SUBMISSION OF THIS FORM TO THE CONTRACTING OFFICER FOR MANATEE COUNTY IS VALID THROUGH DECEMBER 31 OF THE CALENDAR YEAR IN WHICH IT IS FILED. I ALSO UNDERSTAND THAT ANY AGREEMENT OR BUSINESS TRANSACTION SHALL PROVIDE FOR SUSPENSION OF PAYMENTS, OR TERMINATION, OR BOTH, IF THE CONTRACTING OFFICER OR COUNTY ADMINISTRATOR DETERMINES THAT **SUCH** PERSON OR ENTITY HAS MADE FALSE CERTIFICATION.

[Signature]

STATE OF _____
COUNTY OF _____

Sworn to and subscribed before me this ____ day of _____, 20____ by _____

Who is personally known / has produced _____ as identification
[Type of identification]

My commission expires _____

Notary Public Signature

[Print, type or stamp Commissioned name of Notary Public]

Signatory Requirement - In the case of a business entity other than a partnership or a corporation, this affidavit shall be executed by an authorized agent of the entity. In the case of a partnership, this affidavit shall be executed by the general partner(s). In the case of a corporation, this affidavit shall be executed by the corporate president.

APPENDIX D, FLORIDA TRENCH SAFETY ACT

Bidder must fully complete and return this form with its Bid. This form must be signed in the presence of a notary public or by an officer authorized to administer oaths.

1. This Sworn Statement is submitted with IFBC NO. 21-TA003637DJ
2. This Sworn Statement is submitted by _____ whose business address is _____ and, if applicable, its Federal Employer Identification Number (FEIN) is _____. If the entity has no FEIN, include the Social Security Number of the individual signing this sworn statement _____.
3. Name of individual signing this Sworn Statement is: _____
Whose relationship to the above entity is: _____.
4. The Trench Safety Standards that will be in effect during the construction of this project shall include, but are not limited to: Laws of Florida, Chapters 90-96, TRENCH SAFETY ACT, and OSHA RULES AND REGULATIONS 29 CFR 1926.650 Subpart P, effective October 1, 1990.
5. The undersigned assures that the entity will comply with the applicable Trench Safety Standards and agrees to indemnify and hold harmless the County and Engineer of Record, and any of their agents or employees from any claims arising from the failure to comply with said standard.

6. The undersigned has appropriated the following costs for compliance with the applicable standards:

Trench Safety Measure (Description)	Units of MeasureUnit (LF, SY)	Quantity	Unit Cost	Extended Cost
a. _____	_____	_____	\$ _____	_____
b. _____	_____	_____	\$ _____	_____
c. _____	_____	_____	\$ _____	_____
d. _____	_____	_____	\$ _____	_____

7. The undersigned intends to comply with these standards by instituting the following procedures:

THE UNDERSIGNED, in submitting this bid, represents that they have reviewed and considered all available geotechnical information and made such other investigations and tests as they may deem necessary to adequately design the trench safety system(s) to be utilized on this project.

(Authorized signature / Title)

SWORN to and subscribed before me this _____ day of _____, 20____.
(Impress official seal)

Notary Public, State of Florida: _____

My commission expires: _____



Angelina M. Colonneso

CLERK OF THE CIRCUIT COURT AND COMPTROLLER OF MANATEE COUNTY

1115 Manatee Avenue West, Bradenton, Florida 34205 - Phone (941) 749-1800 Fax (941) 741-4082, P.O. Box 25400, Bradenton, Florida 34206 - www.manateeclerk.com

Bidder must fully complete and return this form with its Bid.

APPENDIX E: ePAYABLES APPLICATION

Company name _____

Contact person _____

Phone number _____

Email Address _____

FINANCE USE ONLY

Open orders: YES or NO

PEID _____

CREATE DATE _____

CONFIRMED WITH

Name and phone number

IFAS _____

BANK _____

INITIALS _____

Return completed form Via email to:
tina.mancini@manateeclerk.com
Via fax to: (941) 741-4011
Via mail:
PO Box 1000
Bradenton, FL 34206

Revised: September 30, 2015

"Pride in Service with a Vision to the Future"

Clerk of the Circuit Court – Clerk of Board of County Commissioners – County Comptroller – Auditor and Recorder

APPENDIX F, SCRUTINIZED COMPANY CERTIFICATION

This certification is required pursuant to Florida State Statute Section 287.135.

As of July 1, 2011, a company that, at the time of bidding or submitting a proposal for a new contract or renewal of an existing contract, is on the Scrutinized Companies with Activities in Sudan List or the Scrutinized Companies with Activities in the Iran Petroleum Energy Sector List is ineligible for, and may not bid on, submit a proposal for, or enter into or renew a contract with an agency or local governmental entity for goods or services of \$1 million or more.

Bidder must fully complete and return this form with its Bid.

Company _____ FID or EIN No. _____

Address _____

City _____ State _____ Zip _____

I, _____, as a representative of _____

certify and affirm that this company is not on the Scrutinized Companies with Activities in Sudan List or the Scrutinized Companies with Activities in the Iran Petroleum Energy Sector List.

Signature

Title

Printed Name

Date

APPENDIX G
MANATEE COUNTY, A POLITICAL SUBDIVISION OF THE STATE OF FLORIDA
INDEMNITY AND HOLD HARMLESS
 IFBC No. 21-TA003637DJ

Bidder must fully complete and return this form with its Bid.

Bidder shall defend, indemnify and hold harmless the County and all of the County’s officers, agents, employees, and volunteers from and against all claims, liability, loss and expense, including reasonable costs, collection expenses, attorneys’ fees, and court costs which may arise because of the negligence (whether active or passive), misconduct, or other fault, in whole or in part (whether joint, concurrent, or contributing), of Respondent, its officers, employees, representatives and agents in performance or non-performance of its obligations under the Contract/Agreement. Bidder recognizes the broad nature of this indemnification and hold harmless clause, as well as the provision of a legal defense to the County when necessary, and voluntarily makes this covenant and expressly acknowledges the receipt of such good and valuable consideration provided by the County in support of these indemnification, legal defense and hold harmless contractual obligations in accordance with the laws of the State of Florida. This clause shall survive the termination of this Contract/Agreement. Compliance with any insurance requirements required elsewhere within this Contract/Agreement shall not relieve Bidder of its liability and obligation to defend, hold harmless and indemnify the County as set forth in this article of the Contract/Agreement.

Nothing herein shall be construed to extend the County’s liability beyond that provided in section 768.28, Florida Statutes.

PROJECT NUMBER AND/OR NAME	
INSURANCE AGENT	
RESPONDENT SIGNATURE	DATE

Acknowledgement:

STATE OF _____ COUNTY OF _____

The foregoing instrument was acknowledged before me this ____ day of _____,

20____ by _____ [FULL LEGAL NAME], who is

personally known to me / has produced _____ as
 identification.

Notary Signature _____

Print Name _____

APPENDIX H, INSURANCE STATEMENT

Bidder must fully complete and return this form with its Bid.

THE UNDERSIGNED has read and understands the insurance requirements of this IFBC applicable to any contract resulting from this solicitation and shall provide the insurances required by this Appendix within ten (10) days from the date of Notice of Intent to Award.

Bidder Name: _____ Date: _____

Signature
(Authorized
Official): _____

Printed Name/Title: _____

Insurance Agency: _____

Agent Name: _____ Agent Phone: _____

APPENDIX I, ACKNOWLEDGMENT OF ADDENDA

The undersigned acknowledges receipt of the following addenda:

Addendum No. _____	Date Received:
Addendum No. _____	Date Received:
Addendum No. _____	Date Received:
Addendum No. _____	Date Received:
Addendum No. _____	Date Received:
Addendum No. _____	Date Received:
Addendum No. _____	Date Received:
Addendum No. _____	Date Received:
Addendum No. _____	Date Received:
Addendum No. _____	Date Received:

Print or type Bidder's information below:

_____	_____
Name of Bidder	Telephone Number
_____	_____
Street Address	City/State/Zip

Email Address	
_____	_____
Print Name & Title of Authorized Officer	Signature of Authorized Official Date

APPENDIX J, AFFIDAVIT OF NO CONFLICT

COUNTY OF _____
STATE OF _____

BEFORE ME, the undersigned authority, this ____ day of _____, 20____ personally appeared, _____, a principal with full authority to bind _____ (hereinafter the "Affiant"), who being first duly sworn, deposes and says:

(a) is not currently engaged or will not become engaged in any obligations, undertakings or contracts that will require the Affiant to maintain an adversarial role against the County or that will impair or influence the advice, recommendations or quality of work provided to the County; and

(b) has provided full disclosure of all potentially conflicting contractual relationships and full disclosure of contractual relationships deemed to raise a question of conflict(s); and

(c) has provided full disclosure of prior work history and qualifications that may be deemed to raise possible question of conflict(s).

Affiant makes this affidavit for the purpose of inducing Manatee County, a political subdivision of the State of Florida, to enter into an Agreement for Cortez Gardens Subdivision Water Main Replacement.

If applicable, on a separate page Bidder shall disclose the name of any officer, director or agent of Bidder who is also an employee of the County and the name of any County employee who owns, directly or indirectly, any interest in the Bidder's firm or any of its branches. If no conflicts of interest are present, submit a statement to that affect.

Signature

Print Name

SUBSCRIBED to and sworn before me this ____ day of _____, 20__.

[Notary Seal]

Notary Public

My commission expires: _____

Notary Signature

Print Name

Personally known OR produced identification. Type of identification produced _____

_____.

APPENDIX K, BID PRICING FORM

IFBC No. 21-TA003637DJ CORTEZ GARDENS SUBDIVISION WATER MAIN REPLACEMENT

Total Bid Price/Offer for Bid "A": \$ _____ Complete. Based on a completion time of 275 calendar days.

Total Bid Price/Offer for Bid "B": \$ _____ Complete. Based on a completion time of 365 calendar days.

We, the undersigned, hereby declare that we have carefully reviewed the IFBC Documents in their entirety and with full knowledge and understanding of the Bid information and all its requirements, submit this Bid, which is complete in meeting each specification, term, and condition contained therein.

As Bidder, we understand that the IFBC documents, including but not limited to, all specifications, terms, and conditions shall be made a part of any resulting Agreement between County and the successful Bidder. Failure by successful Bidder to comply with such specifications, terms and conditions shall result in Agreement default, whereupon, the defaulting successful Bidder shall be required to pay for all re-procurement costs, damages, and attorney fees as incurred by County, and agrees to forfeit its bid bond.

Authorized Signature(s): _____

**Name and Title of Above
Signer(s):** _____

Date: _____

APPENDIX K, BID PRICING FORM
21-TA003637 DJ, CORTEZ GARDENS SUBDIVISION WATER MAIN
REPLACEMENT
COUNTY PROJECT NO. 6097270
BID A BASED ON 275 CALENDAR DAYS

ITEM NO.	DESCRIPTION	UNITS	QTY.	UNIT PRICE (\$)	EXTENDED PRICE (\$)
1	Grout Abandoned 4" Pipe	LF	1,654		
2	Grout Abandoned 6" Pipe	LF	45		
3	F&I 4" Caps	EA	4		
4	F&I 6" Caps	EA	1		
5	F&I 6" Polyvinyl Chloride (PVC) Pipe	LF	533		
6	F&I 6" Class 350 Ductile Iron (DIP) Pipe	LF	720		
7	F&I 6" Gate Valve	EA	11		
8	F&I 6" Sleeves	EA	6		
9	F&I Water Services Connection (Short 1" Polyethylene Pipe)	EA	18		
10	F&I Water Services Connection (Long 1" Polyethylene Pipe)	EA	13		
11	Remove Water Meter Box Assembly	EA	70		
12	F&I Fire Hydrant Assembly	EA	2		
13	F&I Water Meter Box Assembly	EA	32		
14	F&I 6" X 6" Tee	EA	5		
15	F&I 6" 45° Bend	EA	13		
16	F&I 6" 90° Bend	EA	3		
17	Re-Establish Residential Service Lines	EA	32		
18	Maintenance of Traffic (MOT)	LS	1		
19	Erosion And Sedimentation Control	LS	1		
20	Restoration	LS	1		
	SubTotal Construction Cost				
21	Mobilization	LS	1		
22	Miscellaneous Work & Clean Up	LS	1		
23	Record Drawings	LS	1		
24	Contract Contingency (10% of Subtotal Construction Cost)	%	10%		
	Total Construction Cost				

APPENDIX K, BID PRICING FORM
21-TA003637 DJ, CORTEZ GARDENS SUBDIVISION WATER MAIN
REPLACEMENT
COUNTY PROJECT NO. 6097270
BID B BASED ON 365 CALENDAR DAYS

ITEM NO.	DESCRIPTION	UNITS	QTY.	UNIT PRICE (\$)	EXTENDED PRICE (\$)
1	Grout Abandoned 4" Pipe	LF	1,654		\$0.00
2	Grout Abandoned 6" Pipe	LF	45		\$0.00
3	F&I 4" Caps	EA	4		\$0.00
4	F&I 6" Caps	EA	1		\$0.00
5	F&I 6" Polyvinyl Chloride (PVC) Pipe	LF	533		\$0.00
6	F&I 6" Class 350 Ductile Iron (DIP) Pipe	LF	720		\$0.00
7	F&I 6" Gate Valve	EA	11		\$0.00
8	F&I 6" Sleeves	EA	6		\$0.00
9	F&I Water Services Connection (Short 1" Polyethylene Pipe)	EA	18		\$0.00
10	F&I Water Services Connection (Long 1" Polyethylene Pipe)	EA	13		\$0.00
11	Remove Water Meter Box Assembly	EA	70		\$0.00
12	F&I Fire Hydrant Assembly	EA	2		\$0.00
13	F&I Water Meter Box Assembly	EA	32		\$0.00
14	F&I 6" X 6" Tee	EA	5		\$0.00
15	F&I 6" 45° Bend	EA	13		\$0.00
16	F&I 6" 90° Bend	EA	3		\$0.00
17	Re-Establish Residential Service Lines	EA	32		\$0.00
18	Maintenance of Traffic (MOT)	LS	1		\$0.00
19	Erosion And Sedimentation Control	LS	1		\$0.00
20	Restoration	LS	1		\$0.00
	SubTotal Construction Cost				\$0.00
21	Mobilization	LS	1		\$0.00
22	Miscellaneous Work & Clean Up	LS	1		\$0.00
23	Record Drawings	LS	1		\$0.00
24	Contract Contingency (10% of Subtotal Construction Cost)	%	10%		\$0.00
	Total Construction Cost				\$0.00

BIDDER NAME _____

BIDDER SIGNATURE _____

SECTION C, BID ATTACHMENTS

BID ATTACHMENT 1, INSURANCE AND BOND REQUIREMENTS

The CONTRACTOR will not commence work under the resulting Agreement until all insurance coverages indicated by an "X" herein have been obtained. The CONTRACTOR shall obtain and submit to the Procurement Division within ten (10) calendar days from the date of notice of intent to award, at its expense, the following minimum amounts of insurance (inclusive of any amounts provided by an umbrella or excess policy): Work under this Agreement cannot commence until all insurance coverages indicated herein have been obtained on a standard ACORD form (inclusive of any amounts provided by an umbrella or excess policy):

Automobile Liability Insurance Required Limits

Coverage must be afforded under a per occurrence policy form including coverage for all owned, hired and non-owned vehicles for bodily injury and property damage of not less than:

- \$1,000,000 Combined Single Limit; OR
- \$ 500,000 Bodily Injury and \$500,000 Property Damage
- \$10,000 Personal Injury Protection (No Fault)
- \$500,000 Hired, Non-Owned Liability
- \$10,000 Medical Payments

This policy shall contain severability of interests' provisions.

Commercial General Liability Insurance Required Limits (per Occurrence form only; claims-made form is not acceptable)

Coverage shall be afforded under a per occurrence policy form, policy shall be endorsed and name 'Manatee County, a political subdivision of the State of Florida' as an Additional Insured, and include limits not less than:

- \$1,000,000 Single Limit Per Occurrence
- \$2,000,000 Aggregate
- \$1,000,000 Products/Completed Operations Aggregate
- \$1,000,000 Personal and Advertising Injury Liability
- \$50,000 Fire Damage Liability
- \$10,000 Medical Expense, and
- \$1,000,000, Third Party Property Damage
- \$ Project Specific Aggregate (Required on projects valued at over \$10,000,000)

This policy shall contain severability of interests' provisions.

Employer's Liability Insurance

Coverage limits of not less than:

- \$100,000 Each Accident
- \$500,000 Disease Each Employee
- \$500,000 Disease Policy Limit

- Worker's Compensation Insurance**
- US Longshoremen & Harbor Workers Act**
- Jones Act Coverage**

Coverage limits of not less than:

- Statutory workers' compensation coverage shall apply for all employees in compliance with the laws and statutes of the State of Florida and the federal government.
- If any operations are to be undertaken on or about navigable waters, coverage must be included for the US Longshoremen & Harbor Workers Act and Jones Act.

Should 'leased employees' be retained for any part of the project or service, the employee leasing agency shall provide evidence of Workers' Compensation coverage and Employer's Liability coverage for all personnel on the worksite and in compliance with the above Workers' Compensation requirements. NOTE: Workers' Compensation coverage is a firm requirement. Elective exemptions are considered on a case-by-case basis and are approved in a very limited number of instances.

Aircraft Liability Insurance Required Limits

Coverage shall be afforded under a per occurrence policy form, policy shall be endorsed and name 'Manatee County a political subdivision of the State of Florida' as an Additional Insured, and include limits not less than:

- \$ Each Occurrence Property and Bodily Injury with no less than \$100,000 per passenger each occurrence or a 'smooth' limit.
- \$ General Aggregate.

Un-Manned Aircraft Liability Insurance (Drone)

Coverage shall be afforded under a per occurrence policy form, policy shall be endorsed and name 'Manatee County a political subdivision of the State of Florida' as an Additional Insured, and include limits not less than:

- \$ Each Occurrence Property and Bodily Injury; Coverage shall specifically include operation of Unmanned Aircraft Systems (UAS), including liability and property damage.
- \$ General Aggregate

Installation Floater Insurance

When the contract or agreement **does not** include construction of, or additions to, above ground building or structures, but does involve the installation of machinery or equipment, Installation Floater Insurance shall be afforded under a per occurrence policy form, policy shall be endorsed and name "Manatee County, a political subdivision of the State of Florida" as an Additional Insured, and include limits not less than:

- 100% of the completed value of such addition(s), building(s), or structure(s)

Professional Liability and/or Errors and Omissions (E&O) Liability Insurances

Coverage shall be afforded under either an occurrence policy form or a claims-made policy form. If the coverage form is on a claims-made basis, then coverage must be maintained for a minimum of three years from termination of date of the contract. Limits must not be less than:

- \$ 1,000,000 Bodily Injury and Property Damage Each Occurrence
- \$ 2,000,000 General Aggregate

Builder’s Risk Insurance

When the contract or agreement includes the construction of roadways and/or the addition of a permanent structure or building, including the installation of machinery and/or equipment, Builder’s Risk Insurance shall be afforded under a per occurrence policy form, policy shall be endorsed and name “Manatee County, a political subdivision of the State of Florida” as an Additional Insured, and include limits not less than:

- An amount equal to 100% of the completed value of the project, or the value of the equipment to be installed
- The policy shall not carry a self-insured retention/deductible greater than \$10,000

Coverage shall be for all risks and include, but not be limited to, storage and transport of materials, equipment, supplies of any kind whatsoever to be used on or incidental to the project, theft coverage, and Waiver of Occupancy Clause Endorsement, where applicable.

Cyber Liability Insurance

Coverage shall comply with Florida Statute 501.171, shall be afforded under a per occurrence policy form, policy shall be endorsed and name ‘Manatee County, a political subdivision of the State of Florida’ as an Additional Insured, and include limits not less than:

- \$ Security Breach Liability
- \$ Security Breach Expense Each Occurrence
- \$ Security Breach Expense Aggregate
- \$ Replacement or Restoration of Electronic Data
- \$ Extortion Threats
- \$ Business Income and Extra Expense
- \$ Public Relations Expense

NOTE: Policy must not carry a self-insured retention/deductible greater than \$25,000.

Hazardous Materials Insurance (As Noted Below)

Hazardous materials include all materials and substances that are currently designated or defined as hazardous by the law or rules of regulation by the State of Florida or federal government.

All coverage shall be afforded under either an occurrence policy form or a claims-made policy form, and the policy shall be endorsed and name 'Manatee County, a political subdivision of the State of Florida' as an Additional Insured. If the coverage form is on a claims-made basis, then coverage must be maintained for a minimum of three years from termination of date of the contract. Limits must not be less than:

Pollution Liability

Amount equal to the value of the contract, subject to a \$1,000,000 minimum, for Bodily Injury and Property Damage to include sudden and gradual release, each claim and aggregate.

Asbestos Liability (If handling within scope of Contract)

Amount equal to the value of the contract, subject to a \$1,000,000 minimum, for Bodily Injury and Property Damage to include sudden and gradual release, each claim and aggregate.

Disposal

When applicable, CONTRACTOR shall designate the disposal site and furnish a Certificate of Insurance from the disposal facility for Environmental Impairment Liability Insurance covering liability.

- Amount equal to the value of the contract, subject to a \$1,000,000 minimum, for Liability for Sudden and Accidental Occurrences, each claim and an aggregate.
- Amount equal to the value of the contract, subject to a \$1,000,000 minimum, for Liability for Non-Sudden and Accidental Occurrences, each claim and an aggregate.

Hazardous Waste Transportation Insurance

CONTRACTOR shall designate the hauler and have the hauler furnish a Certificate of Insurance for Automobile Liability insurance with Endorsement MCS-90 for liability arising out of the transportation of hazardous materials. EPA identification number shall be provided.

All coverage shall be afforded under either an occurrence policy form or a claims-made policy form and the policy shall be endorsed and name "Manatee County, a political subdivision of the State of Florida" as an Additional Insured. If the coverage form is on a claims-made basis, then coverage must be maintained for a minimum of three years from termination of date of the contract. Limits must not be less than:

- Amount equal to the value of the contract, subject to a \$1,000,000 minimum, per accident.

Liquor Liability Insurance

Coverage shall be afforded under a per occurrence policy form, policy shall be endorsed and name "Manatee County, a political subdivision of the State of Florida" as an Additional Insured, and include limits not less than:

- \$1,000,000 Each Occurrence and Aggregate

Garage Keeper's Liability Insurance

Coverage shall be required if the maintenance, servicing, cleaning or repairing of any County motor vehicles is inherent or implied within the provision of the contract.

Coverage shall be afforded under a per occurrence policy form, policy shall be endorsed and name "Manatee County, a political subdivision of the State of Florida" as an Additional Insured, and include limits not less than:

- Property and asset coverage in the full replacement value of the lot or garage.

Bailee's Customer Liability Insurance

Coverage shall be required for damage and/or destruction when County property is temporarily under the care or custody of a person or organization, including property that is on, or in transit to and from the person or organization's premises. Perils covered should include fire, lightning, theft, burglary, robbery, explosion, collision, flood, earthquake and damage or destruction during transportation by a carrier.

Coverage shall be afforded under a per occurrence policy form, policy shall be endorsed and name "Manatee County, a political subdivision of the State of Florida" as an Additional Insured, and include limits not less than:

- Property and asset coverage in the full replacement value of the County asset(s) in the CONTRACTOR'S care, custody and control.

Hull and Watercraft Liability Insurance

Coverage shall be afforded under a per occurrence policy form, policy shall be endorsed and name "Manatee County, a political subdivision of the State of Florida" as an Additional Insured, and include limits not less than:

- \$ Each Occurrence
- \$ General Aggregate
- \$ Fire Damage Liability
- \$10,000 Medical Expense, and
- \$ Third Party Property Damage
- \$ Project Specific Aggregate (Required on projects valued at over \$10,000,000)

Other [Specify]

BOND REQUIREMENTS

Bid Bond

A Bid Bond in the amount of 5% of the total offer. Bid bond shall be submitted with the sealed response and shall include project name, location, and / or address and project number. In lieu of the bond, the bidder may file an alternative form of security in the amount of 5% of the total offer. in the form of a money order, a certified check, a cashier's check, or an irrevocable letter of credit issued to Manatee County. NOTE: A construction project over \$200,000 requires a Bid Bond in the amount of 5% of the total bid offer.

Payment and Performance Bond

A Payment and Performance Bond shall be submitted by Successful Bidder for 100% of the award amount and shall be presented to Manatee County within ten (10) calendar days of issuance of the notice of intent to award. NOTE: A construction project over \$200,000 requires a Payment and Performance Bond.

INSURANCE REQUIREMENTS

I. THE POLICIES BELOW ARE TO CONTAIN, OR BE ENDORSED TO CONTAIN, THE FOLLOWING PROVISIONS:

1. Commercial General Liability and Automobile Liability Coverages

- a. **“Manatee County, a Political Subdivision of the State of Florida,” is to be named as an Additional Insured in respect to:** Liability arising out of activities performed by or on behalf of the successful Bidder, his agents, representatives, and employees; products and completed operations of the successful Bidder; or automobiles owned, leased, hired or borrowed by the successful Bidder. The coverage shall contain no special limitation(s) on the scope of protection afforded to the County, its officials, employees or volunteers.

In addition to furnishing a Certificate of Insurance, the successful Bidder shall provide the endorsement that evidences Manatee County being listed as an Additional Insured. This can be done in one of two ways: (1) an endorsement can be issued that specifically lists “Manatee County, a Political Subdivision of the State of Florida,” as Additional Insured; or, (2) an endorsement can be issued that states that all Certificate Holders are Additional Insured with respect to the policy.

- b. The successful Bidder's insurance coverage shall be primary insurance with respect to the County, its officials, employees and volunteers. Any insurance or self-insurance maintained by the County, its officials, employees or volunteers shall be excess of successful Bidder's insurance and shall be non-contributory.
- c. The insurance policies must be on an occurrence form.

2. Workers' Compensation and Employers' Liability Coverages

The insurer shall agree to waive all rights of subrogation against the County, its officials, employees and volunteers for losses arising from work performed by the successful Bidder for the County.

II. GENERAL INSURANCE PROVISIONS APPLICABLE TO ALL POLICIES:

1. Prior to the execution of contract, or issuance of a Purchase Order, and then annually upon the anniversary date(s) of the insurance policy's renewal date(s) for as long as this contract remains in effect, successful Bidder shall furnish the County with a Certificate(s) of Insurance (using an industry accepted certificate form, signed by the Issuer, with applicable endorsements, and containing the solicitation or contract number, and title or description) evidencing the coverage set forth above and naming “Manatee County, a Political Subdivision of the State of Florida” as an Additional Insured on the applicable coverage(s) set forth above.
2. If the policy contains an aggregate limit, confirmation is needed in writing (letter, email, etc.) that the aggregate limit has not been eroded to procurement representative when supplying Certificate of Insurance.

In addition, when requested in writing from the County, successful Bidder will provide the County with a certified copy of all applicable policies. The address where such certificates and certified policies shall be sent or delivered is as follows:

Manatee County, a Political Subdivision of the State of Florida
Attn: Risk Management Division
1112 Manatee Avenue West, Suite 969
Bradenton, FL 34205

3. The project's solicitation number and title shall be listed on each certificate.
 4. successful Bidder shall provide thirty (30) days written notice to the Risk Manager of any cancellation, non-renewal, termination, material change, or reduction in coverage of any insurance policies to procurement representative including solicitation number and title with all notices.
 5. successful Bidder agrees that should at any time successful Bidder fail to meet or maintain the required insurance coverage(s) as set forth herein, the County may terminate this contract.
 6. The successful Bidder waives all subrogation rights against Manatee County, a Political Subdivision of the State of Florida, for all losses or damages which occur during the contract and for any events occurring during the contract period, whether the suit is brought during the contract period or not.
 7. The successful Bidder has sole responsibility for all insurance premiums and policy deductibles.
 8. It is the successful Bidder's responsibility to ensure that his agents, representatives and subcontractors comply with the insurance requirements set forth herein. successful Bidder shall include his agents, representatives, and subcontractors working on the project or at the worksite as insured under its policies, or successful Bidder shall furnish separate certificates and endorsements for each agent, representative, and subcontractor working on the project or at the worksite. All coverages for agents, representatives, and subcontractors shall be subject to all of the requirements set forth to the procurement representative.
 9. All required insurance policies must be written with a carrier having a minimum A.M. Best rating of A- FSC VII or better. In addition, the County has the right to review the successful Bidder's deductible or self-insured retention and to require that it be reduced or eliminated.
- III. Successful Bidder understands and agrees that the stipulated limits of coverage listed herein in this insurance section shall not be construed as a limitation of any potential liability to the County, or to others, and the County's failure to request evidence of this insurance coverage shall not be construed as a waiver of successful Bidder's obligation to provide and maintain the insurance coverage specified.
- IV. The enclosed Hold Harmless Agreement shall be signed by the successful Bidder and shall become a part of the contract.

- V.** Successful Bidder understands and agrees that the County does not waive its immunity, and nothing herein shall be interpreted as a waiver of the County's rights, including the limitation of waiver of immunity, as set forth in Florida Statutes 768.28, or any other statutes, and the County expressly reserves these rights to the full extent allowed by law.

- VI.** No award shall be made until the Procurement Division has received the Certificate of Insurance and Hold Harmless Agreement in accordance with this section.

[Remainder of page intentionally left blank]

BID ATTACHMENT 2, TECHNICAL SPECIFICATIONS

CONTRACT DOCUMENTS

FOR

MANATEE COUNTY
PUBLIC WORKS DEPARTMENT

CAPITAL IMPROVEMENTS PROJECT ID 6097270
CORTEZ GARDENS SUBDIVISION
WATER MAIN REPLACEMENT
MANATEE COUNTY

December 2020

PROJECT OWNER:

County of Manatee, Florida
c/o Manatee County Procurement Division
1112 Manatee Avenue West
Bradenton, Florida 34205
(941) 748-3014

PREPARED BY:

Ayres Associates, Inc.
8875 Hidden River Parkway, Suite 200
Tampa, Florida 33637
(813) 978-8688

INFRASTRUCTURE ENGINEERING STANDARD SPECIFICATIONS

SECTION 01010	SUMMARY OF WORK	3
SECTION 01150	MEASUREMENT AND PAYMENT	5

The above noted specification sections supersede the corresponding standard Manatee County Infrastructure Engineering Standard Specification sections provided in Attachment 1.

This specification includes by reference the Manatee County Public Works Standards, Part I Utilities Standards Manual approved March 2019.

All items and/or materials furnished and installed shall conform to the Manatee County Approved Products List. All items listed in the submittal requirements under each section shall be required to be submitted for review and/or acceptance.

ATTACHMENTS

ATTACHMENT 1	MANATEE COUNTY INFRASTRUCTURE ENGINEERING STANDARD SPECIFICATIONS
--------------	---

SECTION 01010 SUMMARY OF WORK

PART 1 GENERAL

1.01 WORK COVERED BY CONTRACT DOCUMENTS/REQUIREMENTS INCLUDED

- A. The work included in this contract consists of:
1. Grout fill abandoned existing pipelines of 1,654 linear feet of 4" utility pipe, 45 linear feet of 6" utility pipe, and appurtenances,
 2. Furnish and installation of four (4) 4-inch caps, one (1) 6-inch cap, 533 linear feet of 6-inch polyvinyl chloride (PCV) pipe, 720 linear feet of 6-inch ductile iron (DIP) pipe, eleven (11) 6-inch gate valve, six (6) 6-inch sleeves, eighteen (18) short water service connections of 1-inch polyethylene pipe, thirteen (13) long water service connection of 1-inch polyethylene pipe, two (2) fire hydrant assemblies, thirty-two (32) water meter box assemblies, five (5) 6-inch by 6-inch tees, thirteen (13) 6-inch forty five (45) degree bends, and three (3) 6-inch ninety (90) degree bends,
 3. Furnish and installation of thirty-two (32) water service connections from the relocated water meter to re-establish residential water service connections,
 4. Removal of seventy (70) existing water meter box assemblies to be returned to Manatee County,
 5. Furnish and installation of maintenance of traffic, erosion and sedimentation control, and restoration as needed,
 6. Furnish and installation of mobilization, as needed,
 7. Furnish and installation of miscellaneous work and clean up, as needed
- B. The Contractor shall furnish all shop drawings, working drawings, labor, materials, equipment, tools, services and incidentals necessary to complete all work required by these Specifications and as shown on the Contract Drawings.
- C. The Contractor shall perform the work complete, in place and ready for continuous service and shall include any repairs, replacements, and/or restoration required as a result of damages caused prior to acceptance by the County.
- D. The Contractor shall furnish and install all materials, equipment and labor which is reasonably and properly inferable and necessary for the proper completion of the work, whether specifically indicated in the Contract Documents or not.

1.02 CONTRACTS

Construct all the Work under a single contract.

1.03 WORK SEQUENCE

- A. All work done under this Contract shall be done with a minimum of inconvenience to the users of the system or facility. The Contractor shall coordinate his work with private property owners such that existing utility services are maintained to all users to the maximum extent possible.
- B. The Contractor shall, if necessary and feasible, construct the work in stages to accommodate the County's use of the premises during the construction period; coordinate the construction schedule and operations with the County's Representative.
- C. The Contractor shall, where feasible, construct the Work in stages to provide for public

convenience and not close off public use of any facility until completion of construction to provide alternative usage.

1.04 CONSTRUCTION AREAS

- A. The Contractor shall: Limit his use of the construction areas for work and for storage, to allow for:
 - 1. Work by other Contractors.
 - 2. County's Use.
 - 3. Public Use.
- B. Coordinate use of work site under direction of County's Representative.
- C. Assume full responsibility for the protection and safekeeping of products under this Contract, stored on the site.
- D. Move any stored products under the Contractor's control, which interfere with operations of the County or separate contractor.
- E. Obtain and pay for the use of additional storage of work areas needed for Contractor operations.

1.05 COUNTY OCCUPANCY

- A. It is assumed that portions of the Work will be completed prior to completion of the entire Work. Upon completion of construction of each individual facility, including testing, if the County, at its sole discretion, desires to accept the individual facility, the Contractor will be issued a dated certificate of completion and acceptance for each individual facility. The County will assume ownership and begin operation of the individual facility on that date and the three-year guaranty period shall commence on that date. The County has the option of not accepting the entire work as a whole until it is completed, tested and approved by the County.

1.06 PARTIAL COUNTY OCCUPANCY

The Contractor shall schedule his operations for completion of portions of the Work, as designated, for the County's occupancy prior to substantial completion of the entire work.

PART 2 PRODUCTS (NOT USED)

PART 3 EXECUTION (NOT USED)

END OF SECTION

SECTION 01150 MEASUREMENT AND PAYMENT

PART 1 GENERAL

1.01 SCOPE

- A. The scope of this section of the Contract Documents is to further define the items included in each Bid Item in the Bid Form section of the Contract Documents. Payment will be made based on the specified items included in the description in this section for each bid item.
- B. All contract prices included in the Bid Form section will be full compensation for all shop drawings, working drawings, labor, materials, tools, equipment and incidentals necessary to complete the construction as shown on the Drawings and/or as specified in the Contract Documents to be performed under this Contract. Actual quantities of each item bid on a unit price basis will be determined upon completion of the construction in the manner set up for each item in this section of the Specifications. Payment for all items listed in the Bid Form will constitute full compensation for all work shown and/or specified to be performed under this Contract.

1.02 ESTIMATED QUANTITIES

The quantities shown are approximate and are given only as a basis of calculation upon which the award of the Contract is to be made. The County does not assume any responsibility for the final quantities, nor shall the Contractor claim misunderstanding because of such estimate of quantities. Final payment will be made only for satisfactorily completed quantity of each item.

1.03 WORK OUTSIDE AUTHORIZED LIMITS

No payment will be made for work constructed outside the authorized limits of work.

1.04 MEASUREMENT STANDARDS

Unless otherwise specified for the particular items involved, all measurements of distance shall be taken horizontally or vertically.

1.05 AREA MEASUREMENTS

In the measurement of items to be paid for on the basis of area of finished work, the lengths and/or widths to be used in the calculations shall be the final dimensions measured along the surface of the completed work within the neat lines shown or designated.

1.06 LUMP SUM ITEMS

Where payment for items is shown to be paid for on a lump sum basis, no separate payment will be made for any item of work required to complete the lump sum items. Lump sum contracts shall be complete, tested and fully operable prior to request for final payment. Contractor may be required to provide a break-down of the lump sum totals.

1.07 UNIT PRICE ITEM

Separate payment will be made for the items of work described herein and listed on the Bid Form. Any related work not specifically listed but required for satisfactory completion of the

work shall be considered to be included in the scope of the appropriate listed work items.

No separate payment will be made for the following items and the cost of such work shall be included in the applicable pay items of work. Final payments shall not be requested by the Contractor or made by the County until as-built (record) drawings have been submitted and approved by the County.

1. Shop Drawings, Working Drawings.
2. Clearing, grubbing and grading except as hereinafter specified.
3. Trench excavation, including necessary pavement removal and rock removal, except as otherwise specified.
4. Dewatering associated with removal from water main, as well as, ground dewatering.
5. Structural fill, backfill, and grading.
6. Replacement of unpaved roadways, and shrubbery plots.
7. Foundation and borrow materials, except as hereinafter specified.
8. Testing and placing system in operation.
9. Any material and equipment required to be furnished, installed and utilized for the tests.
10. Pipe, structures, pavement replacement, asphalt and shell driveways and/or appurtenances included within the limits of lump sum work, unless otherwise shown.
11. Maintaining the existing quality of service during construction.
12. Maintaining or detouring of traffic.
13. Appurtenant work as required for a complete and operable system.
14. Seeding and hydromulching unless covered under a bid item.
15. As-built Record Drawings and Operation and Maintenance Manuals.
16. Surveying and geotechnical engineering.
17. Permitting other than the Florida Department of Environmental Protection (FDEP) permits, such as, building permits, right-of-way permits, NPDES dewatering permits, etc.
18. Cleanup and miscellaneous work.

1.08

BID ITEMS

BID ITEM - GROUT FILL ABANDONED EXISTING PIPELINES

Payment for all work included, but is not limited to, under this Bid Item shall represent full compensation in accordance with the unit price bid per linear feet of pipe that is required to abandon all of the existing pipelines to be deactivated. Payment will include all equipment, labor, fittings, restraints, thrust blocks, temporary connections, flushing of existing pipelines, line-stops, and appurtenances required to abandon the existing mains in accordance with County standards.

BID ITEM	DESCRIPTION	UNITS
1	Grout Fill Abandoned Existing 4" Pipelines	LF
2	Grout Fill Abandoned Existing 6" Pipelines	LF

BID ITEM - F&I CAP FOR UNDER 8" PIPE

Payment for all work included in this Bid Item shall be made at the applicable Contract unit price bid for furnishing and installing each ductile iron/cast iron cap/plug at the listed diameter as shown on the Contract Drawings and listed on the Bid Form. Payment shall represent full compensation for all labor, material, excavation, including rock as necessary, bedding, backfill, compaction, testing and disinfection and equipment required to complete these Bid Items.

BID ITEM	DESCRIPTION	UNITS
3	F&I 4" Cap	EA
4	F&I 6" Cap	EA

BID ITEM - F&I POLYVINYL CHLORIDE (PVC) PIPE

Payment for all work included under this Bid Item shall be made at the applicable Contract unit price bid per linear foot for furnishing and installing the listed diameter poly vinyl chloride pipe at the depths shown on the Contract Drawings and designated on the Bid Form for the actual length installed.

Measurement and Payment shall be made for the actual length of the listed diameter pipe installed and will represent full compensation for all labor, materials, excavation, including rock, dewatering, bedding, backfill, compaction, testing and disinfection and equipment required to complete these Bid Items. No additional compensation will be made for excavation below the bottom of the pipe, for rock removal or bedding and backfill materials, or for repair of any trench settlement.

BID ITEM	DESCRIPTION	UNITS
5	6" Polyvinyl Chloride (PVC) Pipe	LF

BID ITEM - F&I DUCTILE IRON (DIP) PIPE

Payment for all work included in this Bid Item shall be made at the applicable Contract unit price bid per the schedule of prices for furnishing and installing the listed diameter Ductile Iron Restrained Joint Pipe (AWWA A21.50 and A21.51, and ANSI C150 and C151) and fittings as shown on the Contract Drawings and listed in the Bid Form. The thickness of pipe shall be pressure Class 350. All pipe not buried shall be Class 53.

Measurement and Payment shall be made for the actual length of the listed diameter pipe installed and will represent full compensation for all labor, materials, restraints, excavation, including rock, dewatering, bedding, backfill, compaction, testing and disinfection and equipment required to complete these Bid Items, including removal of existing abandoned pipelines that may be in conflict. No additional compensation will be made for excavation below the bottom of the pipe, for rock removal or bedding and backfill materials, or for repair of any trench settlement. No additional compensation shall be made for extensive dewatering or any water treatment services or equipment that may be required for contaminated groundwater.

BID ITEM	DESCRIPTION	UNITS
6	6" Class 350 Ductile Iron (DIP) Pipe	LF

BID ITEM - F&I GATE VALVE

Payment for all work included in this Bid Item shall be made at the applicable Contract unit price bid per each valve for furnishing and installing the listed diameter valve, box, cover and concrete pad as shown on the Contract Drawings and listed on the Bid Form. Payment shall represent full compensation for all labor, material, excavation, including rock as necessary, bedding, backfill, compaction, testing and disinfection and equipment required to complete these Bid Items.

BID ITEM	DESCRIPTION	UNITS
7	6" Gate Valve	EA

BID ITEM - F&I SLEEVE

Payment for all work included in this Bid Item shall be made at the applicable Contract unit price bid per each sleeve for furnishing and installing the listed diameter sleeving as shown on the Contract Drawings and listed on the Bid Form. Payment shall represent full compensation for all labor, material, excavation, including rock as necessary, bedding, backfill, compaction, testing and disinfection and equipment required to complete these Bid Items.

BID ITEM	DESCRIPTION	UNITS
8	6" Sleeve	EA

BID ITEM - F&I WATER SERVICE CONNECTIONS

Payment for all work included in this Bid Item shall be made at the applicable Contract unit price bid per the schedule of prices for furnishing and installing the listed diameter PE SDR 9 water main as shown on the Contract Drawings and listed on the Bid Form. As part of the testing methods for the PE pipe installation, the Contractor shall televise or pull a mandrill through the installed PE pipe to verify sound installation.

Measurement and Payment shall be made for each of the connections installed installed, and will represent full compensation for all labor, materials, excavation, including rock, dewatering, bedding, backfill, compaction, testing, pipe restraints (including adapter), dual tracer wires, and equipment required to complete these Bid Items. No additional compensation shall be made for excavation below the bottom of the pipe, for rock removal or bedding and backfill material, or for repair of any trench settlement. No additional compensation shall be made for extensive dewatering.

BID ITEM	DESCRIPTION	UNITS
9	Short - 1" Polyethylene (PE) Pipe	EA
10	Long - 1" Polyethylene (PE) Pipe	EA

BID ITEM - REMOVE EXISTING WATER METER BOX ASSEMBLY

Payment for all work included in this Bid Item shall be made at the applicable Contract unit price bid for removal of each existing water meter box assembly as shown on the Contract Drawings and listed on the Bid Form. The Contractor is responsible for maintaining and protecting the integrity of existing water meters during construction. Existing water meters are required to be returned to Manatee County Public Works Department. Payment shall represent full compensation for all labor, material, excavation, including rock as necessary, bedding, backfill, compaction, testing and disinfection and equipment required to complete these Bid Items.

BID ITEM	DESCRIPTION	UNITS
11	Remove Water Meter Box Assembly	EA

BID ITEM - F&I FIRE HYDRANT ASSEMBLY

Payment for all work included in this Bid Item shall be made at the applicable Contract unit price bid per each hydrant assembly, including hydrant lead, gate valve, box cover, concrete pads, restraining rods and/or thrust blocks, as shown on the Contract Drawings and listed on the Bid Form. Payment shall represent full compensation for all labor, material, equipment, excavation, including rock, bedding, backfill, compaction, testing and disinfection required to complete this Bid Item.

BID ITEM	DESCRIPTION	UNITS
12	Fire Hydrant Assembly	EA

BID ITEM - F&I WATER METER BOX ASSEMBLY

Payment for all work included in this Bid Item shall be made at the applicable Contract unit price bid for furnishing and installing each water meter box assembly as shown on the Contract Drawings and listed on the Bid Form. Payment shall represent full compensation for all labor, material, excavation, including rock as necessary, bedding, backfill, compaction, testing and disinfection and equipment required to complete these Bid Items.

BID ITEM	DESCRIPTION	UNITS
13	Water Meter Box Assembly	EA

BID ITEM - F&I DUCTILE IRON FITTINGS, WATER

Payment for all work included in these Bid Items will be made at the applicable Contract unit price bid for furnishing and installing each ductile iron fitting (cement-lined) as shown on the Contract Drawings and listed on the Bid Form. Payment shall represent full compensation for all labor, material, equipment, excavation, including rock, bedding, backfill, compaction, testing and disinfection required to complete these Bid Items.

BID ITEM	DESCRIPTION	UNITS
14	6" X 6" Tee	EA
15	6" 45° Bend	EA
16	6" 90° Bend	EA

BID ITEM - RE-ESTABLISH RESIDENTIAL SERVICE LINES

Payment for all work included in this Bid Item shall be made at the applicable Contract unit price bid per each for furnishing and installing potable service pipe from the relocated water meter assembly to residential connections listed on the Contract Drawings and listed on the Bid Form. Payment shall represent full compensation for all labor, material, excavation, including rock as necessary, bedding, backfill, compaction, testing and disinfection and equipment required to complete the connections re-establishing water service to the residents.

BID ITEM	DESCRIPTION	UNITS
17	Re-Establish Residential Service Lines	EA

BID ITEM - MAINTENANCE OF TRAFFIC (MOT)

Payment for all work included, but is not limited to, under this Bid Item shall represent full compensation in accordance with the lump sum price bid for all maintenance of traffic, including

coordination with FDOT, including all other local agencies, and all equipment and manpower necessary to comply with the FDOT Design Standards 600 Series.

Measurement for periodic payments of this lump sum bid item will be in accordance with the approved Schedule of Values, to be supplied by the Contractor in accordance with the Contract Documents.

The Contractor will take all necessary precautions for the protection of the Work and safety of the public for the duration of the construction period.

The Contractor will provide barriers to prevent unauthorized entry to construction areas and to protect persons and property from damage due to construction operations. Contractor will provide temporary fencing where needed to protect the Work or Contractor's office, materials, and equipment.

This item will be paid for at the applicable contract unit price of lump sum (LS) as listed in the Contract Plans and paid monthly based on the Work completed as part of the pay application.

BID ITEM	DESCRIPTION	UNITS
18	Maintenance of Traffic (MOT)	LS

BID ITEM - EROSION AND SEDIMENTATION CONTROL

Payment for all work included, but is not limited to, under this Bid Item shall represent full compensation in accordance with the lump sum price bid for erosion and sediment control, including permitting if required, coordination with federal, state and local agencies and all equipment and manpower necessary to comply with necessary agencies.

Measurement for periodic payments of this lump sum bid item will be in accordance with the approved Schedule of Values, to be supplied by the Contractor in accordance with the Contract Documents.

Erosion and Sedimentation Control within the limits of the project for the duration of the construction period will be in accordance with the requirements of Manatee County Public Works Standards Manual, latest edition, and Section 104 of the Florida Department of Transportation's "Standard Specifications for Road & Bridge Construction," latest edition. Contractor to develop erosion and sedimentation control plan and receive County approval prior to construction. Install silt fences, rock bags, and other erosion and sedimentation control devices as depicted in the Contractor developed erosion and sedimentation control plan or as directed by the Engineer or County.

The Contractor will clean up the site to preconstruction condition or better, as described in Section 01710.

BID ITEM	DESCRIPTION	UNITS
19	Erosion and Sedimentation Control	LS

BID ITEM - RESTORATION

Payment for all work included under this Bid Item shall be quantified by the Contractor and paid for as a lump sum amount for all of the areas that will require restoration in accordance with the plans and specifications.

Measurement for periodic payments of this lump sum bid item will be in accordance with the approved Schedule of Values, to be supplied by the Contractor in accordance with the Contract Documents.

BID ITEM	DESCRIPTION	UNITS
20	Restoration	LS

BID ITEM - MOBILIZATION*

Measurement and payment for this Bid Item shall include full compensation for the required 100 percent (100%) Performance Bond, 100 Percent (100%) Payment Bond, all required insurance for the project and the Contractor's mobilization and demobilization costs as shown in the Bid Form. Mobilization includes, but it not limited to: preparation and movement of personnel, equipment, supplies and incidentals such as safety and sanitary supplies/ facilities.

Payment for mobilization shall not exceed 10 percent (10%) of the total Contract cost unless the Contractor can prove to the County that his actual mobilization cost exceeds 10 percent. The cost of permits and any required insurance and any other preconstruction expense necessary for the start of the work, excluding the cost of construction materials, shall also be included in this item. The costs for audio-visual documentation, indemnification, and for provision of the field office (if erected) shall be included in this item. This bid item shall also include demobilization at the end of the Contract.

Partial payments for this Bid Item will be made in accordance with the following schedule:

Percent of Original Contract Amount:	Percent Allowable Payment of Mobilization/Demobilization Bid Item Price:
5	25
10	35
25	45
50	50
75	75
100	100

These payments will be subject to the standard retainage provided in the Contract. Payment of the retainage will be made after completion of the work and demobilization.

BID ITEM	DESCRIPTION	UNITS
21	Mobilization	LS

BID ITEM - MISCELLANEOUS WORK & CLEANUP*

Payment for all work included under this Bid Item shall be quantified by the Contractor and paid for as a lump sum amount for all miscellaneous work and cleanup in accordance with the plans and specifications.

Measurement for periodic payments of this lump sum bid item will be in accordance with the approved Schedule of Values, to be supplied by the Contractor in accordance with the Contract Documents.

BID ITEM	DESCRIPTION	UNITS
22	Miscellaneous Work & Cleanup	LS

BID ITEM - RECORD DRAWINGS*

Payment for all work included, but is not limited to, under this Bid Item shall represent full compensation in accordance with the lump sum price bid for as-built record drawings in accordance with the contract documents or any other required certifications to put proposed project into service. All items are subject to approval by the Engineer and the County.

Measurement for periodic payments of this lump sum bid item will be in accordance with the approved Schedule of Values, to be supplied by the Contractor In accordance with the Contract Documents.

BID ITEM	DESCRIPTION	UNITS
23	Record Drawings	LS

BID ITEM - CONTRACT CONTINGENCY

Payment for all work under this Bid Item shall be made only at the County's discretion. This Bid Item shall not exceed 10% of the Bidders Total Base Bid. The Bidder shall calculate and enter a dollar amount for this Bid Item.

BID ITEM	DESCRIPTION	UNITS
24	Contract Contingency	LS

PART 2 PRODUCTS (NOT USED)

PART 3 EXECUTION (NOT USED)

END OF SECTION

ATTACHMENT 1

MANATEE COUNTY INFRASTRUCTURE ENGINEERING STANDARD SPECIFICATIONS

INFRASTRUCTURE ENGINEERING STANDARD SPECIFICATIONS

SECTION 01005	GENERAL REQUIREMENTS	15
SECTION 01015	CONTROL OF WORK	26
SECTION 01030	SPECIAL PROJECT PROCEDURES	30
SECTION 01045	CUTTING AND PATCHING	34
SECTION 01050	FIELD ENGINEERING AND SURVEYING	36
SECTION 01152	REQUESTS FOR PAYMENT	37
SECTION 01153	CHANGE ORDER PROCEDURES	38
SECTION 01310	CONSTRUCTION SCHEDULE & PROJECT RESTRAINTS	41
SECTION 01340	SHOP DRAWINGS, PROJECT DATA AND SAMPLES	46
SECTION 01370	SCHEDULE OF VALUES	52
SECTION 01380	CONSTRUCTION PHOTOGRAPHS	53
SECTION 01410	TESTING AND TESTING LABORATORY SERVICES	55
SECTION 01600	MATERIAL AND EQUIPMENT	57
SECTION 01700	CONTRACT CLOSEOUT	59
SECTION 01710	CLEANING	62
SECTION 01720	PROJECT RECORD DOCUMENTS	64
DIVISION 2	SITE WORK	67
SECTION 02220	EXCAVATION, BACKFILL, FILL AND GRADING FOR STRUCTURES	67
SECTION 02221	TRENCHING, BEDDING AND BACKFILL FOR PIPE	71
SECTION 02325	ROAD AND RAILROAD CROSSINGS	77
SECTION 02616	DISINFECTING POTABLE WATER PIPE LINES	80
SECTION 02617	INSTALLATION AND TESTING OF PRESSURE PIPE	82
SECTION 02618	PIPELINE CLEANING	86
SECTION 02619	HORIZONTAL DIRECTIONAL DRILLING	89
SECTION 02619A	PIPE BURSTING OF GRAVITY SANITARY SEWER MAINS	99
SECTION 02620	POLYETHYLENE (HDPE) PIPE AND FITTING	104
SECTION 02622	POLYVINYL CHLORIDE (PVC) PIPE AND FITTINGS (AWWA SPECIFICATIONS C-900 & C-905)	106
SECTION 02623	POLYVINYL CHLORIDE (PVC) PIPE (GRAVITY SEWER)	109
SECTION 02628	SANITARY SEWER MANHOLE AND WET WELL FIBERGLASS LINERS	118
SECTION 02640	VALVES AND APPURTENANCES	122
SECTION 03410	PRECAST CONCRETE STRUCTURES	137

This specification includes by reference the Manatee County Public Works Standards, Part I Utilities Standards Manual approved March 2019.

All items and/or materials furnished and installed shall conform to the Manatee County Approved Products List. All items listed in the submittal requirements under each section shall be required to be submitted for review and/or acceptance.

DIVISION 1 GENERAL REQUIREMENTS

SECTION 01005 GENERAL REQUIREMENTS

PART 1 GENERAL

1.01 SCOPE AND INTENT

A. Description

The work to be done consists of the furnishing of all labor, materials and equipment, and the performance of all work included in this Contract.

B. Work Included

The Contractor shall furnish all labor, superintendence, materials, plant, power, light, heat, fuel, water, tools, appliances, equipment, supplies, shop drawings, working drawings and other means of construction necessary or proper for performing and completing the work. He shall obtain and pay for all required permits necessary for the work, other than those permits such as the DEP permit and railroad permit, which may have already been obtained. He shall perform and complete the work in the manner best calculated to promote rapid construction consistent with safety of life and property and to the satisfaction of the County, and in strict accordance with the Contract Documents. The Contractor shall clean up the work and maintain it during and after construction, until accepted, and shall do all work and pay all incidental costs. He shall repair or restore all structures and property that may be damaged or disturbed during performance of the work.

The cost of incidental work described in these General Requirements, for which there are no specific Contract Items, shall be considered as part of the general cost of doing the work and shall be included in the prices for the various Contract Items. No additional payment will be made.

The Contractor shall be solely responsible for the adequacy of his workmanship, materials and equipment.

C. Public Utility Installations and Structures

Public utility installations and structures shall be understood to include all poles, tracks, pipes, wires, conduits, house service connections, vaults, manholes and all other appurtenances and facilities pertaining thereto.

The Contractor shall protect all installations and structures from damage during the work. Access across any buried public utility installation or structure shall be made only in such locations and by means approved by the County. All required protective devices and construction shall be provided by the Contractor at his expense. All existing public utilities damaged by the Contractor, which are shown on the Plans or have been located in the field by the utility, shall be repaired by the Contractor, at his expense, as approved by the County. No separate payment shall be made for such protection or repairs to public utility installations or structures.

Public utility installations or structures owned or controlled by the County or other governmental body, which are required by this contract to be removed, relocated, replaced

or rebuilt by the Contractor not identified in any separate bid item shall be considered as a part of the general cost of doing the work and shall be included in the prices bid for the various contract items. No separate payment shall be made.

Where public utility installations or structures owned or controlled by the County or other governmental body are encountered during the course of the work, and are not indicated on the Plans or in the Specifications, and when, in the opinion of the County, removal, relocation, replacement or rebuilding is necessary to complete the work under this Contract, such work shall be accomplished by the utility having jurisdiction, or such work may be ordered, in writing by the County, for the contractor to accomplish. If such work is accomplished by the utility having jurisdiction, it will be carried out expeditiously and the Contractor shall give full cooperation to permit the utility to complete the removal, relocation, replacement or rebuilding as required. If such work is accomplished by the Contractor, it will be in accordance with the General and Supplemental General Conditions.

The Contractor shall give written notice to County and other governmental utility departments and other owners of public utilities of the location of his proposed construction operations, at least forty-eight hours in advance of breaking ground in any area or on any unit of the work. This can be accomplished by making the appropriate contact with the "Sunshine State One-Call of Florida, Inc. Call Center ("Call Sunshine") and per all requirements provided for in the Florida Underground Facilities Damage Prevention and Safety Act (Florida Statutes, Title XXXIII, Chapter 556).

The maintenance, repair, removal, relocation or rebuilding of public utility installations and structures, when accomplished by the Contractor as herein provided, shall be done by methods approved by the County.

1.02 PLANS AND SPECIFICATIONS

A. Plans

When obtaining data and information from the Plans, figures shall be used in preference to scaled dimensions, and large-scale drawings in preference to small-scale drawings.

B. Copies Furnished to Contractor

The Contractor shall furnish each of the subcontractors, manufacturers, and material men such copies of the Contract Documents as may be required for their work. Additional copies of the Plans and Specifications, when requested, may be furnished to the Contractor at cost of reproduction.

C. Supplementary Drawings

When, in the opinion of the County, it becomes necessary to explain more fully the work to be done or to illustrate the work further or to show any changes which may be required, drawings known as Supplementary Drawings, with specifications pertaining thereto, will be prepared by the County and five paper prints thereof will be given to the Contractor.

D. Contractor to Check Plans and Data

The Contractor shall verify all dimensions, quantities and details shown on the Plans, Supplementary Drawings, Schedules, Specifications or other data received from the County, and shall notify him of all errors, omissions, conflicts, and discrepancies found

therein. Failure to discover or correct errors, conflicts or discrepancies shall not relieve the Contractor of full responsibility for unsatisfactory work, faulty construction or improper operation resulting therefrom nor from rectifying such conditions at his own expense. He will not be allowed to take advantage of any errors or omissions, as full instructions will be furnished by the County, should such errors or omissions be discovered. All schedules are given for the convenience of the County and the Contractor and are not guaranteed to be complete. The Contractor shall assume all responsibility for the making of estimates of the size, kind, and quality of materials and equipment included in work to be done under the Contract.

E. Specifications

The Technical Specifications consist of three parts: General, Products and Execution. The General Section contains General Requirements which govern the work. Products and Execution modify and supplement these by detailed requirements for the work and shall always govern whenever there appears to be a conflict.

F. Intent

All work called for in the Specifications applicable to this Contract, but not shown on the Plans in their present form, or vice versa, shall be of like effect as if shown or mentioned in both. Work not specified in either the Plans or in the Specifications but involved in carrying out their intent or in the complete and proper execution of the work, is required and shall be performed by the Contractor as though it were specifically delineated or described.

The apparent silence of the Specifications as to any detail, or the apparent omission from them of a detailed description concerning any work to be done and materials to be furnished, shall be regarded as meaning that only the best general practice is to prevail and that only material and workmanship of the best quality is to be used, and interpretation of these Specifications shall be made upon that basis.

The inclusion of the Related Requirements (or work specified elsewhere) in the General part of the specifications is only for the convenience of the Contractor and shall not be interpreted as a complete list of related Specification Sections.

1.03 MATERIALS AND EQUIPMENT

A. Manufacturer

All transactions with the manufacturers or subcontractors shall be through the Contractor, unless the Contractor shall request, in writing to the County, that the manufacturer or subcontractor deal directly with the County. Any such transactions shall not in any way release the Contractor from his full responsibility under this Contract.

Any two or more pieces or material or equipment of the same kind, type or classification, and being used for identical types of services, shall be made by the same manufacturer.

B. Delivery

The Contractor shall deliver materials in ample quantities to insure the most speedy and uninterrupted progress of the work so as to complete the work within the allotted time. The Contractor shall also coordinate deliveries in order to avoid delay in, or impediment of, the progress of the work of any related Contractor.

C. Tools and Accessories

The Contractor shall, unless otherwise stated in the Contract Documents, furnish with each type, kind or size of equipment, one complete set of suitably marked high grade special tools and appliances which may be needed to adjust, operate, maintain or repair the equipment. Such tools and appliances shall be furnished in approved painted steel cases, properly labeled and equipped with good grade cylinder locks and duplicate keys.

Spare parts shall be furnished as specified.

Each piece of equipment shall be provided with a substantial nameplate, securely fastened in place and clearly inscribed with the manufacturer's name, year of manufacture, serial number, weight and principal rating data.

D. Installation of Equipment.

The Contractor shall have on hand sufficient proper equipment and machinery of ample capacity to facilitate the work and to handle all emergencies normally encountered in work of this character.

Equipment shall be erected in a neat and workmanlike manner on the foundations at the locations and elevations shown on the Plans, unless directed otherwise by the County during installation. All equipment shall be correctly aligned, leveled and adjusted for satisfactory operation and shall be installed so that proper and necessary connections can be made readily between the various units.

The Contractor shall furnish, install and protect all necessary anchor and attachment bolts and all other appurtenances needed for the installation of the devices included in the equipment specified. Anchor bolts shall be as approved by the County and made of ample size and strength for the purpose intended. Substantial templates and working drawings for installation shall be furnished.

The Contractor shall furnish all materials and labor for, and shall properly bed in non-shrink grout, each piece of equipment on its supporting base that rests on masonry foundations.

Grout shall completely fill the space between the equipment base and the foundation. All metal surfaces coming in contact with concrete or grout shall receive a coat of coal tar epoxy equal to Koppers 300M or provide a 1/32-inch neoprene gasket between the metal surface and the concrete or grout.

E. Service of Manufacturer's Engineer

The Contract prices for equipment shall include the cost of furnishing (as required by equipment specifications sections) a competent and experienced engineer or superintendent who shall represent the manufacturer and shall assist the Contractor, when required, to install, adjust, test and place in operation the equipment in conformity with the Contract Documents. After the equipment is placed in permanent operation by the County, such engineer or superintendent shall make all adjustments and tests required by the County to prove that such equipment is in proper and satisfactory operating condition and shall instruct such personnel as may be designated by the County in the proper operation and maintenance of such equipment.

1.04 INSPECTION AND TESTING

A. General

Inspection and testing of materials will be performed by the County unless otherwise specified.

For tests specified to be made by the Contractor, the testing personnel shall make the necessary inspections and tests and the reports thereof shall be in such form as will facilitate checking to determine compliance with the Contract Documents. Three (3) copies of the reports shall be submitted and authoritative certification thereof must be furnished to the County as a prerequisite for the acceptance of any material or equipment.

If, in the making of any test of any material or equipment, it is ascertained by the County that the material or equipment does not comply with the Contract, the Contractor will be notified thereof and he will be directed to refrain from delivering said material or equipment, or to remove it promptly from the site or from the work and replace it with acceptable material, without cost to the County.

Tests of electrical and mechanical equipment and appliances shall be conducted in accordance with recognized test codes of the ANSI, ASME, or the IEEE, except as may otherwise be stated herein.

The Contractor shall be fully responsible for the proper operation of equipment during tests and instruction periods and shall neither have nor make any claim for damage which may occur to equipment prior to the time when the County formally takes over the operation thereof.

B. Costs

All inspection and testing of materials furnished under this Contract will be performed by the County or duly authorized inspection engineers or inspections bureaus without cost to the Contractor, unless otherwise expressly specified.

The cost of shop and field tests of equipment and of certain other tests specifically called for in the Contract Documents shall be borne by the Contractor and such costs shall be deemed to be included in the Contract price.

Materials and equipment submitted by the Contractor as the equivalent to those specifically named in the Contract may be tested by the County for compliance. The Contractor shall reimburse the County for the expenditures incurred in making such tests on materials and equipment which are rejected for non-compliance.

C. Inspections of Materials

The Contractor shall give notice in writing to the County, at least two weeks in advance of his intention to commence the manufacture or preparation of materials especially manufactured or prepared for use in or as part of the permanent construction. Such notice shall contain a request for inspection, the date of commencement and the expected date of completion of the manufacture or preparation of materials. Upon receipt of such notice, the County will arrange to have a representative present at such times during the manufacture as may be necessary to inspect the materials or he will notify the Contractor that the inspection will be made at a point other than the point of manufacture, or he will notify the

Contractor that inspection will be waived. The Contractor must comply with these provisions before shipping any material. Such inspection shall not release the Contractor from the responsibility for furnishing materials meeting the requirements of the Contract Documents.

D. Certificate of Manufacture

When inspection is waived or when the County so requires, the Contractor shall furnish to him authoritative evidence in the form of Certificates of Manufacture that the materials to be used in the work have been manufactured and tested in conformity with the Contract Documents. These certificates shall be notarized and shall include copies of the results of physical tests and chemical analyses, where necessary, that have been made directly on the product or on similar products of the manufacturer.

E. Shop Tests of Operating Equipment

Each piece of equipment for which pressure, duty, capacity, rating, efficiency, performance, function or special requirements are specified shall be tested in the shop of the maker in a manner which shall conclusively prove that its characteristics comply fully with the requirements of the Contract Documents. No such equipment shall be shipped to the work until the County notifies the Contractor, in writing, that the results of such tests are acceptable.

The cost of shop tests and of furnishing manufacturer's preliminary and shop test data of operating equipment shall be borne by the Contractor.

F. Preliminary Field Tests

As soon as conditions permit, the Contractor shall furnish all labor, materials, and instruments and shall make preliminary field tests of equipment. If the preliminary field tests disclose any equipment furnished under this Contract which does not comply with the requirements of the Contract Documents, the Contractor shall, prior to the acceptance tests, make all changes, adjustments and replacements required. The furnishing Contractor shall assist in the preliminary field tests as applicable.

G. Final Field Tests

Upon completion of the work and prior to final payment, all equipment and piping installed under this Contract shall be subjected to acceptance tests as specified or required to prove compliance with the Contract Documents.

The Contractor shall furnish labor, fuel, energy, water and all other materials, equipment and instruments necessary for all acceptance tests, at no additional cost to the County. The Supplier shall assist in the final field tests as applicable.

H. Failure of Tests

Any defects in the materials and equipment or their failure to meet the tests, guarantees or requirements of the Contract Documents shall be promptly corrected by the Contractor. The decision of the County as to whether or not the Contractor has fulfilled his obligations under the Contract shall be final and conclusive. If the Contractor fails to make these corrections or if the improved materials and equipment, when tested, shall again fail to meet the guarantees of specified requirements, the County, notwithstanding its partial payment for

work, and materials and equipment, may reject the materials and equipment and may order the Contractor to remove them from the site at his own expense.

In case the County rejects any materials and equipment, then the Contractor shall replace the rejected materials and equipment within a reasonable time. If he fails to do so, the County may, after the expiration of a period of thirty (30) calendar days after giving him notice in writing, proceed to replace such rejected materials and equipment, and the cost thereof shall be deducted from any compensation due or which may become due the Contractor under his Contract.

I. Final Inspection

During such final inspections, the work shall be clean and free from water. In no case will the final pay application be prepared until the Contractor has complied with all requirements set forth and the County has made his final inspection of the entire work and is satisfied that the entire work is properly and satisfactorily constructed in accordance with the requirements of the Contract Document.

1.05 TEMPORARY STRUCTURES

A. Temporary Fences

If, during the course of the work, it is necessary to remove or disturb any fence or part thereof, the Contractor shall, at his own expense, if so ordered by the County, provide a suitable temporary fence which shall be maintained until the permanent fence is replaced. The County shall be solely responsible for the determination of the necessity for providing a temporary fence and the type of temporary fence to be used.

1.06 TEMPORARY SERVICES

A. First Aid

The Contractor shall keep upon the site, at each location where work is in progress, a completely equipped first aid kit and shall provide ready access thereto at all times when people are employed on the work.

1.07 LINES AND GRADES

A. Grade

All work under this Contract shall be constructed in accordance with the lines and grades shown on the Plans, or as given by the County. The full responsibility for keeping alignment and grade shall rest upon the Contractor.

B. Safeguarding Marks

The Contractor shall safeguard all points, stakes, grade marks, monuments and bench marks made or established on the work, bear the cost of reestablishing them if disturbed, and bear the entire expense of rectifying work improperly installed due to not maintaining or protecting or removing without authorization such established points, stakes and marks.

The Contractor shall safeguard all existing and known property corners, monuments and marks adjacent to but not related to the work and, if required, shall bear the cost of reestablishing them if disturbed or destroyed.

C. Datum Plane

All elevations indicated or specified refer to the Mean Sea Level Datum of the NAVD 1988 and/or NGVD 1929.

1.08 ADJACENT STRUCTURES AND LANDSCAPING

A. Responsibility

The Contractor shall also be entirely responsible and liable for all damage or injury as a result of his operations to all other adjacent public and private property, structures of any kind and appurtenances thereto met with during the progress of the work. The cost of protection, replacement in their original locations and conditions or payment of damages for injuries to such adjacent public and private property and structures affected by the work, whether or not shown on the Plans, and the removal, relocation and reconstruction of such items called for on the Plans or specified shall be included in the various Contract Items and no separate payments will be made therefore. Where such public and private property, structures of any kind and appurtenances thereto are not shown on the Plans and when, in the opinion of the County, additional work is deemed necessary to avoid interference with the work, payment therefore will be made as provided for in the General Conditions.

Contractor is expressly advised that the protection of buildings, structures, tunnels, tanks, pipelines, etc. and related work adjacent and in the vicinity of his operations, wherever they may be, is solely his responsibility. Conditional inspection of buildings or structures in the immediate vicinity of the project which may reasonably be expected to be affected by the Work shall be performed by and be the responsibility of the Contractor.

Contractor shall, before starting operations, make an examination of the interior and exterior of the adjacent structures, buildings, facilities, etc., and record by notes, measurements, photographs, etc., conditions which might be aggravated by open excavation and construction. Repairs or replacement of all conditions disturbed by the construction shall be made to the satisfaction of the County. This does not preclude conforming to the requirements of the insurance underwriters. Copies of surveys, photographs, reports, etc., shall be given to the County.

Prior to the beginning of any excavations, the Contractor shall advise the County of all buildings or structures on which he intends to perform work or which performance of the project work will affect.

B. Protection of Trees

1. All trees and shrubs shall be adequately protected by the Contractor with boxes and otherwise and in accordance with ordinances governing the protection of trees. No excavated materials shall be placed so as to injure such trees or shrubs. Trees or shrubs destroyed by negligence of the Contractor or his employees shall be replaced by him with new stock of similar size and age, at the proper season and at the sole expense of the Contractor.

2. Beneath trees or other surface structures, where possible, pipelines may be built in short tunnels, backfilled with excavated materials, except as otherwise specified, or the trees or structures carefully supported and protected from damage.
3. The County may order the Contractor, for the convenience of the County, to remove trees along the line or trench excavation. If so ordered, the County will obtain any permits required for removal of trees. Such tree removal ordered shall be paid for under the appropriate Contract Items.

C. Lawn Areas

Lawn areas shall be left in as good condition as before the starting of the work. Where sod is to be removed, it shall be carefully removed, and later replaced, or the area where sod has been removed shall be restored with new sod.

D. Restoration of Fences

Any fence, or part thereof, that is damaged or removed during the course of the work shall be replaced or repaired by the Contractor and shall be left in as good a condition as before the starting of the work. The manner in which the fence is repaired or replaced, and the materials used in such work shall be subject to the approval of the County. The cost of all labor, materials, equipment, and work for the replacement or repair of any fence shall be deemed included in the appropriate Contract Item or items, or if no specific Item is provided therefore, as part of the overhead cost of the work, and no additional payment will be made therefore.

1.09 PROTECTION OF WORK AND PUBLIC

A. Barriers and Lights

During the prosecution of the work, the Contractor shall put up and maintain at all times such barriers and lights as will effectually prevent accidents. The Contractor shall provide suitable barricades, red lights, "danger" or "caution" or "street closed" signs and watchmen at all places where the work causes obstructions to the normal traffic or constitutes in any way a hazard to the public, in accordance with state and local requirements.

B. Smoke Prevention

A strict compliance with ordinances regulating the production and emission of smoke will be required. No open fires will be permitted.

C. Noise

The Contractor shall eliminate noise to as great an extent as practicable at all times. Air compressing plants shall be equipped with silencers and the exhaust of all engines or other power equipment shall be provided with mufflers. In the vicinity of hospitals and schools, special care shall be used to avoid noise or other nuisances. The Contractor shall strictly observe all local regulations and ordinances covering noise control.

D. Access to Public Services

Neither the materials excavated, nor the materials or plant used in the construction of the work shall be so placed as to prevent free access to all fire hydrants, valves or manholes.

E. Dust prevention

The Contractor shall prevent dust nuisance from his operations or from traffic by keeping the roads and/or construction areas sprinkled with water at all times.

1.10 CUTTING AND PATCHING

The Contractor shall do all cutting, fitting or patching of his portion of the work that may be required to make the several parts thereof join and coordinate in a manner satisfactory to the County and in accordance with the Plans and Specifications. The work must be done by competent workmen skilled in the trade required by the restoration.

1.11 CLEANING

A. During Construction

During construction of the work, the Contractor shall, at all times, keep the site of the work and adjacent premises as free from material, debris and rubbish as is practicable and shall remove the same from any portion of the site if, in the opinion of the County, such material, debris, or rubbish constitutes a nuisance or is objectionable. The Contractor shall remove from the site all of his surplus materials and temporary structures when no further need therefore develops.

B. Final Cleaning

At the conclusion of the work, all equipment, tools, temporary structures and materials belonging to the Contractor shall be promptly taken away, and he shall remove and promptly dispose of all water, dirt, rubbish or any other foreign substances.

The Contractor shall thoroughly clean all equipment and materials installed by him and shall deliver such materials and equipment undamaged in a bright, clean, polished and new operating condition.

1.12 MISCELLANEOUS

A. Protection Against Siltation and Bank Erosion

1. The Contractor shall arrange his operations to minimize siltation and bank erosion on construction sites and on existing or proposed water courses and drainage ditches.
2. The Contractor, at his own expense, shall remove any siltation deposits and correct any erosion problems as directed by the County which results from his construction operations.

B. Protection of Wetland Areas

The Contractor shall properly dispose of all surplus material, including soil, in accordance with Local, State and Federal regulations. Under no circumstances shall surplus material be disposed of in wetland areas as defined by the Florida Department of Environmental Protection or Southwest Florida Water Management District.

C. Existing Facilities

The work shall be so conducted to maintain existing facilities in operation insofar as is possible. Requirements and schedules of operations for maintaining existing facilities in service during construction shall be as described in the Special Provisions.

D. Use of Chemicals

All chemicals used during project construction or furnished for project operation, whether herbicide, pesticide, disinfectant, polymer, reactant, or of other classification, must show approval of either EPA or USDA. Use of all such chemicals and disposal of residues shall be in strict conformance with instructions.

PART 2 PRODUCTS (NOT USED)

PART 3 EXECUTION (NOT USED)

END OF SECTION

SECTION 01015 CONTROL OF WORK

PART 1 GENERAL

1.01 WORK PROGRESS

The Contractor shall furnish personnel and equipment which will be efficient, appropriate and adequately sized to secure a satisfactory quality of work and a rate of progress which will insure the completion of the work within the time stipulated in the Contract. If at any time such personnel appears to the County to be inefficient, inappropriate, or insufficient for securing the quality of work required for producing the rate of progress aforesaid, he may order the Contractor to increase the efficiency, change the character, or increase the personnel and equipment and the Contractor shall conform to such order. Failure of the County to give such order shall in no way relieve the Contractor of his obligations to secure the quality of the work and rate of progress required.

1.02 PRIVATE LAND

The Contractor shall not enter or occupy private land outside of easements, except by permission of the affected property owner.

1.03 WORK LOCATIONS

Work shall be located substantially as indicated on the drawings, but the County reserves the right to make such modifications in locations as may be found desirable to avoid interference with existing structures or for other reasons.

1.04 OPEN EXCAVATIONS

- A. All open excavations shall be adequately safeguarded by providing temporary barricades, caution signs, lights and other means to prevent accidents to persons and damage to property. The Contractor shall, at his own expense, provide suitable and safe bridges and other crossings for accommodating travel by pedestrians and workmen. Bridges provided for access to private property during construction shall be removed when no longer required. If the excavation becomes a hazard, or if it excessively restricts traffic at any point, the County may require special construction procedures such as limiting the length of open trench, prohibiting stacking excavated material in the street and requiring that the trench shall not remain open overnight.
- B. The Contractor shall take precautions to prevent injury to the public due to open trenches. All trenches, excavated material, equipment, or other obstacles which could be dangerous to the public shall be barricaded and well lighted at all times when construction is not in progress.

1.05 DISTRIBUTION SYSTEMS AND SERVICES

- A. The Contractor shall avoid interruptions to water, telephone, cable TV, sewer, gas, or other related utility services. He shall notify the County and the appropriate agency well in advance of any requirement for dewatering, isolating, or relocating a section of a utility, so that necessary arrangements may be made.
- B. If it appears that utility service will be interrupted for an extended period, the County may order the Contractor to provide temporary service lines at the Contractor's expense.

Inconvenience of the users shall be kept to the minimum, consistent with existing conditions. The safety and integrity of the systems are of prime importance in scheduling work.

1.06 PROTECTION AND RELOCATION OF EXISTING STRUCTURES AND UTILITIES

- A. The Contractor shall assume full responsibility for the protection of all buildings, structures and utilities, public or private, including poles, signs, services to building utilities, gas pipes, water pipes, hydrants, sewers, drains and electric and telephone cables and other similar facilities, whether or not they are shown on the Drawings. The Contractor shall carefully support and protect all such structures and utilities from injury of any kind. Any damage resulting from the Contractor's operation shall be repaired by the Contractor at his expense.
- B. The Contractor shall bear full responsibility for obtaining locations of all underground structures and utilities (including existing water services, drain lines and sewers). Services to buildings shall be maintained and all costs or charges resulting from damage thereto shall be paid by the Contractor.
- C. Protection and temporary removal and replacement of existing utilities and structures as described in this Section shall be a part of the work under the Contract and all costs in connection therewith shall be included in the unit prices established in the Bid.
- D. If, in the opinion of the County, permanent relocation of a utility owned by the County is required, the County may direct the Contractor, in writing, to perform the work. Work so ordered will be paid for at the Contract unit prices, if applicable, or as extra work as classified in the General Conditions. If relocation of a privately-owned utility is required, the County will notify the utility to perform the work as expeditiously as possible. The Contractor shall fully cooperate with the County and utility and shall have no claim for delay due to such relocation. The Contractor shall notify public utility companies in writing at least 48 hours (excluding Saturdays, Sundays and legal holidays) before excavating near their utilities.

1.07 TEST PITS

Test pits for the purpose of locating underground pipeline or structures in advance of the construction shall be excavated and backfilled by the Contractor immediately after the utility location and the surface shall be restored in a manner equal or better than the original condition. No separate payment will be made.

1.08 CARE AND PROTECTION OF PROPERTY

- A. The Contractor shall be responsible for the preservation of all public and private property and shall use every precaution necessary to prevent damage thereto. If any direct or indirect damage is done to public or private property by or on account of any act, omission, neglect, or misconduct in the execution of the work on the part of the Contractor, such property shall be restored by the Contractor, at his expense, to a condition equal or better to that existing before the damage was done, or he shall make good the damage in another manner acceptable to the County.
- B. All sidewalks which are disturbed by the Contractor's operations shall be restored to their original or better condition by the use of similar or comparable materials. All curbing shall be restored in a condition equal to the original construction and in accordance with the best modern practice.
- C. Along the location of this work, all fences, walks, bushes, trees, shrubbery and other

physical features shall be protected and restored in a thoroughly workmanlike manner unless otherwise shown on the drawings. Fences and other features removed by the Contractor shall be replaced in the location indicated by the County as soon as conditions permit. All grass areas beyond the limits of construction which have been damaged by the Contractor shall be regraded and sodded to equal or exceed original conditions.

- D. Trees close to the work which drawings do not specify to be removed, shall be boxed or otherwise protected against injury. The Contractor shall trim all branches that are liable to damage because of his operations, but in no case shall any tree be cut or removed without prior notification to the County. All injuries to bark, trunk, limbs and roots of trees shall be repaired by dressing, cutting and painting according to approved methods, using only approved tools and materials.
- E. The protection, removal and replacement of existing physical features along the line of work shall be a part of the work under the Contract and all costs in connection therewith shall be included in the unit and/or lump sum prices established under the items in the Bid.

1.09 MAINTENANCE OF TRAFFIC

- A. Open pits, trenches, unpaved streets, debris, or other obstructions due to construction that will prevent the normal flow of traffic during an extended construction stoppage, for any reason, shall be minimized. In the event an extended construction stoppage is found to be necessary, Contractor shall, at his own expense, provide normal traffic flow during extended construction stoppage. Extended stoppage will be defined by the County.
- B. All excavated material shall be placed so that vehicular and pedestrian traffic may be maintained at all times. If the Contractor's operations cause traffic hazards, he shall repair the road surface, provide temporary roadways, erect wheel guards or fences, or take other safety measures which are satisfactory to the County.
- C. Any changes to the traffic pattern require a Traffic Control Plan as detailed in section 01570 of this specification.

1.10 WATER FOR CONSTRUCTION PURPOSES

- A. In locations where public water supply is available, the Contractor may purchase water for all construction purposes.
- B. The Contractor shall be responsible for paying for all water tap fees incurred for the purpose of obtaining a potable water service or temporary use meter.

1.11 MAINTENANCE OF FLOW

The Contractor shall at his own cost, provide for the flow of sewers, drains and water courses interrupted during the progress of the work and shall immediately cart away and remove all offensive matter. The entire procedure of maintaining existing flow shall be fully discussed with the County well in advance of the interruption of any flow.

1.12 CLEANUP

During the course of the work, the Contractor shall keep the site of his operations in as clean and neat a condition as is possible. He shall dispose of all residue resulting from the

construction work and at the conclusion of the work, he shall remove and haul away any surplus excavation, broken pavement, lumber, equipment, temporary structures and any other refuse remaining from the construction operations and shall leave the entire site of the work in a neat and orderly condition.

1.13 COOPERATION WITHIN THIS CONTRACT

- A. All firms or person authorized to perform any work under this Contract shall cooperate with the General Contractor and his subcontractors or trades and shall assist in incorporating the work of other trades where necessary or required.
- B. Cutting and patching, drilling and fitting shall be carried out where required by the trade or subcontractor having jurisdiction, unless otherwise indicated herein or directed by the County.

1.14 PROTECTION OF CONSTRUCTION AND EQUIPMENT

- A. All newly constructed work shall be carefully protected from injury in any way. No wheeling or walking or placing of heavy loads on it shall be allowed and all portions injured shall be reconstructed by the Contractor at his own expense.
- B. All structures shall be protected in a manner approved by the County. Should any of the floors or other parts of the structures become heaved, cracked, or otherwise damaged, all such damaged portions of the work shall be completely repaired and made good by the Contractor, at his own expense and to the satisfaction of the County. If, in the final inspection of the work, any defects, faults, or omissions are found, the Contractor shall cause the same to be repaired or removed and replaced by proper materials and workmanship without extra compensation for the materials and labor required. Further, the Contractor shall be fully responsible for the satisfactory maintenance and repair of the construction and other work undertaken herein, for at least the warranty period described in the Contract.
- C. Further, the Contractor shall take all necessary precautions to prevent damage to any structure due to water pressure during and after construction and until such structure is accepted and taken over by the County.

1.15 CONSTRUCTION WITHIN RIGHT-OF-WAY

Where pipe lines are installed within FDOT right-of-way, all excavation backfill and compaction for the purpose of reconstructing roadways and/or adjacent slopes contiguous thereto shall be in accordance with FDOT or Manatee County Standards and Specifications, whichever is applicable. Contractor shall satisfy the authorized representative of the FDOT with respect to proper safety procedures, construction methods, required permitting, etc., within the FDOT right-of-way.

PART 2 PRODUCTS (NOT USED)

PART 3 EXECUTION (NOT USED)

END OF SECTION

SECTION 01030 SPECIAL PROJECT PROCEDURES

PART 1 GENERAL

1.01 PERMITS

Upon notice of award, the Contractor shall immediately apply for all applicable permits not previously obtained by the County to do the work from the appropriate governmental agency or agencies. No work shall commence until all applicable permits have been obtained and copies delivered to the County. The costs for obtaining all permits shall be borne by the Contractor.

1.02 CONNECTIONS TO EXISTING SYSTEM

The Contractor shall perform all work necessary to locate, excavate and prepare for connections to the existing systems all as shown on the Drawings or where directed by the County. The cost for this work and for the actual connection shall be included in the price bid for the project and shall not result in any additional cost to the County. The termination point for each contract shall be as shown on the Contract Drawings.

1.03 RELOCATIONS

The Contractor shall be responsible for the coordination of the relocation of structures, including but not limited to light poles, power poles, signs, sign poles, fences, piping, conduits and drains that interfere with the positioning of the work as set out on the Drawings. No relocation of the items under this Contract shall be done without approval from the County.

1.04 EXISTING UNDERGROUND PIPING, STRUCTURES AND UTILITIES

- A. The attention of the Contractor is drawn to the fact that during excavation, the possibility exists of the Contractor encountering various utility lines not shown on the Drawings. The Contractor shall exercise extreme care before and during excavation to locate and flag these lines as to avoid damage to the existing lines.
- B. It is the responsibility of the Contractor to ensure that all utility or other poles, the stability of which may be endangered by the close proximity of excavation, are temporarily stayed in position while work proceeds in the vicinity of the pole and that the utility or other companies concerned be given reasonable advance notice.
- C. The existing utility locations are shown without express or implied representation, assurance, or guarantee that they are complete or correct or that they represent a true picture of underground piping to be encountered. The Contractor shall be responsible for notifying the various utility companies to locate their respective utilities in advance of construction in conformance with all requirements provided for in the Florida Underground Facilities Damage Prevention and Safety Act (Florida Statutes, Title XXXIII, Chapter 556).
- D. The existing piping and utilities that interfere with new construction shall be rerouted as shown, specified, or required. Before any piping and utilities not shown on the Drawings are disturbed, the Contractor shall notify the County and shall provide suggestions on how best to resolve the issue.

- E. The Contractor shall exercise care in any excavation to locate all existing piping and utilities. All utilities which do not interfere with complete work shall be carefully protected against damage. Any existing utilities damaged in any way by the Contractor shall be restored or replaced by the Contractor at his expense as directed by the County.
- F. It is intended that wherever existing utilities such as water, sewer, gas, telephone, electrical, or other service lines must be crossed, deflection of the pipe within recommended limits and cover shall be used to satisfactorily clear the obstruction unless otherwise indicated in the Drawings. However, when in the opinion of the County this procedure is not feasible, he may direct the use of fittings for a utility crossing as detailed on the Drawings. No deflections will be allowed in gravity sanitary sewer lines or in existing storm sewer lines.

1.05 SUSPENSION OF WORK DUE TO WEATHER

Refer to FDOT Standards and Specifications Book, Section 8.

1.06 HURRICANE PREPAREDNESS PLAN

- A. Within 30 days of the date of Notice to Proceed, the Contractor shall submit to the County a Hurricane Preparedness Plan. The plan should outline the necessary measures which the Contractor proposes to perform at no additional cost to the County in case of a hurricane warning.
- B. In the event of inclement weather, or whenever County shall direct, Contractor shall insure that he and his Subcontractors shall carefully protect work and materials against damage or injury from the weather. If, in the opinion of the County, any portion of work or materials is damaged due to the failure on the part of the Contractor or Subcontractors to protect the work, such work and materials shall be removed and replaced at the expense of the Contractor.

1.07 POWER SUPPLY

Electricity as may be required for construction and permanent power supply shall be secured and purchased by the Contractor.

1.08 SALVAGE

Any existing equipment or material, including, but not limited to, valves, pipes, fittings, couplings, etc., which is removed or replaced as a result of construction under this project may be designated as salvage by the County and if so shall be protected for a reasonable time until picked up by the County. Any equipment or material not worthy of salvaging, as directed by the County, shall be disposed of by the Contractor at no additional cost.

1.09 DEWATERING

- A. The Contractor shall do all groundwater pumping necessary to prevent flotation of any part of the work during construction operations with his own equipment.
- B. The Contractor shall pump out water and wastewater which may seep or leak into the excavations for the duration of the Contract and with his own equipment. He shall dispose of this water in an appropriate manner.

1.10 ADDITIONAL PROVISIONS

- A. Before commencing work on any of the existing pipelines, structures or equipment, the Contractor shall notify the County, in writing, at least 10 calendar days in advance of the date he proposes to commence such work.
- B. The Contractor shall provide, at his own expense, all necessary temporary facilities for access to and for protection of, all existing facilities. The County's personnel must have ready access at all times to the existing facilities. The Contractor is responsible for all damage to existing structures, equipment and facilities caused by his construction operations and must repair all such damage when and as ordered by the County.

1.11 CONSTRUCTION CONDITIONS

The Contractor shall strictly adhere to the specific requirements of the governmental unit(s) and/or agency(ies) having jurisdiction over the work. Wherever there is a difference in the requirements of a jurisdictional body and these Specifications, the more stringent shall apply.

1.12 PUBLIC NUISANCE

- A. The Contractor shall not create a public nuisance including but not limited to encroachment on adjacent lands, flooding of adjacent lands, excessive noise or dust.
- B. Sound levels must meet Manatee County Ordinance #87-34, (which amends Ordinance 81-3, The Manatee County Noise Control Ordinance). Sound levels in excess of such ordinance are sufficient cause to have the work halted until equipment can be quieted to these levels. Work stoppage by the County for excessive noise shall not relieve the Contractor of the other portions of this specification.
- C. No extra charge may be made for time lost due to work stoppage resulting from the creation of a public nuisance.

1.13 WARRANTIES

- A. All material supplied under these Specifications shall be warranted by the Contractor and the manufacturers for a period of three (3) years. Warranty period shall commence on the date of County acceptance.
- B. The material shall be warranted to be free from defects in workmanship, design and materials. If any part of the system should fail during the warranty period, it shall be replaced at no expense to the County. All material and installation costs shall be 100% borne by the Contractor.
- C. The manufacturer's warranty period shall run concurrently with the Contractor's warranty or guarantee period. No exception to this provision shall be allowed. The Contractor shall be responsible for obtaining warranties from each of the respective suppliers or manufacturers for all the material specified under these contract specifications,
- D. In the event that the manufacturer is unwilling to provide a three-year warranty commencing at the time of County acceptance, the Contractor shall obtain from the manufacturer a four (4) year warranty starting at the time of equipment delivery to the job site. This four-year warranty shall not relieve the Contractor of the three-year warranty starting at the time of County acceptance of the equipment.

1.14 FUEL STORAGE & FILLING

- A. If the contractor is storing fuel on site or doing his own fuel filling of portable equipment (other than hand-held equipment), he is responsible for any required response, clean-up or reporting required, at no additional cost to the county.
- B. The Contractor shall prepare and submit a fuel storage / spill abatement plan prior to start of construction if required.

PART 2 PRODUCTS (NOT USED)

PART 3 EXECUTION (NOT USED)

END OF SECTION

SECTION 01045 CUTTING AND PATCHING

PART 1 GENERAL

1.01 REQUIREMENTS INCLUDED

- A. The Contractor shall be responsible for all cutting, fitting and patching, including excavation and backfill, required to complete the work or to:
1. Make its several parts fit together properly.
 2. Uncover portions of the work to provide for installation of ill-timed work.
 3. Remove and replace defective work.
 4. Remove and replace work not conforming to requirements of Contract Documents.
 5. Provide penetrations of non-structural surfaces for installation of piping and electrical conduit.

PART 2 PRODUCTS

2.01 MATERIALS

Comply with specifications and standards for each specific product involved.

PART 3 EXECUTION

3.01 INSPECTION

- A. Inspect existing conditions of project, including elements subject to damage or to movement during cutting and patching.
- B. After uncovering work, inspect conditions affecting installation of products, or performance of work.
- C. Report unsatisfactory or questionable conditions to County. Do not proceed with work until County has provided further instructions.

3.02 PREPARATION

- A. Provide adequate temporary support as necessary to assure structural value to integrity of affected portion of work.
- B. Provide devices and methods to protect other portions of project from damage.
- C. Provide protection from elements for that portion of the project which may be exposed by cutting and patching work and maintain excavations free from water.

3.03 PERFORMANCE

- A. Execute cutting and demolition by methods which will prevent damage to other work and will provide proper surfaces to receive installation of repairs.
- B. Execute excavating and backfilling by methods which will prevent settlement or damage to other work.

- C. Fit and adjust products to provide a finished installation to comply with specified products, functions, tolerances and finishes.
- D. Restore work which has been cut or removed; install new products to provide completed work in accordance with the requirements of the Contract Documents.
- E. Replace surfaces airtight to pipes, sleeves, ducts, conduit and other penetrations through surfaces.
- F. Refinish entire surfaces as necessary to provide an even finish to match adjacent finishes.

END OF SECTION

SECTION 01050 FIELD ENGINEERING AND SURVEYING

PART 1 GENERAL

1.01 REQUIREMENTS INCLUDED

- A. The Contractor shall provide and pay for field surveying service required for the project.
- B. The Contractor shall furnish and set all necessary stakes to establish the lines and grades as shown on the Contract Drawings and layout each portion of the Work of the Contract.

1.02 QUALIFICATION OF SURVEYOR AND ENGINEER

All construction staking shall be conducted by or under the supervision of a Florida Registered Professional Surveyor and Mapper. The Contractor shall be responsible for the layout of all such lines and grades, which will be subject to verification by the County.

1.03 SURVEY REFERENCE POINTS

- A. Existing basic horizontal and vertical control points for the Project are designated on the Contract Drawings.
- B. Locate and protect all survey monumentation, property corners and project control points prior to starting work and preserve all permanent reference points during construction. All costs associated with the replacement of all survey monumentation, property corners and project control points shall be borne by the Contractor.

Make no changes or relocations without prior written notice to County.

Report to County when any reference point is lost or destroyed or requires relocation because of necessary changes in grades or locations.

Require surveyor to replace project control points which may be lost or destroyed.

Establish replacements based on original survey control.

1.04 PROJECT SURVEY REQUIREMENTS

The Contractor shall establish temporary bench marks as needed, referenced to data established by survey control points.

1.05 RECORDS

The Contractor shall employ a Professional Engineer or Surveyor registered in the State of Florida to verify survey data and properly prepare record drawings per Section 01720.

PART 2 PRODUCTS (NOT USED)

PART 3 EXECUTION (NOT USED)

END OF SECTION

SECTION 01152 REQUESTS FOR PAYMENT

PART 1 GENERAL

1.01 REQUIREMENTS INCLUDED

Submit Applications for Payment to the Project Manager or as directed at the preconstruction meeting, in accordance with the schedule established by Conditions of the Contract and Agreement between County and Contractor.

1.02 FORMAT AND DATA REQUIRED

- A. Submit payment requests in the form provided by the County with itemized data typed in accordance with the Bid Form.
- B. Provide construction photographs in accordance with Contract Documents.

1.03 SUBSTANTIATING DATA FOR PROGRESS PAYMENTS

- A. When the County requires substantiating data, Contractor shall submit suitable information with a cover letter.
- B. Submit one copy of data and cover letter for each copy of application.

1.04 PREPARATION OF APPLICATION FOR FINAL PAYMENT

Fill in application form as specified for progress payments.

1.05 SUBMITTAL PROCEDURE

- A. Submit applications for payment at the times stipulated in the Agreement.
- B. Number: Three (3) copies of each application; all signed and certified by the Contractor.

PART 2 PRODUCTS (NOT USED)

PART 3 EXECUTION (NOT USED)

END OF SECTION

SECTION 01153 CHANGE ORDER PROCEDURES

PART 1 GENERAL

1.01 DEFINITION

- A. Change Order: A written order signed by the Owner, the Architect/Engineer and the Contractor authorizing a change in the Project Plans and/or Specifications and, if necessary, a corresponding adjustment in the Contract Sum and/or Contract Time, pursuant to Article V of the General Conditions of the Construction Agreement.
- B. Administrative Change Adjustment: Minor change order under 10% of project cost or 20% time, does not have to be Board approved.
- C. Field Directive: A written order issued by Owner which orders minor changes in the Work not involving a change in Contract Time, to be paid from the Owner's contingency funds.
- D. Field Order: Minor change to contract work that does not require adjustment of contract sum or expected date of completion.

1.02 REQUIREMENTS INCLUDED

- A. The Contractor shall promptly implement change order procedures:
 - 1. Provide full written data required to evaluate changes.
 - 2. Maintain detailed records of work done on a time-and-material/force account basis.
 - 3. Provide full documentation to County on request.
- B. The Contractor shall designate a member of the Contractor's organization who:
 - 1. Is authorized to accept changes to the Work.
 - 2. Is responsible for informing others in the Contractor's employ of the authorized changes into the Work.

1.03 PRELIMINARY PROCEDURES

- A. Project Manager may initiate changes by submitting a Request to Contractor. Request will include:
 - 1. Detailed description of the change, products, costs and location of the change in the Project.
 - 2. Supplementary or revised Drawings and Specifications.
 - 3. The projected time extension for making the change.
 - 4. A specified period of time during which the requested price will be considered valid.
 - 5. Such request is for information only and is not an instruction to execute the changes, nor to stop work in progress.
- B. Contractor may initiate changes by submitting a written notice to the Project Manager, containing:
 - 1. Description of the proposed changes.
 - 2. Statement of the reason for making the changes.
 - 3. Statement of the effect on the Contract Sum and the Contract Time.

4. Statement of the effect on the work of separate contractors.
5. Documentation supporting any change in Contract Sum or Contract Time, as appropriate.

1.04 FIELD ORDER CHANGE

- A. In lieu of a Change Order, the Project Manager may issue a Field Order for the Contractor to proceed with additional work within the original intent of the Project.
- B. Field Order will describe changes in the work, with attachments of backup information to define details of the change.
- C. Contractor must sign and date the Field Order to indicate agreement with the terms therein.

1.05 DOCUMENTATION OF PROPOSALS AND CLAIMS

- A. Support each quotation for a lump sum proposal and for each unit price which has not previously been established, with sufficient substantiating data to allow the County to evaluate the quotation.
- B. On request, provide additional data to support time and cost computations:
 1. Labor required.
 2. Equipment required.
 3. Products required.
 - a. Recommended source of purchase and unit cost.
 - b. Quantities required.
 4. Taxes, insurance and bonds.
 5. Credit for work deleted from Contract, similarly documented.
 6. Overhead and profit.
 7. Justification for any change in Contract Time.
- C. Support each claim for additional costs and for work done on a time-and-material/force account basis, with documentation as required for a lump-sum proposal.
 1. Name of the County's authorized agent who ordered the work and date of the order.
 2. Date and time work was performed and by whom.
 3. Time record, summary of hours worked, and hourly rates paid.
 4. Receipts and invoices for:
 - a. Equipment used, listing dates and time of use.
 - b. Products used, listing of quantities.
 - c. Subcontracts.

1.06 PREPARATION OF CHANGE ORDERS

- A. Project Manager will prepare each Change Order.
- B. Change Order will describe changes in the Work, both additions and deletions, with attachments as necessary to define details of the change.
- C. Change Order will provide an accounting of the adjustment in the Contract Sum and in the Contract Time.

1.07 LUMP SUM/FIXED PRICE CHANGE ORDER

- A. Project Manager initiates the form, including a description of the changes involved and attachments based upon documents and proposals submitted by the Contractor, or requests from the County, or both.
- B. Once the form has been completed, all copies should be sent to Contractor for approval. After approval by Contractor, all copies should be sent to County for approval. The County will distribute executed copies after approval by the Board of County Commissioners.

1.08 UNIT PRICE CHANGE ORDER

- A. Contents of Change Orders will be based on, either:
 - 1. County's definition of the scope of the required changes.
 - 2. Contractor's Proposal for a change, as approved by the County.
 - 3. Survey of completed work.
- B. The amounts of the unit prices to be:
 - 1. Those stated in the Agreement.
 - 2. Those mutually agreed upon between County and Contractor.

1.09 TIME AND MATERIAL/FORCE ACCOUNT CHANGE ORDER/CONSTRUCTION CHANGE AUTHORIZATION

- A. Refer to Article V.5.6 of the General Conditions of the Construction Agreement.

1.10 CORRELATION WITH CONTRACTOR'S SUBMITTALS

- A. Periodically revise Schedule of Values and Application for Payment forms to record each change as a separate item of work, and to record the adjusted Contract Sum.
- B. Periodically revise the Construction Schedule to reflect each change in Contract Time. Revise sub schedules to show changes for other items of work affected by the changes.
- C. Upon completion of work under a Change Order, enter pertinent changes in Record Documents.

PART 2 PRODUCTS (NOT USED)

PART 3 EXECUTION (NOT USED)

END OF SECTION

SECTION 01310 CONSTRUCTION SCHEDULE & PROJECT RESTRAINTS

PART 1 GENERAL

1.01 GENERAL

- A. Construction under this contract must be coordinated with the County and accomplished in a logical order to maintain utilization and flow through existing facilities and public properties and rights-of-way and to allow construction to be completed within the time allowed by Contract Documents and in the manner set forth in the Contract.

1.02 CONSTRUCTION SCHEDULING GENERAL PROVISIONS

- A. No work shall be done between 7:00 p.m. and 7:00 a.m. nor on weekends or legal holidays without written permission of the County. However, emergency work may be done without prior permission.
- B. Night work may be established by the Contractor as regular procedure with the written permission of the County. Such permission, however, may be revoked at any time by the County if the Contractor fails to maintain adequate equipment and supervision for the proper execution and control of the work at night.
- C. Due to potential health hazards and requirements of the State of Florida and the U.S. Environmental Protection Agency, existing facilities must be maintained in operation.
- D. The Contractor shall be fully responsible for providing all temporary piping, plumbing, electrical hook-ups, lighting, temporary structure, or other materials, equipment and systems required to maintain the existing facility's operations. All details of temporary piping and temporary construction are not necessarily shown on the Drawings or covered in the Specifications. However, this does not relieve the Contractor of the responsibility to ensure that construction will not interrupt proper facility operations.
- E. The Contractor shall designate an authorized representative of his firm who shall be responsible for development and maintenance of the schedule and of progress and payment reports. This representative of the Contractor shall have direct project control and complete authority to act on behalf of the Contractor in fulfilling the commitments of the Contractor's schedule.

PART 2 PRODUCTS

2.01 GENERAL REQUIREMENTS

- A. The Contractor shall submit a critical path schedule as described herein.
- B. The planning, scheduling, management and execution of the work is the sole responsibility of the Contractor. The progress schedule requirement is established to allow County to review Contractor's planning, scheduling, management and execution of the work; to assist County in evaluating work progress and make progress payments and to allow other contractors to cooperate and coordinate their activities with those of the Contractor.

2.02 FORM OF SCHEDULES

- A. Prepare schedules using the latest version of Microsoft Project, or other County approved

software, in the form of a horizontal bar chart diagram. The diagram shall be time-scaled and sequenced by work areas. Horizontal time scale shall identify the first work day of each week.

- B. Activities shall be at least as detailed as the Schedule of Values. Activity durations shall be in whole working days. In addition, man-days shall be shown for each activity or tabulated in an accompanying report.
- C. Diagrams shall be neat and legible and submitted on sheets at least 8-1/2 inches by 11 inches suitable for reproduction. Scale and spacing shall allow space for notations and future revisions.

2.03 CONTENT OF SCHEDULES

- A. Each monthly schedule shall be based on data as of the last day of the current pay period.
- B. Description for each activity shall be brief but convey the scope of work described.
- C. Activities shall identify all items of work that must be accomplished to achieve substantial completion, such as items pertaining to Contractor's installation and testing activities; items pertaining to the approval of regulatory agencies; contractor's time required for submittals, fabrication and deliveries; the time required by County to review all submittals as set forth in the Contract Documents; items of work required of County to support pre-operational, startup and final testing; time required for the relocation of utilities. Activities shall also identify interface milestones with the work of other contractors performing work under separate contracts with County.
- D. Schedules shall show the complete sequence of construction by activities. Dates for beginning and completion of each activity shall be indicated as well as projected percentage of completion for each activity as of the first day of each month.
- E. Submittal schedule for shop drawing review, product data, and samples shall show the date of Contractor submittal and the date approved submittals will be required by the County, consistent with the time frames established in the Specifications.
- F. For Contract change orders granting time extensions, the impact on the Contract date(s) shall equal the calendar-day total time extension specified for the applicable work in the Contract change orders.
- G. For actual delays, add activities prior to each delayed activity on the appropriate critical path(s). Data on the added activities of this type shall portray all steps leading to the delay and shall further include the following: separate activity identification, activity description indicating cause of the delay, activity duration consistent with whichever set of dates below applies, the actual start and finish dates of the delay or, if the delay is not finished, the actual start date and estimated completion date.
- H. For potential delays, add an activity prior to each potentially delayed activity on the appropriate critical path(s). Data for added activities of this type shall include alternatives available to mitigate the delay including acceleration alternatives and further show the following: separate activity identification, activity description indicating cause of the potential delay and activity duration equal to zero work days.

2.04 SUPPORTING NARRATIVE

- A. Status and scheduling reports identified below shall contain a narrative to document the project status, to explain the basis of Contractor's determination of durations, describe the Contract conditions and restraints incorporated into the schedule and provide an analysis pertaining to potential problems and practical steps to mitigate them.
- B. The narrative shall specifically include:
 - 1. Actual completion dates for activities completed during the monthly report period and actual start dates for activities commenced during the monthly report period.
 - 2. Anticipated start dates for activities scheduled to commence during the following monthly report period.
 - 3. Changes in the duration of any activity and minor logic changes.
 - 4. The progress along the critical path in terms of days ahead or behind the Contract date.
 - 5. If the Monthly Status Report indicates an avoidable delay to the Contract completion date or interim completion dates as specified in the Agreement, Contractor shall identify the problem, cause and the activities affected and provide an explanation of the proposed corrective action to meet the milestone dates involved or to mitigate further delays.
 - 6. If the delay is thought to be unavoidable, the Contractor shall identify the problem, cause, duration, specific activities affected and restraints of each activity.
 - 7. The narrative shall also discuss all change order activities whether included or not in the revised/current schedule of legal status. Newly introduced change order work activities and the CPM path(s) that they affect, must be specifically identified. All change order work activities added to the schedule shall conform with the sequencing and Contract Time requirements of the applicable Change Order.
 - 8. Original Contract date(s) shall not be changed except by Contract change order. A revision need not be submitted when the foregoing situations arise unless required by County. Review of a report containing added activities will not be construed to be concurrence with the duration or restraints for such added activities; instead the corresponding data as ultimately incorporated into the applicable Contract change order shall govern.
 - 9. Should County require additional data, this information shall be supplied by Contractor within 10 calendar days.

2.05 SUBMITTALS

- A. Contractor shall submit estimated and preliminary progress schedules (as identified in the Terms and Conditions of the Contract and the General Conditions), monthly status reports, a start-up schedule and an as-built schedule report all as specified herein.
- B. All schedules, including estimated and preliminary schedules, shall be in conformance with the Contract Documents.
- C. The finalized progress schedule discussed in the Contract Documents shall be the first monthly status report and as such shall be in conformance with all applicable specifications contained herein.
- D. Monthly Status Report submittals shall include a time-scaled (days after notice to proceed) diagram showing all contract activities and supporting narrative. The initial detailed schedule shall use the notice to proceed as the start date. The finalized schedule, if

concurrent with by County, shall be the work plan to be used by the contractor for planning, scheduling, managing and executing the work.

- E. The schedule diagram shall be formatted as above. The diagram shall include (1) all detailed activities included in the preliminary and estimated schedule submittals, (2) calendar days prior to substantial completion, (3) summary activities for the remaining days. The critical path activities shall be identified, including critical paths for interim dates, if possible.
- F. The Contractor shall submit progress schedules with each application for payment.

2.06 MONTHLY STATUS REPORTS

- A. Contractor shall submit detailed schedule status reports on a monthly basis with the Application for Payment. The first such status report shall be submitted with the first Application for Payment and include data as of the last day of the pay period. The Monthly Report shall include a "marked-up" copy of the latest detailed schedule of legal status and a supporting narrative including updated information as described above. The Monthly Report will be reviewed by County and Contractor at a monthly schedule meeting and Contractor will address County's comments on the subsequent monthly report. Monthly status reports shall be the basis for evaluating Contractor's progress.
- B. The "marked-up" diagram shall show, for the latest detailed schedule of legal status, percentages of completion for all activities, actual start and finish dates and remaining durations, as appropriate. Activities not previously included in the latest detailed schedule of legal status shall be added, except that contractual dates will not be changed except by change order. Review of a marked-up diagram by County will not be construed to constitute concurrence with the time frames, duration, or sequencing for such added activities; instead the corresponding data as ultimately incorporated into an appropriate change order shall govern.

2.07 STARTUP SCHEDULE

- A. At least 60 calendar days prior to the date of substantial completion, Contractor shall submit a time-scaled (days after notice to proceed) diagram detailing the work to take place in the period between 60 days prior to substantial completion, together with a supporting narrative. County shall have 10 calendar days after receipt of the submittal to respond. Upon receipt of County's comments, Contractor shall make the necessary revisions and submit the revised schedule within 10 calendar days. The resubmittal, if concurred with by County, shall be the Work Plan to be used by Contractor for planning, managing, scheduling and executing the remaining work leading to substantial completion.
- B. The time-scaled diagram shall use the latest schedule of legal status for those activities completed ahead of the last 60 calendar days prior to substantial completion and detailed activities for the remaining 60-day period within the time frames outlined in the latest schedule of legal status.
- C. Contractor will be required to continue the requirement for monthly reports, as outlined above. In preparing this report, Contractor must assure that the schedule is consistent with the progress noted in the startup schedule.

2.08 REVISIONS

- A. All revised Schedule Submittals shall be made in the same form and detail as the initial submittal and shall be accompanied by an explanation of the reasons for such revisions, all of which shall be subject to review and concurrence by County. The revision shall incorporate all previously made changes to reflect current as-built conditions. Minor changes to the approved submittal may be approved at monthly meetings; a minor change is not considered a revision in the context of this paragraph.
- B. A revised schedule submittal shall be submitted for review when required by County.

PART 3 EXECUTION (NOT USED)

END OF SECTION

SECTION 01340 SHOP DRAWINGS, PROJECT DATA AND SAMPLES

PART 1 GENERAL

1.01 REQUIREMENTS INCLUDED

- A. The Contractor shall submit to the County for review and approval: working drawings, shop drawings, test reports and data on materials and equipment (hereinafter in this section called data) that have been produced within the last three (3) years, and material samples (hereinafter in this section called samples) as are required for the proper control of work, including, but not limited to those working drawings, shop drawings, data and samples for materials and equipment specified elsewhere in the Specifications and in the Contract Drawings. Submittals may be done electronically via PDF documents.
- B. The Contractor is to maintain an accurate updated submittal log and will bring this log to each scheduled progress meeting with the County. The County will provide the initial submittal log in electronic format. The electronic log (excel file) shall be passed back and forth between the Contractor and the County for each submittal package. This log shall include the following items:
1. Submittal description and number assigned.
 2. Date to County.
 3. Date returned to Contractor (from County).
 4. Status of Submittal (No exceptions taken, returned for confirmation or resubmittal, rejected).
 5. Date of Resubmittal and Return (as applicable).
 6. Date material released (for fabrication).
 7. Projected date of fabrication.
 8. Projected date of delivery to site.
 9. Projected date and required lead time so that product installation does not delay contact.
 10. Status of O&M manuals submitted.

1.03 CONTRACTOR'S RESPONSIBILITY

- A. It is the duty of the Contractor to check all drawings, data and samples prepared by or for him before submitting them to the County for review. Each and every copy of the Drawings and data shall bear Contractor's stamp showing that they have been so checked. Shop drawings submitted to the County without the Contractor's stamp will be returned to the Contractor for conformance with this requirement. Shop drawings shall indicate any deviations in the submittal from requirements of the contract Documents.
- B. The Contractor shall ensure that all submitted cut sheets, product sheets, product documentation, etc. are current versions of the product information and are not older than three (3) years. Product certification(s) shall be no older than three (3) years. Any submitted documents found to be beyond the acceptable date ranges shall be rejected.
- C. Determine and verify:
1. Field measurements.
 2. Field construction criteria.
 3. Catalog numbers and similar data.
 4. Conformance with Specifications and indicate all variances from the Specifications.

- D. The Contractor shall furnish the County a schedule of Shop Drawing submittals fixing the respective dates for the submission of shop and working drawings, the beginning of manufacture, testing and installation of materials, supplies and equipment. This schedule shall indicate those that are critical to the progress schedule.
- E. The Contractor shall not begin any of the work covered by a drawing, data, or a sample returned for correction until a revision or correction thereof has been reviewed and returned to him, by the County, with No Exceptions Taken or Approved as Noted.
- F. The Contractor shall submit to the County all drawings and schedules sufficiently in advance of construction requirements to provide no less than twenty-one (21) calendar days for checking and appropriate action from the time the County receives them. Submittals are to be scheduled, submitted, reviewed, and approved prior to the acquisition of the material or equipment. Coordinate scheduling, sequencing, preparing, and processing of submittals with performance of work so that work will not be delayed by submittal processing. Allow time for potential resubmittal.
- G. No delay costs or time extensions will be allowed for time lost in late submittals or resubmittals.
- H. All material & product submittals, other than samples, may be transmitted electronically as a pdf file. All returns to the contractor will be as a pdf file only unless specifically requested otherwise.
- I. The Contractor shall be responsible for and bear all cost of damages which may result from the ordering of any material or from proceeding with any part of work prior to the completion of the review by County of the necessary Shop Drawings.

1.04 COUNTY'S REVIEW OF SHOP DRAWINGS AND WORKING DRAWINGS

- A. The County's review of drawings, data and samples submitted by the Contractor shall cover only general conformity to the Specifications, external connections and dimensions which affect the installation.
- B. The review of drawings and schedules shall be general and shall not be construed:
 - 1. As permitting any departure from the Contract requirements.
 - 2. As relieving the Contractor of responsibility for any errors, including details, dimensions and materials.
 - 3. As approving departures from details furnished by the County, except as otherwise provided herein.
- C. If the drawings or schedules as submitted describe variations and show a departure from the Contract requirements which the County finds to be in the interest of the County and to be so minor as not to involve a change in Contract Price or time for performance, the County may return the reviewed drawings without noting any exception.
- D. When reviewed by the County, each of the Shop and Working Drawings shall be identified as having received such review being so stamped and dated. Shop Drawings stamped "REJECTED" and with required corrections shown shall be returned to the Contractor for correction and resubmittal.

- E. Resubmittals will be handled in the same manner as first submittals. On resubmittals, the Contractor shall direct specific attention, in writing or on resubmitted Shop Drawings, to revisions other than the corrections requested by the County on previous submissions. The Contractor shall make any corrections required by the County.
- F. If the Contractor considers any correction indicated on the drawings to constitute a change to the Contract Drawings or Specifications, the Contractor shall give written notice thereof to the County.
- G. The County shall review a submittal/resubmittal a maximum of three (3) times after which cost of review shall be borne by the Contractor. The cost of engineering shall be equal to the County's actual payroll cost.
- H. When the Shop and Working Drawings have been completed to the satisfaction of the County, the Contractor shall carry out the construction in accordance therewith and shall make no further changes therein except upon written instructions from the County.
- I. No partial submittals shall be reviewed. Incomplete submittals shall be returned to the Contractor and shall be considered not approved until resubmitted.

1.05 SHOP DRAWINGS

- A. When used in the Contract Documents, the term "Shop Drawings" shall be considered to mean Contractor's plans for material and equipment which become an integral part of the Project. These drawings shall be complete and detailed. Shop Drawings shall consist of fabrication, drawings, setting drawings, schedule drawings, manufacturer's scale drawings and wiring and control diagrams. Cuts, catalogs, pamphlets, descriptive literature and performance and test data, shall be considered only as supportive to required Shop Drawings as defined above.
- B. Drawings and schedules shall be checked and coordinated with the work of all trades involved, before they are submitted for review by the County and shall bear the Contractor's stamp of approval and original signature as evidence of such checking and coordination. Drawings or schedules submitted without this stamp of approval and original signature shall be returned to the Contractor for resubmission.
- C. Each Shop Drawing shall have a blank area 3-1/2 inches by 3-1/2 inches, located adjacent to the title block. The title block shall display the following:
 - 1. Number and title of the drawing.
 - 2. Date of Drawing or revision.
 - 3. Name of project building or facility.
 - 4. Name of contractor and subcontractor submitting drawing.
 - 5. Clear identification of contents and location of the work.
 - 6. Specification title and number.
- D. If drawings show variations from Contract requirements because of standard shop practice or for other reasons, the Contractor shall describe such variations in his letter of transmittal. If acceptable, proper adjustment in the contract shall be implemented where appropriate. If the Contractor fails to describe such variations, he shall not be relieved of the responsibility of executing the work in accordance with the Contract, even though such drawings have been reviewed.

- E. Data on materials and equipment shall include, without limitation, materials and equipment lists, catalog sheets, cuts, performance curves, diagrams, materials of construction and similar descriptive material. Materials and equipment lists shall give, for each item thereon, the name and location of the supplier or manufacturer, trade name, catalog reference, size, finish and all other pertinent data.
- F. For all mechanical and electrical equipment furnished, the Contractor shall provide a list including the equipment name and address and telephone number of the manufacturer's representative and service company so that service and/or spare parts can be readily obtained.
- G. All manufacturers or equipment suppliers who proposed to furnish equipment or products shall submit an installation list to the County along with the required shop drawings. The installation list shall include at least five installations where identical equipment has been installed and have been in operation for a period of at least one (1) year.
- H. Only the County will utilize the color "red" in marking shop drawing submittals.

1.06 SUBMITTAL PREPARATION

- A. Each submittal is to be complete and in sufficient detail to allow ready determination of compliance with contract requirements.
- B. Collect required data for each specific material, product, unit of work, or system into a single submittal. Prominently mark choices, options, and portions applicable to the submittal. Partial submittals will not be accepted for expedition of construction effort. Submittal will be returned without review if incomplete.
- C. If available product data is incomplete, provide Contractor-prepared documentation to supplement product data and satisfy submittal requirements.
- D. All irrelevant or unnecessary data shall be removed from the submittal to facilitate accuracy and timely processing. Submittals that contain the excessive amount of irrelevant or unnecessary data will be returned with review.
- E. Provide a transmittal form for each submittal with the following information:
 - 1. Project title, location and number.
 - 2. Construction contract number.
 - 3. Date of the drawings and revisions.
 - 4. Name, address, and telephone number of subcontractor, supplier, manufacturer, and any other subcontractor associated with the submittal.
 - 5. List paragraph number of the specification section and page number; and sheet number of the contract drawings by which the submittal is required.
 - 6. When a resubmission, the resubmittal document name shall remain the same, but shall add an alphabetic suffix on submittal description. For example, submittal 18 would become 18A, to indicate resubmission.
 - 7. Product identification and location in project.
- F. The Contractor is responsible for reviewing and certifying that all submittals are in compliance with contract requirements before submitting to the County for review.
- G. Stamp, sign, and date each submittal transmittal form indicating action taken.

- H. Stamp used by the Contractor on the submittal transmittal form to certify that the submittal meets contract requirements is to be similar to the following:

<p>CONTRACTOR (Firm Name)</p> <p>____ Approved</p> <p>____ Approved with corrections as noted on submittal data and/or attached sheet(s).</p> <p>I certify that the following document and information has been verified to be is not more than three (3) years old.</p> <p>SIGNATURE: _____</p> <p>TITLE: _____</p> <p>DATE: _____</p>

1.07 WORKING DRAWINGS

- A. When used in the Contract Documents, the term "working drawings" shall be considered to mean the Contractor's fabrication and erection drawings for structures such as roof trusses, steelwork, precast concrete elements, bulkheads, support of open cut excavation, support of utilities, groundwater control systems, forming and false work; underpinning; and for such other work as may be required for construction of the project.
- B. Copies of working drawings as noted above, shall be submitted to the County where required by the Contract Documents or requested by the County and shall be submitted at least thirty (30) days (unless otherwise specified by the County) in advance of their being required for work.
- C. Working drawings shall be signed by a registered Professional Engineer, currently licensed to practice in the State of Florida and shall convey, or be accompanied by, calculation or other sufficient information to completely explain the structure, machine, or system described and its intended manner of use. Prior to commencing such work, working drawings must have been reviewed without specific exceptions by the County, which review will be for general conformance and will not relieve the Contractor in any way from his responsibility with regard to the fulfillment of the terms of the Contract. All risks of error are assumed by the Contractor; the County and Engineer shall not have responsibility therefor.

1.08 SAMPLES

- A. The Contractor shall furnish, for the review of the County, samples required by the Contract Documents or requested by the County. Samples shall be delivered to the County as specified or directed. The Contractor shall prepay all shipping charges on samples. Materials or equipment for which samples are required shall not be used in work until reviewed by the County.
- B. Samples shall be of sufficient size and quantity to clearly illustrate:
 - 1. Functional characteristics of the product, with integrally related parts and attachment devices.

2. Full range of color, texture and pattern.
 3. A minimum of two samples of each item shall be submitted.
- C. Each sample shall have a label indicating:
1. Name of product.
 2. Name of Contractor and Subcontractor.
 3. Material or equipment represented.
 4. Place of origin.
 5. Name of Producer and Brand (if any).
 6. Location in project.
(Samples of finished materials shall have additional markings that will identify them under the finished schedules.)
 7. Reference specification paragraph.
- D. The Contractor shall prepare a transmittal letter in triplicate for each shipment of samples containing the information required above. He shall enclose a copy of this letter with the shipment and send a copy of this letter to the County. Review of a sample shall be only for the characteristics or use named in such and shall not be construed to change or modify any Contract requirements.
- E. Reviewed samples not destroyed in testing shall be sent to the County or stored at the site of the work. Reviewed samples of the hardware in good condition will be marked for identification and may be used in the work. Materials and equipment incorporated in work shall match the reviewed samples. If requested at the time of submission, samples which failed testing or were rejected shall be returned to the Contractor at his expense.

1.09 APPROVED SUBMITTALS

- A. County approval of submittals is not to be construed as a complete check, and indicates only that the general method of construction, materials, detailing, and other information are satisfactory.
- B. County approval of a submittal does not relieve the Contractor of the responsibility for any error which may exist. The Contractor is responsible for fully complying with all contract requirements and the satisfactory construction of all work, including the need to check, confirm, and coordinate the work of all subcontractors for the project. Non-compliant material incorporated in the work will be removed and replaced at the Contractor's expense.
- C. After submittals have been approved, no resubmittal for the purpose of substituting materials or equipment will be considered unless accompanied by an explanation of why a substitution is necessary.
- D. Retain a copy of all approved submittals at project site, including approved samples.

PART 2 PRODUCTS (NOT USED)

PART 3 EXECUTION (NOT USED)

END OF SECTION

SECTION 01370 SCHEDULE OF VALUES

PART 1 GENERAL

1.01 REQUIREMENTS INCLUDED

- A. The Contractor shall submit to the County a Schedule of Values allocated to the various portions of the work, within 10 days after date of Notice to Proceed.
- B. Upon request of the County, the Contractor shall support the values with data which will substantiate their correctness.
- C. The Schedule of Values shall be used only as the basis for the Contractor's Applications for Payment.

1.02 FORM AND CONTENT OF SCHEDULE OF VALUES

- A. Schedule of Values will be considered for approval by County upon Contractor's request. Identify schedule with:
 - 1. Title of Project and location.
 - 2. Project number.
 - 3. Name and address of Contractor.
 - 4. Contract designation.
 - 5. Date of submission.
- B. Schedule of Values shall list the installed value of the component parts of the work in sufficient detail to serve as a basis for computing values for progress payments during construction.
- C. Follow the table of contents for the Contract Document as the format for listing component items for structures:
 - 1. Identify each line item with the number and title of the respective major section of the specification.
 - 2. For each line item, list sub values of major products or operations under item.
- D. Follow the bid sheets included in this Contract Documents as the format for listing component items for pipe lines.
- E. The sum of all values listed in the schedule shall equal the total Contract sum.

PART 2 PRODUCTS (NOT USED)

PART 3 EXECUTION (NOT USED)

END OF SECTION

SECTION 01380 CONSTRUCTION PHOTOGRAPHS

PART 1 GENERAL

1.01 REQUIREMENTS INCLUDED

- A. The Contractor shall employ a competent photographer to take construction record photographs or perform video, recording including furnishing all labor, materials, equipment and incidentals necessary to obtain photographs and/or video recordings of all construction areas.
- B. Preconstruction record information shall consist of video recordings on digital video disks (DVD).
- C. Construction progress information shall consist of photographs and digital photographs on a recordable compact disc (CD-R).

1.02 QUALIFICATIONS

- A. All photography shall be done by a competent camera operator who is fully experienced and qualified with the specified equipment.
- B. For the video recording, the audio portion should be done by a person qualified and knowledgeable in the specifics of the Contract, who shall speak with clarity and diction so as to be easily understood.

1.03 PROJECT PHOTOGRAPHS

- A. Provide one print of each photograph with each pay application.
- B. Provide one recordable compact disc with digital photographs with each pay application.
- C. Negatives:
 - 1. All negatives shall remain the property of photographer.
 - 2. The Contractor shall require that photographer maintain negatives or protected digital files for a period of two years from date of substantial completion of the project.
 - 3. Photographer shall agree to furnish additional prints to County at commercial rates applicable at time of purchase. Photographer shall also agree to participate as required in any litigation requiring the photographer as an expert witness.
- D. The Contractor shall pay all costs associated with the required photography and prints. Any parties requiring additional photography or prints shall pay the photographer directly.
- E. All project photographs shall be a single weight, color image. All finishes shall be smooth surface and glossy and all prints shall be 8 inches x 10 inches.
- F. Each print shall have clearly marked on the back, the name of the project, the orientation of view, the date and time of exposure, name and address of the photographer and the photographers numbered identification of exposure.
- G. All project photographs shall be taken from locations to adequately illustrate conditions prior

to construction, or conditions of construction and state of progress. The Contractor shall consult with the County at each period of photography for instructions concerning views required.

1.04 VIDEO RECORDINGS

- A. Video, recording shall be done along all routes that are scheduled for construction. Video, recording shall include full, recording of both sides of all streets and the entire width of easements plus 10 feet on each side on which construction is to be performed. All video recording shall be in full color.
- B. A complete view, in sufficient detail with audio description of the exact location shall be provided.
- C. The engineering plans shall be used as a reference for stationing in the audio portion of the recordings for easy location identification.
- D. Two complete sets of video recordings shall be delivered to the County on digital video disks (DVD) for the permanent and exclusive use of the County prior to the start of any construction on the project.
- E. All video recordings shall contain the name of the project, the date and time of the video, recording, the name and address of the photographer and any other identifying information required.
- F. Construction shall not start until preconstruction video recordings are completed, submitted and accepted by the County. In addition, no progress payments shall be made until the preconstruction video recordings are accepted by the County.

PART 2 PRODUCTS (NOT USED)

PART 3 EXECUTION (NOT USED)

END OF SECTION

SECTION 01410 TESTING AND TESTING LABORATORY SERVICES

PART 1 GENERAL

1.01 REQUIREMENTS INCLUDED

- A. County shall employ and pay for the services of an independent testing laboratory to perform testing specifically indicated on the Contract Documents or called out in the Specifications. County may elect to have materials and equipment tested for conformity with the Contract Documents at any time.
1. Contractor shall cooperate fully with the laboratory to facilitate the execution of its required services.
 2. Employment of the laboratory shall in no way relieve the Contractor's obligations to perform the work of the Contract.

1.02 LIMITATIONS OF AUTHORITY OF TESTING LABORATORY

- A. Laboratory is not authorized to:
1. Release, revoke, alter or enlarge on requirements of Contract Documents.
 2. Approve or accept any portion of the Work.
 3. Perform any duties of the Contractor.

1.03 CONTRACTOR'S RESPONSIBILITIES

- A. Cooperate with laboratory personnel; provide access to Work and/or to Manufacturer's operations.
- B. Secure and deliver to the laboratory adequate quantities of representational samples of materials proposed to be used and which require testing.
- C. Provide to the laboratory the preliminary design mix proposed to be used for concrete, and other material mixes which require control by the testing laboratory.
- D. Materials and equipment used in the performance of work under this Contract are subject to inspection and testing at the point of manufacture or fabrication. Standard specifications for quality and workmanship are indicated in the Contract Documents. The County may require the Contractor to provide statements or certificates from the manufacturers and fabricators that the materials and equipment provided by them are manufactured or fabricated in full accordance with the standard specifications for quality and workmanship indicated in the Contract Documents. All costs of this testing and providing statements and certificates shall be a subsidiary obligation of the Contractor and no extra charge to the County shall be allowed on account of such testing and certification.
- E. Furnish incidental labor and facilities:
1. To provide access to work to be tested.
 2. To obtain and handle samples at the project site or at the source of the product to be tested.
 3. To facilitate inspections and tests.
 4. For storage and curing of test samples.

- F. Notify laboratory sufficiently in advance of operations to allow for laboratory assignment of personnel and scheduling of tests.
 - 1. When tests or inspections cannot be performed due to insufficient notice, Contractor shall reimburse County for laboratory personnel and travel expenses incurred due to Contractor's negligence.
- G. Employ and pay for the services of the same or a separate, equally qualified independent testing laboratory to perform additional inspections, sampling and testing required for the Contractor's convenience and as approved by the County.
- H. If the test results indicate the material or equipment complies with the Contract Documents, the County shall pay for the cost of the testing laboratory. If the tests and any subsequent retests indicate the materials and equipment fail to meet the requirements of the Contract Documents, the contractor shall pay for the laboratory costs directly to the testing firm or the total of such costs shall be deducted from any payments due the Contractor.

PART 2 PRODUCTS (NOT USED)

PART 3 EXECUTION (NOT USED)

END OF SECTION

SECTION 01600 MATERIAL AND EQUIPMENT

PART 1 GENERAL

1.01 REQUIREMENTS INCLUDED

- A. Material and equipment incorporated into the work:
1. Conform to applicable specifications and standards.
 2. Comply with size, make, type and quality specified, or as specifically approved in writing by the County.
 3. Manufactured and Fabricated Products:
 - a. Design, fabricate and assemble in accordance with the best engineering and shop practices.
 - b. Manufacture like parts of duplicate units to standard sizes and gages, to be interchangeable.
 - c. Two or more items of the same kind shall be identical and manufactured by the same manufacturer.
 - d. Products shall be suitable for service conditions.
 - e. Equipment capacities, sizes and dimensions shown or specified shall be adhered to unless variations are specifically approved in writing.
 4. Do not use material or equipment for any purpose other than that for which it is specified.
 5. All material and equipment incorporated into the project shall be new.

1.02 MANUFACTURER'S INSTRUCTIONS

- A. When Contract Documents require that installation of work shall comply with manufacturer's printed instructions, obtain and distribute copies of such instructions to parties involved in the installation, including two copies to County. Maintain one set of complete instructions at the job site during installation and until completion.
- B. Handle, install, connect, clean, condition and adjust products in strict accordance with such instructions and in conformity with specified requirements. Should job conditions or specified requirements conflict with manufacturer's instructions, consult with County prior to proceeding. Do not proceed with work without clear instructions.

1.03 TRANSPORTATION AND HANDLING

- A. Arrange deliveries of products in accordance with construction schedules, coordinate to avoid conflict with work and conditions at the site.
1. Deliver products in undamaged condition, in manufacturer's original containers or packaging, with identifying labels intact and legible.
 2. Immediately on delivery, inspect shipments to assure compliance with requirements of Contract Documents and approved submittals and that products are properly protected and undamaged.
- B. Provide equipment and personnel to handle products by methods to prevent soiling or damage to products or packaging.

1.04 SUBSTITUTIONS AND PRODUCT OPTIONS

Contractor's Options:

1. For products specified only by reference standard, select any product meeting that standard.
2. For products specified by naming one or more products or manufacturers and "or equal", Contractor must submit a request for substitutions of any product or manufacturer not specifically named in a timely manner so as not to adversely affect the construction schedule.

PART 2 PRODUCTS (NOT USED)

PART 3 EXECUTION (NOT USED)

END OF SECTION

SECTION 01700 CONTRACT CLOSEOUT

PART 1 GENERAL

1.01 REQUIREMENTS INCLUDED

Comply with requirements stated in Conditions of the Contract and in Specifications for administrative procedures in closing out the work.

1.02 SUBSTANTIAL COMPLETION

- A. The Contractor shall submit the following items when the Contractor considers the work to be substantially complete:
 - 1. A written notice that the work, or designated portion thereof, is substantially complete.
 - 2. A list of items to be completed or corrected.
- B. Within a reasonable time after receipt of such notice, the County shall make an inspection to determine the status of completion.
- C. Project record documents and operations and maintenance manuals must be submitted before the project shall be considered substantially complete.
- D. If the County determines that the work is not substantially complete:
 - 1. The County shall notify the Contractor in writing, stating the reasons.
 - 2. The Contractor shall remedy the deficiencies in the work and send a second written notice of substantial completion to the County.
 - 3. The County shall reinspect the work.
- E. When the County finds that the work is substantially complete:
 - 1. The Engineer shall prepare and deliver to the County a tentative Certificate of Substantial Completion (Manatee County Project Management Form PMD-8) with a tentative list of the items to be completed or corrected before final payment.
 - 2. The Engineer shall consider any objections made by the County as provided in Conditions of the Contract. When the Engineer considers the work substantially complete, he will execute and deliver to the County a definite Certificate of Substantial Completion (Manatee County Project Management Form PMD-8) with a revised tentative list of items to be completed or corrected.

1.03 FINAL INSPECTION

- A. When the Contractor considered the work to be complete, he shall submit written certification stating that:
 - 1. The Contract Documents have been reviewed.
 - 2. The work has been inspected for compliance with Contract Documents.
 - 3. The work has been completed in accordance with Contract Documents.
 - 4. The equipment and systems have been tested in the presence of the County's representative and are operational.
 - 5. The work is completed and ready for final inspection.

- B. The County shall make an inspection to verify the status of completion after receipt of such certification.
- C. If the County determines that the work is incomplete or defective:
 - 1. The County shall promptly notify the Contractor in writing, listing the incomplete or defective work.
 - 2. The Contractor shall take immediate steps to remedy the stated deficiencies and send a second written certification to County that the work is complete.
 - 3. The County shall reinspect the work.
- D. Upon finding the work to be acceptable under the Contract Documents, the County shall request the Contractor to make closeout submittals.
- E. For each additional inspection beyond a total of three (3) inspections for substantial and final completion due to the incompleteness of the work, the Contractor shall reimburse the County's fees.

1.04 CONTRACTOR'S CLOSEOUT SUBMITTALS TO COUNTY

- A. Project Record Documents (prior to substantial completion).
- B. Operation and maintenance manuals (prior to substantial completion).
- C. Warranties and Bonds.
- D. Evidence of Payment and Release of Liens: In accordance with requirements of General and Supplementary Conditions.
- E. Certification letter from Florida Department of Transportation and Manatee County Department of Transportation, as applicable.
- F. Certificate of Insurance for Products and Completed Operations.
- G. Final Reconciliation, Warranty Period Declaration, and Contractor's Affidavit (Manatee County Project Management Form PMD-9).

1.05 FINAL ADJUSTMENT OF ACCOUNTS

- A. Submit a final statement of accounting to the County.
- B. Statement shall reflect all adjustments to the Contract Sum:
 - 1. The original Contract Sum.
 - 2. Additions and deductions resulting from:
 - a. Previous Change Orders
 - b. Unit Prices
 - c. Penalties and Bonuses
 - d. Deductions for Liquidated Damages
 - e. Other Adjustments
 - 3. Total Contract Sum, as adjusted.
 - 4. Previous payments.

5. Sum remaining due.

- C. Project Management shall prepare a final Change Order, reflecting approved adjustments to the Contract Sum which were not previously made by Change Orders.

1.06 FINAL APPLICATION FOR PAYMENT

Contractor shall submit the final Application for Payment in accordance with procedures and requirements stated in the Conditions of the Contract.

PART 2 PRODUCTS (NOT USED)

PART 3 EXECUTION (NOT USED)

END OF SECTION

SECTION 01710 CLEANING

PART 1 GENERAL

1.01 REQUIREMENTS INCLUDED

Execute cleaning during progress of the work and at completion of the work, as required by the General Conditions.

1.02 DISPOSAL REQUIREMENTS

Conduct cleaning and disposal operations to comply with all Federal, State and Local codes, ordinances, regulations and anti-pollution laws.

PART 2 PRODUCTS

2.01 MATERIALS

- A. Use only those cleaning materials which will not create hazards to health or property and which will not damage surfaces.
- B. Use only those cleaning materials and methods recommended by manufacturer of the surface material to be cleaned.
- C. Use cleaning materials only on surfaces recommended by cleaning material manufacturer.

PART 3 EXECUTION

3.01 DURING CONSTRUCTION

- A. Execute periodic cleaning to keep the work, the site and adjacent properties free from accumulation of waste materials, rubbish and wind-blown debris, resulting from construction operations.
- B. Provide on-site containers for the collection of waste materials, debris and rubbish.
- C. Remove waste materials, debris and rubbish from the site periodically and dispose of at legal disposal areas away from the site.

3.02 DUST CONTROL

- A. Clean interior spaces prior to the start of finish painting and continue cleaning on an as-needed basis until painting is finished.
- B. Schedule operations so that dust and other contaminants resulting from cleaning process will not fall on wet or newly-coated surfaces.

3.03 FINAL CLEANING

- A. Employ skilled workmen for final cleaning.
- B. Broom clean exterior paved surfaces; rake clean other surfaces of the grounds.

- C. Prior to final completion or County occupancy, Contractor shall conduct an inspection of sight-exposed interior and exterior surfaces and all work areas to verify that the entire work is clean.

END OF SECTION

SECTION 01720 PROJECT RECORD DOCUMENTS

PART 1 STANDARDS

1.01 MINIMUM RECORD DRAWING STANDARDS FOR ALL RECORD DRAWINGS SUBMITTED TO MANATEE COUNTY

- A. Record drawings shall be submitted to at least the level of detail in the contract documents. It is anticipated that the original contract documents shall serve as at least a background for all record information. Original drawings in CAD format may be requested of the County.
- B. Drawings shall meet the criteria of paragraph 2.04 D above and as mentioned in Section 1.14 Record Drawings in the Manatee County Public Works Standards, Part I Utilities Standards Manual approved June 2015.

PART 2 STANDARDS

2.01 REQUIREMENTS INCLUDED

- A. Contractor shall maintain at the site for the County one record copy of:
 - 1. Drawings.
 - 2. Specifications.
 - 3. Addenda.
 - 4. Change Orders and other modifications to the Contract.
 - 5. County's field orders or written instructions.
 - 6. Approved shop drawings, working drawings and samples.
 - 7. Field test records.
 - 8. Construction photographs.

2.02 MAINTENANCE OF DOCUMENTS AND SAMPLES

- A. Store documents and samples in Contractor's field office apart from documents used for construction.
 - 1. Provide files and racks for storage of documents.
 - 2. Provide locked cabinet or secure storage space for storage of samples.
- B. File documents and samples in accordance with CSI format.
- C. Maintain documents in a clean, dry, legible, condition and in good order. Do not use record documents for construction purposes.
- D. Make documents and samples available at all times for inspection by the County.

2.03 MARKING DEVICES

- A. Provide felt tip marking pens for recording information in the color code designated by the County.

2.04 RECORDING DRAWINGS PREPARATION

- A. Record information concurrently with construction progress.

- B. Do not conceal any work until required information is recorded.
- C. Drawings; Legibly mark to record actual construction:
1. All underground piping with elevations and dimensions. Changes to piping location. Horizontal and vertical locations of underground utilities and appurtenances referenced to permanent surface improvements. Actual installed pipe material, class, etc. Locations of drainage ditches, swales, water lines and force mains shall be shown every 200 feet (measured along the centerline) or alternate lot lines, whichever is closer. Dimensions at these locations shall indicate distance from centerline of right-of-way to the facility.
 2. Field changes of dimension and detail.
 3. Changes made by Field Order or by Change Order.
 4. Details not on original contract drawings.
 5. Equipment and piping relocations.
 6. Locations of all valves, fire hydrants, manholes, water and sewer services, water and force main fittings, underdrain cleanouts, catch basins, junction boxes and any other structures located in the right-of-way or easement, shall be located by elevation and by station and offset based on intersection P.I.'s and centerline of right-of-way. For facilities located on private roads, the dimensioning shall be from centerline of paving or another readily visible baseline.
 7. Elevations shall be provided for all manhole rim and inverts; junction box rim and inverts; catch basin rim and inverts; and baffle, weir and invert elevations in control structures. Elevations shall also be provided at the PVI's and at every other lot line or 200 feet, whichever is less, of drainage swales and ditches. Bench marks and elevation datum shall be indicated.
 8. Slopes for pipes and ditches shall be recalculated, based on actual field measured distances, elevations, pipe sizes, and type shown. Cross section of drainage ditches and swales shall be verified.
 9. Centerline of roads shall be tied to right-of-way lines. Elevation of roadway centerline shall be given at PVI's and at all intersections.
 10. Record drawings shall show bearings and distances for all right-of-way and easement lines, and property corners.
 11. Sidewalks, fences and walls, if installed at the time of initial record drawing submittal, shall be located every 200 feet or alternate lot lines, whichever is closer. Dimensions shall include distance from the right-of-way line and the back of curb and lot line or easement line.
 12. Sanitary sewer mainline wyes shall be located from the downstream manhole. These dimensions shall be provided by on-site inspections or televising of the sewer following installation.
 13. Elevations shall be provided on the top of operating nuts for all water and force main valves.
 14. Allowable tolerance shall be ± 6.0 inches for horizontal dimensions. Vertical dimensions such as the difference in elevations between manhole inverts shall have an allowable tolerance of $\pm 1/8$ inch per 50 feet (or part thereof) of horizontal distance up to a maximum tolerance of ± 2 inch.
 15. Properly prepared record drawings on mylar, together with two copies, shall be certified by a design professional (Engineer and/or Surveyor registered in the State of Florida), employed by the Contractor, and submitted to the County.
- D. Specifications and Addenda; Legibly mark each Section to record:

1. Manufacturer, trade name, catalog number and supplier of each product and item of equipment actually installed.
 2. Changes made by field order or by change order.
- E. Shop Drawings (after final review and approval):
1. Five sets of record drawings for each process equipment, piping, electrical system and instrumentation system.

2.05 SUBMITTAL

- A. Prior to substantial completion and prior to starting the bacteria testing of water lines, deliver signed and sealed Record Documents and Record Drawings to the County. These will be reviewed and verified by the inspector. If there are any required changes or additions, these shall be completed, and the entire signed and sealed set resubmitted prior to final pay application.
- B. The Contractor shall employ a Professional Engineer or Surveyor registered in the State of Florida to verify survey data and properly prepare record drawings. Record drawings shall be certified by the professional(s) (Engineer or Surveyor licensed in Florida), as stipulated by the Land Development Ordinance and submitted on signed and sealed paper drawings, signed and dated mylar drawings together with an AutoCAD version on a recordable compact disk (CD).
- C. The CD shall contain media in AutoCAD Version 2004 or later, or in any other CAD program compatible with AutoCAD in DWG or DXF form. All fonts, line types, shape files, external references, or other pertinent information used in the drawing and not normally included in AutoCAD shall be included on the media with a text file or attached noted as to its relevance and use.
- D. Accompany submittal with transmittal letter, containing:
1. Date.
 2. Project title and number.
 3. Contractor's name and address.
 4. Title and number of each Record Document.
 5. Signature of Contractor or his authorized representative.

Note: The data required to properly prepare these record drawings shall be obtained at the site, at no cost to the County by the responsible design professional or his/her duly appointed representative. The appointed representative shall be a qualified employee of the responsible design professional or a qualified inspector retained by the responsible design professional on a project-by-project basis.

PART 3 EXECUTION (NOT USED)

END OF SECTION

DIVISION 2 SITE WORK

SECTION 02220 EXCAVATION, BACKFILL, FILL AND GRADING FOR STRUCTURES

PART 1 GENERAL

1.01 SCOPE OF WORK

- A. Structural excavation shall consist of the removal of material for the construction of foundations for structures and other excavation designated on the drawings or in these specifications.
- B. Structural excavation and backfill shall consist of furnishing material, if necessary and placing and compacting backfill material around structures to the lines and grades designated on the drawings, as specified or directed by the County.
- C. Structural excavation and backfill shall include the furnishing of all materials, equipment and other facilities which may be necessary to perform the excavations, place and compact the backfill, install sheeting and bracing, and carry out any necessary dewatering. It shall also include the wasting or disposal of surplus excavated material in a manner and in locations approved by the County.
- D. The Contractor is responsible for the protection of every tree which is scheduled to remain in the project area. This includes trees which may or may not be shown on the plans. Every tree shall be adequately protected in place at no additional cost to the County. This includes, but is not limited to, protecting the root systems and adjusting grades as necessary for tree/root protection.

1.02 QUALITY ASSURANCE

- A. Testing Agency:
 - 1. In place soil compaction tests shall be performed by a qualified testing laboratory.
 - 2. Compaction tests shall be taken every 500 feet, except in the road crossings or road shoulders. Tests are to be taken according to current FDOT Standards.
- B. Reference Standards:
 - 1. American Society for Testing and Materials (ASTM):
 - a. ASTM D1557, Moisture-Density Relations of Soils Using 10-lb. (4.5-kg) Rammer and 18-in. (457-mm) Drop.

1.03 JOB CONDITIONS

- A. The Contractor shall provide, operate and maintain all necessary pumps, discharge lines, well points, etc., in sufficient number and capacity to keep all excavation, bases, pits, etc., free from seepage, standing or running water at all times throughout the period of construction.
- B. The Contractor shall assume all responsibility for the security of the excavation required, employing bracing, lining or other accepted means necessary to accomplish same.

- C. Excavated areas shall be cleared of all debris, water, slush, muck, clay and soft or loose earth and shall be conditioned to the entire satisfaction of the County.
- D. All excavated material unsuitable for use or which will not be used shall be disposed of in a manner consistent with State and County regulation.
- E. All unsuitable organic materials, roots, logs, etc., found during excavation shall be removed by the Contractor and the trench shall be refilled with suitable material.

PART 2 PRODUCTS

2.01 MATERIAL FOR CONTROLLED FILL

- A. Composition: Only approved material free from organic matter and lumps of clay, shall be used for backfill. Excavated earth free from debris or organic material may be used for backfilling foundations or fill.
- B. Crushed stone and shell shall meet or exceed current FDOT Standards.

2.02 UNSUITABLE MATERIAL

Unsuitable material shall be defined as highly organic soil per ASTM D2487 Group PT. This includes, but is not limited to, such items as topsoil, roots, vegetable matter, trash, debris, and clays that cannot be dried sufficiently to obtain specified compaction.

PART 3 EXECUTION

3.01 INSPECTION

- A. The Contractor shall verify that work preceding the affected work of this Section has been satisfactorily completed.
- B. Conditions adversely affecting the work of this Section shall be corrected to the satisfaction of the County.

3.02 REMOVAL OF UNSUITABLE MATERIALS

- A. The Contractor shall remove unsuitable material from within the limits of the Work.
- B. Materials meeting requirements for controlled fill shall be stockpiled as necessary and in such a manner satisfactory to the County.
- C. All material excavated shall be placed so as to minimize interference with public travel and to permit proper access for inspection of the work.

3.03 EXCAVATION

- A. When concrete or shell subbase footing is to rest on an excavated surface, care shall be taken not to disturb the natural soil. Final removal and replacement of the foundation material and subbase compaction to grade shall not be made until just before the concrete or masonry is placed.

- B. When any structural excavation is completed, the Contractor shall notify the County who will make an inspection of the excavation. No concrete or masonry shall be placed until the excavation has been approved by the County.
- C. The elevations of the footing bottom and the base slab as shown on the Drawings, shall be considered as approximate and the County may order in writing, such changes in dimensions or elevations of the footings and slab base as necessary to secure satisfactory foundations.
- D. All excavation shall be made within an area bounded by lines five feet outside and parallel to the exterior walls of the structure to allow for correct forming, shoring and inspection of foundation work. Pouring of concrete against earth side walls shall not be permitted.
- E. If the ground is excavated below the grade called for by the Drawings or becomes unstable due to the Contractor's carelessness or operations, the ground shall be excavated to undisturbed native soil before continuing concreting operations.
- F. If in the opinion of the County, the material at or below the normal grade of the bottom of the trench is unsuitable for pipe or structure foundation, it shall be removed to the depth directed by the County and if so directed, replaced by crushed stone or washed shell.

3.04 STRUCTURAL BACKFILL

- A. Structural backfill shall not be placed until the footings or other portions of the structure or facility have been inspected by the County and approved for backfilling.
- B. A minimum of 1-1/2" layer of lean concrete shall be placed as a working mat for the concrete base slabs and footings if required by the County.
- C. Fill shall be placed in uniform layers not more than 12" thick and compacted to a minimum of 98 percent of the maximum density determined by ASTM D1557, Method A or C, or as directed by the County. The Contractor shall securely tamp the backfill with pneumatic rammer around all wall foundations. The method of compaction shall be satisfactory to the County.
- D. Compaction of structural backfill by ponding and jetting may be permitted when, as determined by the County: the backfill material is of such character that it will be self-draining when compacted; foundation materials will not soften or be otherwise damaged by the applied water; no damage from hydrostatic pressure will result to the structure. Ponding and jetting within two feet below finished subgrade shall not be permitted in roadway areas. At the discretion of the County, ponding and jetting may be permitted with compaction layers not to exceed four feet.
- E. Surplus material not used on-site shall be removed and disposed of off-site by the Contractor. In no case shall surplus material be deposited on adjacent lands. Fill used for grading shall be placed in layers not to exceed 12 inches in thickness and shall be compacted to a density equal or greater to that of the surrounding natural ground.

3.05 BACKFILLING AROUND STRUCTURES

- A. Common fill and structural fill are specified for use as backfill against the exterior walls of the structures. Fill shall be placed in layers having a maximum thickness of eight (8) inches in loose state and shall be compacted sufficiently to prevent settlement. If compaction is by

rolling or ramming, material shall be wetted down as required. Where material can be suitably compacted by jetting or puddling, the Contractor may use one of these methods. No boulders shall be allowed to roll down the slopes and hit the walls.

- B. Backfilling shall be carried up evenly on all walls of an individual structure simultaneously. A variation of two (2) feet in elevation will be the maximum allowable. No backfill shall be allowed against walls until the walls and their supporting slabs, if applicable, have attained sufficient strength. Backfilling shall be subjected to approval by the County.
- C. In locations where pipes pass through building walls, the Contractor shall take the following precautions to consolidate the refill up to an elevation of at least one foot above the bottom of the pipes:
 - 1. Place structural fill in such areas for a distance of not less than three feet either side of the center line of the pipe in level layers not exceeding 6-inches in depth.
 - 2. Wet each layer to the extent directed and thoroughly compact each layer with a power tamper to the satisfaction of the County.
 - 3. Structural fill shall be of the quality specified under Part 2 of this Section.
- D. The surface of filled areas shall be graded to smooth true lines, strictly conforming to grades indicated on the grading plan. No soft spots or uncompacted areas shall be allowed in the work.
- E. Temporary bracing shall be provided as required during construction of all structures to protect partially completed structures against all construction loads, hydraulic pressure and earth pressure. The bracing shall be capable of resisting all loads applied to the walls as a result of backfilling.

3.06 FIELD QUALITY CONTROL

- A. The density of soil in place shall be a minimum of 95 percent in accordance with ASTM test 1557-70T, Method A or C.

END OF SECTION

SECTION 02221 TRENCHING, BEDDING AND BACKFILL FOR PIPE

PART 1 GENERAL

1.01 SCOPE OF WORK

- A. The Contractor shall furnish all labor, materials, equipment and incidentals necessary to perform all dewatering, excavation, backfill, fill, grading, trench protection or other related work required to complete the piping work shown on the Drawings and specified herein. The work shall include, but not be limited to: vaults; duct conduit; pipe; roadways and paving; backfilling; required fill or borrow operations; grading; disposal of surplus and unsuitable materials; and all related work such as sheeting, bracing and dewatering.
- B. Prior to commencing work, the Contractor shall examine the site and review test borings if available or undertake his own subsurface investigations and take into consideration all conditions that may affect his work.
- C. The Contractor is responsible for the protection of every tree which is scheduled to remain in the project area. This includes trees which may or may not be shown on the plans. Every tree shall be adequately protected in place at no additional cost to the County. This includes but is not limited to protecting the root systems and adjusting grades as necessary for tree/root protection.

1.02 PROTECTION

- A. Sheeting and Bracing in Excavations:
 - 1. In connection with construction of underground structures, the Contractor shall properly construct and maintain cofferdams. These shall consist of: sheeting and bracing as required to support the sides of excavations, to prevent any movement which could in any way diminish the width of the excavation below that necessary for proper construction and to protect adjacent structures, existing yard pipe and/or foundation material from disturbance, undermining, or other damage. Care shall be taken to prevent voids outside of the sheeting, but if voids are formed, they shall be immediately filled and rammed.
 - 2. Trench sheeting for pipes: no sheeting is to be withdrawn if driven below, mid-diameter of any pipe and no wood sheeting shall be cut off at a level lower than one foot above the top of any pipe unless otherwise directed by the County. During the progress of the work, the County may direct the Contractor in writing to leave additional wood sheeting in place. If steel sheeting is used for trench sheeting, removal shall be as specified above, unless written approval is given for an alternate method of removal.
 - 3. All sheeting and bracing not left in place shall be carefully removed in such a manner as not to endanger the construction or other structures, utilities, existing piping, or property. Unless otherwise approved or indicated on the Drawings or in the Specification, all sheeting and bracing shall be removed after completion of the piping or structure, care being taken not to disturb or otherwise injure the pipeline or finished masonry. All voids left or caused by withdrawal of sheeting shall be immediately refilled with sand by ramming with tools specifically made for that purpose, by watering, or as may otherwise be directed.

4. The Contractor shall construct, to the extent he deems it desirable for his method of operation, the cofferdams and sheeting outside the neat lines of the pipeline trench or foundation unless otherwise indicated on the Drawings or directed by the County. Sheeting shall be plumb and securely braced and tied in position. Sheeting, bracing and cofferdams shall be adequate to withstand all pressures to which the pipeline or structure will be subjected. Pumping, bracing and other work within the cofferdam shall be done in a manner to avoid disturbing any construction of the pipeline or the enclosed masonry. Any movement or bulging which may occur shall be corrected by the Contractor at his own expense so as to provide the necessary clearances and dimensions.
5. Drawings of the cofferdams and design computations shall be submitted to the County and approved prior to any construction. However, approval of these drawings shall not relieve the Contractor of the responsibility for the cofferdams. The drawings and computations shall be prepared and stamped by a Registered Professional Engineer in the State of Florida and shall be in sufficient detail to disclose the method of operation for each of the various stages of construction, if required, for the completion of the pipeline and substructures.

B. Dewatering, Drainage and Flotation

1. The Contractor shall construct and place all pipelines, concrete work, structural fill, bedding rock and limerock base course, in-the-dry. In addition, the Contractor shall make the final 24" of excavation for this work in-the-dry and not until the water level is a minimum of 18 below proposed bottom of excavation.
2. The Contractor shall, at all times during construction, provide and maintain proper equipment and facilities to remove promptly and dispose of properly all water entering excavation and keep such excavations dry so as to obtain a satisfactory undisturbed subgrade foundation condition until the fill, structure, or pipes to be built thereon have been completed to such extent that they will not be floated or otherwise damaged by allowing water levels to return to natural elevations. At all times during the construction operations, the groundwater levels shall be maintained at an elevation 18 inches below the lowest level where structures are being installed.
3. Dewatering shall at all times be conducted in such a manner as to preserve the natural undisturbed bearing capacity of the subgrade soils at proposed bottom of excavation.
4. Wellpoints may be required for dewatering the soil prior to final excavation for deeper in-ground structures or piping and for maintaining the lowered groundwater level until construction has been completed to avoid the structure, pipeline, or fill from becoming floated or otherwise damaged. Wellpoints shall be surrounded by suitable filter sand and no fines shall be removed by pumping. Pumping from wellpoints shall be continuous and standby pumps shall be provided.
5. The Contractor shall furnish all materials and equipment to perform all work required to install and maintain the proposed drainage systems for handling groundwater and surface water encountered during construction of structures, pipelines and compacted fills.
6. Where required, the Contractor shall provide a minimum of two operating groundwater observation wells at each structure to determine the water level during

construction of the pipeline or structure. Locations of the observation wells shall be at structures and along pipelines as approved by the County prior to their installation. The observation wells shall be extended to 6 inches above finished grade, capped with screw-on caps protected by 24" x 24" wide concrete base and left in place at the completion of this Project.

7. Prior to excavation, the Contractor shall submit his proposed method of dewatering and maintaining dry conditions to the County for approval. Such approval shall not relieve the Contractor of the responsibility for the satisfactory performance of the system. The Contractor shall be responsible for correcting any disturbance of natural bearing soils for damage to pipeline or structures caused by an inadequate dewatering system or by interruption of the continuous operation of the system as specified.
8. As part of his request for approval of a dewatering system, the Contractor shall demonstrate the adequacy of the proposed system and wellpoint filter sand by means of a test installation. Discharge water shall be clear, with no visible soil particles in a one-quart sample. Discharge water shall not flow directly into wetlands or Waters of the State as defined by FDEP and SWFWMD.
9. During backfilling and construction, water levels shall be measured in observation wells located as directed by the County.
10. Continuous pumping will be required as long as water levels are required to be below natural levels.

PART 2 PRODUCTS

2.01 MATERIALS

A. General

1. Materials for use as fill and backfill shall be described below and shall be from an FDOT certified pit. For each material, the Contractor shall notify the County of the source of the material and shall furnish the County, for approval, a representative sample weighing approximately 50 pounds, at least ten calendar days prior to the date of anticipated use of such material.
2. Additional materials shall be furnished as required from off-site sources and hauled to the site.

B. Bedding - shall conform to FDOT Standard Specifications for Road and Bridge Construction, Section 901 Coarse Aggregate, and shall be either coarse aggregate of Size No. 57 or coarse sand of Size No. 9. Washed shell size No.57 may be used as an alternate bedding material.

C. Structural Fill

1. Structural fill in trenches shall be used below spread footing foundations, slab-on-grade floors and other structures as backfill within three feet of the below grade portions of structures.

2. Shall be either soil classification A-1, A-2 or A-3, per AASHTO M-145, and shall be free of organic matter, lumps of clay or marl, muck, compressible materials, and rock exceeding 2.5 inches in diameter. Broken concrete, masonry, rubble or other similar materials shall not be used as backfill. Minimum acceptable density shall be 98 percent of the maximum density as determined by AASHTO T-180.
- D. Selected Common Fill - shall have the same material classification and requirements as Structural Fill, as described above.
- E. Common Fill
1. Shall be either soil classification A-1, A-2, A-3, A-4, A-5 or A-6, per AASHTO M-145, and shall be free of organic matter, lumps of clay or marl, muck, compressible materials and rock exceeding 2.5 inches in diameter. Broken concrete, masonry, rubble or other similar materials shall not be used as backfill.
 2. Material falling within the above specification, encountered during the excavation, may be stored in segregated stockpiles for reuse. All material which, in the opinion of the County, is not suitable for reuse shall be spoiled as specified herein for disposal of unsuitable materials by the Contractor.
- E. Unsuitable Material - soil classification A-7 and A-8, per AASHTO M-145, shall not be used as backfill material.

PART 3 EXECUTION

3.01 EXCAVATION

- A. Excavate trenches and pits for structures to the elevations indicated on the construction drawings. Take special care to avoid over-excavating or disturbing the bottom of the trench or pit, so that the soil at the bottom of the hole remains in a naturally compacted condition. Excavate to widths sufficient to provide adequate working room to install the required structures. Do not excavate the final layer of soil to the designed grade until just before placing the bedding, foundation, pipe, structure, or masonry work required. Remove boulders, rocks, logs or any unforeseen obstacles encountered.
- B. In case the foundation soil found at the bottom of the trench or pit is soft, plastic or mucky, or does not conform to the soils classification specified as suitable foundation material, over-excavation to a greater depth will be required. Soils not meeting the classification required for foundation material shall be removed to a depth at least four inches below the bottom of the pipe, bedding or structure bottom elevation. Rock, boulders or other hard or lumpy material shall be removed to a depth 12 inches below the bottom of the pipe, bedding or structure bottom elevation. Remove muck, clay or other soft material to a depth as needed to establish a firm foundation.
- C. Where possible, the sides of trenches should be vertical up to at least the spring line of the installed pipe.
- D. Trench excavation shall be performed in accordance with Florida Statute Title XXXIII, Chapter 553, Part III, Trench Safety Act.

3.02 BACKFILLING

- A. Backfill materials shall be placed on solid, firm, naturally compacted or compacted to 98 percent of the maximum dry density of the material as determined by AASHTO T-180, dry or dewatered in place soil foundations.
- B. Where over-excavation is required due to nonconforming soil classification or rocky, unstable, or otherwise undesirable soil conditions, place Structural Fill or Selected Common Fill in the over-excavated zone up to the base of the bedding material layer. Compact the over-excavated zone to 98 percent of the maximum dry density of the material as determined by AASHTO T-180.
- C. When backfilling in an over-excavated zone where moist or watery conditions exist, backfill shall be coarse No. 9 sand or a mixture of No. 57 coarse aggregate with either No. 9 coarse sand, A-1, or A-3 material.
- D. After compaction, backfill material in the over-excavation zone shall form a solid and firm foundation on which to build up successive layers of backfill and structures.
- E. Bedding materials shall be placed on solid, firm soil foundations and shall be compacted to 98 percent of the maximum dry density of the material as determined by AASHTO T-180.
- F. Concrete and masonry structures shall be backfilled using Structural Fill. Backfilling and compaction shall be underneath the structure and carried up evenly on all walls of an individual structure simultaneously. The maximum allowable difference in backfill elevations shall be two feet. No backfilling shall be allowed against concrete or masonry walls until the walls and their supporting slabs have been in place at least seven days or until the specified 28-day strength has been attained. Compaction of Structural Fill underneath the base and along the walls shall be 98 percent of the maximum dry density of the material as determined by AASHTO T-180. The Structural Fill shall be either dried or shall have water added so that the moisture content of the material is within a range that will allow the required density to be achieved.
- G. Trenching backfill for pipe installation shall be Selected Common Fill for the pipe bedding zone. The pipe bedding envelope shall begin at the level four inches, six inches, or nine inches, depending on pipe diameter, below the bottom of the pipe, and shall extend vertically up to a level 12 inches above the top of the pipe. Where the in-place soil material within the four-inch, six-inch, or nine-inch pipe bedding zone beneath the bottom of the pipe meets the soil classification for Selected Common Fill, undercutting of the trench below the bottom of the pipe will not be required. In this case, loosen the soil in the bottom of the trench immediately below the middle third of the pipe diameter, and place the pipe upon it. Where the in-place soil material within the pipe bedding zone does not meet the soil classification for Selected Common Fill, undercutting shall be required, and the bedding zone shall be backfilled with Selected Common Fill. In this case, place the pipe bedding material and leave it in a moderately firm uncompacted condition under the middle third of the pipe diameter, and compact the outer portions of the trench bottom to 98 percent of the maximum dry density. Soils that were over-excavated due to rocky, soft or otherwise unsuitable soil foundation conditions shall also be replaced with Selected Common Fill. Compaction of Selected Common Fill shall be 98 percent of the maximum dry density as determined by AASHTO T-180. Such backfill material shall have an optimized moisture content that will allow the required density to be achieved.
- H. Pipe sections for gravity flow systems shall be laid with spigots downstream and bells upstream. Excavate for pipe bells before laying pipe. Lay pipe true to the lines and grades indicated on the construction plans. Place backfill material on both sides of the pipe and

compact to 98 percent of the maximum dry density of the material as determined by AASHTO T-180. Take special care to effectively fill and compact the material in the haunch areas under the sides of the pipe.

- I. For pipes that are not installed under roadways or driveways, trenching backfill for pipe installation shall be Common Fill above the pipe envelope zone and shall be compacted to 95 percent of the maximum dry density of the material as determined by AASHTO T-180, and shall have moisture content optimized to allow the required density. For pipes that are installed under roadways or driveways, trenching backfill for pipe installation shall be Selected Common Fill above the pipe envelope zone and shall be compacted to 98 percent of the maximum dry density of the material as determined by AASHTO T-180, and shall have moisture content optimized to allow the required density. Selected Common Backfill shall be placed in layers not to exceed 6 inches. Common Backfill shall be placed in layers not to exceed 12 inches.
- J. Backfill compaction tests shall be performed every 500 feet in pipe line trenches and for every utility structure. Test reports shall be presented to the County Inspector.

3.03 GRADING AND CLEAN UP

- A. Surplus and unsuitable soil materials not used on-site shall be removed and disposed of off-site in a manner that is consistent with state and local regulations. In no case shall surplus or unsuitable material be deposited on-site or on adjacent lands.
- B. The surface of backfilled areas shall be graded smooth and true to the lines and grades indicated on the construction plans. No soft spots or uncompacted areas shall be allowed in the work.
- C. Upon completion of the work, leave the work areas and all adjacent areas in a neat and presentable condition, clear of all temporary structures, rubbish and surplus materials. Pile any salvageable materials that have been removed in neat piles for pickup by County crews, unless otherwise directed.

END OF SECTION

SECTION 02325 ROAD AND RAILROAD CROSSINGS

PART 1 GENERAL

1.01 SCOPE OF WORK

The Contractor shall furnish all labor, equipment, materials and incidentals required to install road or railroad crossings as shown on the Drawings and as specified herein.

1.02 OPERATIONS ON MANATEE COUNTY OR STATE OF FLORIDA PROPERTY

- A. All work affecting Manatee County, Florida Department of Transportation, any other governmental agency's right-of-way or facilities, or railroad right-of-way shall be carried out to the full satisfaction of the applicable Department's authorized representative. The Contractor shall be responsible to meet any and all requirements of the Department of Transportation, railroad, or other agency pertaining to the specific project and shall conduct all his work accordingly.
- B. Prior to the start of the jacking operation, a detailed jacking plan shall be submitted to the County for review and approval. No work shall be permitted until the submittals are accepted. A Bore Path Report shall be submitted with in three (3) days of completion of the bore.
- C. Prior to construction, a minimum of three working days written notice prior to start of the actual work shall be given to the County and to the Florida Department of Transportation or other applicable agency.
- D. The Contractor shall install, maintain and leave in place any sheeting, underpinning, cribbing and other related items (other than that required for the jacking pits) to support any structures or facility on the right-of-way owned by either Manatee County, Florida Dept. of Transportation or other governmental agency or railroad entity. The Contractor, at his expense, may be directed by the Department of Transportation, other applicable agency, or the County, to leave sheeting in place.
- E. The Contractor shall perform all necessary soil test borings to determine actual soil conditions and shall utilize the results of said borings to determine the procedures required for each jack and bore operation, including, but not limited to, the presence of rock and necessary dewatering requirements.
- F. No wires, equipment, or other appurtenances shall be permitted to be placed across or pass across State property without the express written permission of the Department of Transportation's authorized representative.
- G. All equipment used by the Contractor on State property may be inspected by the State and shall not be used if it is deemed unsatisfactory by an authorized State representative. State highways shall be kept free of obstructions at all times.
- H. No blasting shall be permitted under or adjacent to any State highways.
- I. The Contractor shall be responsible for all damages arising from his negligence or failure to comply with any State or Manatee County regulations or requirements or deviations from the Contract Documents.

- J. All State highway crossings shall be performed and completed in a manner fully satisfactory to the Department of Transportation and Manatee County.
- K. Traffic control requirements and procedures are detailed in Section 01570 of this specification.

1.03 SHOP DRAWINGS

The Contractor shall furnish working drawings showing all fabrication and construction details for the jacked crossings.

1.04 SUBMITTALS

- A. Contractor shall submit a Jacking Plan that includes the following:
 - 1. Site layout plan for entry and exit pit locations, drawn to scale, depicting the position of all required equipment, access points, existing facilities to remain in place, existing traffic lanes to be maintained in operation, office trailers and storage sites.
 - 2. Qualification information on jack/bore contractor.
 - 3. Manufacturer's information on equipment to be used.
 - 4. Methods and materials for retaining walls for jacking and receiving pits.
- B. Bore Report that details final alignment, dimensions, and record documentation.

PART 2 PRODUCTS

2.01 MATERIALS

Sleeve, carrier pipe, skids, insulation, bulkheads, etc. shall be per contract plans.

PART 3 EXECUTION

3.01 JACKING SLEEVE

- A. The Contractor shall provide all labor, material, equipment and appurtenances required for jacking the sleeves beneath the roadway or railroad tracks. The steel sleeve shall be welded steel pipe and jacked in one continuous operation at the locations shown on the drawings. Once the operation starts, jacking shall not be discontinued. Proper alignment and elevation of the sleeves shall be consistently maintained throughout the jacking operation.
- B. The Contractor shall shore the jacking pits with sheeting or such other materials as required. Sheeting shall be driven to a sufficient depth below the invert of the steel sleeve to resist any pressure developed by the soil outside the jacking pit. Sheeting shall terminate not less than 3-feet, 6-inches above existing grade.
- C. The sections of steel sleeve shall be field welded in accordance with the applicable portions of AWWA C-206 for field welded water pipe joints. Steel sleeve shall receive one coat of Tnemec 46H-413 Hi-Build Tnemec-tar applied in accordance with manufacturer's recommendation.
- D. At the completion of the jacking operations, the Contractor shall be required to leave all sheeting in place. The top of the sheeting shall be cut off 36-inches below finished grade.

- E. The Contractor shall be responsible for preventing voids outside the steel sleeves. Should they occur, the Contractor may be directed to fill them with grout in a method approved by the County. The Contractor shall exercise care in the sleeve removal to prevent voids.
- F. The Contractor shall be responsible for furnishing, installing and removing the thrust block or restraint which was employed in driving the sleeve forward. No additional payment for the jacking restraint shall be made other than the unit price for this item. The entire jacking operation shall be discussed and accepted by the County prior to commencing jack and bore operation. After completion, the backup structures shall be removed in part or whole to permit construction of the pipeline in the sleeve.

3.02 INSTALLING PIPE IN SLEEVE

- A. The Contractor shall install the pipe in full conformity with the Contract Documents. The pipe shall be installed to the lines and grades required within the sleeve and placed to the approval of the County. The pipe shall be braced to the side and the top of the sleeve to prevent flotation or motion.
- B. A bulkhead shall be placed at the ends of the sleeve to keep the surrounding soil and material from migrating into the voids in the sleeve.

3.03 TESTING

The pipe shall be tested as provided in the Contract Document.

END OF SECTION

SECTION 02616 DISINFECTING POTABLE WATER PIPE LINES

PART 1 GENERAL

1.01 SCOPE OF WORK

The Contractor shall furnish all labor, materials, equipment and incidentals required to clean and disinfect potable water pipe lines. This work is required to place all types of pipe into service as potable water lines.

1.02 CLEANING WATER MAINS

At the conclusion of the work, the Contractor shall thoroughly clean all of the new pipes to remove all dirt, stones, pieces of wood or other material which may have entered during the construction period per Section 02618.

1.03 DISINFECTING & BACTERIOLOGICAL TESTING OF POTABLE WATER PIPE LINES

- A. All record drawing requirements must be submitted to the County prior to starting the bacteriological testing of the water lines.
- B. After the new potable water pipelines have been hydrostatically tested, or after existing potable water pipelines have been modified or repaired, they shall be cleaned, disinfected and sampled and tested for the presence of coliform organisms in accordance with AWWA C651.
- C. The County Inspector shall have been notified and shall be present at the time of the introduction of the chlorine disinfectant and water from the supply system into the main.
- D. At the end of the chlorine contact period, the chlorine residual shall be determined by sampling and testing, and the results shall be reported to the regulatory agencies with the County and State. The pipelines shall then be flushed thoroughly with clean potable water until chlorine measurements show that the concentration is no higher than the chlorine concentration that is acceptable for domestic use.
- E. Discharge flows from cleaning or flushing operations, and heavily chlorinated water from disinfecting operations, shall be disposed of in a manner consistent with US EPA, FDEP and SWFWMD regulations. Chapter 62-302 F.A.C. water quality standard for residual chlorine in Class III waters is <0.01 mg/L (ppm).
- F. After final flushing and before the new main is connected to the distribution system, sampling and analysis of the replacement water shall be performed by an approved laboratory or by the Department of Health. Sampling locations shall be as required by AWWA C651 or as determined by the FDEP representative. Pipelines that are tested and return an unsatisfactory test result shall be reflushed and resampled, or re-disinfected, or otherwise reconditioned, until a satisfactory result is attained.
- G. No potable water main shall be placed into service until the results of the bacteriological tests are satisfactory and the FDEP has provided the County with a written letter of acceptance. Potable water services, fire service, and fire hydrant leads that are exempt from a permit from the FDEP but still require bacteriological sampling in accordance with Chapter 62-555, Florida Administrative Code, shall not be placed into service until the results of the

bacteriological tests are satisfactory and the Manatee County Public Works Engineering Department has provided written acceptance.

- H. Special disinfecting procedures when approved by the County, may be used where the method outlined above is not practical.

END OF SECTION

SECTION 02617 INSTALLATION AND TESTING OF PRESSURE PIPE

PART 1 GENERAL

Reference Section 1.9, Installation of Pipelines in the Manatee County Public Works Utility Standards Part 1-Utility Standards Manual.

1.01 GENERAL

- A. Furnish and install pipe, fittings, valves, fire hydrants, services, and all other appurtenances and incidentals complete and in-place as required by the construction drawings.
- B. Where potable or reclaimed water mains are to be installed under pavement, in parking lots, etc., the main shall be DI or protected by a steel casing pipe.
- C. All pipe crossing state or federal roads or local arterials & thoroughfares shall be installed in a casing pipe.
- D. Services under any kind of pavement shall be Type "L" copper or Schedule 40 stainless steel.
- E. Water mains 16-inches and larger shall be ductile iron. High density polyethylene or PVC (for 16" only). The use of HDPE pipe must be authorized by the County prior to ordering and installation.
- F. Soil testing in accordance with AWWA C105 shall be performed during the design phase to determine if the soil is corrosive to ductile iron pipe. One (1) soil test shall be performed for pipe lengths under 500 lineal feet, with an additional soil test every 500 of additional ductile iron pipe to be installed. The soil testing shall be performed by a Florida licensed geotechnical engineering and signed and sealed report shall be supplied to the County for review prior to installation of the ductile iron pipe for evaluation. The soil testing results shall be used to determine if additional requirements for the installation of ductile iron pipe and/or the restrained joints is warranted.
- G. Ductile iron pipe, with gasket materials as required in these Standards, shall be used in soil that is contaminated with low molecular-weight petroleum products, aromatic hydrocarbons, chlorinated hydrocarbons or organic solvents.
- H. Trees shall not be planted or located within 10 feet of any potable water main, reclaimed water main, sanitary force main or gravity sanitary sewer main that is owned and maintained by County. With prior approval, an approved root barrier may be used with 5 feet of clearance.
- I. All distribution waterlines that enter private property become private lines and shall have a back-flow preventer installed at the right-of-way. BFP can be part of a meter assembly or a BFP / detector check assembly.

1.02 HANDLING AND STORAGE

- A. Prior to installation, all pipe and fittings shall be inspected. Cracked, broken, or otherwise defective materials not in compliance with these standards shall not be used and shall be removed from the project site.

- B. The pipeline installer shall take care in the handling, storage and installation of the pipe and fittings to prevent injury to the materials or coatings. Use proper implements, tools and facilities for the safe and proper protection of the work. Lower the pipe and fittings from the truck to the ground and from the ground into the trench in a manner to avoid any physical damages. Under no circumstances shall the pipe or fittings be dropped onto the ground or into the trenches.
- C. The pipeline installer shall not distribute material on the job site faster than it can be used to good advantage. Unless otherwise approved by the County, installer shall not distribute more than one week's supply of material in advance of laying. Any materials not to be installed within two weeks of delivery shall be protected from the sunlight, atmosphere and weather by suitable enclosures or protective wrapping until ready for installation. Stored PVC pipe shall be placed on suitable racks with bottom tiers raised above the ground to avoid damage. Storage of pipe on the job site shall be done in accordance with the pipe manufacturer's written instructions.

1.03 SURVEY MARKINGS

- A. As a marker for the Surveyor, a PVC pipe marker or 2" x 4" marker shall be inserted by the Contractor on the top of pipe for potable water mains, reclaimed water mains and sanitary force mains at intervals no greater than 200 feet apart and at locations where there is a substantial grade change. The pipe markers shall indicate the pipe diameter and shall be labeled PWM in "safety" blue, RWM in purple, and FM in green, for potable water mains, reclaimed water mains and sanitary force mains, respectively. The Contractor is responsible for making the aforementioned markers available to the Surveyor. The Contractor shall field locate the mains and fittings when markers are not made available to the Surveyor.
- B. As a marker for the Surveyor, a PVC pipe marker or 2" x 4" marker shall be inserted by the Contractor on the top of all pipe fittings (other than sanitary sewer service wyes, potable water saddles and reclaimed water saddles). The markers for fittings shall indicate the type of fitting and shall be labeled PWF in "safety" blue, RWF in purple, and FMF in green, for potable water fittings, reclaimed water fittings, and sanitary force main fittings, respectively. The Contractor is responsible for making the aforementioned markers available to the Surveyor. The Contractor shall field locate the mains and fittings when markers are not made available to the Surveyor.
- C. A PVC pipe marker or 2" x 4" marker shall be inserted by the Contractor at the beginning and end of each horizontal directional drill (HDD). The HDD Contractor shall provide a certified report and bore log indicating the horizontal and vertical location every 25 linear feet or less along the pipe.
- D. A 2" PVC pipe marker with a painted end cap shall be inserted by the Contractor at the ROW line indicating each individual new service location or stub out. The marker shall be a 6 foot length of PVC pipe inserted 2 feet into the ground and shall be painted "safety" blue for potable water, purple for reclaimed water, and green for sewer.

1.04 PROCEDURE FOR TESTING WATER LINES, FORCE MAINS AND RECLAIMED WATER LINES

- A. A 48-hour notice is needed prior to testing. A letter stating the reasons testing should be scheduled ahead of other jobs must accompany all emergency testing requests.

- B. County and Contractor must be present for all testing, except for testing tapping valves and sleeves.
- C. HYDROSTATIC TESTING
 1. Refer to Manatee County Public Works Utility Standards Part 1-Utility Standards Manual Section 1.8.7.

1.05 INSPECTION/TESTING PROCEDURE COVERING BORED PIPE LINES OR CASING AND CONDUITS INSTALLED ACROSS PREVIOUSLY TESTED AND/OR COUNTY ACCEPTED WATER AND SEWER PIPE WITHIN DEVELOPMENT PROJECTS UNDER ACTIVE CONSTRUCTION

- A. Prior to testing water and sewer lines, every effort will be made to install sleeves for underground utilities that will cross these water and sewer lines or services.
- B. Where it has not been possible to pre-install sleeves prior to testing and bores or conduits are required, it is the responsibility of the utility company and/or their Contractor performing the work to provide Manatee County Utility Operations Department or the Engineer of Record with accurate horizontal and vertical as-built information of the sleeves, bores and conduits installed by said utility company. This applies to all bores and conduits crossing water and sewer lines.
- C. Procedures to be followed for installation of conduits, pipe lines and bores that will cross, or be closer than 5'-0" horizontally and 18 inches vertically to, previously tested water and sewer lines that are still under the ownership of the developer/contractor.
 1. Notify the County and obtain the best as-built information available. Allow sufficient time for the County to field locate the existing pipe lines.
 2. Submit drawings of proposed location to the County and Manatee County Utility Operations Dept. Utility Locations Section for review.
 3. Obtain a County Right-of-Way Use Permit if the work area is within a dedicated area of right-of-way.
 4. Perform installation in the presence of a County representative. Call (941) 792-8811, ext. 5061 or ext. 5069 with at least two (2) working days notice.
 5. Submit two (2) copies of as-built information to the County to incorporate into the record drawings to be submitted to the County.
 6. Failure to follow steps 2) thru 5) will result in additional charges for retesting the previously tested water and sewer lines.
- D. Procedures to be followed for installation of conduits, pipe lines and bores crossing or closer than 5'-0" horizontally and 18 inches vertically to previously tested water and sewer lines that have been previously accepted by Manatee County:
 1. Obtain record drawing information from the County.
 2. If roadway has been dedicated to Manatee County, obtain Right-of-Way Use Permit and copy the Project Management Department Locations Section with proposed location drawing.
 3. Follow procedures in "Sunshine State One-Call", paying special attention to the requirements of Section VII.
- E. Should water or sewer lines be damaged during the bore pipe line or casing installation, the cost of any repairs and retesting will be paid for by the utility company that installed the bore. The actual clearance between a bored casing crossing a water or sewer pipe should not be

less than 18 inches.

1.06 DETECTION

- A. Direct buried pipe shall have 3" detectable metallic tape of the proper color placed directly above the pipe and 12" below finished grade or 6" detectable tape between 12" and 24" below finished grade.
- B. Direct buried or horizontal directional drilled non-metallic pipe shall also have tracer wire installed along the pipe alignment. The tracer wire to be used shall be a solid, 10 gauge, high strength, copper clad steel wire with a polyethylene jacket of appropriate color manufactured by Copperhead Industries or Manatee County approved equal.

END OF SECTION

SECTION 02618 PIPELINE CLEANING

PART 1 GENERAL

1.01 SCOPE OF WORK

- A. The Contractor shall furnish all labor, materials, equipment and incidentals required to clean all new lines 4" and larger, and existing pipelines as specified in this specification and as indicated on the Drawings.
- B. This work shall include the furnishing and installation of all pig launching and retrieval devices and the appropriate pigs for the cleaning procedure, and all necessary excavations, shutdowns, fittings and valves required.

1.02 RELATED WORK

- A. The contractor is responsible for all necessary supply water.
- B. The contractor is responsible for all necessary bypass pumping.
- C. The contractor is responsible for the proper disposal of any materials removed from the pipe lines as a result of the cleaning procedure.

1.03 SUBMITTALS

- A. The Contractor shall submit prior to construction, a cleaning plan, Shop Drawings, and layout diagram for approval to the County.
- B. The Contractor shall submit to the County a list of materials to be furnished, and the names of suppliers.

1.04 QUALIFICATIONS

- A. The Contractor performing this work shall be fully qualified, experienced and equipped to complete this work expeditiously and in a satisfactory manner.
- B. The Contractor shall also be capable of providing crews as needed to complete this work without undue delay.
- C. The County reserves the right to approve or disapprove the Contractor, based on the submitted qualifications.

PART 2 PRODUCTS

2.01 GENERAL

- A. The contractor shall be responsible for furnishing pigs in sufficient numbers and sizes, of appropriate densities, coatings and configurations to properly clean the piping systems.
- B. All pigs used for the cleaning of sewer or reclaimed water lines shall not be used in the cleaning of potable water lines.

2.02 MATERIALS

- A. The pig launching and retrieval equipment shall be of the latest design and construction and shall include the means to maintain constant monitoring of the in-line flows and pressures of the system being cleaned and the constant location of the cleaning pigs in the system. Launching and retrieval systems shall be fabricated, designed and manufactured according to ANSI standards and capable of withstanding working pressures of 150 psi. Launching and receiving devices shall be sized one diameter larger than the system to which it will be attached with a minimum length of 2.5 times the diameter.
- B. The contractor shall have available for immediate use an electronic pig detector for use in the system being cleaned to provide a means of tracking the passage of the pig in the system to locate areas of potential or suspected blockage and other disparities in the system.
- C. The pig shall be constructed of elastomer polyurethane with an open cell construction and a density equal to or suitable for use in the piping system being cleaned. Pig configuration shall consist of a parabolic nose with a concave base and coated with a resilient surface material that will maintain a peripheral seal and will effectively clean the piping system without over abrading the interior pipe wall. Pig characteristics shall include the ability to navigate through 90 degree bends, 180 degree turns, bi-directional fittings, full port valves, reduce its cross sectional area and return to its original design configuration and be propelled by hydraulic pressure.

PART 3 EXECUTION

3.01 PIPELINE CLEANING

- A. The cleaning of the pipe line shall be done by the controlled and pressurized passage of a polyurethane pig of varying dimensions, coatings and densities as determined by the County through the piping system.
- B. A series of pigs shall be entered into the system at a point as near to the beginning as is logistically and mechanically feasible.
- C. A launching assembly shall be used as the entrance point for the pig. This assembly shall allow for the following:
 - 1. The entering of pigs into the system by providing the means to induce flow from an external source, independent of the flows and pressures immediately available from the system, on the back of the pig to develop sufficient pressure to force the pig through the system.
 - 2. A means to control and regulate the flow.
 - 3. A means to monitor the flows and pressures.
 - 4. A means to connect and disconnect from the system without any disruption to the operation of the system.
- D. The pig shall be removed or discharged from the system at a point as near to the end as is logistically and mechanically feasible.
- E. The contractor shall be responsible for the retrieval of the pig at the discharge point. This may include setting a trap that will not disrupt normal flow and operations but will capture the pig and any debris. A retrieval assembly may also be used but said assembly shall be able to connect and disconnect from the system without any disruption to the operation of

the system.

- F. Alternative launching and retrieval methods shall be done with the prior approval of the County.
- G. Any pig that cannot progress through the piping system shall be located by the contractor and removed by excavation of the pipe in order to remove the blockage. All pipe repairs shall be the responsibility of the contractor and shall be performed with as little disruption to the system as possible.
- H. Any increase in pressure that cannot be accounted for, i.e. fittings or valves or additional cleaning runs, shall be investigated, per the Engineers' approval, by locating the pig at the beginning of the increased pressure and excavating to determine the cause of the pressure increase. All pipe repairs shall be the responsibility of the contractor and shall be performed with as little disruption to the system as possible.
- I. Final flushing of the cleansed lines shall be performed after the last successful run of the pig as determined by the County. The contractor shall be responsible for all applicable flushing and disinfection requirements for potable water lines.

3.02 ACCEPTANCE

- A. The contractor shall maintain and provide a report at the end of the cleaning procedure containing the following:
 - 1. The pressures in the pipe during the pigging procedure.
 - 2. Any inline problems encountered during the procedure including all excavations with detailed locations, reason for the excavation and any corrective measures taken to the pipeline.
 - 3. A record of the pigs used, their sizes, styles and other pertinent information regarding what materials were used during the cleaning.
 - 4. An analysis of the condition of the pipeline before and after the cleaning procedure.

END OF SECTION

SECTION 02619 HORIZONTAL DIRECTIONAL DRILLING

PART 1 GENERAL

1.01 SCOPE

The Contractor shall furnish all labor, materials, equipment and incidentals required to install all pipe, fittings and appurtenances as shown on the Drawings and specified in the Contract Documents by Horizontal Directional Drilling (HDD).

1.02 GENERAL

- A. All existing structures, water and sewer lines, storm drains, utilities, driveways, sidewalks, signs, mail boxes, fences, trees, landscaping, and any other improvement or facility in the construction area that the Contractor disturbs for his own construction purposes shall be replaced to original condition at no additional cost to the County.
- B. For "Navigable Waters of the U.S." reference 33 of the Code of Federal Regulations, Part 329.
- C. For "Waters of the U.S." reference 33 of the Code of Federal Regulations, Part 323.
- D. For "Waters of the State" reference Section 62-301 of the Florida Administrative Code.

1.03 TESTING

- A. In place soil compaction tests shall be performed by a qualified testing laboratory.
- B. Compaction tests shall be taken at every excavation, except in the road crossings or road shoulders; tests are to be taken according to current FDOT Standards.
- C. All pipe shall be tested in accordance with the appropriate material specifications.
- D. Reference Standards: American Society for Testing and Materials (ASTM), D1557, Moisture-Density Relations of Soils Using 10-lb. Rammer and 18-in. Drop.
- E. The density of soil in place shall be a minimum of 95 percent in accordance with ASTM test 1557-70T, Method A or C.

1.04 QUALIFICATIONS

- A. Pipe Manufacture: All pipe and fittings shall be furnished by a single manufacturer who is fully experienced, reputable and qualified in the manufacture of the items to be furnished.
- B. Drilling Supervisor: The Contractor shall provide a competent boring specialist who shall remain on the project site during the entirety of the directional boring operation. This includes, but is not limited to, drilling fluid preparation, seaming, boring and pulling. The boring specialist shall have a minimum of five years of experience in supervising directional bores of similar nature, diameter, materials and lengths.
- C. Pipe Fusion: All boring and fusing equipment shall be certified for operation. The Contractor responsible for thermal butt fusing pipe and fittings shall have manufacturer certification for performing such work or a minimum of five years of experience performing this type of work.

If no certification is available, written documentation of the required work experience shall be submitted for approval.

- D. Drilling Fluid Specialist: The personnel responsible for supervising the supply, mixing, monitoring fluid quality, pumping and re-circulation system proposed for the drilling fluid shall have a written certification issued by the Drilling Fluid manufacturer for performing such work or a minimum of five years of experience performing this type of work. If no certification is available, written documentation of the required work experience for the proposed personnel shall be submitted for review and approval.

1.05 SUBMITTALS

- A. Detailed description including specifications and catalog cuts for:
1. Shop drawings and catalog data for all HDD equipment.
 2. The pipe manufacturer's maximum degree of radial bending allowed for the pipe when full and when empty and pullback force recommended setting.
 3. Steering and tracking devices including specific tracer wire.
 4. Drilling fluids; the drilling fluid submittal shall include the ratio of mixture to water, including any additives, based on the Contractor's field observations prior to construction, knowledge and experience with drilling in similar conditions, and any soil data provided in the Contract Documents, which shall be verified by the fluid specialist.
 5. Shop drawings for the breakaway swivel, including the method of setting the swivels' break point and set point to be used.
 6. Shop drawings for sizing of the mandrel for pull through testing
 7. Pipe assembly procedure, details of support devices, and staging area layout including methods to avoid interference with local streets, driveways, and sidewalks.
 8. Details of pipe fusion procedures and copies of the fusion technician qualification certification or documentation.
 9. Drilling fluid technician qualification certification or documentation
- B. If the Contractor proposes any changes to the pull-back distance or profile shown on the drawings, he may be required to submit a complete design for the proposed pipe including an analysis for pull-back forces, external loads including full hydrostatic pressure if empty, external forces due to borehole collapse, ovalization during pull-back, thermal stress while exposed to Sun-light, shortening after release of pull-back force, and tensile stress during pull-back.
- C. Bore Plan: For all contiguous piping installations over 300 feet in length or any installations for piping larger than 4" in diameter, the Contractor shall submit a Bore Plan that includes the following:
1. Contact information and experience for the drilling fluid specialist.
 2. The number of passes the bore will include to get the product pipe installed.
 3. The pilot bore and all reaming bore sizes including the final pullback with the product pipe.
 4. Drilling rod length in feet.
 5. The pilot bore, pre-ream bores (if any) and pullback production rate in minutes per (drilling) rod to maintain adequate mud flow.
 6. Details of the entry and exit pit locations along with entry and exit angles for the bore, drawn to scale, depicting the position of all required equipment, access points, existing facilities to remain in place, existing traffic lanes to be maintained in

- operation, office trailers and storage sites.
7. The method of fusing or joining pipe of adjacent bores to ensure that the joint is on grade with the installed pipe.
- D. Furnish a Bore Path Report to the County within seven days of the completion of each bore path. Data collected by the County Representative does not relieve the Contractor from the responsibility of recording his own data. Include the following in the report:
1. Location of project, project name and number
 2. Name of person collecting data, including title, position and company name
 3. Investigation site location (Contract plans station number or reference to a permanent structure within the project right-of-way)
 4. Driller's Log & identification of the detection method used
 5. Elevations and offset dimensions of installed pipe as referenced to the drawings
 6. Data log of pullback force during product pipe installation
 7. All failed bores. Include length of pipe left in place and explanation of failed installation.

PART 2 PRODUCTS

2.01 MATERIALS

- A. Incidental materials that may or may not be used to install the product depending on field requirements are not paid for separately and will be included in the cost of the installed product.
- B. Drilling Fluids shall use a mixture of bentonite clay or other approved stabilizing agent mixed with potable water with a pH of 8.5 to 10.0 to create the drilling fluid for lubrication and soil stabilization. Vary the fluid viscosity to best fit the soil conditions encountered. Contractor shall have appropriate additives for drilling fluid available for different soil conditions that may be encountered. Do not use any other chemicals or polymer surfactants in the drilling fluid without written consent from the County. Certify to the County in writing that any chemicals to be added are environmentally safe and not harmful or corrosive to the product pipe.
- C. For drilling operations that will be below waters of the State of Florida, only bentonite free drilling fluids shall be used. Acceptable products are BioMax, manufactured by M-I Swaco, Inc., P.O. Box 2216, Laurel, Mississippi 39440, Phone: (800) 731-7331 or Bio-Bore, manufactured by Baroid Drilling Fluids, Inc., P.O. Box 1675, Houston, Texas 77251, Phone: (731) 987-5900 or approved equal.
- D. Identify the source of water for mixing the drilling fluid. Approvals and permits are required for obtaining water from such sources as streams, rivers, ponds or fire hydrants. Any water source used other than potable water may require a pH test.
- E. The tracer wire to be used for all directional drills shall be a solid, 10 gauge, high strength, copper clad steel wire with a polyethylene jacket of appropriate color manufactured by Copperhead Industries or Manatee County approved equal.
- F. Breakaway connectors shall be supplied by DCD Design & Manufacturing, Condux International, Inc. or approved equal.

PART 3 EXECUTION

3.01 SITE CONDITIONS

- A. Carry out excavation for entry, exit, recovery pits, slurry sump pits, or any other excavation as specified in the Contract documents. Sump pits are required to contain drilling fluids if vacuum devices are not operated throughout the drilling operation, unless approved by the County.
- B. Within 48 hours of completing installation of the boring product, clean the work site of all excess slurry or spoils. Take responsibility for the removal and final disposition of excess slurry or spoils. Ensure that the work site is restored to pre-construction conditions or as identified on the plans.
- C. Exposure of product pipe to sunlight shall be limited to 14 consecutive days unless approved by the County.
- D. The pipe shall be supported at intervals along its length with rollers or Teflon pads to minimize frictional forces when being pulled, and to hold the pipe above the ground. Surface cuts or scratches greater than or equal to the maximum defect depth in 3.08 E are not acceptable.

3.02 DAMAGE RESTORATION & REMEDIATION

- A. The Contractor shall take responsibility for restoration for any damage caused by heaving, settlement, separation of pavement, escaping drilling fluid (frac-out), or the directional drilling operation, at no cost to the County.
- B. When required by the County, provide detailed plans which show how damage to any roadway facility will be remedied. These details will become part of the Record Drawings Package. Remediation Plans must follow the same guidelines for development and presentation of the Record Drawings. When remediation plans are required, they must be approved by the County before any work proceeds.
- C. For HDD operations that will be below waters of the State of Florida, the contractor shall be responsible for any damage caused by the drilling operation, including, but not limited to, fracturing of the channel bottom. Any State or Federal required environmental cleanup due to the release of drilling fluids into State waters shall be at the Contractor's expense. The Contractor may at his own expense increase the depth of his drilling operations upon the approval from the County.

3.03 QUALIFICATIONS FOR REJECTION OF DIRECTIONAL BORE

- A. The County may reject any portion of the work that is deemed to be non-responsive to the Contract requirements or not in conformance with approved plans and submittals, and for other factors including the following:
 - 1. Failed Bore: When there is any indication that the installed product has sustained damage, stop all work, notify the County and investigate damage. The County may require a pressure and / or mandrel test at no additional cost to the County and shall have a County representative present during the test. Perform all testing within 24 hours unless otherwise approved by the County. Furnish a copy of the test results and all bore logs to the County for review and approval. The County is allowed up to

5 working days to approve or determine if the product installation is not in compliance with the specifications.

2. Obstructions: If an obstruction is encountered during boring which prevents completion of the installation in accordance with the design location and specification, the pipe may be taken out of service and left in place at the discretion of the County.
3. Pull-back Failure: If the installed breakaway device should fail during pull back.
4. Loss of Drilling Fluids: If the drilling fluid is "lost" during the pull back of the product and cannot be regained within the required timeframe of the manufacturer or if more than a reasonable amount of fluid is used to fill an unknown void and flow cannot be regained. No pipe shall be pulled without visible flow of drilling fluid.
5. Test Failure: If the pipe shall fail a hydraulic pressure test or mandrel test as specified by the County.
6. Damaged Pipe: If at any time when the product is pulled back and any exposed areas have a greater than allowable "gouging" or visible marring of the pipe per the table in 3.08 E.
7. Alignment Tolerance Exceeded: If the vertical and horizontal limits are not within tolerances.
8. Defective Material: Any other defect in material or workmanship which would affect the quality, performance, or installation life of the installed pipeline.

- B. Remediation: All rejected bores shall be at the Contractors expense to correct and provide a satisfactory installed product. The Contractor shall submit to the County a revised installation plan and procedure for approval before resuming work. The County may require non-compliant installations to be filled with excavatable flowable fill or to be completely removed at no additional cost to the County.

3.04 PRODUCT LOCATING AND TRACKING

- A. The County recognizes walkover, wire line, and wire line with surface grid verification, or any other system as approved by the County, as the accepted methods of tracking directional bores. Use a locating and tracking system capable of ensuring that the proposed installation is installed as intended. The locating and tracking system must provide information on:
1. Clock and pitch information
 2. Depth
 3. Transmitter temperature
 4. Battery status
 5. Position (x,y)
 6. Azimuth, where direct overhead readings (walkover) are not possible (i.e. sub aqueous)
- B. Ensure proper calibration of all equipment before commencing directional drilling operation.
- C. Prepare the Driller's Log. Take and record alignment readings or plot points such that elevations on top of and offset dimensions from the center of the product to a permanent fixed feature are provided. Such permanent fixed feature must have prior approval of the County. Provide elevations and dimensions at all bore alignment corrections (vertical and horizontal) with a minimum distance between points of 10 feet. Provide a sufficient number of elevations and offset distances to accurately plot the vertical and horizontal alignment of the installed product.

- D. Installation Location Tolerances:
- a. It shall be the Contractors responsibility to notify the County when the pilot bore activities are taking place. The Contractor shall provide the County a printout of the completed pilot bore path for review prior to pull back of the product.
 - b. The location of the initial bored hole shall be deemed acceptable by the County if the deviations of the bore from the design alignment or approved adjustments do not exceed the following tolerances:
 1. Profile (vertical):
 - a. max. slope does not exceed 2% (2.0 feet within a length of 100 feet).
 - b. No reverse curvature within 200 feet
 - c. No vertical deviations greater than ten (10) percent of depth of cover over the length of the bore.
 2. Alignment (horizontal):
 - a. 3.0 feet within a length of 200 feet
 - b. No reverse curvature
 - c. Total deviation not to exceed 2.0 feet
 - c. If the pilot bore does deviate from the above criteria, the Contractor shall notify the County prior to pull back. The County, at its discretion, may require the Contractor to pull back and re-drill the pilot bore to correct any deviations.

3.05 PRODUCT BORE HOLE DIAMETER

Minimize potential damage from soil displacement/settlement by limiting the ratio of the bore hole to the product size. The size of the back reamer bit or pilot bit, if no back reaming is required, will be limited relative to the product diameter to be installed as follows:

Table 2-1. Recommended Relationship between Product Diameter and Reamed Diameter

Product Diameter	Reamed Diameter
< 8"	Diameter of product + 4"
8" - 24"	Diameter of product x 1.5
> 24"	Diameter of product + 12"
*Horizontal Directional Drilling Good Practices Guidelines - HDD Consortium	

3.06 EQUIPMENT REQUIREMENTS

- A. The HDD equipment selected by the Contractor shall be capable of drilling, steering, tracking, reaming and installing the pipeline through all the subsurface conditions that may be present at the site.
- B. Match equipment to the size of pipe being installed. Obtain the County's approval for installations differing from the above chart. Ensure that the drill rod can meet the bend radius required for the proposed installation.
- C. All HDD equipment shall have an electronic data logger to record pull back force during all pipe installations.
- D. All HDD equipment that has the capability to exceed the maximum recommended pulling

force shall have a breakaway swivel properly attached to the product pipe that will release if the pullback force exceeds the pipe manufacturers recommended pulling force.

3.07 THRUST / PULLBACK REQUIREMENTS

The Contractor shall provide as part of the required working drawings submittal complete data regarding the operational and maximum thrust or pulling forces to be used for the initial drill head and back-reamer installations, and the final pull-back of the pipe. Gages or other measurement tools shall be used to monitor the forces being used.

3.08 INSTALLATION PROCESS

- A. Ensure adequate removal of soil cuttings and stability of the bore hole by monitoring the drilling fluids such as the pumping rate, pressures, viscosity and density during the pilot bore, back reaming and pipe installation. Relief holes can be used as necessary to relieve excess pressure down hole. Obtain the County's approval of the location and all conditions necessary to construct relief holes to ensure the proper disposition of drilling fluids is maintained and unnecessary inconvenience is minimized to other facility users.
- B. The Contractor shall determine the pull-back rate in order to allow the removal of soil cuttings without building excess down-hole pressure and to avoid local heaving, or spills. Contain excess drilling fluids at entry and exit points until they are recycled and separated from excavated materials, or removed from the site or vacuumed during drilling operations. Ensure that entry and exit pits and storage tanks are of sufficient size to contain the expected return of drilling fluids and soil cuttings. The bored hole shall always be maintained full of drilling fluids for support of surfaces, and the fluid re-circulation equipment shall operate continuously until the pipe installation is completed and accepted by the County.
- C. Ensure that all drilling fluids are disposed of or recycled in a manner acceptable to the appropriate local, state, or federal regulatory agencies. When drilling in suspected contaminated ground, test the drilling fluid for contamination and appropriately dispose of it. Remove any excess material upon completion of the bore. If in the drilling process it becomes evident that the soil is contaminated, contact the County immediately. Do not continue drilling without the County's approval.
- D. The timing of all boring processes is critical. Install a product into a bore hole within the same day that the pre-bore is completed to ensure necessary support exists. Once pullback operations have commenced, the operation shall continue without interruption until the pipe is completely pulled into the borehole.
- E. All prepared pipe that is being used for installation shall be adequately supported off the ground along the entire length to avoid damaging of the material during pullback due to ground surface conditions. Surface cuts or scratches greater than or equal to the maximum defect depth are not acceptable.

Pipe Size	Max. Defect Depth
In.	In.
4	1/16
6	1/11
8	5/32
10	3/16
12	1/4

- F. The drilling fluid specialist shall remain on the project site during the entirety of the directional boring operation to ensure proper mixture and production of drilling fluids needed for the bore.
- G. Upon successful completion of the pilot hole, the borehole shall be reamed to a minimum of 25 percent greater than the outside diameter of the pipe being installed.
- H. For bores with more than two radii of curvature (entrance and exit), the borehole should be reamed up to 50 percent larger than the outside diameter of the carrier pipe. Prereaming may be necessary dependent on size of material to be pulled.
- I. Additional passes for prereaming may be required for larger pipe. Incremental increases shall be used as needed until appropriate bore hole size has been achieved.
- J. Prereaming must be accomplished with no product attached to the reamer head on all bore pipe 6" and larger. The bore product maybe pulled back on final pass of prereaming upon prior approval from the County.
- K. After reaming the borehole to the required diameter, the pipe shall be pulled through the hole. In front of the pipe shall be a breakaway swivel and barrel reamer to compact the borehole walls.
- L. The Contractor shall not attempt to ream at a rate greater than the drilling equipment and drilling fluid system are designed to safely handle.
- M. Install all piping such that their location can be readily determined by electronic designation (tracer wire) after installation.
 - 1. For all pipe installations, externally attach two (2) tracer wires; see Section 2.01 - Materials, Part I. above, to the top of product pipe and secure in place with duct tape or 10-mil thickness polyethylene pressure sensitive tape at every joint and at 5 foot intervals.
- N. Connect any break in the conductor line before construction with an electrical clamp, or solder, and coat the connection with a rubber or plastic insulator to maintain the integrity of the connection from corrosion. Clamp connections must be made of brass or copper and of the butt end type with wires secured by compression. Soldered connections must be made by tight spiral winding of each wire around the other with a finished length minimum of 3 inches overlap. Tracking conductors must extend 2 feet beyond bore termini. Test conductors for continuity. Each conductor that passes must be identified as such by removing the last 6 inches of the sheath. No deductions are allowed for failed tracking conductors. Upon completion of the directional bore, the Contractor shall demonstrate to the County that the wire is continuous and unbroken through the entire run of the pipe by providing full signal conductivity (including splices) when energizing for the entire run in the presence of the County Representative. If the wire is broken, the Contractor shall repair or replace it at no additional cost to the County.

3.09 PIPELINE TESTING

- A. HYDROSTATIC TESTING

1. Refer to Manatee County Public Works Utility Standards Part 1-Utility Standards Manual Section 1.8.7.

B. MANDREL DEFLECTION TESTING PROCESS

1. The deflection test for flexible pipe systems shall be performed by pulling a mandrel through the pipe line. The mandrel shall have a diameter equal to 80 percent of the inside diameter of the pipe system being tested. When the mandrel cannot be pulled through the pipe line the Contractor shall locate and correct the defect to the satisfaction of the County. After the defect is corrected and trench backfilled, the section of line shall then be retested to compliance.
2. Deflection tests shall be performed not sooner than 24 hours after completion of the pipe pull-back. The Contractor shall take measures to ensure the pipe is clean as not to interfere with the mandrel test.
3. The mandrel types that can be used are:
 - a. a rigid, nonadjustable, odd number of legs (9 legs minimum), mandrel having an effective length not less than its nominal diameter; and (2) be fabricated of steel, fitted with pulling rings at each end, stamped or engraved on some segment other than a runner indicating the pipe material specification, nominal size and be furnished in a suitable carrying case labeled with the same data as stamped or engraved on the mandrel.
 - b. If approved by the County, a smaller diameter piece of similar pipe material that is approximately double the nominal diameter in length and meets the 80% reduction of the inside diameter of the pipe being tested. The pipe length may need to be adjusted to ensure the pipe section cannot become skewed and become lodged; this may cause the test to fail.
4. The mandrel shall be pulled through the pipe by hand to ensure that maximum allowable deflections have not been exceeded or that "necking" has not occurred. Prior to use, the mandrel shall be inspected by County personnel. Use of an unapproved mandrel or a mandrel altered or modified after inspection will invalidate the test. If the mandrel fails to pass, the pipe will be deemed overdeflected or necked.
5. Overdeflected or necked pipe shall be abandoned and reinstalled. The replaced pipe shall be tested for deflection not sooner than 24 hours after installation.

D. The following deficiencies in the flexible pipe system installation shall be corrected by the Contractor at no cost to the County:

1. Overdeflections
2. Stretched or "Necked" Pipe
3. Damaged Pipe
4. Improper Pipe Welds
5. Infiltration Points
6. Debris in the line

E. The County will not accept a credit, maintenance bond, or any other form of compensation in lieu of corrective measures that may be required to correct any sections of flexible pipe system that are improperly installed or do not meet the requirements of these specifications.

In addition, all corrective measures proposed by the Contractor shall be approved by the County. In addition, should repairs of the flexible pipe system be accomplished by the use of any unauthorized materials or procedure, the County will require replacement of those substandard portions or repairs made to conform to the requirements of these specifications.

END OF SECTION

SECTION 02619A PIPE BURSTING OF GRAVITY SANITARY SEWER MAINS

PART 1 GENERAL

1.01 SCOPE

The Contractor shall furnish all labor, materials, equipment, tools, and all other required incidentals for the replacement of existing mains by Pipe Bursting method. The Pipe Bursting process is defined as the trenchless reconstruction of existing mains by the simultaneous insertion of liner pipe within the bore of the existing pipe, by breaking and expanding the existing pipe. The scope includes reconnection of existing service connections, television inspection of the newly rehabilitated pipe (if applicable), and complete installation in accordance with the contract documents.

1.02 GENERAL

- A. All existing structures, water and sewer lines, storm drains, utilities, driveways, sidewalks, signs, mail boxes, fences, trees, landscaping, and any other improvement or facility in the construction area that the Contractor disturbs for his own construction purposes shall be replaced to original condition at no additional cost to the County.

1.03 TESTING

- A. In place soil compaction tests shall be performed by a qualified testing laboratory.
- B. Compaction tests shall be taken at every excavation, except in the road crossings or road shoulders; tests are to be taken according to current FDOT Standards.
- C. All pipe shall be tested in accordance with the appropriate material specifications.
- D. Reference Standards: American Society for Testing and Materials (ASTM), D1557, Moisture-Density Relations of Soils Using 10-lb. Rammer and 18-in. Drop.
- E. The density of soil in place shall be a minimum of 98 percent in accordance with ASTM test 1557-70T, Method A or C. inside the right-of-way.
- F. The density of soil in place shall be a minimum of 95 percent in accordance with ASTM test 1557-70T, Method A or C. outside the right-of-way.

1.04 QUALIFICATION REQUIREMENTS

- A. The Contractor shall be certified by the manufacturer of the pipe bursting system that they are fully trained licensed installer of the manufacturer's pipe bursting system. Contractor must provide a letter to the County documenting this requirement.
- B. The Contractor shall have a minimum of three (3) years verifiable experience using the pipe bursting method while meeting the following criteria (based on pipe size for this particular job):
- A minimum total of 100,000 LF of completed pipe bursting footage.
 - A minimum total of 50,000 LF of upsizing where similar sized diameter increases have been successfully completed in pipe diameters of 8-inch to 12-inch range.
 - A minimum total of 25,000 LF of pipe bursting experience on diameters 18-inch and

larger.

- C. Personnel performing pipe bursting must be certified by the manufacturer of the pipe bursting system in having successfully completed training in:
 - Operating bursting head
 - Installing proposed replacement pipe.
 - Operation and maintenance of all equipment to be used
- D. Reference
 - Provide a list of minimum three previous projects completed in the last three years by the contractor/installer in where an existing main was successfully rehabilitated using the pipe bursting method. Include contact names, addresses and phone numbers of agencies involved.

1.05 WARRANTY

- A. In addition to the standard pipe warranty, the Contractor shall provide in writing a warranty for a period of three (3) years for all the work including material, installation, and pressure testing at no additional to the County.
- B. Unless otherwise specified, the warranty period shall begin after the Certificate of Acceptance is issued for the Contract.

1.06 SUBMITTALS

The Contractor shall furnish the following documents made in a timely manner so that project schedule can be met:

- A. Process Demonstration
 - 1. Submit detailed installation procedures including pipe bursting method to be used.
 - 2. Method of construction and restoration of existing water and/or sewer service connections. This shall include detail drawings and written description of the entire construction procedure to install pipe, bypass wastewater flow (if required), and reconnection of water and/or sewer service connections.
- B. Testing Documentations
 - 1. Television inspection reports along with video made after new pipe installation.

PART 2 PRODUCT

2.01 MATERIALS

- A. Liner Pipe shall be high-density polyethylene pipe and meet the applicable requirements of Section 02620 Polyethylene (PE) Pressure Pipe.
 - 1. Sizes of the insertions to be used shall be as shown on the plans or to renew the existing main to its original or greater than original flow capacity.

PART 3 EXECUTION

3.01 DELIVERY, STORAGE AND HANDLING

- A. Transport, handle and store pipe and fittings as recommended by manufacturer. If new pipe

and fittings become damaged before or during installation, it shall be repaired as recommended by the manufacturer or replaced as required by the County, at the Contractor's expense, before proceeding further. Deliver, store and handle other materials as required to prevent damage.

- B. Exposure of product pipe to sunlight shall be limited to 14 consecutive days unless approved by the County.
- C. The pipe shall be supported at intervals along its length with rollers or Teflon pads to minimize frictional forces when being pulled, and to hold the pipe above the ground. Surface cuts or scratches greater than or equal to the maximum defect depth in 3.08 E are not acceptable.

3.02 OBSTRUCTION REMOVAL

- A. Identify any point repairs required, such as dropped joints, intruding service connections, collapsed pipe, sags in main or any other obstructions prior to the pipe bursting process. The Contractor shall remove all obstructions to perform pipe bursting operation, as necessary.
- B. The contractor shall notify the inspector for approval to make an excavation after having exhausted all other options to remove any obstruction or retrieve any pipe bursting tool or camera from the existing main.

3.03 BY-PASS PUMPING

- A. The Contractor, when and where required, will divert wastewater flows for the cleaning, pipe bursting, television inspection, point repairs, obstruction removals, or other related work in this project as required to complete the work.
- B. The Contractor shall be responsible for continuity of water and sanitary sewer service to each facility connected to the section of existing main during the execution of the work.
- C. If sewage backup and/or spills occurs and/or enters buildings, the Contractor shall be responsible for clean up, repair, property damage cost and claims.

3.04 INSERTION PIT OR ACCESS PIT

- A. Insertion or access pits shall be efficiently located so that total the number of pits are minimized and footage of liner pipe installed in a single pull is maximized. Where possible, use existing manholes and excavations at point repair locations for insertion pits.
- B. To facilitate long insertion runs, intermediate insertion pits may be allowed at the most advantageous location to provide for replacement pipe to be installed in both directions. When insertion pits are required in the lanes of traffic, the operation shall be limited to one (1) lane of traffic or one-half (1/2) of the roadway, whichever is less.
- C. Insertion pits shall be only as large as required to accommodate the equipment. All pit dimensions and locations shall be approved by the County in writing, prior to beginning work.
- D. Manholes may be placed at insertion pit location as directed by the County.
- E. In the event the pipe bursting process requires the excavation of an insertion pit, the pipe through the pit shall be bedded in the required bedding material.

3.05 PIPE BURSTING AND LINER INSERTION

- A. Equipment used to perform the work shall be located away from buildings so as to minimize noise impact. Provide silencers or other devices to meet County noise ordinance.
- B. The Contractor shall install all pulleys, rollers, bumpers, alignment control devices and other equipment required to protect existing structures, and to protect the pipe from damage during installation. Lubrication may be used as recommended by the manufacturer. Under no circumstances will the pipe be stressed beyond its elastic limit.
- C. The installed pipe shall be allowed the manufacturer's recommended amount of time, but not less than four (4) hours, for cooling and relaxation due to tensile stressing prior to any reconnection of service lines, sealing of the annulus or backfilling of the insertion pit. Sufficient excess length of new pipe, but not less than four (4) inches, shall be allowed to protrude into a structure to provide for occurrence.
- D. Following the relaxation period, the annular space may be sealed. Sealing shall be made with materials approved by the County and/or his representative and shall extend a minimum of eight (8) inches into the structure wall in such a manner as to form a smooth, uniform, watertight joint.
- E. The new pipe shall be placed without damaging the pipe joints or completed pipe sections. Any pipe which has been damaged during installation shall be replaced by the Contractor.

3.06 PIPE JOINING

- A. The polyethylene pipe shall be assembled and joined at the site using the thermal butt-fusion method to provide a leak proof joint. Threaded or solvent-cement joints and connections are not permitted. All equipment and procedures used shall be used in strict compliance with the manufacturer's recommendations. Fusing shall be accomplished by personnel certified as fusion technicians by a manufacturer of polyethylene pipe and/or fusing equipment.
- B. The butt-fused joint shall be true alignment and shall have uniform roll-back-beads resulting from the use of proper temperature and pressure. The joint shall be allowed adequate cooling time before removal of pressure. When cool, all weld beads shall then be removed from both the inside and outside surface such that the joint surfaces shall be smooth. The fused joint shall be watertight and shall have tensile strength equal to that of the pipe. All joints shall be subject to acceptance by the County and/or his representative prior to insertion.
- C. All defective joints shall be cut out and replaced at no cost to the County. Any section of the pipe with a gash, blister, abrasion, nick, scar or other deleterious fault greater in depth than ten percent (10%) of the wall thickness, shall not be used and must be removed from the site. However, a defective area of the pipe may be cut out and the joint fused in accordance with the procedures stated above. In addition, any section of pipe having other defects such as concentrated ridges, discoloration, excessive spot roughness, pitting, variable wall thickness or any other defect of manufacturing or handling as determined by the County and/or his representative shall be discarded and not used.
- D. Terminal sections of pipe that are joined within the insertion pit shall be connected with a full circle pipe repair clamp. The butt gap between pipe ends shall not exceed one-half (1/2) inch.

3.07 EXTERNAL SERVICE CONNECTIONS

- A. In providing re-connection of existing services, select service connection pipe diameter must match existing service. Any existing sewer service smaller than 6" shall be upsize to minimum of 6".
- B. All service connections shall be identified, located and excavated prior to the pipe insertion to expedite reconnection. Upon commencement, pipe insertion shall be continuous and without interruption, except as approved by the County. Upon completion of insertion of the new pipe, the Contractor shall expedite the reconnection of services to minimize any inconvenience to the customers.
- C. At all points where the polyethylene pipe has been exposed, as in starter excavations, at service connection fittings, outside of manholes, etc., the Contractor shall encase the pipe and fittings in minimum of 6-inches of concrete or flowable backfill. If flowable backfill is used, the Contractor shall remove all debris, and create a void along each side of the pipe at the spring line to undisturbed soil, in preparation for the flowable backfill. Width of the void shall not exceed (main outside diameter + 2ft.) or (service line outside diameter + 2ft.).

3.08 FIELD TESTING

- A. Tests for compliance with this specification shall be made as specified herein and in accordance with the applicable ASTM Specification. A certificate with this specification shall be furnished, upon request, by the manufacturer for all material furnished under this specification. Polyethylene plastic pipe and fittings may be rejected for failure to meet any requirements of this specification.

3.09 POST-PIPE BURSTING TELEVISION INSPECTION (GRAVITY ONLY)

- A. Upon completion of pipe bursting operation and reconnection of the service laterals, the Contractor shall perform television inspection of the rehabilitated wastewater main.

3.10 FINAL CLEANUP

- A. Upon completion of installation, testing and inspection, clean and restore project area affected by work of this section.

END OF SECTION

SECTION 02620 POLYETHYLENE (HDPE) PIPE AND FITTING

PART 1 GENERAL

1.01 SCOPE OF WORK

- A. The Contractor shall furnish all labor, materials, equipment and incidentals required to install polyethylene pressure pipe, fittings and appurtenances as shown on the Drawings and specified in the Contract Documents and these Standards.
- B. Newly installed pipe shall be kept clean and free of all foreign matter & gouges.
- C. All pipe shall be correctly color coded / identified.

1.02 QUALIFICATIONS

All polyethylene pipe, fittings and appurtenances shall be furnished by a single manufacturer who is fully experienced, reputable and qualified in the manufacture of the items to be furnished.

1.03 SUBMITTALS

- A. The Contractor shall submit to the County, within ten days after receipt of Notice to Proceed, a list of materials to be furnished, the names of the suppliers and the appropriate shop drawings for all polyethylene pipe and fittings.
- B. The Contractor shall submit the pipe manufacturer's certification of compliance with the applicable sections of the Specifications.
- C. The Contractor shall submit shop drawings showing installation method and the proposed method and specialized equipment to be used.

PART 2 PRODUCTS

2.01 POLYETHYLENE PRESSURE PIPE

- A. Polyethylene pipe 4" diameter and larger shall be high-density bimodal PE3408/PE 100/PE4710 polyethylene resin with a minimum cell classification of 445574 per ASTM D3350, Class 160, DR 11, Performance Pipe DriscoPlex 4000, or an approved equal, meeting the requirements of AWWA C906. All pipe materials used in potable water systems shall comply with NSF Standard 61. Outside diameters of water, reclaimed water and pressure sewer HDPE pipes shall be ductile-iron sizing system (DIPS).
- B. Polyethylene pipe 3 inches in diameter (for potable water and reclaimed water), and 3 inches in diameter and smaller (for wastewater grinder pump force mains) shall be high-density PE 3408 polyethylene, per ASTM D2737, Pressure Class 160, iron pipe size (IPS) outside diameter, DR 11, Performance Pipe DriscoPlex 4100 or an approved equal, meeting the requirements of ASTM D 3035 and AWWA C901.
- C. Polyethylene tubing 2 inches in diameter and smaller for potable water and reclaimed water shall be high density PE 3408 polyethylene resin per ASTM D2737, Pressure Class 200, Copper Tube Size (CTS), SDR 9, Performance Pipe DriscoPlex 5100, Endot EndoPure, Charter Plastics or an approved equal, meeting the requirements of AWWA C901. Butt

fusion or CTS brass connections shall be used. All pipe materials used in potable water systems shall comply with NSF Standard 61.

2.02 JOINTS

- A. Where PE pipe is joined to PE pipe, it shall be by thermal butt fusion. Thermal fusion shall be accomplished in accordance with the written instructions of the pipe manufacturer and fusion equipment supplier. The installer of the thermal butt fused PE pipe shall have received training in heat fusion pipe joining methods and shall have had experience in performing this type of work.
- B. Flanged joints, mechanical joints and molded fittings for 4" and larger pipe shall be in accordance with AWWA C906. Mechanical joints and fittings for 3" and smaller pipe & tubing shall meet the requirements of: AWWA C901, ASTM D 3350 and ASTM D 3140.

2.03 DETECTION

- A. Direct buried HDPE pipe shall have 3" detectable metallic tape of the proper color placed directly above the pipe and 12" below finished grade or 6" detectable tape between 12" and 24" below finished grade.
- B. Direct buried or horizontal directional drilled HDPE pipe shall also have tracer wire installed along the pipe alignment. The tracer wire to be used shall be a solid, 10 gauge, high strength, copper clad steel wire with a polyethylene jacket of appropriate color manufactured by Copperhead Industries or Manatee County approved equal.

2.04 IDENTIFICATION

- A. Pipe shall bear identification markings in accordance with AWWA C906.
- B. Pipe shall be color coded blue for water, purple (Pantone 522 C) for reclaimed water or green for pressure sewer using a solid pipe color or embedded colored stripes. Where stripes are used, there shall be a minimum of three stripes equally spaced.

PART 3 EXECUTION

3.01 INSTALLING POLYETHYLENE PRESSURE PIPE AND FITTINGS

All polyethylene pressure pipe shall be installed by direct bury, directional bore, or a method approved by the County prior to construction. If directional bore is used, or if directed by the County, the entire area of construction shall be surrounded by silt barriers during construction.

3.02 INSPECTION AND TESTING

All pipelines shall remain undisturbed for 24 hours to develop complete strength at all joints. All pipelines shall be subjected to a hydrostatic pressure and leak testing. Refer to Manatee County Public Works Utility Standards Part 1-Utility Standards Manual Section 1.8.7.

END OF SECTION

**SECTION 02622 POLYVINYL CHLORIDE (PVC) PIPE AND FITTINGS
(AWWA SPECIFICATIONS C-900 & C-905)**

PART 1 GENERAL

1.01 SCOPE OF WORK

- A. Furnish all labor, materials, equipment and incidentals required to install the PVC piping, iron fittings and other appurtenances complete and ready for use as indicated on the construction drawings.
- B. Provide and install complete all fittings and appurtenances not noted specifically on the construction plans as required to complete the utility system in accordance with these Standards.

1.02 DESCRIPTION OF SYSTEM

The Contractor shall install the piping in the locations as shown on the Drawings.

1.03 QUALIFICATIONS

All plastic pipe, fittings and appurtenances shall be furnished by a single manufacturer who is fully experienced, reputable, qualified and specializes in the manufacture of the items to be furnished. The pipe and fittings shall be designed, constructed and installed in accordance with the best practices and methods and shall comply with these Specifications.

1.04 SUBMITTALS

- A. The Contractor shall submit shop drawings to the County including, but not limited to, dimensions and technical specifications for all piping.
- B. The Contractor shall submit to the County, samples of all materials specified herein.
- C. The Contractor shall submit and shall comply with pipe manufacturer's recommendation for handling, storing and installing pipe and fittings.
- D. The Contractor shall submit pipe manufacturer's certification of compliance with these Specifications.

1.05 TOOLS

The Contractor shall supply special tools, solvents, lubricants, and caulking compounds required for proper installation.

PART 2 PRODUCTS

2.01 MATERIALS

- A. Polyvinyl chloride (PVC) pressure pipe, 4 - 12 inches in diameter, shall be Class 235, DR 18, meeting the requirements of AWWA C900 used for potable and reclaimed water. Mains shall be cast-iron-pipe-equivalent outside diameters (also known as ductile iron pipe size (DIPS)). Each length of pipe shall be hydrostatically tested to four times its pressure class of the pipe by the manufacturer in accordance with AWWA C900.

- B. Polyvinyl chloride (PVC) pressure pipe, 14 inches in diameter, shall be ductile iron pipe size (DIPS) outside diameter and shall meet the requirements of AWWA C905. Pipe used in water, sewer, and reclaimed water service shall be DR 18 and Pressure Class 235. Each length of pipe shall be hydrostatically tested at twice its pressure class in accordance with AWWA C905. Pipe shall be furnished in standard lengths of approximately 20 feet.

PVC pipe shall not be used for potable and reclaimed water mains 16 inches and larger.

- C. Polyvinyl chloride (PVC) pressure pipe, 2-3 inches in diameter, shall be Pressure Rated 200, SDR21, conforming to ASTM D2241, and shall have Iron Pipe Size (IPS) outside diameters. SDR 21 PVC pipe 2-3 inches in diameter shall not be used for working pressures greater than 125 psi. PVC pipe shall not be used in applications, which require pipes that are less than 2 inches in diameter for wastewater force mains. PVC Pipe shall not be used in applications which require pipes that are less than 3 inches in diameter for potable water piping and reclaimed water piping.
- D. Standard PVC pressure pipe joints shall be bell and spigot push-on type with elastomeric ring seals. Ring seal gaskets used at push-on joints shall conform to ASTM F 477 and shall be EPDM rubber for potable and reclaimed water pipes.
- E. Lubricant furnished for lubricating the push-on joints in potable water pipes shall be nontoxic, water soluble, shall not support the growth of bacteria, shall have no deteriorating effects on the gasket or pipe material, and shall not impart color, taste, or odor to the water, and shall be an approved substance per NSF 61.
- F. Thrust restraint devices shall be provided at all horizontal and vertical bends and fittings, in casings under roads and railroads and at other locations as indicated on the construction drawings. Thrust restraint devices for PVC pipe and fittings shall be either concrete thrust blocks or restraining glands as manufactured by Star Pipe Products, Stargrip 3000 and 3100, Allgrip 3600, or as manufactured by EBAA Iron Sales, Megaflange, 2000PV or other approved equal restraining gland products. Restrained joints, where used, shall be installed at bend and fitting locations and at pipe joint locations both upstream and downstream from bends or fittings at distances as required by these Standards.
- G. All fittings for PVC pipe shall be ductile iron or gray iron with mechanical joints and shall conform to AWWA C110 or AWWA C153 and to the applicable sections of these Standards for ductile iron and gray iron fittings.
- H. All pipe materials used in potable water systems shall comply with NSF Standard 61.

PART 3 EXECUTION

3.01 INSTALLATION

The Contractor shall install the plastic pipe in strict accordance with the manufacturer's technical data and printed instructions.

3.02 DETECTION

- A. Direct buried pipe shall have 3" warning tape of the proper color placed directly above the pipe 12" below finished grade or 6" warning tape between 12" and 24" below grade.

- B. PVC pipe shall have a solid, 10 gauge, high strength, copper clad steel wire with a polyethylene jacket of appropriate color installed along the pipe alignment as detailed in these standards. Tracer wire shall be manufactured by Copperhead Industries or Manatee County approved equal.

3.03 IDENTIFICATION

- A. PVC pipe shall bear identification markings in accordance with AWWA C900, AWWA C905 or ASTM D2241.
- B. PVC pipe shall be color coded blue for water, purple (Pantone purple 522C) for reclaimed water or green for pressure sewer using a solid pipe color pigment.

3.04 INSPECTION AND TESTING

All pipelines shall remain undisturbed for 24 hours to develop complete strength at all joints. All pipelines shall be subjected to a hydrostatic pressure and leak testing. Refer to Manatee County Public Works Utility Standards Part 1-Utility Standards Manual Section 1.8.7. Prior to testing, the pipe lines shall be supported in a manner approved by the County to prevent movement during tests.

END OF SECTION

SECTION 02623 POLYVINYL CHLORIDE (PVC) PIPE (GRAVITY SEWER)

PART 1 GENERAL

1.01 SCOPE OF WORK

- A. The Contractor shall furnish all labor, equipment, materials, pipe and incidentals and shall construct gravity sewers, complete, as shown on the drawings and as herein specified.
- B. The work shall include furnishing, laying and testing gravity sewer pipe.

1.02 SUBMITTALS DURING CONSTRUCTION

- A. The Contractor shall submit prior to construction, Shop Drawings, Working Drawings and Samples for approval to the County.
- B. The Contractor shall submit to the County not less than fourteen (14) calendar days after the date of the Notice to Proceed, a list of materials to be furnished, the names of suppliers and an expected schedule of delivery of materials to the site.
- C. The Contractor shall furnish in duplicate to the County sworn certificates that all tests and inspections required by the Specifications under which the pipe is manufactured have been satisfied.
- D. The pipe manufacturer shall inspect all pipe joints for out-of-roundness and pipe ends for squareness. The Contractor shall furnish to the County, a manufacturer's Notarized Affidavit stating all pipe meets the requirements of ASTM, ASCE, ANSI, the Contract Documents, as well as all applicable standards regarding the joint design with respect to square ends and out-of-round joint surfaces.

1.03 INSPECTION AND TESTS

- A. All pipe and accessories installed under this Contract shall be inspected and tested as required by the Standard Specifications to which the material is manufactured. The pipe shall be tested at the place of manufacture or taken to an independent laboratory by the manufacturer.
- B. Each length of pipe shall be subject to inspection and approval at the factory, point of delivery and site of work. Sample of pipe to be tested shall be selected at random by the County or the testing laboratory and shall be delivered by the Contractor to the testing laboratory approved by the County.
- C. When the specimens tested conform to applicable standards, all pipe represented by such specimens shall be considered acceptable based on the test parameters measured. Copies of test reports shall be submitted to the County prior to the pipe installation. Acceptable pipe shall be stamped with an appropriate monogram under the supervision of the testing laboratory.
- D. All pipe test specimens failing to meet the applicable standards shall be rejected. The Contractor may provide two additional test specimens from the same shipment or delivery for each failed specimen. The pipe shall be acceptable if both of these additional specimens meet the requirements of the applicable standards.

- E. Pipe which has been deemed unacceptable by the County shall be removed from the work site by the Contractor and shall be replaced with acceptable pipe.

PART 2 MATERIALS

2.01 GENERAL

- A. The sizes of gravity sewer pipe shall be shown on the Drawings.
- B. Each length of pipe shall bear the name or trademark of the manufacturer, the location of the manufacturing plant and the class or strength classification of the pipe. The markings shall be plainly visible on the pipe barrel.

2.02 POLYVINYL CHLORIDE (PVC) GRAVITY SEWER PIPE

- A. Polyvinyl chloride (PVC) gravity sewer pipe and fittings, 4-15 inches in diameter, shall be SDR 26, meeting the requirements of ASTM D 3034. Joining of pipe sections and fittings shall be by water-tight push-on joints using elastomeric gaskets in accordance with ASTM D 3212.
- B. Polyvinyl chloride (PVC) pipe, 16-48 inches in diameter, for gravity sewers, shall be DR 25, with cast-iron (CI) outside diameter, meeting the requirements of AWWA C905.
- C. All PVC sewer pipe bell ends shall be field inspected for out-of-roundness and spigot ends shall be field inspected for out-of-roundness and for squareness of the pipe end. Any materials not in conformance with the tolerances of ASTM D 3212 or AWWA C905 shall be removed from the work site.
- D. All PVC sewer pipe sections shall also be field inspected for excessive cross-section deflection. Any pipe section visually found to have a pipe deflection, before installation, of 2 percent of the Base Inside Diameter or greater shall be removed from the work site. After installation and backfill, pipe deflection shall not be allowed to be 5 percent or greater of the Base Inside Diameter. Any length of pipe found installed having excessive deflection shall be dug up and either reinstalled or removed from the work site.
- E. Six inch PVC fittings for sewer laterals shall also be SDR 26, molded in one piece, with elastomeric joints in accordance with ASTM D-3034. Fittings not currently available in molded form may be fabricated in accordance with ASTM D-3034 with manufacturer's standard pipe bells and gaskets.

2.03 JOINING PVC GRAVITY SEWER AND FITTING

- A. The PVC joints shall be of the push-on type with a single rubber gasket conforming to ASTM F 477.
- B. Wyes and riser fittings shall be gasketed connections. Rubber doughnuts are not to be used.
- C. Joints between pipes of different materials shall be made using stainless steel shielded couplings (as provided by Fernco) or Protecto 401 mechanical joint connections. Metal piping shall not be threaded into plastic fittings, valves, or couplings, nor shall plastic piping be threaded into metal valves, fittings, or couplings.

2.04 INDENTIFICATION AND DETECTION

- A. PVC gravity sewer pipe shall bear identification markings in accordance with ASTM D 3034 or AWWA C905.
- B. PVC gravity sewer pipe shall be color-coded green using a solid pipe color pigment.

PART 3 EXECUTION

3.01 PIPE DISTRIBUTION

The Contractor shall not distribute material on the job faster than it can be used to good advantage. He shall unload pipe, which cannot be physically lifted by workers from the trucks, by a forklift or other approved means. He shall not drop pipe of any size from the bed of the truck to the ground. He shall not distribute more than one weeks supply of material in advance of laying, unless otherwise approved by the County.

3.02 PIPE PREPARATION AND HANDLING

- A. The Contractor shall inspect all pipe and fittings prior to lowering them into trench. Cracked, broken, or otherwise defective materials are not acceptable and shall not be used. The Contractor shall clean the ends of the pipe thoroughly. He shall remove foreign matter and dirt from inside of pipe and keep the pipe clean during and after laying.
- B. The Contractor shall use proper implements, tools and facilities for the safe and proper protection of the work. He shall lower the pipe into the trench in a manner to avoid any physical damage to the pipe, remove all damaged pipe from the job site and under no circumstances shall the pipe be dropped or dumped into trenches.

3.03 LINE AND GRADE

- A. The Contractor shall not deviate more than 1/2-inch for line and 1/4-inch for grade from the line design and design grade established by the County provided that such variation does not result in a level or a reverse sloping invert. He shall measure the grade at the pipe invert and not at the top of the pipe. The Contractor shall furnish, set and control the line and grade by laser beam method. Other methods of controlling line and grade may be submitted to the County for approval if using the laser beam method proves to be impractical because of other conditions.
- B. The Contractor shall use the laser beam method of maintaining line and grade. The Contractor shall submit evidence to the County that a qualified operator shall handle the equipment during the course of construction. A "Caution-Laser Light" placard shall be displayed in a conspicuous place. When "in the pipe" method is used, grade boards shall be installed for the first 50 feet of pipe. The Contractor shall check the line and grade at any additional points at which offset stakes have been placed and when requested by the County. A fan shall be provided to circulate the air if bending of the beam due to air temperature variations becomes apparent with "in the pipe" units. However excessive air velocity shall not be permitted to cause pulsating or vibrating of the beam. If, in the opinion of the County, the beam cannot be accurately controlled, this method of setting line and grade shall be discontinued. When the above ground method is used, the set-up shall be checked with the three grade boards including one set at the upstream manhole. If the laser has a gradient indicator, two boards may be used to check the set-up. The grade board at the up-stream manhole shall be retained to check into as pipe laying progresses.

3.04 PREPARATION OF TRENCH

- A. The Contractor shall provide pipe bedding material under all the pipe for the full trench width. The minimum depth of bedding material below the pipe barrel shall be as follows

Minimum Depth of

<u>Pipe Size</u>	<u>Bedding Under Pipe Barrel</u>
15" & Smaller	4 inches
18" to 36"	6 inches
42" & Large	9 inches

- B. The depth of pipe bedding material under the pipe bell shall not be less than three inches under normal trench conditions.
- C. The Contractor shall hand-grade bedding to proper grade ahead of the pipe laying operation. The bedding shall provide a firm, unyielding support along the entire pipe length.
- D. Should the Contractor excavate the trench below the required depth for pipe bedding material placement without direction from the County, the Contractor shall fill the excess depth with pipe bedding material as specified herein to the proper subgrade.
- E. The Contractor shall excavate bell holes at each joint to permit proper assembly and inspection of the entire joint.

3.05 DEWATERING

The Contractor shall prevent water from entering the trench during excavation and pipe laying operations to properly grade the bottom of the trench and allow for proper compaction of the backfill. Pipe shall not be laid in water.

3.06 LAYING AND JOINTING PIPE AND FITTINGS

- A. The Contractor shall lay pipe upgrade with spigot ends pointing in direction of flow. After a section of pipe has been lowered into the prepared trench, he shall clean the end of the pipe to be joined, the inside of the joint and, if applicable, the rubber ring immediately prior to joining the pipe. The Contractor shall assemble the joint in accordance with the recommendations of the manufacturer of the type of joint used. He shall provide all special tools and appliances required for the jointing assembly.
- B. The Contractor shall lay all pipe uniformly to line and grade so that the finished sewer shall present a uniform bore. Variations from line and grade in excess of the tolerances specified under LINE AND GRADE are not acceptable and the work shall be rejected.
- C. The Contractor shall check the pipe for alignment and grade after the joint has been made. The pipe bedding shall form a continuous and uniform bearing and support for the pipe barrel between joints. Sufficient pressure shall be applied to the joint to assure that the joint is "home" as defined in the standard installation instructions provided by the pipe manufacturer. The Contractor shall place sufficient pipe cover material to secure the pipe from movement prior to installing the next joint to assure proper pipe alignment and joint makeup.

- D. Pipe 21" and smaller intended to be in straight alignment shall be laid so that the inside joint space does not exceed 3/8" in width. If interior joints on 24" and larger pipe laid either in straight alignment or on a curve are greater than 3/8", the Contractor shall thoroughly clean the joint surfaces and fill and seal the entire joint with premixed mortar conforming to ASTM C-387 only after the trench has been backfilled, unless otherwise approved by the County. Trowel smooth on the inside surface. Water shall not be allowed to rise in or around, or pass over any joint before it has substantially set.
- E. When the Contractor lays pipe within a movable trench shield, he shall take all necessary precautions to prevent pipe joints from pulling apart when moving the shield ahead.
- F. The Contractor shall prevent excavated or other foreign material from getting into the pipe during the laying operation. He shall close and lock the open end of the last laid section of pipe to prevent entry of foreign material or creep of the gasketed joints when laying operations cease, at the close of the day's work, or whenever the workers are absent from the job.
- G. The Contractor shall plug or close off the pipes which are stubbed off with temporary plugs.
- H. The Contractor shall take all necessary precautions to prevent the "uplift" or floating of the line prior to the completion of the backfilling operation.
- I. The Contractor shall make connections of non-reinforced pipe to manholes or concrete structures, so that a standard pipe joint is located at a minimum of 18" outside the edge of structure.
- J. When field cutting and/or machining the pipe is necessary, the Contractor shall use only tools and methods recommended by the pipe manufacturer and approved by the County.
- K. Service lateral shall be constructed by the Contractor as shown on the standard sewer details and located approximately as shown on the Contract Drawings.

3.07 LAYING PLASTIC PIPE

- A. Polyvinyl chloride (PVC) pipe shall be installed by the Contractor in accordance with the instructions of the manufacturer, as shown on the Drawings and as called out in the Contract Documents.
- B. The Contractor shall lay the pipe, bedding and backfill to lines and grade shown on the Drawings and called out in the Contract Documents. Blocking under the pipe will not be permitted.
- C. The Contractor shall install a green metallic tape as shown in these Standards below finish grade along the entire pipeline PVC sewer main pipe route.
- D. The Contractor shall use care in the handling, storage and installation of pipe. Storage of pipe on the job site shall be done in accordance with the pipe manufacturer's recommendation.

3.08 BACKFILL IN THE PIPE ZONE

- A. The pipe zone shall be considered to include the full width of the excavated trench from the bottom of the trench to a point above the top outside surface of the barrel of the pipe.

- B. The Contractor shall pay particular attention to the area of the pipe zone from the flow line to the springline of the pipe to insure that firm support is obtained to prevent any lateral movement of the pipe during the final backfilling of the pipe zone.
- C. The Contractor shall take care to insure that the pipe does not rest directly on the bell or pipe joint, but is uniformly supported on the barrel throughout its entire length.
- D. After the pipe is laid by the Contractor to line and grade, he shall place and carefully compact pipe bedding material for the full width of the trench to the springline of the pipe. He shall place the material around the pipe in 6-inch layers and thoroughly hand tamp with approved tamping sticks supplemented by "walking in" and slicing with a shovel to assure that all voids are filled.
- E. The Contractor shall backfill and carefully compact the area above the pipe springline with pipe cover material to a point 12" above the top outside surface of the pipe barrel. Pipe bedding material may, at the Contractor's option, be substituted for pipe cover material.

3.09 EXCESS TRENCH WIDTH

- A. Normal trench widths shall be as shown on the Drawings. If the normal trench width below the top of the pipe is exceeded for any reason, the Contractor shall furnish an adequate support for the pipe. The County may determine that the pipe being used is strong enough for the actual trench width or the Contractor may furnish a stronger pipe or a concrete cradle for approval.
- B. Concrete thickness under the pipe shall be one-third of the nominal diameter of the pipe, but not less than four inches. Concrete block or brick may be used for adjusting and maintaining proper grade and elevation of pipe. After the pipe is laid to line and grade, the Contractor shall place 3,000 psi concrete under the pipe for the full width of the trench to form a cradle of the required length and thickness with the concrete brought up to a level equal to 1/4 of the inside pipe diameter below the springline of the pipe. Start and terminate the concrete cradle at the face of a pipe bell or collar. Do not encase pipe joints at the ends of the concrete cradle.
- C. After the concrete has taken initial set, the Contractor shall place cover material over the concrete cradle and up to a level 12" above the pipe barrel and for the full width of the trench. Cover material shall be placed by hand or by equally careful means.

3.10 CONNECTING DISSIMILAR PIPE MATERIALS

The Contractor shall use the following method to connect dissimilar pipe materials. Use concrete closure collars only when approved by the County and then only to make connections between dissimilar pipe when standard rubber gasketed joints or shielded couplings are impracticable. Before the closure collars are poured, wash the pipe to remove all loose material and soil from the surface on which the concrete will be placed. Wet nonmetallic pipe thoroughly prior to pouring the collars. Wrap and securely fasten a light gauge of sheet metal or building-felt around the pipe to insure that no concrete shall enter the line. Place reinforcement as shown on the plans. Make entire collar in one pour using 3,000 psi concrete and extend a minimum 12" on each side of the joint. The minimum thickness around the outside diameter of the pipe shall be 6". No collar shall be poured in water. After the collars are poured and have taken their initial set, cure by covering with well-moistened earth.

3.11 PIPE BULKHEADS

- A. Connections for future sewers shall be bulkheaded by the Contractor in the following manner:
 - 1. All wyes and bell-and-spigot pipe sewers 18" in diameter or smaller shall be bulkheaded with caps or disc stoppers with factory-fabricated resilient joints. The disk or cap shall be banded or otherwise secured to withstand all test pressures without leakage.
 - 2. Connections 21" and 24" in diameter shall be bulkheaded with a four-inch brick wall, using clay brick or concrete brick. The wall shall be capable of withstanding all test pressures without leakage.
 - 3. Connections 27" in diameter and larger shall be bulkheaded with an eight-inch wall, using clay brick or concrete brick. The wall shall be capable of withstanding all test pressures without leakage.

3.12 AIR TEST FOR GRAVITY SEWERS - GENERAL

- A. Gravity sewers shall be required to pass the low pressure air test. All pipelines shall remain undisturbed for 24 hours to develop complete strength at all joints. Refer to Manatee County Public Works Utility Standards Part 1-Utility Standards Manual Section 1.8.10.
- B. Air loss rates may be measured by the County. These tests shall be performed by the Contractor under the observation of the County Inspector.
- C. The groundwater height above the installed pipe shall be determined by attaching a transparent plastic tube to a pipe nipple in the manhole and using the plastic tube as a manometer. A test hole may be dug directly above the sewer main for visual inspection.
- D. The ends of branches, laterals, tees, wyes and stubs included in a test section shall be plugged to prevent air leakage. All plugs shall be secured to prevent blowout due to internal pressure. A test section is defined as the length of sewer between manholes.
- E. The Contractor shall repair all visible leaks in manholes and pipe, even if the leakage test requirements are met.

3.13 TELEVISION INSEPTION OF GRAVITY SEWERS

- A. TV inspection of the entire length of the inside of new gravity sewer mains shall be conducted by the Contractor. The County Inspector shall have been notified and shall be present during the TV inspection.
- B. The sewer pipelines shall be thoroughly cleaned of all dirt, debris or obstructions before the TV inspection. Water shall be added to the upstream manhole until it is seen flowing from the most downstream point of the system to be inspected.
- C. The TV camera shall be a self-propelled, 360 degree pan-head, high resolution, color type and shall have dual DVD recording capability. The camera shall be equipped with a depth gauge calibrated to ¼-inch increments to accurately record the depth of the water in the pipeline. A calibration report shall be submitted with each digital video disk (DVD), which shall include a drawing of the depth gauge, indicating the marks on the gauge, and what depth each mark represents.

- D. The County Inspector shall be present and will observe the TV monitor along with the camera operator as the camera progresses through the pipe. All pipelines will be inspected with the camera progressing in an upstream direction when possible. The camera operator shall record the manhole numbers and the distance the camera has progressed from the downstream manhole as the inspection proceeds. The operator shall stop the progress of the camera and record the distance at all locations along the pipeline where unusual or defective features are encountered. The operator shall record the distance and depth of the water in the pipe at all locations where the depth is greater than or equal to 75% of the maximum depth as listed in the table below. The camera operator shall make records where cracked, dented or deformed pipe is found, or at joints that are not properly installed, or where infiltration is observed, or at any other abnormality or where any other defective feature is encountered.
- E. Pipe grade between manholes shall not deviate by more than the maximum depth as list below from the design grade line, as measured with the television (TV) camera's depth gauge during the TV inspection, provided that such deviation does not result in a level or a reverse slope. Joint deflection and longitudinal pipe deflection between manholes that exceeds the maximum depth or more than two deflections that exceed 75% of the maximum depth, as measured with the television camera's depth gauge during the TV inspection, shall not be accepted.

Pipe Sizes	Water Holding Depth (inches)	
		Maximum
8 inch to 15 inch		1.00
18 inch to 21 inch		2.00
24 inch and greater		2.50

- F. At the end of the inspections, or at the end of the day, one original digital video disk (DVD) of the TV record shall be submitted to the County Inspector along with the written inspection report and depth gauge calibration for evaluation. The County's representative shall be the sole judge of whether any information imparted by the TV test DVD will cause the County to accept or reject the pipe test section.

3.14 PIPE RING DEFLECTION TESTING OF GRAVITY SEWERS (MANDREL)

- A. The Contractor shall perform a pipe ring deflection test on all new gravity sanitary sewer mains. The rigid ball or mandrel used for the ring deflection test shall have a diameter not less than 95 percent of the base inside diameter or average inside diameter of the pipe depending on which is specified in the ASTM C 3034, to which the pipe is manufactured. The test shall be performed without mechanical pulling devices.
- B. The allowable ring deflection is 5 percent of the inside pipe diameter. Pipes that have a ring deflection that exceeds this amount shall not be accepted.

3.15 FINAL SEWER CLEANING

- A. Prior to final acceptance and final manhole-to-manhole inspection of the sewer system by the County, the Contractor shall flush and clean all parts of the system, remove all accumulated construction debris, rocks, gravel, sand, silt and other foreign material from

the sewer system at or near the closest downstream manhole.

- B. During the final manhole-to-manhole inspection of the sewer system, the County may require the Contractor to reflush and clean any section or portion of the line if any foreign matter is still present in the system.

END OF SECTION

SECTION 02628 SANITARY SEWER MANHOLE AND WET WELL FIBERGLASS LINERS

PART 1 GENERAL

1.01 SCOPE OF WORK

The Contractor shall furnish all labor, equipment and materials required to install fiberglass liners with the largest diameter to fit inside the structure and leave a 2" to 3" annular space for grouting purposes.

1.02 SUBMITTALS

The Contractor shall submit to the County manufacturer's data and detailed shop drawings in conformance with the Contract Documents.

1.03 GENERAL REQUIREMENTS

The Contractor shall complete work on individual manholes and wet wells without interruption to the sewage collection system. A sewage bypass system shall be used, as required and approved by the County per Section 02720.

1.04 SAFETY REQUIREMENTS

- A. The Contractor shall provide adequate traffic control and take all necessary precautions for the protection of the work and the safety of the public. This includes, but is not limited to, barricades which shall flash from sunset to sunrise, barricades of substantial construction and night visibility and suitable warning signs, placed and illuminated at night as to show in advance where construction, barricades or detours exists. Traffic control warning signs and barricades which shall be in strict accordance with the provisions of the Florida Dept. of Transportation Manual of Traffic Controls and Safety Practices for Street and Highway Construction, Maintenance and Utility Operations, latest revision.
- B. Access to fire hydrants adjacent to the work area shall be provided for fire-fighting equipment at all times.

PART 2 PRODUCTS

2.01 MASONRY

- A. Brick: ASTM C32-91 or latest revision, Specification for Sewer and Manhole Brick (made from clay or shale). Sound, hard and uniformly burned, regular and uniform in shape and size, of compact texture. Grade MA.
- B. Cement: ASTM C150-92 or most recent revisions, specification for portland cement, Type II.
- C. Sand: Washed silica sand, ASTM C144, latest revision. specification for aggregate for masonry mortar.
- D. Concrete shall be 4000 PSI chat mix.
- E. Sprayed on surface protection system shall be in accordance with Section 09970

2.02 FIBERGLASS LINERS

- A. Fiberglass Reinforced Plastic (FRP) liners shall be one-piece construction FRP plain end cylinder pipe with an integral corbel design if required. Liner diameter shall fit into the existing structure. The Contractor shall measure the existing structure prior to construction and is responsible for the liner fit. The Contractor shall submit factory certification for fiberglass liners. The reducer cone, if required, shall have a modified hemispherical shape with at least a 3-inch high FRP reinforcement collar and a 4-inch minimum width flat surface to support adjustment rings for a cast-iron ring and cover. The cylinder pipe-to-reducer cone joint shall be factory-installed. No vertical seams or joints shall be allowed.
- B. FRP liners shall be fabricated with premium grade isophthalic polyester resin, fiberglass chopped strand, woven roving and continuous reinforcements. Sand filler shall not be permitted in the FRP laminate.
- C. FRP liners shall be designed and fabricated in accordance with ASTM D3753, FRP laminate shall conform to ASTM C582 and Chemical Resistance Tests shall conform to ASTM C581. FRP liners shall be chemically resistant to normal domestic sanitary sewer environments as well as corrosive soil, groundwater and sea water environments. Manhole liners shall be designed to withstand a 16,000 pound vertical dynamic wheel load (AASHTO H-20 loading).
- D. FRP liners shall be manufactured by an established national manufacturer with at least five years experience producing FRP sanitary sewer manhole liners.
- E. All liners delivered to the job site shall be inspected for the following prior to installation:
 - 1. Inside surfaces of each section shall be free of bles, dents, ridges, and other defects that result in a variation of inside diameter of more than 1/8-inch.
 - 2. The interior and exterior surfaces of the liner shall be completely free from pinholes, cracks, pits, or defects which is detrimental to the intended use of product. No liner will be installed which has apparent holes or openings which will permit the passage of liquid or gases through the liner well.
 - 3. Factory repairs shall not be permitted.
 - 4. On site repairs shall not be permitted.
 - 5. The FRP liner shall have a warranty against defects in material and workmanship for a period of one year.

2.03 MANHOLE INSERTS

The manhole inserts shall be as manufactured by FRW Industries, Conroe, Texas or equal. Inserts shall be complete with a self-cleaning relief valve. Relief valve shall operate on a pressure differential of 1/2 psi.

PART 3 EXECUTION

3.01 MANHOLE PREPARATION

- A. All concrete manholes shall be tested with a rebound or impact hammer. Testing procedures shall be those recommended by hammer manufacturer. The test area shall be between 2 and 3 feet above the benches or any area showing visible deterioration. Any concrete manhole testing below 2800 psi will be omitted from the rehabilitation specified within this bid. The Contractor shall submit five copies of test results to the County. The

County shall have the right to verify any or all of the test results.

- B. The Contractor shall excavate an area around the top of the existing manhole sufficiently wide and deep for removal of soil, castings, ring and cover, and reducer corbel section.
- C. The Contractor shall remove the frame and cover, manhole insert and corbel cone section without damaging the existing manhole walls. Care is to be taken not to allow brick or soil to fall into the existing manhole. The Contractor shall remove or reinsert loose brick which protrude more than one inch from the interior wall of the manhole and which could interfere with the insertion of the fiberglass liner. If the shelf of the manhole invert is not level around the perimeter, form a flat shelf with mortar.
- D. The Contractor shall salvage manhole, frame and cover. Manhole inserts shall be salvaged if in working order. Corbel cone section shall be removed from site.
- E. The Contractor shall thoroughly clean manhole by high pressure water jet, 1500 psi high pressure steam acid wash, or wire brushing, then neutralize with a sodium carbonate solution. He shall remove all loose concrete, mortar, scale, brick or other deteriorated concrete or masonry prior to repair and shall prevent all scale, grit, sludge or other debris from entering the sewer system and remove and properly dispose of off the job site.
- F. The Contractor shall seal all leaks in manholes so that all infiltration is stopped. Sealing shall be accomplished by drilling from the inside of the manhole and injecting acrylamide grout to the exterior side of the manhole.

3.02 WET WELL PREPARATION

- A. Remove top slab / cover, all internal pipes, lines & fittings. Remove base grout as required.
- B. The Contractor shall thoroughly clean wet well by high pressure water jet, 1500 psi high pressure steam acid wash, or wire brushing, then neutralize with a sodium carbonate solution. He shall remove all loose concrete, mortar, scale, old liner material or other deteriorated concrete or masonry prior to repair and properly dispose of off the job site.
- C. The Contractor shall seal all leaks in so that all infiltration is stopped. Sealing shall be accomplished by drilling from the inside of the wet well and injecting acrylamide grout to the exterior side of the wet well.

3.03 FIBERGLASS LINER INSTALLATION

- A. The bottom of the liner shall be cut by the Contractor to fit the existing base as closely as possible. Cut outs in the liner shall be made to accommodate existing inlets, drops and cleanouts. Cuts shall be precisely made with a power saw specialty blade or jigsaw.
- B. The Contractor shall lower the liner into the existing structure and set it into a quick-setting grout mixture. Adequate bottom seal shall be obtained to prevent the loss of grout from the annular space. Six inches of quick-setting grout shall be placed above the bottom seal in the annular void area to insure a proper bottom seal. The Contractor shall use C-900 PVC or other County-approved corrosion-resistant pipe sleeves. Quick-setting mortar shall be used to seal around all drops, cleanouts, laterals and existing pipe.
- C. The interior of the fiberglass liner shall be braced to prevent cracking. The annular space shall be filled with a portland cement concrete.

- D. Where the corbel/cone section is removed, a new casting shall be formed to a diameter equal to the outside diameter of the existing manhole and to the height of the flat surface of the manhole liner. This area shall be filled with Portland cement concrete and may be poured at the same time as the annular space.
- E. The Contractor shall notify the Project Manager and Inspector at least 48 hours in advance, giving the start time and estimated completion time, of the liner installation.

3.04 MANHOLE GRADE ADJUSTMENT

- A. The Contractor shall set precast concrete grade rings on top of manhole to provide grade adjustment in setting manhole frames.
- B. Setting Manhole Frames:
 - 1. The existing ring and cover shall be reused and finished to grade by construction of a chimney on the flat shoulder of the manhole liner using brick and mortar precast concrete rings. The concrete rings shall be placed directly on the manhole liner.
 - 2. The Contractor shall set manhole frames and covers to match the finished grade as shown on the Contract Drawings or as directed by the County. He shall set frames on concentric manholes with the opening mortar so that the space between the top of the manhole to the bottom of the frame shall be completely filled and made watertight. He shall place a ring or mortar around the outside of the bottom flange at least one inch thick and pitched away from the frame. He shall extend the mortar to the outer edge of the masonry, finish smooth and flush with the top of the flange.
- C. Invert Reconstruction: The Contractor shall reconstruct inverts with Type II cement to provide a smooth flowing channel of similar shape and size of the sewer and connections. All inverts shall follow grades of pipes entering manholes. He shall provide a true curve of the largest radius possible for changes in direction of sewer and entering branch or branches.
- D. Miscellaneous Work
 - 1. The Contractor shall observe watertightness and repair any visible leakage.
 - 2. The Contractor shall backfill around the new casting and compact the backfill.
- E. Manhole Inserts: Watertight manhole inserts shall be installed in all rehabilitated sanitary sewer manholes. Neoprene gasket shall be installed under the lip of the insert. If the rehabilitated manhole was not equipped with a manhole insert or if the salvaged manhole insert is not in working order, the Contractor shall provide a new manhole insert.

END OF SECTION

SECTION 02640 VALVES AND APPURTENANCES

PART 1 GENERAL

1.01 SCOPE OF WORK

- A. The Contractor shall furnish all labor, materials, equipment and incidentals required and install complete and ready for operation all valves and appurtenances as shown on the Drawings and as specified herein.
- B. All of the types of valves and appurtenances shall be products of well established reputable firms who are fully experienced and qualified in the manufacture of the particular equipment to be furnished. The equipment shall be designed, constructed and installed in accordance with the best practices and methods and shall comply with these standards as applicable. Valves used in waterworks applications shall comply with Section 8 of NSF Standard 61 for mechanical devices.
- C. All of the equipment and materials specified herein are intended to be standard for use in controlling the flow of potable water, reclaimed water, wastewater, etc., depending on the applications.
- D. All valves and appurtenances shall be of the size shown on the drawings and, to the extent possible, all equipment of the same type on the project shall be from a single manufacturer.
- E. All valves and appurtenances shall have the name of the manufacturer, year of the valve and the working pressure for which they are designed cast in raised letters upon some visible part of the body.
- F. Special tools, if required for the normal operation or maintenance, shall be supplied with the equipment.
- G. All hand actuated buried valves shall have three-piece adjustable valve boxes and 2-inch square AWWA operating nuts. Provide stainless steel extension stems and alignment rings where needed to bring the operating nut to within 4 feet below the box lid.
- H. Water and reclaimed water system isolation valves shall be gate valves for sizes 2-inch through 12-inch and shall be butterfly valves for sizes 16-inch and larger.
- I. Isolation valves for sewer force main pipelines shall be gate valves, unless otherwise noted on the plans. Tapping valves shall be used for tapping force mains. Plug valves shall be full port, have a 100% circular cross section, and must have prior written authorization from the County for use.
- J. Valves shall open when turning the operating nut or wheel counterclockwise and shall close when turning clockwise.
- K. All bonnet bolts, gland bolts, flange connection bolts, nuts, washers, and other trim hardware exposed to the outside environment shall be stainless steel. Thrust collar tie-rod bolts shall be stainless steel. All MJ-type underground bolts, nuts, and washers shall be COR-TEN or stainless steel.
- L. All valves shall have a factory applied, holiday free, fusion bonded epoxy coating on the interior and exterior unless otherwise noted in the plans or the following specification. All

other painted items exposed to sunlight, including field painted box lids, etc., shall be painted the appropriate color with an epoxy type paint.

- M. No valves with a break-way stem shall be allowed.
- N. The equipment shall include, but not be limited to, the following:
 - 1. Gate valves (Sec. 2.01)
 - 2. Combination Pressure Reducing and Pressure Sustaining with Check Valves Option (Sec. 2.02)
 - 3. Ball Valves (Sec. 2.03)
 - 4. Butterfly Valves (Sec. 2.04)
 - 5. Plug Valves (Sec. 2.05)
 - 6. Valve Actuators (Sec. 2.06)
 - 7. Air Release Valves (Sec. 2.07)
 - 8. Valves Boxes (Sec. 2.08)
 - 9. Corporation Stops and Saddles (Sec. 2.09)
 - 10. Flange Adapters and Plain End Couplings (Sec. 2.10)
 - 11. Hose Bibs (Sec. 2.11)
 - 12. Swing Check Valves (Sec. 2.12)
 - 13. Hydrants (Sec. 2.13)
 - 14. Restrained Joints (Sec. 2.14)
 - 15. Tapping Sleeves and Tapping Valves (Sec. 2.15)
 - 16. Tracer Wire Boxes (Sec. 2.16)

1.02 SUBMITTALS

- A. Submit to the County within 30 days after execution of the contract a list of materials to be furnished, the names of the suppliers and the date of delivery of materials to the site.
- B. Complete shop drawings of all valves and appurtenances shall be submitted to the County for approval in accordance with the Specifications.

1.03 TOOLS

Special tools, if required for normal operation and maintenance shall be supplied with the equipment.

PART 2 PRODUCTS

2.01 GATE VALVES

- A. Where indicated on the drawings or necessary due to locations, size, or inaccessibility, chain wheel operators shall be furnished with the valves. Such operators shall be designed with adequate strength for the valves with which they are supplied and provide for easy operation of the valve. Chains for valve operators shall be galvanized.
- B. Gate valves installed underground shall be provided with a box cast in a concrete pad and a box cover. Stainless steel or equivalent valve extension stems shall be provided to place the valve operating nut no more than 4 feet deep. One valve wrench, 6 feet in length, shall be provided for every 15 valves installed.

- C. Gate valves 2 inches to 14 inches in diameter shall be resilient seated, manufactured to meet or exceed the requirements of AWWA C509 or AWWA C515 and shall be UL listed and FM approved where applicable. Valves shall have an unobstructed waterway equal to or greater than the full nominal diameter of the valve.
- D. The valves shall have a non-rising stainless steel stem to eliminate lead content. All bolts, nuts and washers shall be stainless steel to eliminate exterior corrosion and maintain fastener strength. Manufacturer shall use Never-Seez or equivalent during assembly of bolt and nut sets to prevent galling of similar metals. Stem seals shall be provided and shall be of the O-ring type, two above and one below the thrust collar. Valves that are located above grade and located in valve vaults shall be OS&Y with flanged joints.
- E. The wedge shall be ductile iron fully encapsulated with an EPDM rubber. The Elastomer type shall be permanently indicated on the disc or body of the valve. The resilient sealing mechanism shall provide zero leakage at the water working pressure when installed with the line flow in either direction.
- F. The valve body, bonnet, and bonnet cover shall meet or exceed all the requirements of AWWA C515.
- G. Valves meeting AWWA C515 requirements shall be rated for an operating pressure of 250 psi and shall be tested in accordance with AWWA C515.
- H. The valves are to have 2-inch cast or ductile iron AWWA operating nuts and shall open left or counterclockwise.
- I. The valves shall be covered by a Manufacturer's 10 year warranty on manufacturer's defects and reasonable labor costs for replacement. Warranty shall become effective from the date of purchase by the end user and delivered within 30 days from the receipt of the purchase order. For publicly owned and maintained utilities, the end user is Manatee County Government.
- J. Gate valves shall be assembled and tested in a certified ISO 9001:2000 manufacturing facility within the United States and provide their certification of meeting internationally recognized quality control procedures.

2.02 COMBINATION PRESSURE REDUCING & PRESSURE SUSTAINING WITH CHECK VALVE OPTION

- A. Pressure sustaining and check valve shall be pilot operated diaphragm actuated valve with cast iron body, bronze trim, and 125-pound flanged ends. The valve shall be hydraulically operated, diaphragm type globe valve. The main valve shall have a single removable seat and a resilient disc, of rectangular cross section, surrounded on three and a half sides. No external packing glands are permitted and there shall be no pistons operating the main valve or any controls. The valve shall be equipped with isolation valves to service the pilot system while permitting flow if necessary. Main valve and all pilot controls shall be manufactured in the United States of America. Valve shall be single chamber type, with stainless steel stem.
- B. Valve shall automatically reduce pressure for the downstream distribution network and sustain a minimum pressure in the high pressure main regardless of distribution demand, and as an option, shall also close when a pressure reversal occurs for check valve operations. The pilot system shall consist of two direct acting, adjustable, spring loaded diaphragm valves.

- C. Valve shall be cast iron or ductile iron with main valve trim of brass and bronze. The pilot control valves shall be cast brass with 303 stainless steel trim. Valve shall be similar in all respects to Cla-Val Company, Model 92-01 or a similar control valve such as Bermad Model 723, GA Industries Model 4700 or an approved equal.

2.03 BALL VALVES

- A. Ball valves for water and reclaimed water, in sizes 3/4-inch through 2-inch, shall be brass body, stem and ball per ASTM B 62, alloy 85-5-5-5, full port, full flow, 1/4-turn check, ball curb valves, rated for 300 psi, Mueller 300 (as specified in the table below), Ford B-Series, or approved equal, with compression, pack joint, flare, threaded or flanged ends as required. Ball valves for wastewater, 2-inch through 3-inch, shall be 316 stainless steel body, cap, stem and ball per ASTM A351, full port, full flow, 1/4-turn check, ball valves, steam rated for 150 psi, pressure rating 1,000 psi CWT, Apollo 76F or approved equal, with threaded or flanged ends as required.

Curb Stops for Water and Reclaimed Water

Pipe Material	Type of Connection	Model
HDPE	Compression x FIP	B-25170 *
HDPE	Pack Joint x FIP	P-25170 *
Copper	Compression x FIP	B-25170
Copper	Flare x FIP	B-25166
Stainless Steel	FIP x FIP Thread	B-20200
* Insert required, part number per manufacturer product information		

- B. All valves shall be mounted in such a position that valve position indicators are plainly visible. Above grade ball valves shall have a vinyl coated lever handle. Lever handle, handle nut, and lever packing gland shall be 304 or 316 stainless steel.
- C. Potable plastic service pipe material and compression and pack joint connectors shall not be used in soil that is contaminated with low molecular-weight petroleum products, aromatic hydrocarbons, chlorinated hydrocarbons or organic solvents. Appropriate service tubing shall apply.

2.04 BUTTERFLY VALVES

- A. Butterfly valves shall conform to AWWA C504, Class 250 B, Mueller Lineseal XP11, DeZurik AWWA, Pratt HP-250II, or an approved equal.
- B. Valve seats shall be an EPDM elastomer. Valve seats 24 inches and larger shall be field adjustable and replaceable without dismounting operator disc or shaft and without removing the valve from the line. Valves 20 inches and smaller shall have bonded or mechanically restrained seats as outlined in AWWA C504.
- C. All valves shall be subject to hydrostatic and leakage tests at the point of manufacture. The hydrostatic test for Class 250 valves shall be performed with an internal hydrostatic pressure equal to 500 psi applied to the inside of the valve body of each valve. During the hydrostatic test, there shall be no leakage through the metal, the end joints or the valve shaft seal. The leakage test for the Class 250 valves shall be performed at a differential pressure of 250 psi

and against both sides of the valve. No adjustment of the valve disc shall be necessary after pressure test for normal operation of valve. All valves shall be leaktight in both directions.

- D. Butterfly valve actuators shall conform to AWWA C504. Gearing for the actuators shall be totally enclosed in a gear case. Actuators shall be capable of seating and unseating the disc against the full design pressure and shall transmit a minimum torque to the valve. Actuators shall be rigidly attached to the valve body.
- E. The valve shaft shall be constructed of 18-8, ASTM A-276, Type 304 stainless steel and designed for both torsional and shearing stresses when the valve is operated under its greatest dynamic or seating torque. Shaft shall be of either a one piece unit extending full size through the valve disc and valve bearing or it may be of a stub shaft design. Shaft bearings shall be teflon or nylon, self-lubricated type.
- F. Gearing for the operators shall be totally enclosed in a gear case in accordance with paragraph 3.8.3 of the above mentioned AWWA Standard Specification.
- G. Operators shall be capable of seating and unseating the disc against the full design pressure of velocity, as specified for each class, into a dry system downstream and shall transmit a minimum torque to the valve. Operators shall be rigidly attached to the valve body.
- H. The manufacturer shall certify that the required tests on the various materials and on the completed valves have been satisfactory and that the valves conform with all requirements of this Specification and the AWWA standard.
- I. Where indicated on the Drawings, extension stems, floor stands, couplings, stem guides, and floor boxes as required shall be furnished and installed.

2.05 PLUG VALVES

- A. Plug valves shall be eccentric, non-lubricating type with integral plug and shafts and shall be furnished with end connections and with actuating mechanisms as called for on the construction plans or as otherwise required. Valves shall seal bubble-tight or water drop-tight in both directions when tested according to the Leakage Test method of AWWA C504 with a hydrostatic pressure of 150 psi.
- B. Plug valves shall also be subjected to the internal, full body Hydrostatic Test of AWWA C504 at a pressure two times the rated pressure or a minimum pressure of 300 psi, whichever is greater. During the test, there shall be no leakage through the metal, or through the end joints or shaft seal, nor shall any part of the valve be deformed. Plug valves shall be Kennedy or Dezurik.
- C. Flanged valve ends shall be faced and drilled according to ANSI B 16.1, Class 125. Mechanical joint valve ends shall conform to AWWA C111. Threaded ends shall conform to the NPT requirements of ANSI B1.20.1.
- D. The plug valve body, bonnet and gland shall be ductile iron per ASTM A 126, Class B. The integral plug and shafts shall be cast iron ASTM A 126, Class B, or 316 stainless steel. The entire plug, except for the shafts, shall be covered with nitrile (Buna N) rubber. The rubber compound shall have been vulcanized to the metal plug and shall have a peel strength of not less than 75 pounds per inch when tested according to ASTM D 429, method B. The

valve seat shall be at least 90 percent pure nickel, welded-in overlay into the cast iron body. The top and bottom bearings shall be 316 stainless steel.

- E. Plug valves shall have a full port area of 100 percent of the nominal pipe size area.
- F. Valves shall have worm gear type actuators with 2-inch square operating nuts.
- G. Plug valves shall be installed side-ways with plug shaft horizontal so that the plug rotates upward when it opens, with the flow entering the seat end of the valve.
- H. Plug valves shall be coated inside with Protecto 401 or amine-cured novolac ceramic epoxy or another two-part epoxy suitable for sanitary sewer service which has been approved by Manatee County.

2.06 VALVE ACTUATORS

- A. Butterfly valve and plug valve actuators.

Butterfly valve and plug valve actuators shall conform to the requirements for actuators presented in AWWA C 504 and shall be either manual or motor operated. Actuators shall be capable of seating and unseating the disc against the full design pressure and velocity, as specified for each class, into a dry system downstream, and shall transmit a minimum torque to the valve. Actuators shall be rigidly attached to the valve body.

- B. Manual Actuators.

Manual actuators shall have permanently lubricated, totally enclosed gearing with handwheel and gear ratio sized on the basis of actual line pressure and velocities. Actuators shall be equipped with handwheel, position indicator, and mechanical stop-limiting locking devices to prevent over travel of the disc in the open and closed positions. They shall turn counter-clockwise to open valves. Manual actuators shall be of the traveling nut, self-locking type or of the worm gear type and shall be designed to hold the valve in any intermediate position between fully open and fully closed without creeping or fluttering. Valves located above grade shall have handwheel and position indicator, and valves located below grade shall be equipped with a 2-inch square AWWA operating nut located at ground level and cast iron extension type valve box.

- C. Motor Actuators (Modulating)

- (1) The motor actuated valve controller shall include the motor, actuator unit gearing, limit switch gearing, limit switches, position transmitter which shall transmit a 4-20 mA DC signal, control power transformer, electronic controller which will position the valve based on a remote 4-20 milliamp signal, torque switches, bored and key-wayed drive sleeve for non-rising stem valves, declutch lever and auxiliary handwheel as a self-contained unit.
- (2) The motor shall be specifically designed for valve actuator service using 480 volt, 60 Hertz, three phase power as shown, on the electrical drawings. The motor shall be sized to provide an output torque and shall be the totally enclosed, non-ventilated type. The power gearing shall consist of helical gears fabricated from heat treated alloy steel forming the first stage of reduction. The second reduction stage shall be a single stage worm gear. The worm shall be of alloy steel with carburized threads hardened and ground for high efficiency. The worm gear shall be of high tensile strength bronze with

hobbed teeth. All power gearing shall be grease lubricated. Ball or roller bearings shall be used throughout. Preference will be given to units having a minimum number of gears and moving parts. Spur gear reduction shall be provided as required.

- (3) Limit switches and gearing shall be an integral part of the valve control. The limit switch gearing shall be made of bronze and shall be grease lubricated, intermittent type and totally enclosed to prevent dirt and foreign matter from entering the gear train. Limit switches shall be of the adjustable type capable of being adjusted to trip at any point between fully opened valve and fully closed valve.
- (4) The speed of the actuator shall be the responsibility of the system supplier with regard to hydraulic requirements and response compatibility with other components within the control loop. Each valve controller shall be provided with a minimum of two rotor type gear limit switches, one for opening and one for closing. The rotor type gear limit switch shall have two normally open and two normally closed contacts per rotor. Gear limit switches must be geared to the driving mechanism and in step at all times whether in motor or manual operation. Provision shall be made for two additional rotors as described above, each to have two normally open and two normally closed contacts. Each valve controller shall be equipped with a double torque switch. The torque switch shall be adjustable and will be responsive to load encountered in either direction of travel. It shall operate during the complete cycle without auxiliary relays or devices to protect the valve, should excessive load be met by obstructions in either direction of travel. The torque switch shall be provided with double-pole contacts.
- (5) A permanently mounted handwheel shall be provided for manual operation. The handwheel shall not rotate during electric operations, but must be responsive to manual operation at all times except when being electrically operated. The motor shall not rotate during hand operation nor shall a fused motor prevent manual operation. When in manual operating position, the unit will remain in this position until motor is energized at which time the valve operator will automatically return to electric operation and shall remain in motor position until handwheel operation is desired. This movement from motor operation to handwheel operation shall be accomplished by a positive declutching lever which will disengage the motor and motor gearing mechanically, but not electrically. Hand operation must be reasonably fast. It shall be impossible to place the unit in manual operation when the motor is running. The gear limit switches and torque switches shall be housed in a single easily accessible compartment integral with the power compartment of the valve control. All wiring shall be accessible through this compartment. Stepping motor drives will not be acceptable.
- (6) The motor with its control module must be capable of continuously modulating over its entire range without interruption by heat protection devices. The system, including the operator and control module must be able to function, without override protection of any kind, down to zero dead zone.
- (7) All units shall have strip heaters in both the motor and limit switch compartments.
- (8) The actuator shall be equipped with open-stop-close push buttons, an auto-manual selector switch, and indicating lights, all mounted on the actuator or on a separate locally mounted power control station.
- (9) The electronics for the electric operator shall be protected against temporary submergence.

- (10) Actuators shall be Limitorque L120 with Modutronic Control System containing a position transmitter with a 4-20MA output signal or equal.

D. Motor Actuators (Open-Close)

- (1) The electronic motor-driven valve actuator shall include the motor, actuator gearing, limit switch gearing, limit switches, torque switches, fully machined drive sleeve, declutch lever, and auxiliary handwheel as a self-contained unit.
- (2) The motor shall be specifically designed for valve actuator service and shall be of high torque totally enclosed, nonventilated construction, with motor leads brought into the limit switch compartment without having external piping or conduit box.
- (3) The motor shall be of sufficient size to open or close the valve against maximum differential pressure when voltage to motor terminals is 10% above or below nominal voltage.
- (4) The motor shall be prelubricated and all bearings shall be of the anti-friction type.
- (5) The power gearing shall consist of helical gears fabricated from heat treated steel and worm gearing. The worm shall be carburized and hardened alloy steel with the threads ground after heat treating. The worm gear shall be of alloy bronze accurately cut with a hobbing machine. All power gearing shall be grease lubricated. Ball or roller bearings shall be used throughout.
- (6) Limit switches and gearing shall be an integral part of the valve actuator. The switches shall be of the adjustable rotor type capable of being adjusted to trip at any point between fully opened valve and fully closed valve. Each valve controller shall be provided with a minimum of two rotor type gear limit switches, one for opening and one for closing (influent valves require additional contacts to allow stopping at an intermediate position). The rotor type gear limit switch shall have two normally open and two normally closed contacts per rotor. Additional switches shall be provided if shown on the control and/or instrumentation diagrams. Limit switches shall be geared to the driving mechanism and in step at all times whether in motor or manual operation. Each valve actuator shall be equipped with a double torque switch. The torque switch shall be adjustable and will be responsive to load encountered in either direction of travel. It shall operate during the complete cycle without auxiliary relays or devices to protect the valve should excessive load be met by obstructions in either direction of travel. Travel and thrusts shall be independent of wear in valve disc or seat rings.
- (7) A permanently mounted handwheel shall be provided for manual operation. The handwheel shall not rotate during electric operation except when being electrically operated. The motor shall not rotate during hand operation, nor shall a fused motor prevent manual operation. When in manual operating position, the unit will remain in this position until motor is energized at which time the valve actuator will automatically return to electric operation and shall remain in motor position until handwheel operation is desired. Movement from motor operation to handwheel operation shall be accomplished by a positive declutching lever which will disengage the motor and motor gearing mechanically, but not electrically. Hand operation must be reasonably fast. It shall be impossible to place the unit in manual operation when the motor is running.

- (8) Valve actuators shall be equipped with an integral reversing controller and three phase overload relays, Open-Stop-Close push buttons, local-remote-manual selector switch, control circuit transformer, three-phase thermal overload relays and two pilot lights in a NEMA 4X enclosure. In addition to the above, a close coupled air circuit breaker or disconnect switch shall be mounted and wired to the valve input power terminals for the purpose of disconnecting all underground phase conductors.
- (9) The valve actuator shall be capable of being controlled locally or remotely via a selector switch integral with the actuator. In addition, an auxiliary dry contact shall be provided for remote position feedback.
- (10) Valve A.C. motors shall be designed for operation on a 480 volt, 3-phase service. Valve control circuit shall operate from a fuse protected 120 volt power supply.
- (11) Motor operators shall be as manufactured by Limitorque Corporation, Type L120 or approved equal.

2.07 AIR RELEASE VALVES

- A. Air release valves shall be automatic float operated, GA Industries fig-929 for sewer applications, Fig-920 for water and reclaimed water application, or an approved equal, with inlet size and working pressure ratings as required and NPT connections.
- B. Valve bodies shall be ductile iron per ASTM A 126, Class B. The orifice, float and linkage shall be stainless steel. The seat shall be (Buna N) nitrile elastomer.

2.08 VALVE BOXES

- A. Buried valves shall have adjustable cast iron or HDPE valve boxes. Lids shall be cast iron drop type, and shall have "WATER", "SEWER", or "RECLAIM", as applicable, cast into the top. Lids will be painted "safety" blue for potable, purple for reclaimed, and green for sanitary sewer.
- B. Cast iron boxes shall be two-piece, or three-piece, as required, screw type, Tyler Pipe, 6850 Series, Box 461-S through 668-S, with extensions, as required to make the desired box length, or an approved equal. Bottom barrel shall be 5-1/4 inches inside diameter, with a flanged bottom with sufficient bearing area to prevent settling.
- C. HDPE boxes shall be two-piece, adjustable, 1/4-inch thick minimum heavy wall, high density polyethylene, with cast iron top and stainless steel adjustable stem, Trench Adapter, as manufactured by American Flow Control, or an approved equal. Bottom barrel shall have flanged bottom to prevent settling. All bolts, screws and pins shall be stainless steel.
- D. Reclaimed Valve Boxes shall be square 9-inch x 9-inch load bearing marked "Reclaimed Water" and painted Pantone 522C purple.
- E. All valves shall either have operating nuts within 4 feet below the top of the lid or shall have extension stems with centering guides to provide an extended operating nut within 4 feet below the lid. Extension stems shall be fixed to the valve operating nut with a stainless steel fastener.
- F. All potable water, sewer, and reclaimed water grade-adjustment risers shall be cast iron material just like the valve box. No plastic or steel risers shall be allowed.

- G. A centering device BoxLok or equal shall be installed in the valve box.
- H. Stand pipe shall match color code of the system being installed, (blue for potable, Pantone purple 522 C for reclaimed, and green for sanitary sewer).

2.09 CORPORATION STOPS AND SADDLES

- A. Corporation stops for connections to ductile iron and PVC water and reclaimed water mains shall be all red brass, alloy 85-5-5-5, per ASTM B 62, and shall conform to AWWA C800. 1-inch through 2-inch corporation stops shall be ball type, 300 psi working pressure rated, with AWWA MIP threaded inlets and compression, pack joint, flare, or FIP threaded joint outlets, Mueller as shown in the table below, or an approved equal. All joints made to CTS size HDPE tubing shall use stainless steel insert stiffeners.

Corporation Stops

Pipe Material	Type of Connection	Mueller 300 Model
HDPE	Compression x AWWA IP Thread	B-25028 (Saddle) *
HDPE	Compression x AWWA Taper Thread	B-25008 (Direct Tap) *
HDPE	Pack Joint x AWWA IP Thread	P-25028 (Saddle) *
HDPE	Pack Joint x AWWA Taper Thread	P-25008 (Direct Tap) *
Copper	Compression x AWWA IP Thread	B-25028 (Saddle)
Copper	Pack Joint x AWWA Taper Thread	B-25008 (Direct Tap)
Copper	Pack Joint x AWWA IP Thread	P-25028 (Saddle)
Copper	Pack Joint x AWWA Taper Thread	P-25008 (Direct Tap)
Copper	Flare x AWWA IP Thread	B-25025 (Saddle)
Copper	Flare x AWWA Taper Thread	B-25000 (Direct Tap)
Stainless Steel	FIP Thread x AWWA IP Thread	B-20046 (Saddle)
Stainless Steel	FIP Thread x AWWA Taper Thread	B-20045 (Direct Tap)
* Insert required, part number per manufacturer product information		

- B. Potable plastic service pipe material and compression and pack joint connectors shall not be used in soil that is contaminated with low molecular-weight petroleum products, aromatic hydrocarbons, chlorinated hydrocarbons or organic solvents. Appropriate service tubing shall apply.
- C. Water and reclaimed water service connections to PVC and DIP mains shall be made using red brass saddles, alloy 85-5-5-5, per ASTM B 62. Straps, washers and nuts shall be brass or stainless steel. No ductile iron, cast iron or steel saddles will be allowed. Saddles shall be Smith Blair 325 Bronze saddles with Stainless Steel or brass extra wide strap or equivalent.
- D. Connections to PVC sanitary force mains for services up to 2 inches shall be made using Romac Style 306 double bolt stainless steel service saddles or equivalent.
- E. Service and air release valve (ARV) connections to HDPE water, reclaimed water and sewer mains may be made using Romac Style 306H saddle or approved equal. All saddles shall be properly sized per the manufacturer product information and be installed according to the manufacturer's written instructions. Connections to HDPE mains shall not be made using narrower saddles similar to the Smith-Blair 325.

2.10 FLANGED ADAPTERS AND PLAIN END COUPLINGS

Plain end couplings and adapters shall be fusion-bonded epoxy coated carbon steel with Ethylene Propylene Diene Monomer (EPDM) rubber gaskets and stainless steel nuts, bolts and spacers. Acrylonitrile butadiene (NBR) gaskets shall be used for potable water mains that are located in soil that is contaminated with low molecular-weight petroleum products or non-chlorinated organic solvents or non-aromatic organic solvents. Fluorocarbon (FKM) gaskets shall be used for potable water mains that are located in soil that is contaminated with aromatic hydrocarbons or chlorinated hydrocarbons. Fluorocarbon (FKM) gaskets shall be used for potable water mains if the soil is contaminated with aromatic hydrocarbons or chlorinated hydrocarbons, and is also contaminated with low molecular-weight petroleum products or organic solvents. Couplings shall be Dresser Style 38, or another approved equal. Flange adapters shall have a plain end compression seal similar to the style 38, with an ANSI 125 Class flange on the opposite end, and shall be Dresser Style 128W or an approved equal. Stainless steel backup rings shall be used for force mains that are located in corrosive environments including wetwells and valve vaults.

2.11 HOSE BIBS

Hose bibs shall be 3/4" or 1" brass, polished chromium plated brass, with vacuum breaker as noted on the drawings.

2.12 SWING CHECK VALVES

- A. Check valves shall be swing type, weighted lever, conforming to AWWA C508. Valves shall be iron-body, bronze-mounted, single disk, 175 psi working pressure for 2- through 12-inch, 150 psi for 14- through 30-inch, with ANSI B16.1 Class 125 flanged ends, by Mueller; No. A-2600-6-01 (sewer), No. A-2602-6-01 (water), or AVK Series 41, or an approved equal.
- B. When there is no flow through the line, the disc shall hang lightly against its seat in practically a vertical position. When open, the disc shall swing clear of the waterway.
- C. Check valves shall have bronze seat and body rings, extended bronze or stainless steel hinge pins and stainless steel nuts and bolts on bolted covers.
- D. Valves shall be so constructed that disc and body seat may easily be removed and replaced without removing the valve from the line. Valves shall be fitted with an extended hinge arm with outside lever and weight.

2.13 HYDRANTS

Hydrants shall be dry barrel, nostalgic style, and shall be AVK Series 2780, American Darling B-84-B, Mueller Super Centurian 250, or approved equal and shall conform to AWWA C502 and UL/FM certified, and shall in addition meet the specific requirements and exceptions which follow:

- A. Hydrants shall be according to manufacturer's standard pattern or nostalgic style and of standard size, and shall have one 5-inch Storz connection or equivalent with two 2½-inch hose nozzles.
- B. Hydrant inlet connections shall have mechanical joints for 6-inch pipe.
- C. Hydrant valve opening shall have an area at least equal to that area of a 5 1/4-inch minimum diameter circle and be obstructed only by the valve rod. Each hydrant shall

be able to deliver 500 gpm minimum through its two 2 1/2 -inch hose nozzles when opened together with a loss of not more than 2 psi in the hydrant per AWWA C502.

- D. The upper and lower stem rod shall be stainless steel and shall have a breakable stem-rod coupling of stainless steel, or cast iron or ductile iron with a fusion bonded epoxy coating, with stainless steel pins and clips.
- E. Hydrants shall be hydrostatically tested as specified in AWWA C502 and shall be rated at 250 psi minimum.
- F. The operating nut shall be 1½ -inch pentagon shaped with a protective weather cover, and open counter clockwise.
- G. All nozzle threads shall be American National Standard.
- H. Each nozzle cap shall be provided with a Buna N rubber washer.
- I. All hydrants shall be traffic break away type and allow for 360 degree rotation to position the Storz connection/nozzle in the desired direction after installation.
- J. Hydrants must be capable of being extended without removing any operating parts.
- K. Hydrant extensions shall be fusion bonded epoxy coated inside and outside with a stainless steel stem. The breakaway coupling can be fusion bonded epoxy coated or stainless steel. Only one hydrant extension is allowed per hydrant.
- L. Weepholes shall be excluded from fire hydrants.
- M. Hydrant main valve closure shall be of the compression type opening against the pressure and closing with the pressure. The main valve shall be faced or covered with EPDM elastomer, which shall seat on a bronze ring.
- N. Hydrant bonnets, weather cover, nozzle section, caps and shoe shall be cast iron or ductile iron, and shall be holiday free fusion-bonded epoxy coated at the factory, per AWWA C550, inside and outside. Lower barrel shall be fusion bonded epoxy coated inside and outside. Aboveground parts shall also have a top coat of Sherwin-Williams Acrolon 218 HS acrylic polyurethane or approved equal; color Safety Yellow for fire hydrants that are connected to the potable water system or Pantone 522C purple for fire hydrants that are connected to the reclaimed water system.
- O. Exterior nuts, bolts and washers shall be stainless steel. Bronze nuts may be used below grade.
- P. All internal operating parts shall be removable without requiring excavation.

2.14

RESTRAINED JOINTS

- A. Pipe joints shall be restrained by poured-in-place concrete thrust blocks or by other mechanical methods, including tie rods, Stargrip and Allgrip, as manufactured by Star Pipe Products or Megaflange and 2000 PV, as manufactured by EBAA Iron Sales. Flanged joints may be used above ground.

- B. All T-bolts, bolts, nuts, washers, and all thread rods shall meet ASTM A-588 requirements (Cor-ten or equivalent) “weathering steel” or be 316 stainless steel. The use of rebar with welded thread is prohibited.

A certification from the supplier shall be provided to the County during the shop drawing review process ensuring all T-bolts, bolts, nuts, washers, and all thread rods meet the A-588 requirements and shall state the project name and contractor in the certification letter. If stainless steel is to be used, no certification letter is required.

- C. Restrained joints may also be Lok-Ring, as manufactured by American Cast Iron Pipe Company, or an approved equal.
- D. Restrained joint designs, which require wedges and/or shims to be driven into the joints in order to disassemble the pipe shall not be allowed.

2.15 TAPPING SLEEVES AND VALVES

- A. Tapping valves shall meet the requirements of AWWA C509/C515 with ductile iron body and shall be rated for a pressure of 250 psi. The valves shall be flanged with alignment ring by mechanical joint with a nonrising stainless steel stem. All bolts, nuts and washers shall be stainless steel. Manufacturer shall use Never-Seez or equivalent during assembly of bolt and nut sets to prevent galling of similar metals. Stem seals shall be provided and shall be of the O-ring type, two above and one below the valve’s thrust collar. Valve shall be designed for vertical burial and shall open counterclockwise. Operating nut shall be AWWA standard 2-inch square for valves 2 inches and up. Valves shall have an unobstructed waterway equal to or greater than the full nominal diameter of the valve to accommodate full size shell cutter. Gaskets shall cover the entire area of the flange surface and be 1/8-inch minimal thickness of red rubber. The wedge shall be ductile iron fully encapsulated with EPDM rubber. All bolts, nuts and washers between the sleeve and valve shall be stainless steel.
- B. Tapping sleeves and saddles shall be stainless steel, seal to the pipe by the use of a gasket compounded for water or sewer, and shall be able to withstand a pressure test of 180 psi for water lines or 150 psi for sewer force mains for one hour with no leakage in accordance with AWWA C110. A stainless steel 3/4-inch NPT test plug shall be provided for pressure testing. All bolts joining the two halves shall be stainless steel and shall be included with the sleeve or saddle; Romac SST III or Romac SST-H.

2.16 TRACER WIRE TEST STATION BOXES

Tracer wire test station boxes shall be provided at plug valves, butterfly valves, blowoff valves, gate valves, fire hydrants and backflow preventers as indicated in these Standards. Tracer wire test station boxes for yard service shall be 2 ½ inch diameter, 15 inch length, ABS plastic with a cast iron rim and lid, P200NFGT as manufactured by Bingham & Taylor, or equal approved by Manatee County. Where test boxes will be in streets or subject to vehicular traffic, use B&T Model P525RD, 5 ¼ -inch diameter or equal, centered in a separate concrete pad similar to a valve box pad.

PART 3 EXECUTION

3.01 INSTALLATION

- A. All valves and appurtenances shall be installed in the location shown, true to alignment and rigidly supported. Any damage occurring to the above items before they are installed shall be repaired to the satisfaction of the County.
- B. After installation, all valves and appurtenances shall be tested at least two hours at the working pressure corresponding to the class of pipe, unless a different test pressure is specified. If any joint proves to be defective, it shall be repaired to the satisfaction of the County.
- C. Install all floor boxes, brackets, extension rods, guides, the various types of operators and appurtenances as shown on the Drawings that are in masonry floors or walls, and install concrete inserts for hangers and supports as soon as forms are erected and before concrete is poured. Before setting these items, the Contractor shall check all plans and figures which have a direct bearing on their location and he shall be responsible for the proper location of these valves and appurtenances during the construction of the structures.
- D. Pipe for use with flexible couplings shall have plain ends as specified in the respective pipe sections.
- E. Flanged joints and mechanical joints shall be made with high strength, low alloy Corten or 316 stainless steel bolts, nuts and washers.
- F. Prior to assembly of split couplings, the grooves as well as other parts shall be thoroughly cleaned. The ends of the pipes and outside of the gaskets shall be moderately coated with petroleum jelly, cup grease, soft soap or graphite paste, and the gasket shall be slipped over one pipe end. After the other pipe has been brought to the correct position, the gasket shall be centered properly over the pipe ends with the lips against the pipes. The housing sections then shall be placed. After the bolts have been inserted, the nuts shall be tightened until the housing sections are firmly in contact, metal-to-metal, without excessive bolt tension.
- G. Prior to the installation of sleeve-type couplings, the pipe ends shall be cleaned thoroughly for a distance of 8". Soapy water may be used as a gasket lubricant. A follower and gasket, in that order, shall be slipped over each pipe to a distance of about 6" from the end.
- H. Valve boxes with concrete bases shall be installed as shown on the Drawings. Mechanical joints shall be made in the standard manner. Valve stems shall be vertical in all cases. Place cast iron box over each stem with base bearing on compacted fill and the top flush with final grade. Boxes shall have sufficient bracing to maintain alignment during backfilling. Knobs on cover shall be parallel to pipe. Remove any sand or undesirable fill from valve box.

3.02 HYDRANTS

- A. Hydrants shall be set at the locations designated by the County and/or as shown on the Drawings and shall be bedded on a firm foundation. A drainage pit on crushed stone as shown on the Drawings shall be filled with gravel or crushed stone and satisfactorily compacted. During backfilling, additional gravel or crushed stone shall be brought up around and 6" over the drain port. Each hydrant shall be set in true vertical alignment and shall be properly braced. Concrete thrust blocks shall be placed between the back of the hydrant inlet and undisturbed soil at the end of the trench. Minimum bearing area shall be as shown on the plans. Felt paper shall be placed around the hydrant elbow prior to placing concrete. CARE MUST BE TAKEN TO INSURE THAT CONCRETE DOES NOT PLUG

THE DRAIN PORTS. Concrete used for backing shall be as specified herein.

- B. When installations are made under pressure, the flow of water through the existing main shall be maintained at all times. The diameter of the tap shall be a minimum of 2" less than the inside diameter of the branch line.
- C. The entire operation shall be conducted by workmen thoroughly experienced in the installation of tapping sleeves and valves, and under the supervision of qualified personnel furnished by the manufacturer. The tapping machine shall be furnished by the Contractor if tap is larger than 12" in diameter.
- D. The Contractor shall determine the locations of the existing main to be tapped to confirm the fact that the proposed position for the tapping sleeve will be satisfactory and no interference will be encountered such as the occurrence of existing utilities or of a joint or fitting at the location proposed for the connection. No tap will be made closer than 30" from a pipe joint.
- E. Tapping valves shall be set in vertical position and be supplied with a 2" square operating nut for valves 2" and larger. The valve shall be provided with an oversized seat to permit the use of full sized cutters.
- F. Tapping sleeves and valves with boxes shall be set vertically or horizontally as indicated on the Drawings and shall be squarely centered on the main to be tapped. Adequate support shall be provided under the sleeve and valve during the tapping operation. Sleeves shall be no closer than 30" from water main joints. Thrust blocks shall be provided behind all tapping sleeves. Proper tamping of supporting earth around and under the valve and sleeve is mandatory. After completing the tap, the valve shall be flushed to ensure that the valve seat is clean.

3.03 SHOP PAINTING

Ferrous surfaces of valves and appurtenances shall receive a coating of rust-inhibitive primer. All pipe connection openings shall be capped to prevent the entry of foreign matter prior to installation.

3.04 FIELD PAINTING

All metal valves and appurtenances specified herein and exposed to view shall be painted safety blue.

3.05 INSPECTION AND TESTING

All pipelines shall remain undisturbed for 24 hours to develop complete strength at all joints. All pipelines shall be subjected to a hydrostatic pressure and leak testing. Refer to Manatee County Public Works Utility Standards Part 1-Utility Standards Manual Section 1.8.7. Prior to testing, the pipe lines shall be supported in a manner approved by the County to prevent movement during tests.

All leaks shall be repaired and lines retested as approved by the County.

END OF SECTION

SECTION 03410 PRECAST CONCRETE STRUCTURES

PART 1 GENERAL

1.01 SCOPE OF WORK

- A. The Contractor shall furnish all materials, labor and equipment and construct valve vaults, meter vaults, concrete pipe and accessory items, consisting of precast sections as shown on the Drawings and as specified herein.
- B. The forms, dimensions, concrete and construction methods shall be approved by the County in advance of construction.
- C. These Specifications are intended to give a general description of what is required, but do not purport to cover all of the structural design details which will vary in accordance with the requirements of the plans. It is, however, intended to cover the furnishing, shop testing, delivery and complete installation of all precast structures whether specifically mentioned in these Specifications or not.
- D. The supplier of the precast items shall coordinate his work with that of the Contractor to insure that the units will be delivered and installed in the excavation provided by the Contractor, in accordance with the Contractor's construction schedule.
- E. The Contractor will ensure coordination of the precast structures fabrication with the supplier to achieve the proper structural top slab openings, spacings and related dimensions for the selected equipment frames and covers. The top slabs, frames, covers, and subsurface structures outside of roadways shall be capable of live load of 300 pounds per square foot unless noted otherwise.
- F. All interior surfaces of valve vaults and meter vaults shall be painted with two coats of coal tar epoxy paint dry film thickness of 8-mils each coat, as approved by the County.

1.02 SUBMITTALS

- A. Submit to the County in accordance with the Contract Documents, shop drawings showing details of construction, reinforcing, and joints.
- B. Shop Drawings
 - 1. Content
 - a. Dimensions and finishes.
 - b. Estimated camber.
 - c. Reinforcing and connection details.
 - d. Lifting and erection inserts.
 - e. Other items cast into members.
 - 2. Show location of unit by same identification mark placed on member.
 - 3. Include design calculations.
- C. Manufacturer's Literature: Manufacturer's recommended installation instructions.
- D. Manufacturer's certificates of material conformance with Specifications.
- E. Test Reports: Reports of tests on concrete. A minimum of three compression test cylinders will be required for each pour.

1.03 INSPECTION

- A. The quality of all materials, the process of manufacture and the finished sections shall be subject to inspection and approval by the County, or other representatives of the County. Such inspection may be made at the place of manufacture, or at the site after delivery, or at both places and the sections shall be subject to rejection at any time due to failure to meet any of the Specification requirements; even though sample sections may have been accepted as satisfactory at the place of manufacture. Sections rejected after delivery to the project site shall be marked for identification and shall be removed from the project site at once. All sections, which have been damaged after delivery will be rejected and if already installed, shall be acceptably repaired, if permitted, or removed and replaced entirely at the Contractor's expense.
- B. At the time of inspection, the sections will be carefully examined for compliance with the applicable ASTM designation and these Specifications and with the approved manufacturer's drawings.
1. All sections shall be inspected for general appearance, dimension, "scratch-strength", blisters, cracks, roughness, soundness, etc. The surface shall be dense and close-textured.
 2. All sections shall meet the manufacturing tolerance requirements of ASTM C-478 or the following casting tolerances, whichever are more severe:

Wall Thickness	$\pm 3/8"$
Inside Diameter	$\pm 3/8"$
Outside Diameter	$\pm 1/2"$
Height or Length	$\pm 3/8"$
- C. Imperfections may be repaired, subject to the approval of the County, after demonstration by the manufacturer that strong and permanent repairs result. Repairs shall be carefully inspected before final approval. Cement mortar used for repairs shall have a minimum compressive strength of 4,000 psi at the end of 7 days and 5,000 psi at the end of 28 days, when tested in 3-inch by 6-inch cylinders stored in the standard manner. Epoxy mortar may be utilized for repairs subject to the approval of the County.

PART 2 PRODUCTS

2.01 PRECAST CONCRETE SECTIONS

- A. Precast concrete manhole grade rings, flat slab tops, conical tops, risers and base sections shall be fabricated in accordance with the material and design standards of ASTM C478, except as modified herein.
- B. Portland cement shall conform to ASTM C150, Type II, and concrete shall have a minimum compressive 28-day strength of 4,000 psi.
- C. The manufacturer shall make a minimum of four standard test cylinders for each 100 cubic yards of concrete (or part thereof) that is cast each day. These test cylinders, along with sections cast that day, shall be marked in such a way that the test results can be matched with the appropriate castings. Two cylinders shall be cured with the product until the forms are stripped. At this time, one cylinder shall be broken to ascertain that a minimum strength

of 2000 psi has been reached prior to moving the product from the forming location. The remaining two cylinders shall be cured and tested in accordance with ASTM C192 and C39. The average compressive strength for each day's production shall be greater than 4000 psi with no more than 10% of the tested cylinders falling below 4000 psi. In no case shall any cylinder strength fall below 3500 psi. All cylinder strengths shall be certified by a Florida Licensed Professional Engineer. Failure to meet these requirements for any day's production is cause for rejection of all sections cast that day.

- D. Minimum wall thickness for manholes shall be 8 inches or 1/12 the inside diameter of the manhole, whichever is greater. The minimum thickness for the bottom of the base section shall be 8 inches.
- E. Reinforcing steel shall be as specified in ASTM C478.
- F. Precast manhole structures shall be free of cracks, holes, voids, blisters or rough surfaces. Manholes shall be water-tight, and shall be generally sound and free of defects of any sort. Lift holes shall not penetrate through the wall of any manhole tops, risers or base sections. Holes passing part-way through the manhole section walls for lifting devices shall be filled with cement or epoxy grout after the manhole has been set in place.
- G. Pipe openings shall meet the recommended tolerances of the individual manufactured pipe to manhole connectors; however, the horizontal location shall be within +/- 2 degrees of arc of that detailed on the shop drawings.

2.02 MANHOLE INVERTS

- A. Benched inverts shall be provided and shall be monolithically cast or shall be a secondary casting in a cured base section as per ASTM C478.
- B. The width of the invert channel shall be the same as the inside diameter of the connected sewer pipes and shall have a "U" - shaped cross-section with the bottom of the channel shaped to correspond with the lower half of the pipe. The depth of the channel shall be a minimum of half the inside diameter of the connected pipes.
- C. The channel shall be formed smooth and streamlined, and, where the flow changes directions, shall have true curves of the largest radius possible within the manhole base. The maximum change of direction of flow within a manhole shall be 90 degrees.
- D. The channel invert slope shall be uniform through the manhole and shall have a minimum vertical drop of 1 inch from the inlet(s) to the outlet.
- E. For all manholes with pipes 16 inches in diameter and larger, the base section and invert channels shall have a pre-molded plastic liner as described in subsection 1.12.6, "Concrete Manholes and Wetwells with Protective Liners."

2.03 RESILIENT PIPE CONNECTORS

- A. Connections of manholes to pipes shall be made using resilient boot or seal connectors manufactured in accordance with ASTM C923 and shall maintain a resilient, hydrostatic seal between the pipe and the connector and between the connector and the manhole structure.

- B. Connectors shall be installed in strict accordance with the written installation instructions of the manufacturer. Non-shrink grout shall be placed in the gap between the boot or seal and the manhole invert channel, to make a smooth transition, unless otherwise directed by the manufacturer's instructions.

2.04 MANHOLE AND WETWELL JOINTS

- A. Joints between manhole sections and wetwell sections shall be modified tongue and groove, or modified bell and spigot, with a continuous elastomeric ring gasket (o-ring) joint conforming to the requirements of ASTM C443. In addition to the ring gasket, an additional sealing device shall be provided as follows:
 - (1) A minimum of six-inches wide of Rub'R-Nek RU116 elastomeric based plastic joint wrap shall be centered over the joint, on the outside of the manhole, or
 - (2) A minimum of ½-inch x ¾-inch bead of Adeka Ultra Seal P-201 hydrophilic urethane paste applied to the interior of the joint just before manhole section assembly.
- B. In addition to the requirements in subsection A, above, all joints between manhole sections, for manholes receiving turbulent flow and wetwells with a liner, shall also have a continuous strip of liner material that is a minimum of 6 inches wide weld-fused all around the inside face of the joint, per manufacturer's recommendations, or they shall have the joint filled at the inside face with a butyl rubber sealant meeting Fed. Spec A-A-272B to form a bead across the joint, so that no bare concrete inside the joint is left exposed.
- C. For standard manholes without liners, fill the joint at the inside face with non-shrink grout and strike the joint smooth and uniform with the manhole interior walls.
- D. For manholes with and without plastic liners and with concrete grade-adjustment rings, joints between the top section and the grade ring, and between grade rings, and between the grade ring and the cast iron ring frame shall be made with non-shrink cement mortar.

2.05 CONCRETE MANHOLES AND WETWELLS WITH PROTECTIVE LINERS

- A. Drop manholes, manholes with opposing flows, manholes immediately upstream of a lift station wetwell, manholes with gravity sewers greater than 12 inches in diameter, force main termination manholes and the first two manholes downstream from a force main termination manhole, and pumping station wetwells shall have a full plastic liner. The liners shall be integrally cast into the concrete tops, risers and base sections, which shall be in all other respects manufactured in accordance with ASTM C478 using Type II Portland Cement per ASTM C150. The plastic liner shall be generally chemically resistant to the wastewater environment and shall be mechanically affixed to the precast concrete manhole sections so that there can be no separation of the liner from the manhole sections during the service lifetime.
- B. The plastic liner shall have no surface degradation when exposed to nitric acid, hydrochloric acid, ammonia, sodium hydroxide, sulfuric acid, acetone, unleaded gasoline and turpentine in accordance with test method ASTM D1308, and shall not be attacked when immersed in acetone according to test method ASTM D2152.
- C. The manhole liner shall be FRP GU Liners, as manufactured by GU Florida or an approved equal. The base liner for manholes shall have preformed flow channels with water-tight gasketed pipe bell connections or boot holes that extend to the outside profile of the precast

concrete structure. FRP GU, HDPE AGRU, or PVC DURA-PLATE liners shall be installed with the remaining sections, including the cone section of the manhole.

- D. The wall thickness for manholes and wetwells with liners, including the liner thickness, shall be 8 inches minimum or 1/12 of the inside diameter, whichever is greater. The minimum thickness of the bottom of the base section shall be 8 inches under the bottom of the flow channel.
- E. Manhole cast iron frames shall be adjusted to grade with concrete grade rings same as for un-lined manholes. Lined manholes shall be equipped with a GU Liner Convertible Collar as manufactured by GU Florida or an approved equal. The collar shall form a water-tight seal to the manhole top with a GU Lip Seal rubber gasket, or approved equal. The collar shall be sealed water-tight against the base of the cast iron frame using a butyl rubber sealant.

2.06 MANHOLE RINGS AND COVERS

Rings and covers shall be gray iron castings, conforming to ASTM A48, Class 30B, and shall be pattern USF 170-CE-1, as manufactured by U.S. Foundry, with the words "MANATEE COUNTY", "SANITARY SEWER", and "(YEAR)" cast into them. Frame and cover castings shall be dense and even grained, and shall be free of blowholes, warping, or any other defects not true to pattern. Seating surfaces of covers and frames shall be machined true to prevent rocking. Castings shall be designed and tested to bear an AASHTO H-20 wheel loading with and added 30 percent impact factor and shall be Class Heavy Duty traffic bearing.

2.07 MANHOLE INSERTS

Watertight manhole inserts shall be stainless steel and are required for all sanitary sewer manholes installed. Neoprene gaskets shall be installed under the insert lip to insure a leak proof seal.

2.08 PRECAST CONCRETE MANHOLE INSTALLATION

- A. Manholes shall be installed at the end of each line; at all change in grade, size, or alignment; at all intersections; and at distances not greater than 400 feet for sewers 15 inches or less and 500 feet for sewers 18 inches or larger. Cleanouts may be used only for special conditions with approval by the County and shall not be substituted for manholes.
- B. Drop manholes shall be provided for sewers entering a manhole at an elevation 24 inches or more above the manhole lowest invert. Where the drop is less than 24 inches, the invert shall have an elevated U-channel to prevent solids deposition. Drop manholes shall be constructed with an outside drop connection and the entire outside drop connection shall be encased in concrete.
- C. Precast concrete sections shall be set vertical and in true alignment as indicated by the construction plans. Excavation, bedding foundation and backfill shall be done in accordance with the Trenching and Excavation section of these Standards. All manholes shall meet the following installation tolerances:
 - 1. The finished manholes shall not be out of plumb by more than 3/8 inch per 10 feet of height.
 - 2. Any jog or offset of the inside wall surface at a joint shall not exceed 1/2 inch.

3. Variation in the joint width around the circumference of the manhole shall not exceed 1/4 inch.

2.09 SETTING MANHOLE RINGS

Manhole rings and covers shall be set to conform accurately to the finished ground or pavement grade as indicated on the construction drawings or as directed by the County. Rings on manholes shall be set concentric with the adjusting rings and sealed so that the space between the top of the adjustment rings and the bottom flanges of the rings will be made watertight. A ring of mortar shall be placed around the outside of the bottom flange at least one inch thick and pitched to shed water away from the frame. Mortar shall be extended to the outer edge of the masonry and finished smooth and flush with the top of the flange.

2.10 SPRAY-APPLIED MANHOLE LINERS

Existing concrete or brick and mortar manhole structures that are to be modified or rehabilitated by adding a manhole liner shall have a spray-applied liner installed according to the material and procedural requirements of the "Modifications to Existing Structures, Piping and Equipment," Section 1.2 of this Manual. All recommendations of the product's manufacturer shall be followed.

2.11 PROTECTION FROM FLOODWATER INFLOW

Wastewater sewer systems shall be designed to prevent flood or surface waters from entering the collection system. Manhole rims and clean-out tops shall be elevated 4 inches above the 100-year flood level, or 8 inches above the 25-year flood level, or 4 inches above the surrounding unpaved ground surface within a 20-foot radius, whichever is highest, or the manhole covers and clean-out lids shall be designed and installed with factory-made watertight, tamper proof, sealing devices. Manholes with rims less than the above required elevations shall be PAMTIGHT as manufactured by CertainTeed, or equal as approved by Manatee County.

Cleanouts not at or above the required elevations shall have the clean-out adapter solvent welded watertight to the clean-out riser. Plugs are to be recessed square key with Teflon plumber's tape wrapped on threads to make a watertight seal.

PART 3 EXECUTION

3.01 INSTALLATION

- A. The Contractor shall be responsible for handling ground water to provide firm, dry subgrade for the structure, shall prevent water rising on new poured-in-place concrete or grouted joint sections within 24 hours after placing and shall guard against flotation or other damage resulting from ground water or flooding.
- B. A minimum of an 8-inch shell base compacted layer of washed shell or crushed stone shall be placed as a foundation for the structure's base slabs and valve and/or meter vault pits.
- C. Backfill materials around the structures and above the pipe bedding shall be select material as specified in the Contract Documents.
- D. Precast bases, conforming to all requirements of ASTM C478 and above listed requirements for precast sections, may be used.
- E. The structure shall not be set into the excavation until the installation procedure and

excavation have been approved by the County.

- F. The base may be cast-in-place concrete placed on a thoroughly compacted crushed rock subbase, (98 percent of the maximum density as determined by AASHTO T-180. The tops of the cast-in-place bases shall be shaped to mate with the precast barrel section and shall be adjusted in grade so that the top slab section is at the approximately correct elevation.
- G. Precast concrete structure sections shall be set so as to be vertical and with sections in true alignment with a 1/4-inch maximum tolerance to be allowed. The joints shall be prepared as in 2.04 above and finished flush with the adjoining surfaces. Allow joints to set for 24 hours before backfilling. Backfilling shall be done in a careful manner, bringing the fill up evenly on all sides. The Contractor shall install the precast sections in a manner that will result in a watertight joint. Leaking joints are not acceptable.
- H. Holes in the concrete sections required for handling or other purposes shall be plugged with a non-shrink grout or by grout in combination with concrete plugs.
- I. Where holes must be cut in the precast sections to accommodate pipes, cutting shall be done prior to setting them in place to prevent any subsequent jarring which may loosen the mortar joints.
- J. Frames and hatches specified and furnished shall be cast in the cover slab prior to setting. Normal installation shall include 6" to 12" of concrete grade rings between the top of the cone section and the cover plate ring slab.

ASTM A48-74, or most recent revision, Specification for Gray Iron Castings, Class 30 or Grade 60-45-10 Ductile Iron meeting the requirements of ASTM A536-72, or most recent revision, Specification for Ductile Iron Castings. Cast in a true symmetrical pattern of tough, dense and even grained iron, free from warping, scales, lumps, blisters, sandholes, or any defects of any kind. Provide indented pattern lids with lettering as shown on the Drawings. Machine or grind frames and lids at touching surfaces to provide firm seats and prevent rocking. Remove and replace any set not matching perfectly. All frames and covers shall be designed to withstand an HS20-44 wheel loading as defined by AASHTO specifications.

- K. Manhole inserts: Watertight manhole inserts shall be 316 stainless steel and are required for all sanitary sewer manholes installed. Inserts shall be as manufactured by FRW Industries, Conroe, Texas, or approved equal. Neoprene gaskets shall be installed under the insert lip to insure a leakproof seal.
- L. Penetrations and connections into precast or existing structures shall be accomplished by rotary core boring.
- M. Cast in place liners shall be repaired, fitted around penetrations, sealed at joints, etc. in accordance with the manufacturer's recommendations for that liner. As a general rule, repairs, sleeves and patches shall be welded in place, glues and sealants shall not be used unless approved by the manufacturer.

3.04 TESTING

- A. After constructed to its finished height and before being backfilled, each manhole must be visually inspected and shall meet the satisfaction of the County.
- B. If the visual inspection reveals defects, poor workmanship, or suspect installation, it shall

be at the sole discretion of the County to have the structure vacuum tested for water tightness.

1. Plug pipelines and perform vacuum test. Observing all recommended safety measures induce a backpressure of 5.0 p.s.i. equivalent to 10" Hg (mercury). The manhole assembly is considered satisfactory if the vacuum loss is less than 1" Hg for the length of time listed in the following table:

Time of Test in Seconds			
Depth Feet	Manhole Diameter in Feet		
	4	5	6
4	10	13	16
8	20	26	32
12	30	39	48
16	40	52	64
20	50	65	80
24	60	78	96
T	5	6.5	8

Note: Add "T" seconds for each additional 2'- of depth.

- C. Failure to pass this test requires the Contractor to correct the problems and retest. The Contractor will replace leaking gaskets and/or concrete sections and retest the completed manhole. No manhole will be accepted without successfully passing this test.

END OF SECTION

BID ATTACHMENT 3, PLAN SET / DRAWINGS

NOTE - This attachment is uploaded as a separate document on the Procurement page of the County website with the solicitation document and available for download.



REPORT OF GEOTECHNICAL EXPLORATION

CORTEZ GARDENS WATER MAIN REPLACEMENT MANATEE COUNTY, FLORIDA

AREHNA PROJECT NO. B-19-017.01

March 29, 2019

Prepared For:
Ayres & Associates, Inc.
8875 Hidden River Parkway, Suite 200
Tampa, FL 33637-1038

Prepared By:
AREHNA Engineering, Inc.
5012 West Lemon Street
Tampa, Florida 33609

March 29, 2019

Mr. Christopher Martin, P.E.
Ayres & Associates, Inc.
8875 Hidden River Parkway, Suite 200
Tampa, FL 33637-1038

MartinC@AyresAssociates.com

Subject: **Report of Geotechnical Exploration**
Cortez Gardens Water Main Replacement
Manatee County, Florida
Manatee County Project No. PW01214
AREHNA Project No. B-19-017.001

Dear Mr. Martin,

AREHNA Engineering, Inc. (AREHNA) is pleased to submit this report of our geotechnical exploration for the proposed project. Services were conducted in general accordance with AREHNA Proposal B-18-159 dated December 28, 2018. The purpose of our geotechnical study was to obtain information on the general subsurface conditions for the proposed replacement of approximately 2,000 linear feet of existing 2 and 4-inch water mains.

This report presents our understanding of the project, outlines our exploratory procedures, and documents the field data obtained.

AREHNA appreciates the opportunity to have assisted Ayres & Associates, Inc. on this project. Should you have any questions with regards to this report, or if we can be of any further assistance, please contact this office.

Best Regards,

AREHNA ENGINEERING, INC.


FLORIDA BOARD OF PROFESSIONAL ENGINEERS CERTIFICATE OF AUTHORIZATION NO. 28410

This item has been digitally signed and sealed by:

Kristina LaCava, P.E.
Geotechnical Engineer
Florida Registration 77594

on the date adjacent to the seal.
Printed copies of this document are not considered signed and sealed and the signature must be verified on any electronic copies.




Kirk M. Eastman, P.E.
Senior Geotechnical Engineer
Florida Registration 50733

Distribution: 1 – Electronic Submittal
1 – File

TABLE OF CONTENTS

	<u>Page</u>
1.0 PROJECT INFORMATION AND SCOPE OF WORK.....	1
1.1 Site Description and Project Characteristics.....	1
1.2 Scope of Work	1
2.0 FIELD EXPLORATION AND LABORATORY TESTING.....	2
2.1 Field Exploration	2
2.2 Laboratory Testing.....	2
3.0 SUBSURFACE CONDITIONS	3
3.1 USGS Topographic Data	3
3.2 USDA Natural Resources Conservation Service Data	3
3.3 Subsurface Conditions	3
3.4 Groundwater Conditions.....	4
3.5 Estimated Seasonal High Groundwater Level	4
4.0 GENERAL SITE PREPARATION	5
4.1 General.....	5
4.2 On-Site Soil Suitability	5
4.3 Excavation and Backfill.....	5
4.4 Dewatering.....	6
4.5 Pipeline Bedding.....	6
4.6 General Construction Monitoring and Testing Guidelines	7
5.0 BASIS FOR RECOMMENDATIONS.....	8

LIST OF APPENDICES

APPENDIX A

- Project Site Location Map – Figure 1
- Field Exploration Location Plan – Figure 2
- USGS Topographic Survey – Figure 3
- USDA Soil Survey - Figure 4
- Soil Profiles – Figure 5

APPENDIX B

- Summary of Laboratory Test Results – Table 1
- Field and Laboratory Test Procedures



1.0 PROJECT INFORMATION AND SCOPE OF WORK

1.1 SITE DESCRIPTION AND PROJECT CHARACTERISTICS

The project consists of the replacement of approximately 2,000 linear feet of existing 2 and 4-inch water mains mostly on easements with poor access and limited fire protection with 6-inch water mains and 42 new services installed from main to meter. The project site is bound by 60th Street W, 40th Avenue W, 59th Street W, and 42nd Avenue W in Bradenton, Florida; as indicated on the **Project Location Map, Figure 1** in **Appendix A**.

1.2 SCOPE OF WORK

The purpose of our geotechnical study was to obtain information on the general subsurface conditions along the proposed project alignment. The subsurface materials encountered were evaluated with respect to the available project characteristics. The following services were performed:

- Requested utility location services from Sunshine811.
- Performed 10 auger borings extending to approximate depths of 4 to 6 feet below the existing ground surface. Samples were collected and transported to our laboratory for appropriate classification.
- Visually classified and stratified the soil samples in the laboratory using the Unified Soil Classification System and conducted a laboratory testing program on representative soil samples.
- Reported the results of the field exploration and engineering analysis. The results of the subsurface exploration are presented in this report signed and sealed by a professional engineer specializing in geotechnical engineering.



2.0 FIELD EXPLORATION AND LABORATORY TESTING

2.1 FIELD EXPLORATION

Our scope included performing 10 auger borings extending to approximate depths of 4 to 6 feet below the existing ground surface.

The auger borings are performed in general accordance with ASTM D-1452, “Standard Practice for Soil Investigation and Sampling by Auger Borings”. Auger borings are advanced manually using a bucket-type hand auger. The soils encountered are identified, in the field, from cuttings brought to the surface by the augering process. Representative soil samples from the auger borings are placed in glass jars and transported to our laboratory where they are examined by an engineer for classification.

Representative portions of these soil samples were sealed in glass jars, labeled and transferred for appropriate classification.

The auger boring locations are shown on the **Field Exploration Location Plans, Figure 2 in Appendix A** of this report. The hand auger borings were located in the field by measuring off of existing features and GPS Coordinates.

2.2 LABORATORY TESTING

The soil samples were transported to AREHNA’s soil laboratory and were classified by a Geotechnical Engineer using the USCS in general accordance with the ASTM Test Designation D-2488. Laboratory tests included full sieve gradation, percent organic content, and natural moisture content. The test results are presented on **Table 1, Appendix B**.



3.0 SUBSURFACE CONDITIONS

3.1 USGS TOPOGRAPHIC DATA

The topographic survey map published by the United States Geological Survey and the existing survey information of the site was reviewed for ground surface features at the proposed project location (**Figure 3, Appendix A**). Based on this review, natural ground surface elevations at the project site range between approximately +20 to +25 feet.

3.2 USDA NATURAL RESOURCES CONSERVATION SERVICE DATA

The United States Department of Agriculture (USDA) Natural Resources Conservation Service (NRCS) survey for Manatee County indicates that the soils at the project site consist of the following soil units:

Soil Unit Number	Soil Name	Depth to High Water Table (feet)
11	Cassia fine sand, 0 to 2 percent slopes	1.5 – 3.5
20	EauGallie fine sand, 0 to 2 percent slopes	0.5 – 1.5

The soil survey also indicates that the average annual precipitation is 42 to 63 inches. The soils encountered in our auger borings are generally consistent with the soil units listed above. The USDA Soil Survey map for the project site is attached as **Figure 4** in **Appendix A**.

3.3 SUBSURFACE CONDITIONS

The Soil Profiles on **Figure 5** in **Appendix A** should be consulted for a detailed description of the subsurface conditions encountered at each boring location. When reviewing the boring records and the subsurface profiles, it should be understood that soil conditions may vary between and away from boring locations.

The auger borings generally encountered fine sand (SP) and fine sand with silt (SP-SM) occasionally with trace roots and trace to little shell fragments from the existing ground surface to the termination depths of 4 to 6 feet. Auger boring HA-09 encountered trace organics (5%) from a depth of 3.5 to 4 feet where the boring was then terminated due to a suspected pipe.

Further, HA-10 was terminated at a depth of 4 feet on large roots. If the new water main is proposed to be above a depth of 4 feet in this area, additional investigation will need to be completed in this area to find the extents of the large roots. These large roots should be removed and replaced with clean structural fill compacted to at least 95 percent of the Modified Proctor maximum dry density (ASTM D-1557) prior to installing the new water main. Failure to remove the encountered root system will potentially result in excessive differential and long term settlement.



3.4 GROUNDWATER CONDITIONS

The groundwater level was generally encountered in the auger borings at depths between 4 to 5 feet below the existing ground surface. Fluctuation in ground water levels should be expected due to seasonal climatic changes, tidal changes, construction activity, rainfall variations, surface water runoff, and other site-specific factors. Since ground water level variations are anticipated, design drawings and specifications should accommodate such possibilities and construction planning should be based on the assumption that variations will occur.

3.5 ESTIMATED SEASONAL HIGH GROUNDWATER LEVEL

Based on the mapping performed by the USDA, soils information obtained from the site and our experience in the area, we estimate that the seasonal high groundwater level will be encountered at an approximate depth of 2 feet along the project alignment.



4.0 GENERAL SITE PREPARATION

4.1 GENERAL

Auger boring HA-10 was terminated at a depth of 4 feet on large roots. Prior to constructing the proposed water mains, an additional site investigation should be completed in this area to find the extent of the root system. Once an additional investigation has been completed, the roots should be removed and replaced with clean structural fill compacted to at least 95 percent of the Modified Proctor maximum dry density (ASTM D-1557) prior to installing the new water main. Failure to remove all the encountered root systems may result in excessive differential and long term settlement.

Site preparation includes stripping, excavation, backfilling, and compaction.

4.2 ON-SITE SOIL SUITABILITY

The borings indicate that sandy soils classified as SP and SP-SM based on the Unified Soil Classification System are present at the site from the existing ground surface to depths between 4 and 6 feet. The slightly organic soils encountered at a depth of 3.5 to 4 feet in HA-09 are not suitable for backfill. Suitable structural fill materials should consist of fine to medium sand with less than 12 percent passing the No. 200 sieve and be free of rubble, organics, clay, debris, and other unsuitable material. Any off-site materials used as fill should be approved by AREHNA prior to acquisition.

4.3 EXCAVATION AND BACKFILL

Excavations, whether they be utility trenches, basement excavations, or footing excavations, should be constructed in accordance with the new OSHA guidelines. The contractor is solely responsible for designing and constructing stable, temporary excavations and should shore, slope, or bench the sides of the excavations as required to maintain stability of both the excavation sides and bottom. The contractor's responsible person, as defined in 29 CFR, Part 1926, should evaluate the soil exposed in the excavations as part of the contractor's safety procedures. In no case should slope height, slope inclination, or excavation depth, including utility trench excavation depth, exceed those specified in all local, state, and federal safety-regulations.

The soils encountered are consistent with AASHTO Class C soils and will not stand vertically in an open excavation below the ground water level. Soil should not be stockpiled adjacent to excavations, unless the stockpile has been included in the analyses of the excavation stability.



Recommended Earth Pressure Parameters

Material Description	Saturated Unit Weight (pcf)	Cohesion (psf)	Angle of Internal Friction (degrees)	Earth Pressure Coefficients		
				Active (Ka)	At-Rest (Ko)	Passive (Kp)
Fine sand (SP) & Fine sand with silt (SP-SM)	110	0	30	0.33	0.5	3.0

Excavations below the groundwater level will likely require a combination of sanded wellpoints and pumping from filtered sumps.

Any and all excavations should be backfilled with compacted fill. Fill should generally consist of dry fine sand with less than 12 percent passing the No. 200 sieve and be free of rubble, organics, clay, debris and other unsuitable material. Fill should be tested and approved prior to acquisition. Approved sand fill should be placed in loose lifts not exceeding 12 inches in thickness and should be compacted to a minimum of 95 percent of the Modified Proctor maximum dry density (ASTM D-1557). Prior to beginning compaction, soil moisture contents should be adjusted in order to facilitate proper compaction. A moisture content within 2 percentage points of the optimum indicated by the Modified Proctor Test (ASTM D-1557) is recommended prior to compaction of the fill.

4.4 DEWATERING

Construction activities should be accomplished in the “dry” with ground water levels maintained at least 1 foot below the deepest portion of any excavation. The groundwater level was encountered at depths between 4 and 5 feet in the auger borings performed. Therefore, depending on the time of year construction is performed, dewatering may be required for excavations deeper than 4 feet. Dewatering can be accomplished using a sanded wellpoint system supplemented by a gravel bottom layer and pumping from a sump. Actual dewatering means and methods should be the responsibility of the contractor.

Groundwater fluctuations will likely occur due to seasonal variations, runoff, and other factors and should be considered when planning earthwork activities. The impact of runoff from adjacent properties, nearby water bodies, and other site-specific conditions which may affect groundwater recharge are beyond the scope of this exploration and should be considered when planning and designing a dewatering system.

4.5 PIPELINE BEDDING

We recommend that the new watermain be supported on a bedding layer consisting of at least 6 inches of granular soils meeting the previous requirements for structural fill. The bedding layer should be compacted to at least 95 percent of the Modified Proctor maximum dry density (ASTM D-1557).



If organic soils or roots are encountered within the proposed location of the new watermain, the deleterious materials should be removed and replaced with clean structural fill compacted to at least 95 percent of the Modified Proctor maximum dry density.

4.6 GENERAL CONSTRUCTION MONITORING AND TESTING GUIDELINES

Prior to initiating compaction operations, we recommend that representative samples of the structural fill material to be used and acceptable exposed in-place soils be collected and tested to determine their compaction and classification characteristics. The maximum dry density, optimum moisture content, gradation and plasticity characteristics should be determined. These tests are needed for compaction quality control of the structural fill and existing soils and to determine if the fill material is acceptable.

A representative number of in-place field density tests should be performed in the compacted existing soils and in each lift of structural fill or backfill to confirm that the required degree of compaction has been obtained. We recommend that at least one density test be performed for every lift of backfill and for every 100 lineal feet of trench.



5.0 BASIS FOR RECOMMENDATIONS

The analysis and recommendations submitted in this report are based upon the data obtained from the soil borings performed at the location indicated. Regardless of the thoroughness of a geotechnical exploration, there is always a possibility that conditions across site will be different from those encountered where the boring was performed, and that conditions will not be as anticipated by the designers or contractors. In addition, the construction process itself may alter soil conditions. AREHNA is not responsible for the conclusions, opinions or recommendations made by others based on the data presented in this report.



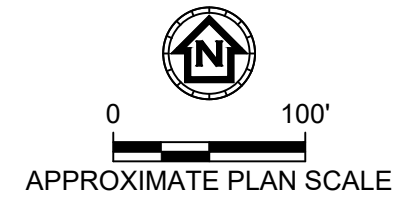
APPENDIX A

Project Site Location Map – Figure 1
Field Exploration Location Plan – Figure 2
USGS Topographic Survey – Figure 3
USDA Soil Survey – Figure 4
Soil Profiles – Figure 5

PROJECT SITE LOCATION MAP



FIELD EXPLORATION LOCATION PLAN



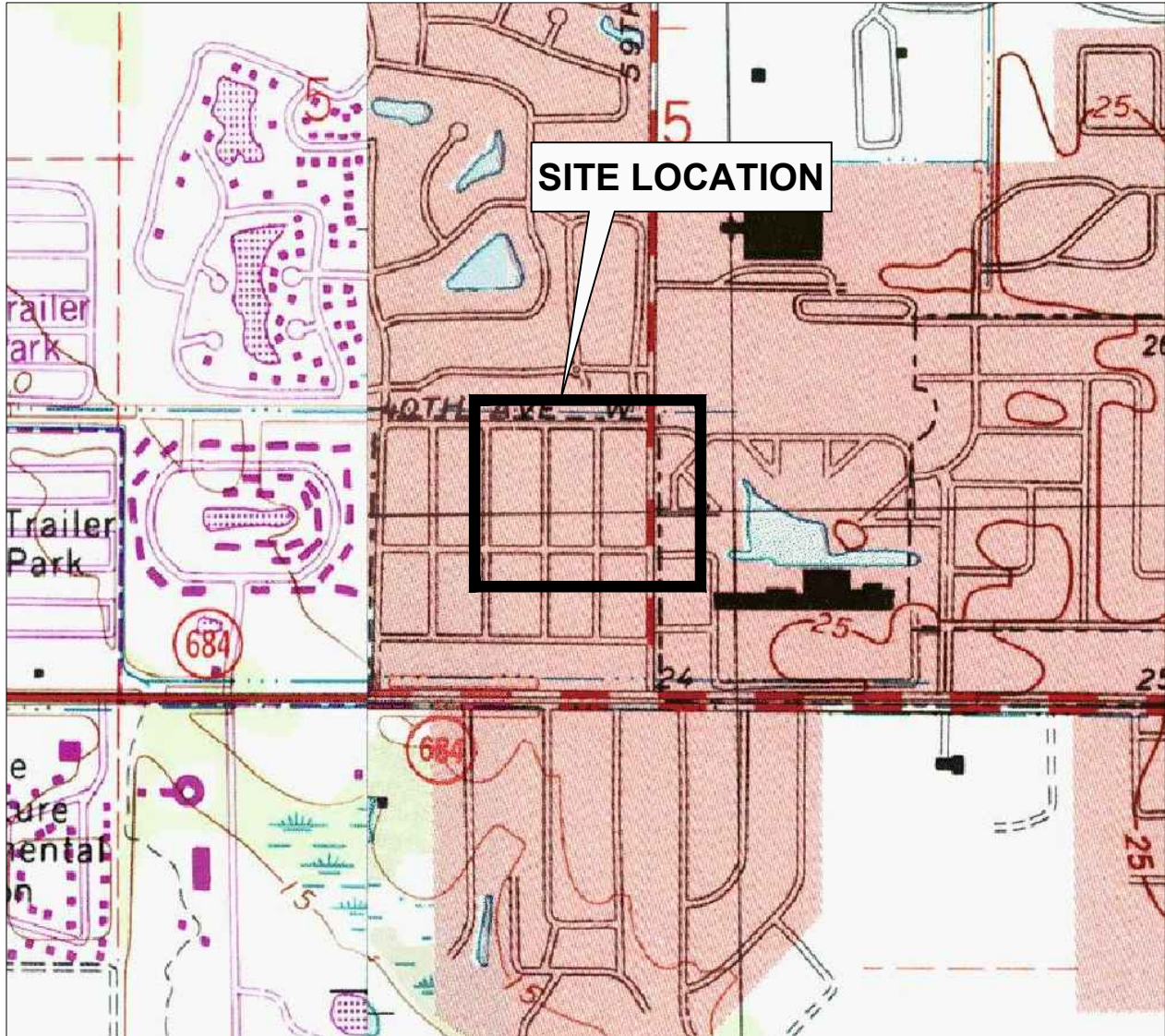
LEGEND

HA-X Approximate Location of Hand Auger Boring

REVISIONS				PREPARED BY:		NAME		DATE		PROJECT NAME		PROJECT NO.	FIGURE NO.	
NO.	DATE	DESCRIPTIONS	APPROVED	AREHNA Engineering, Inc. <small>5012 West Lenton Street, Tampa, FL 33609 Phone 813.944.3464 Fax 813.944.4959 Certificate of Authorization No. 28410</small>		DESIGNED BY:	BRH	03/2019	MANATEE COUNTY POTABLE WATER CORTEZ GARDENS BRADENTON, FLORIDA		B-19-017.001		2	
						DRAWN BY:	BRH	03/2019						
						CHECKED BY:	AC	03/2019						
						SUPERVISED BY:	Kristina LaCava, P.E.							



USGS TOPOGRAPHIC SURVEY




USDA SOIL SURVEY



SOIL MAPPING UNITS

- 11—Cassia fine sand, 0 to 2 percent slopes
- 20—EauGallie fine sand, 0 to 2 percent slopes

 AREHNA Engineering, Inc. 5012 West Lemon Street, Tampa, FL 33609 Phone 813.944.3464 Fax 813.944.4959 Certificate of Authorization No. 28410	DATE	PROJECT NAME	PROJECT NO.	FIG NO.
	03/2019	MANATEE COUNTY POTABLE WATER CORTEZ GARDENS BRADENTON, FLORIDA	B-19-017.001	4

SOIL PROFILES

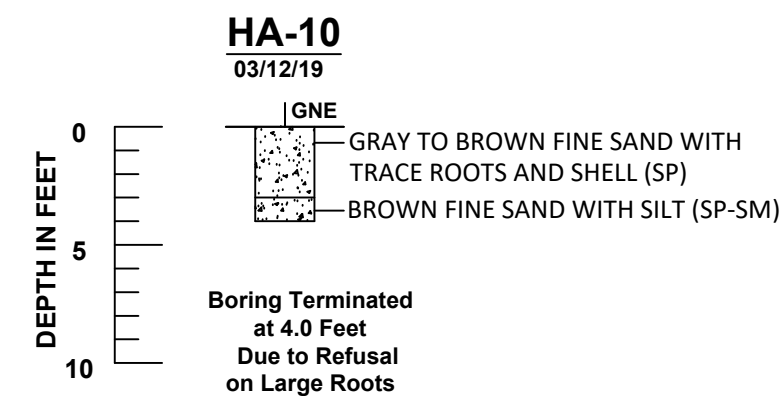
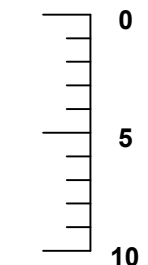
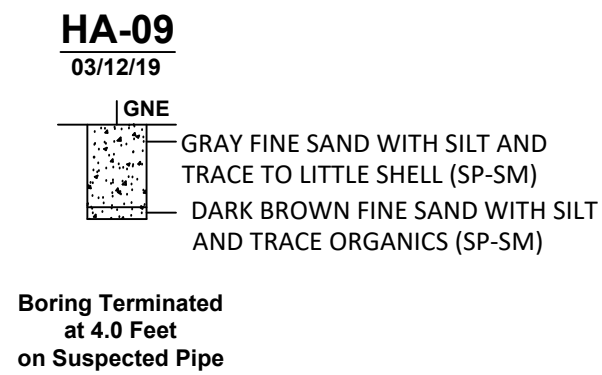
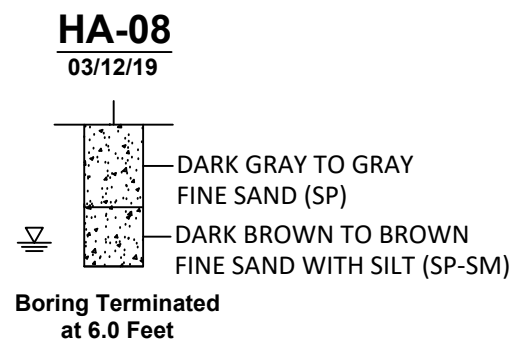
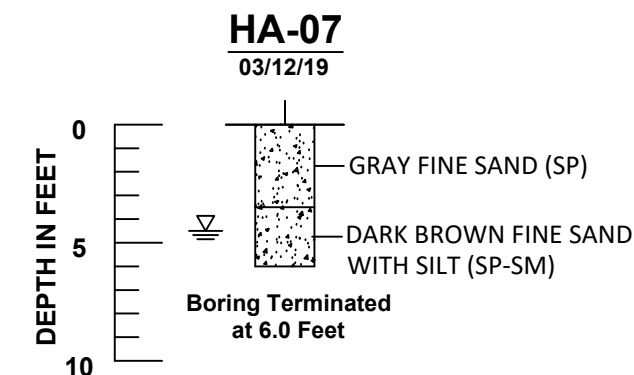
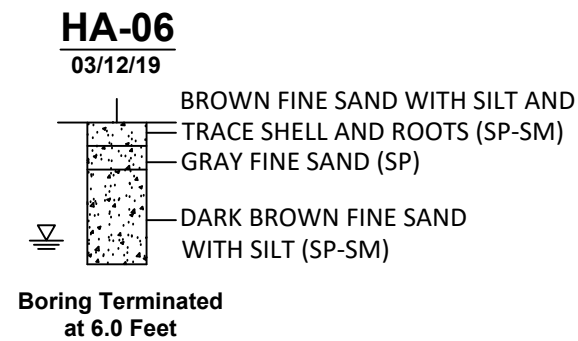
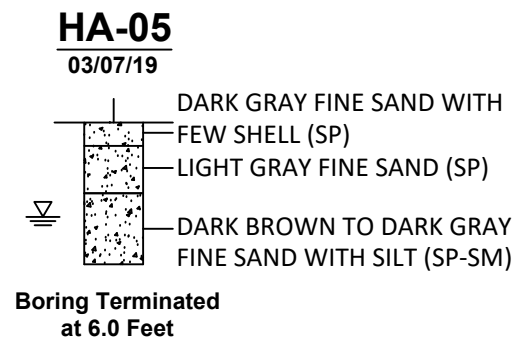
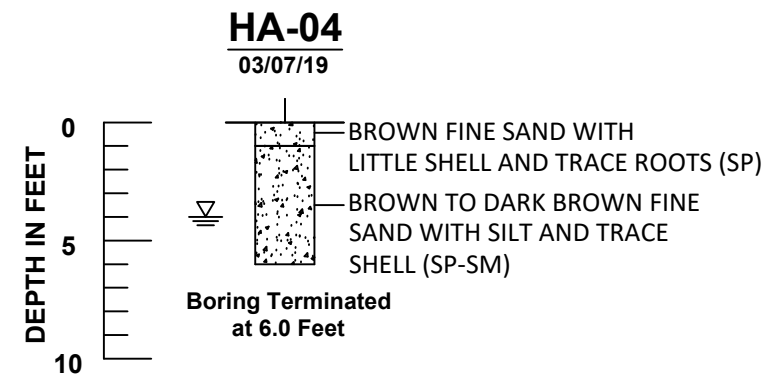
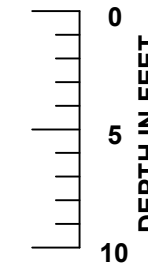
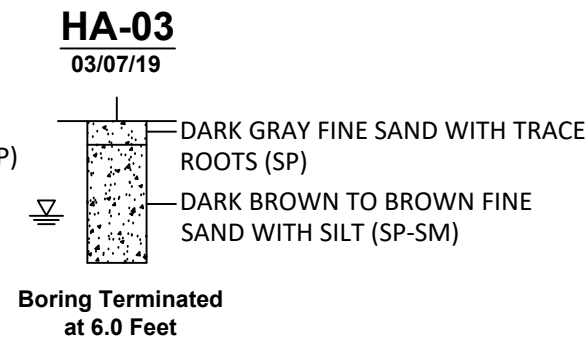
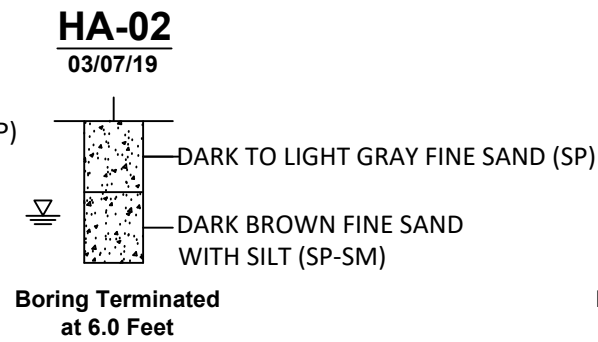
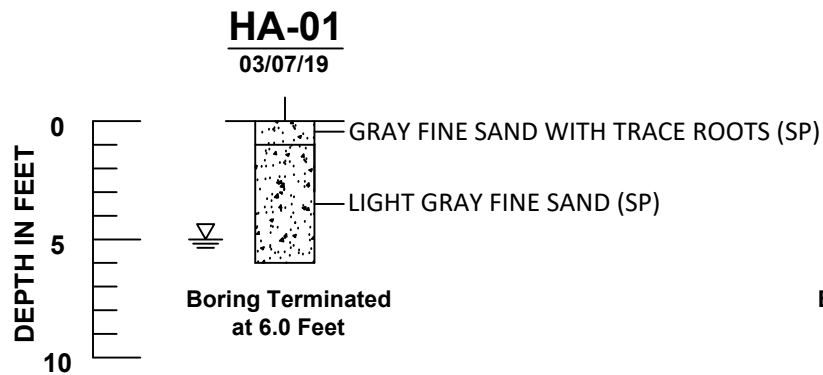
LEGEND



Fine Sand (SP/SP-SM)

- GNE Groundwater Table Not Encountered
- Groundwater Level at Time of Drilling
- SP Unified Soil Classification System (ASTM D 2488) Group Symbol As Determined By Visual Review And/Or Laboratory Testing

Coordinates (WGS84)		
Test #	Latitude	Longitude
HA-01	27.4646411	-82.6222206
HA-02	27.4652442	-82.6220581
HA-03	27.4657372	-82.6222043
HA-04	27.466286	-82.621390
HA-05	27.4659513	-82.6212407
HA-06	27.4654731	-82.6213924
HA-07	27.4648372	-82.6212549
HA-08	27.4644678	-82.6206284
HA-09	27.4652575	-82.6205868
HA-10	27.4658311	-82.6205825



REVISIONS			PREPARED BY:	NAME DATE		BORING PROFILE	PROJECT NO.	FIGURE NO.
NO.	DATE	DESCRIPTIONS		DESIGNED BY:	DATE			
			 AREHNA Engineering, Inc. 5012 West Lemon Street, Tampa, FL 33609 Phone 813.944.3464 Fax 813.944.4959 Certificate of Authorization No. 28410	DRAWN BY:	03/2019	MANATEE COUNTY POTABLE WATER CORTEZ GARDENS BRADENTON, FLORIDA	B-19-017.001	5
				CHECKED BY:	03/2019			
				SUPERVISED BY:	Kristina LaCava, P.E.			
				APPROVED:				

APPENDIX B

Summary of Laboratory Test Results – Table 1
Field and Laboratory Test Procedures

TABLE 1
SUMMARY OF LABORATORY TEST RESULTS
CORTEZ GARDENS WATER MAIN REPLACEMENT
MANATEE COUNTY, FLORIDA
AREHNA Project No. B-19-017.01

Boring No.	Sample Depth (feet)	USCS Classification	Percent Moisture Content	Sieve Analysis (% Passing)				Organic Content (%)
				No 40	No 60	No 100	No 200	
HA-09	3.5 – 4	SP-SM	18	94	79	18	8	5



FIELD PROCEDURES

Auger Boring

The auger borings are performed in general accordance with ASTM D-1452, “Standard Practice for Soil Investigation and Sampling by Auger Borings”. Auger borings are advanced manually using a bucket-type hand auger. The soils encountered are identified, in the field, from cuttings brought to the surface by the augering process. Representative soil samples from the auger borings are placed in glass jars and transported to our laboratory where they are examined by an engineer for classification.



LABORATORY PROCEDURES

Water Content

The water content is the ratio, expressed as a percentage, of the weight of water in a given mass of soil to the weight of the solid particles. This test is conducted in general accordance with FM 1-T265.

Fines Content

In this test, the sample is dried and then washed over a No. 200 mesh sieve. The percentage of soil by weight passing the sieve is the percentage of fines or portion of the sample in the silt and clay size range. This test is conducted in general accordance with ASTM D-1140.

Percent Organics (Organic Loss on Ignition)

The amount of organic material in a sample is determined in this test. The sample is first dried and weighed, then ignited and reweighed. The amount of organic material is expressed as a percentage of the total dry weight of the sample prior to ignition. This test is conducted in general accordance with FM 1-T267.



SECTION D, SAMPLE CONSTRUCTION AGREEMENT WITH GENERAL CONDITIONS OF THE CONSTRUCTION AGREEMENT AND AGREEMENT EXHIBITS

CONSTRUCTION AGREEMENT

for

STIPULATED SUM

between

MANATEE COUNTY (AS OWNER)

and

_____ (AS CONTRACTOR)

**CONSTRUCTION AGREEMENT FOR
STIPULATED SUM
[PROJECT NAME]**

THIS AGREEMENT (“Agreement”) is made and entered into by and between Manatee County, a political subdivision of the State of Florida, referred to herein as “Owner”, and the firm of _____, incorporated in the State of _____ and registered and licensed to do business in the State of Florida (license # _____), referred to herein as “Contractor.”

WHEREAS, the Owner intends to construct **[PROJECT DESCRIPTION]**, the aforementioned improvements being hereinafter referred to and defined as the “Project”; and

WHEREAS, in response to Owner’s Invitation for Bid Construction No. _____ (the “IFBC”), Contractor has submitted its Bid (the “Contractor’s Bid”) to provide the aforementioned construction services.

NOW THEREFORE, the Owner and the Contractor, in consideration of the mutual covenants hereinafter set forth, the sufficiency of which is hereby acknowledged, agree as follows:

1. Contract Documents. The Contract Documents consist of this Agreement and attached Exhibits, the attached General Conditions of the Construction Agreement, Supplementary Conditions (if any), Special Conditions (if any), Drawings (the titles of which are attached hereto as Exhibit A), Specifications (the titles of which are attached hereto as Exhibit B), Addenda issued prior to execution of this Agreement, the Invitation for Bid (including any Instructions to Bidders, Scope of Work, Bid Summary, Supplements, and Technical Specifications), any interpretations issued pursuant to the Invitation for Bid, the Contractor’s Bid, permits, notice of intent to award, Notice to Proceed, purchase order(s), any other documents listed in this Agreement, and Modifications [to include written Amendment(s), Change Order(s), Work Directive Change(s) and Field Directive(s)] issued after execution of this Agreement. These form the Agreement, and are as fully a part of the Agreement as if attached or repeated herein. This Agreement represents the entire and integrated agreement between the parties hereto and supersedes prior negotiations, representations or agreements, either written or oral. No other documents shall be considered Contract Documents.

2. Work. The Contractor shall fully execute the Work described in the Contract Documents, except to the extent specifically indicated in the Contract Documents to be the responsibility of others.

3. Date of Commencement and Substantial Completion.

A. Date of Commencement. The date of commencement of the Work shall be the date fixed in a Notice to Proceed issued by the Owner.

B. Contract Time. The Contract Time shall be measured from the date of commencement.

C. Substantial Completion. The Contractor shall achieve Substantial Completion of the entire Work not later than ___ days from the date of commencement, or as follows:

Portion of Work	Substantial Completion Date
------------------------	------------------------------------

subject to adjustments of this Contract Time as provided in the Contract Documents.

Time is of the essence in the Contract Documents and all obligations thereunder. If the Contractor fails to achieve Substantial Completion of the Work within the Contract Time and as otherwise required by the Contract Documents (to include not only the entire Work but any portion of the Work as set forth above), the Owner shall be entitled to retain or recover from the Contractor, as liquidated damages and not as a penalty, the sum of \$_____ per calendar day, commencing upon the first day following expiration of the Contract Time and continuing until the actual date of Substantial Completion. Such liquidated damages are hereby agreed to be a reasonable estimate of damages the Owner will incur because of delayed completion of the Work. The Owner may deduct liquidated damages as described in this paragraph from any unpaid amounts then or thereafter due the Contractor under this Agreement. Any liquidated damages not so deducted from any unpaid amounts due the Contractor shall be payable to the Owner at the demand of the Owner, together with interest from the date of the demand at the maximum allowable rate.

4. Contract Sum.

A. Payment. The Owner shall pay the Contractor the Contract Sum in current funds for the Contractor's performance of the Contract. The Contract Sum shall be _____ Dollars and Zero Cents (\$_____), subject to additions and deductions as provided in the Contract Documents.

B. Alternates. The Contract Sum is based upon the following alternates, if any, which are described in the Contract Documents and are hereby accepted by the Owner. *(State the numbers or other identification of accepted alternates. If decisions on other alternates are to be made by the Owner subsequent to the execution of this Agreement, attach a schedule of such other alternates showing the amount for each and the date when that amount expires.)*

C. Unit Prices. Unit prices, if any, are reflected in the Contractor's Bid.

5. Payments.

A. Progress Payments.

(1) Based upon Applications for Payment submitted to the Architect/Engineer by the Contractor and Certificates for Payment issued by the Architect/Engineer, the Owner shall make progress payments on account of the Contract Sum to the Contractor as provided below and elsewhere in the Contract Documents.

- (2) The period covered by each Application for Payment shall be one calendar month ending on the last day of the month.
- (3) Payments shall be made by Owner in accordance with the requirements of Section 218.735, Florida Statutes.
- (4) Each Application for Payment shall be based on the most recent schedule of values submitted by the Contractor in accordance with the Contract Documents. The schedule of values shall allocate the entire Contract Sum among the various portions of the Work. The schedule of values shall be prepared in such form and supported by such data to substantiate its accuracy as the Architect/Engineer may require. This schedule, unless objected to by the Owner or Architect/Engineer, shall be used as a basis for reviewing the Contractor's Applications for Payment.
- (5) Applications for Payment shall indicate the percentage of completion of each portion of the Work as of the end of the period covered by the Application for Payment.
- (6) Subject to other provisions of the Contract Documents, the amount of each progress payment shall be computed as follows:
 - i. Take that portion of the Contract Sum properly allocable to completed Work as determined by multiplying the percentage completion of each portion of the Work by the share of the Contract Sum allocated to that portion of the Work in the schedule of values, less retainage of five percent (5.00%). Pending final determination of cost to the Owner of changes in the Work, amounts not in dispute shall be included as provided in Section 3.3.B. of the General Conditions;
 - ii. Add that portion of the Contract Sum properly allocable to materials and equipment delivered and suitably stored at the site for subsequent incorporation in the completed construction (or, if approved in advance by the Owner, suitably stored off the site at a location agreed upon in writing), supported by paid receipts, less retainage of five percent (5.00%);
 - iii. Subtract the aggregate of previous payments made by the Owner; and
 - iv. Subtract amounts, if any, for which the Architect/Engineer has withheld or nullified an Application for Payment, in whole or in part as provided in Section 3.3.C. of the General Conditions.
- (7) The progress payment amount determined in accordance with Section 5.A(6) shall be further modified under the following circumstances:

- i. Add, upon Substantial Completion of the Work, a sum sufficient to increase the total payments to the full amount of the Contract Sum, less such amounts as the Architect/Engineer shall determine for incomplete Work, retainage applicable to such work and unsettled claims.
- ii. Add, if final completion of the Work is thereafter materially delayed through no fault of the Contractor, any additional amounts payable in accordance with Section 3.2.B. of the General Conditions.

(8) Reduction or limitation of retainage, if any, shall be as follows:

Notwithstanding the foregoing, upon completion of at least 50% of the Work, as determined by the Architect/Engineer and Owner, the Owner may, with the concurrence of the Architect/Engineer, reduce to two and one-half percent (2.5%) the amount of retainage withheld from each subsequent progress payment.

(9) Except with the Owner's prior approval, the Contractor shall not make advance payments to suppliers for materials or equipment which have not been delivered and stored at the site.

B. Final Payment. Final Payment, constituting the entire unpaid balance of the Contract Sum, shall be made by the Owner to the Contractor when:

(1) The Contractor has fully performed the Work except for the Contractor's responsibility to correct Work as provided in Section 2.4.C. of the General Conditions, and to satisfy other requirements, if any, which extend beyond final payment; and

(2) A final Application for Payment has been approved by the Architect/Engineer.

6. Termination or Suspension.

A. Termination. The Agreement may be terminated by the Owner or the Contractor as provided in Article XIV of the General Conditions.

B. Suspension by Owner. The Work may be suspended by the Owner as provided in Article XIV of the General Conditions.

7. Other Provisions.

A. Substantial Completion Defined. Substantial Completion shall be defined as provided in Article I of the General Conditions. In the event a temporary certificate of occupancy or completion is issued establishing Substantial Completion, the Contractor shall diligently pursue the issuance of a permanent certificate of occupancy or completion.

B. Project Meetings. There shall be a project meeting, at the jobsite or other location acceptable to the parties, on a regularly scheduled basis. The meeting will be attended by a representative of the Contractor, Architect/Engineer and Owner. These representatives shall be authorized to make decisions that are not otherwise contrary to the requirements of this Agreement.

C. Weather. Any rainfall, temperatures below 32 degrees Fahrenheit or winds greater than 25 m.p.h. which actually prevents Work on a given day, shall be considered lost time and an additional day added to the Contract Time, provided no work could be done on site, and provided written notice has been submitted to the Owner by the Contractor documenting same.

D. Shop Drawings; Critical Submittals. In consideration of the impact of timely review of submittals and shop drawings on the overall progress of the Work, it is hereby agreed that the Owner shall cause his agents and design professionals to accomplish the review of any particular "critical" submittals and/or shop drawings and return same to the Contractor within fourteen (14) days.

E. Applications for Payment. Applications for Payment shall be submitted once monthly at regular intervals and shall include detailed documentation of all costs incurred.

F. Punch List. Within 30 days after obtainment of Substantial Completion, the Owner shall generate a "punch list" of all work items requiring remedial attention by the Contractor. Within 5 days thereafter the Architect/Engineer shall assign a fair value to the punch list items, which sum shall be deducted from the next scheduled progress payment to the Contractor. Upon satisfactory completion of the punch list items, as certified by the Architect/Engineer, the previously deducted sum shall be paid to the Contractor.

G. Closeout documentation. Within 30 days after obtainment of Substantial Completion and before final payment, Contractor shall gather and deliver to Owner all warranty documentation, all manufacturer's product and warranty literature, all manuals (including parts and technical manuals), all schematics and handbooks, and all as-built drawings.

H. Governing Provisions; Conflicts. In the event of a conflict between this Agreement and the Specifications or as between the General Conditions and the Specifications, the Specifications shall govern.

I. E-Verify. The Contractor's employment of unauthorized aliens is a violation of Section 274(e) of the Federal Immigration and Employment Act. The Contractor shall utilize the U.S. Department of Homeland Security E-Verify system to verify the employment eligibility of all new employees hired during the term of this Agreement, and shall require the same verification procedure of all Subcontractors.

8. Insurance and Bonding. If and to the extent required by the Invitation for Bid documents, the Contractor shall furnish insurance coverage for (but not necessarily limited to) workers' compensation, commercial general liability, auto liability, excess liability, and builder's risk. The Contractor shall furnish to the Owner all appropriate policies and Certificate(s) of Insurance. The Contractor shall also post a Payment and Performance Bond for the Contract Sum, within ten (___) days following notification of intent to award, and otherwise in accordance with the Invitation for Bid documents.

9. Independent Contractor. The Contractor acknowledges that it is functioning as an independent contractor in performing under the terms of this Agreement, and it is not acting as an employee of the Owner.

10. Entire Agreement. This Agreement (inclusive of the Contract Documents incorporated herein by reference) represents the full agreement of the parties.

11. Amendments; Waivers; Assignment.

A. Amendments. This Agreement may be amended only pursuant to an instrument in writing that has been jointly executed by authorized representatives of the parties hereto.

B. Waivers. Neither this Agreement nor any portion of it may be modified or waived orally. However, each party (through its governing body or properly authorized officer) shall have the right, but not the obligation, to waive, on a case-by-case basis, any right or condition herein reserved or intended for the benefit or protection of such party without being deemed or considered to have waived such right or condition for any other case, situation, or circumstance and without being deemed or considered to have waived any other right or condition. No such waiver shall be effective unless made in writing with an express and specific statement of the intent of such governing body or officer to provide such waiver.

C. Assignment. The rights and obligations of either party to this Agreement may be assigned to a third party only pursuant to a written amendment hereto.

12. Validity. Each of the Owner and Contractor represents and warrants to the other its respective authority to enter into this Agreement.

13. Covenant to Defend. Neither the validity of this Agreement nor the validity of any portion hereof may be challenged by any party hereto, and each party hereto hereby waives any right to initiate any such challenge. Furthermore, if this Agreement or any portion hereof is challenged by a third party in any judicial, administrative, or appellate proceeding (each party hereby covenanting with the other party not to initiate, encourage, foster, promote, cooperate with, or acquiesce to such challenge), the parties hereto collectively and individually agree, at their individual sole cost and expense, to defend in good faith its validity through a final judicial determination or other resolution, unless all parties mutually agree in writing not to defend such challenge or not to appeal any decision invalidating this Agreement or any portion thereof.

14. Disclaimer of Third-Party Beneficiaries; Successors and Assigns. This Agreement is solely for the benefit of the parties hereto, and no right, privilege, or cause of action shall by reason hereof accrue upon, to, or for the benefit of any third party. Nothing in this Agreement is intended or shall be construed to confer upon or give any person, corporation, partnership, trust, private entity, agency, or other governmental entity any right, privilege, remedy, or claim under or by reason of this Agreement or any provisions or conditions hereof. This Agreement shall be binding upon, and its benefits and advantages shall inure to, the successors and assigns of the parties hereto.

15. Construction.

A. Headings and Captions. The headings and captions of articles, sections, and paragraphs used in this Agreement are for convenience of reference only and are not intended to define or limit their contents, nor are they to affect the construction of or be taken into consideration in interpreting this Agreement.

B. Legal References. All references to statutory sections or chapters shall be construed to include subsequent amendments to such provisions, and to refer to the successor provision of any such provision. References to “applicable law” and “general law” shall be construed to include provisions of local, state and federal law, whether established by legislative action, administrative rule or regulation, or judicial decision.

16. Severability. The provisions of this Agreement are declared by the parties hereto to be severable. In the event any term or provision of this Agreement shall be held invalid by a court of competent jurisdiction, such invalid term or provision should not affect the validity of any other term or provision hereof; and all such terms and provisions hereof shall be enforceable to the fullest extent permitted by law as if such invalid term or provision had never been part of this Agreement; provided, however, if any term or provision of this Agreement is held to be invalid due to the scope or extent thereof, then, to the extent permitted by law, such term or provision shall be automatically deemed modified in order that it may be enforced to the maximum scope and extent permitted by law.

17. Governing Law; Venue. This Agreement shall be governed by the laws of the State of Florida. Venue for any petition for writ of certiorari or other court action allowed by this Agreement shall be in the Circuit Court of the Twelfth Judicial Circuit in and for Manatee County, Florida.

18. Attorney’s Fees and Costs. In any claim dispute procedure or litigation arising from this Agreement, each party hereto shall be solely responsible for paying its attorney’s fees and costs.

19. Notices. All notices, comments, consents, objections, approvals, waivers, and elections under this Agreement shall be in writing and shall be given only by hand delivery for which a receipt is obtained, or certified mail, prepaid with confirmation of delivery requested, or by electronic mail with delivery confirmation. All such communications shall be addressed to the applicable addressees set forth below or as any party may otherwise designate in the manner prescribed herein.

To the Owner: _____

Email: _____

To the Contractor: _____

Email: _____

Notices, comments, consents, objections, approvals, waivers, and elections shall be deemed given when received by the party for whom such communication is intended at such party's address herein specified, or such other physical address or email address as such party may have substituted by notice to the other.

20. Public Records Law. The Contractor shall comply with the Florida Public Records Act (Chapter 119, Florida Statutes), and shall:

- A. Keep and maintain public records required by the Owner to perform the services called for in this Agreement.
- B. Upon request from the Owner's custodian of public records, provide the Owner with a copy of the requested records or allow the records to be inspected or copied within a reasonable time at a cost that does not exceed the cost provided in Chapter 119, Florida Statutes or as otherwise provided by law.
- C. Ensure that public records that are exempt or confidential and exempt from public records disclosure requirements are not disclosed except as authorized by law for the duration of this Agreement and following completion of this Agreement if the Contractor does not transfer the records to the Owner.
- D. Upon completion of this Agreement, transfer, at no cost, to the Owner all public records in possession of the Contractor or keep and maintain such public records. If the Contractor transfers all public records to the Owner upon completion of the Agreement, the Contractor shall destroy any duplicate public records that are exempt or confidential and exempt from public records disclosure requirements. If the Contractor keeps and maintains public records upon completion of the Agreement, the Contractor shall meet all applicable requirements for retaining public records. All records stored electronically must be provided to the Owner, upon request from the Owner's custodian of public records, in a format that is compatible with the information technology systems of the Owner.

IF THE CONTRACTOR HAS QUESTIONS REGARDING THE APPLICATION OF CHAPTER 119, FLORIDA STATUTES, TO THE CONTRACTOR'S DUTY TO PROVIDE PUBLIC RECORDS RELATING TO THIS AGREEMENT, CONTACT THE OWNER'S CUSTODIAN OF PUBLIC RECORDS AT 941-748-4501, EXT. 5845; DEBBIE.SCACCIANOCE@MYMANATEE.ORG; POST OFFICE BOX 1000, BRADENTON, FLORIDA 34206.

21. Exhibits. Exhibits to this Agreement are as follows:

Exhibit A—Title(s) of Drawings

Exhibit B—Title(s) of Specifications

Exhibit C—Affidavit of No Conflict

Exhibit D—Certificate(s) of Insurance

Exhibit E—Payment and Performance Bond

Exhibit F—Standard Forms

- 1—Application for Payment
- 2—Certificate of Substantial Completion
- 3—Final Reconciliation / Warranty / Affidavit
- 4—Change Order

SAMPLE

WHEREFORE, the parties hereto have executed this Agreement as of the date last executed below.

Name of Contractor

By: _____

Printed Name: _____

Title: _____

Date: _____

MANATEE COUNTY, a political subdivision
of the State of Florida

By: _____

Printed Name: _____

Title: _____

Date: _____

SAMPLE

GENERAL CONDITIONS
of the
CONSTRUCTION AGREEMENT

SAMPLE

TABLE OF CONTENTS FOR GENERAL CONDITIONS

	<u>Page</u>
Article I -- Definitions.....	GC-1
1.1 Definitions.....	GC-1
A. Acceptance	GC-1
B. Application for Payment.....	GC-1
C. Architect/Engineer	GC-1
D. Change Order	GC-1
E. Construction Services.....	GC-1
F. Construction Team	GC-1
G. Contract Sum.....	GC-1
H. Contract Time.....	GC-1
I. Contractor's Personnel.....	GC-1
J. Days	GC-1
K. Defective.....	GC-2
L. Field Directive.....	GC-2
M. Final Completion Date.....	GC-2
N. Float Time.....	GC-2
O. Force Majeure	GC-2
P. Notice to Proceed.....	GC-2
Q. Owner	GC-2
R. Owner's Project Representative.....	GC-2
S. Payment and Performance Bond.....	GC-2
T. Permitting Authority.....	GC-2
U. Procurement Ordinance	GC-2
V. Progress Report.....	GC-2
W. Project.....	GC-2
X. Project Costs	GC-3
Y. Project Manager.....	GC-3
Z. Project Plans and Specifications.....	GC-3
AA. Project Schedule	GC-3
BB. Project Site.....	GC-3
CC. Subcontractor	GC-3
DD. Substantial Completion and Substantially Complete.....	GC-3
EE. Substantial Completion Date	GC-3
FF. Substitute.....	GC-3
GG. Unit Price Work	GC-4
HH. Work.....	GC-4
II. Work Directive Change.....	GC-4
Article II -- Relationship and Responsibilities	GC-4
2.1 Relationship between Contractor and Owner	GC-4
A. Purpose.....	GC-4
B. Construction Team	GC-4
C. Owner's Reliance on Bid (or GMP).....	GC-4

2.2	General Contractor Responsibilities	GC-5
	A. Personnel.....	GC-5
	B. Cooperation with Architect/Engineer.....	GC-5
	C. Timely Performance	GC-5
	D. Duty to Defend Work.....	GC-5
	E. Trade and Industry Terminology.....	GC-5
2.3	Project Schedule.....	GC-6
2.4	Construction Services	GC-7
	A. Construction of Project	GC-7
	B. Notice to Proceed	GC-7
	C. Quality of Work	GC-7
	D. Materials	GC-7
	E. Accountability for Work.....	GC-7
	F. Contract Sum.....	GC-8
	G. Governing Specifications	GC-8
	H. Adherence to Project Schedule	GC-8
	I. Superintendent.....	GC-8
	J. Work Hours	GC-8
	K. Overtime-Related Costs.....	GC-8
	L. Insurance, Overhead and Utilities	GC-9
	M. Cleanliness.....	GC-9
	N. Loading.....	GC-9
	O. Safety and Protection	GC-9
	P. Emergencies	GC-10
	Q. Substitutes	GC-10
	R. Surveys and Stakes	GC-10
	S. Suitability of Project Site	GC-11
	T. Project Specification Errors	GC-11
	U. Remediation of Contamination	GC-11
	V. Interfacing	GC-12
	W. Job Site Facilities	GC-13
	X. Weather Protection.....	GC-13
	Y. Performance and Payment Bond	GC-13
	Z. Construction Phase; Building Permit; Code Inspections	GC-13
	(1) Building Permit	GC-13
	(2) Code Inspections	GC-14
	(3) Contractor's Personnel	GC-14
	(4) Lines of Authority	GC-14
	AA. Quality Control	GC-14
	BB. Management of Subcontractors	GC-15
	CC. Job Requirements	GC-15
	DD. As-Built Drawings.....	GC-17
	EE. Progress Reports.....	GC-17
	FF. Contractor's Warranty.....	GC-17
	GG. Apprentices.....	GC-18
	HH. Schedule of Values	GC-18
	II. Other Contracts.....	GC-18
	Article III -- Compensation.....	GC-18
3.1	Compensation	GC-18

A. <i>Adjustments</i>	GC-18
B. <i>Valuation</i>	GC-18
C. <i>Unit Price Work</i>	GC-19
3.2 <i>Schedule of Compensation</i>	GC-19
A. <i>Periodic Payments for Services</i>	GC-19
B. <i>Payment for Materials and Equipment</i>	GC-19
C. <i>Credit toward Contract Sum</i>	GC-19
3.3 <i>Invoice and Payment</i>	GC-20
A. <i>Invoices</i>	GC-20
B. <i>Additional Information; Processing of Invoices</i>	GC-20
C. <i>Architect/Engineer's Approval</i>	GC-20
D. <i>Warrants of Contractor with Respect to Payments</i>	GC-20
E. <i>All Compensation Included</i>	GC-20
Article IV -- Subcontractors	GC-21
4.1 <i>Subcontracts</i>	GC-21
A. <i>Subcontracts Generally</i>	GC-21
B. <i>No Damages for Delay</i>	GC-21
C. <i>Subcontractual Relations</i>	GC-21
D. <i>Insurance; Acts & Omissions</i>	GC-22
4.2 <i>Relationship and Responsibilities</i>	GC-22
4.3 <i>Payments to Subcontractors; Monthly Statements</i>	GC-22
A. <i>Payment</i>	GC-22
B. <i>Final Payment of Subcontractors</i>	GC-22
4.4 <i>Responsibility for Subcontractors</i>	GC-22
4.5 <i>Contingent Assignment of Subcontracts</i>	GC-23
Article V -- Changes in Work	GC-23
5.1 <i>General</i>	GC-23
5.2 <i>Minor Changes in the Work</i>	GC-23
5.3 <i>Emergencies</i>	GC-24
5.4 <i>Concealed Conditions</i>	GC-24
5.5 <i>Hazardous Materials</i>	GC-24
5.6 <i>Change Orders; Adjustments to Contract Sum</i>	GC-25
A. <i>Change Orders Generally</i>	GC-25
5.7 <i>Owner-Initiated Changes</i>	GC-25
5.8 <i>Unauthorized Work</i>	GC-25
5.9 <i>Defective Work</i>	GC-25
5.10 <i>Estimates for Changes</i>	GC-26
5.11 <i>Form of Proposed Changes</i>	GC-26
5.12 <i>Changes to Contract Time</i>	GC-26
Article VI -- Role of Architect/Engineer	GC-26
6.1 <i>General</i>	GC-26
A. <i>Retaining</i>	GC-26
B. <i>Duties</i>	GC-26
C. <i>Termination</i>	GC-26
6.2 <i>Administration</i>	GC-27

A. <i>Site Visits</i>	GC-27
B. <i>Reporting</i>	GC-27
6.3 Interpretation of Project Plans and Specifications	GC-27
6.4 Rejection of Non-Conforming Work	GC-27
6.5 Correction of Work	GC-27
6.6 Timely Performance of Architect/Engineer	GC-28
Article VII -- Owner's Rights and Responsibilities	GC-28
7.1 Project Site; Title	GC-28
7.2 Project Plans and Specifications; Architect/Engineer	GC-28
7.3 Surveys; Soil Tests and Other Project Site Information	GC-28
7.4 Information; Communication; Coordination.....	GC-29
7.5 Governmental Body	GC-29
7.6 Pre-Completion Acceptance	GC-29
7.7 Ownership and Use of Drawings, Specifications and Other Instruments of Service.....	GC-29
7.8 Owner's Project Representative.....	GC-30
A. <i>Responsibilities</i>	GC-30
B. <i>Limitations</i>	GC-31
Article VIII -- Resolution of Disagreements; Claims for Compensation.....	GC-31
8.1 Owner to Decide Disputes	GC-31
8.2 Finality	GC-31
8.3 No Damages for Delay.....	GC-31
8.4 Permitted Claims Procedure.....	GC-32
8.5 Contract Claims and Disputes.....	GC-32
8.6 Claims for Consequential Damages.....	GC-33
Article IX -- Indemnity	GC-33
9.1 Indemnity	GC-33
A. <i>Indemnification Generally</i>	GC-33
B. <i>Indemnification; Enforcement Actions</i>	GC-33
C. <i>Claims by Employees</i>	GC-33
9.2 Duty to Defend.....	GC-33
Article X-- Accounting Records; Ownership of Documents	GC-33
10.1 Accounting Records.....	GC-34
10.2 Inspection and Audit	GC-34
10.3 Access	GC-34
10.4 Ownership of Documents.....	GC-34
Article XI -- Public Contract Laws	GC-35
11.1 Equal Opportunity Employment	GC-35
A. <i>Employment</i>	GC-35
B. <i>Participation</i>	GC-35
11.2 Immigration Reform and Control Act of 1986	GC-35
11.3 No Conflict of Interest	GC-35

A. <i>No Interest in Business Activity</i>	GC-35
B. <i>No Appearance of Conflict</i>	GC-36
11.4 Truth in Negotiations	GC-36
11.5 Public Entity Crimes	GC-36
Article XII-- Force Majeure, Fire or Other Casualty	GC-36
12.1 Force Majeure	GC-36
A. <i>Unavoidable Delays</i>	GC-36
B. <i>Concurrent Contractor Delays</i>	GC-36
C. <i>Notice; Mitigation</i>	GC-36
12.2 Casualty; Actions by Owner and Contractor	GC-37
12.3 Approval of Plans and Specifications	GC-37
12.4 Notice of Loss or Damage	GC-37
Article XIII -- Representations, Warranties and Covenants	GC-38
13.1 Representations and Warranties of Contractor	GC-38
13.2 Representations of the Owner	GC-40
Article XIV -- Termination and Suspension	GC-41
14.1 Termination for Cause by Owner.....	GC-41
A. <i>Nonperformance</i>	GC-41
B. <i>Insolvency</i>	GC-42
C. <i>Illegality</i>	GC-42
D. <i>Rights of Owner</i>	GC-42
14.2 Termination without Cause by Owner	GC-42
A. <i>Release of Contractor</i>	GC-43
B. <i>Waiver of Protest</i>	GC-43
14.3 Suspension without Cause	GC-43
14.4 Termination Based Upon Abandonment, Casualty or Force Majeure	GC-43
14.5 Vacation of Project Site; Delivery of Documents.....	GC-43
14.6 Termination by the Contractor.....	GC-44

GENERAL CONDITIONS
ARTICLE I
DEFINITIONS

1.1 Definitions. For purposes of the Contract Documents, the following terms shall have the following meanings.

A. Acceptance: The acceptance of the Project into the Owner's operating public infrastructure.

B. Application for Payment: The form approved and accepted by the Owner, which is to be used by Contractor in requesting progress payments or final payment and which is to include such supporting documentation as is required by the Contract Documents.

C. Architect/Engineer: _____, a _____ corporation or limited liability company, registered and licensed to do business in the State of Florida, OR _____, an employee of Owner.

D. Change Order: A written order signed by the Owner, the Architect/Engineer and the Contractor authorizing a change in the Project Plans and/or Specifications and, if necessary, a corresponding adjustment in the Contract Sum and/or Contract Time, pursuant to Article V.

E. Construction Services: The Construction Services to be provided by Contractor pursuant to Section 2.4, in accordance with the terms and provisions of the Contract Documents.

F. Construction Team: The working team established pursuant to Section 2.1.B.

G. Contract Sum: The total compensation to be paid to the Contractor for Construction Services rendered pursuant to the Contract Documents, as set forth in Contractor's Bid (or Guaranteed Maximum Price Addendum), unless adjusted in accordance with the terms of the Contract Documents

H. Contract Time: The time period during which all Construction Services are to be completed pursuant to the Contract Documents, to be set forth in the Project Schedule.

I. Contractor's Personnel: The Contractor's key personnel designated by Contractor.

J. Days: Calendar days except when specified differently. When time is referred to in the Contract Documents by days, it will be computed to exclude the first and include the last day of such period. If the last day of any such period falls on a Saturday or Sunday or legal holiday, such day will be omitted from the computation.

K. Defective: When modifying the term “Work”, referring to Work that is unsatisfactory, faulty or deficient, or does not conform to the Contract Documents, or that does not meet the requirements of any inspection, reference standard, test or approval referred to in the Contract Documents, or that has been damaged prior to Owner’s approval of final payment (unless responsibility for the protection thereof has been assumed by Owner).

L. Field Directive: A written order issued by Owner which orders minor changes in the Work not involving a change in Contract Time, to be paid from the Owner’s contingency funds.

M. Final Completion Date: The date upon which the Project is fully constructed and all Work required on the Project and Project Site is fully performed as verified in writing by the Owner.

N. Float Time: The time available in the Project Schedule during which an unexpected activity can be completed without delaying Substantial Completion of the Work.

O. Force Majeure: Those conditions constituting excuse from performance as described in and subject to the conditions described in Article XII.

P. Notice to Proceed: Written notice by Owner (after execution of Contract) to Contractor fixing the date on which the Contract Time will commence to run and on which Contractor shall start to perform the Work.

Q. Owner: Manatee County, a political subdivision of the State of Florida.

R. Owner’s Project Representative: The individual designated by Owner to perform those functions set forth in Section 7.8.

S. Payment and Performance Bond: The Payment and Performance Bond security posted pursuant to Section 2.4.Y to guarantee payment and performance by the Contractor of its obligations hereunder.

T. Permitting Authority: Any applicable governmental authority acting in its governmental and regulatory capacity which is required to issue or grant any permit, certificate, license or other approval which is required as a condition precedent to the commencement or approved of the Work, or any part thereof, including the building permit.

U. Procurement Ordinance: The Manatee County Procurement Code, Chapter 2-26 of the Manatee County Code of Laws, as amended from time to time.

V. Progress Report: A report to Owner that includes all information required pursuant to the Contract Documents and submitted in accordance with Section 2.4.EE, hereof.

W. Project: The total construction of which the Work performed under the Contract Documents may be the whole or a part and which may include construction by Owner and by separate contractors. For the purposes of the Contract Documents, the term Project shall

include all areas of proposed improvements and all areas which may reasonably be judged to have an impact on the Project.

X. Project Costs: The costs incurred by the Contractor to plan, construct and equip the Project and included within, and paid as a component of, the Contract Sum.

Y. Project Manager: Subject to the prior written consent of Owner, the individual designated to receive notices on behalf of the Contractor, or such other individual designated by the Contractor, from time to time, pursuant to written notice in accordance with the Contract Documents.

Z. Project Plans and Specifications: The one hundred percent (100%) construction drawings and specifications prepared by the Architect/Engineer, and any changes, supplements, amendments or additions thereto approved by the Owner, which shall also include any construction drawings and final specifications required for the repair or construction of the Project, as provided herein.

AA. Project Schedule: The schedule and sequence of events for the commencement, progression and completion of the Project, developed pursuant to Section 2.3., as such schedule may be amended as provided herein.

BB. Project Site: The site depicted in the Project Plans and Specifications, inclusive of all rights of way, temporary construction easements or licensed or leased sovereign lands.

CC. Subcontractor: Any individual (other than a direct employee of the Contractor) or organization retained by Contractor to plan, construct or equip the Project pursuant to Article IV.

DD. Substantial Completion and Substantially Complete: The stage in the progress of the Work when the Work or designated portion thereof is sufficiently complete in accordance with the Contract Documents so that the Owner can occupy or utilize the Work for its intended use; provided, however, that as a condition precedent to Substantial Completion, the Owner has received all certificates of occupancy or completion and other permits, approvals, licenses, and other documents from any governmental authority which are necessary for the beneficial occupancy of the Project or any designated portion thereof.

EE. Substantial Completion Date: The date on which the Project or designated portion thereof is deemed to be Substantially Complete, as evidenced by receipt of (i) the Architect/Engineer's certificate of Substantial Completion, (ii) written Acceptance of the Project by the Owner, and (iii) approvals of any other authority as may be necessary or otherwise required.

FF. Substitute: Materials or equipment offered by the Contractor as an alternative to that set forth in the Project Plans and Specifications, where (i) the Project Plans and Specifications do not authorize an "approved equal", or (ii) the Owner, in its reasonable discretion, determines that a pre-authorized "approved equal" will result in a substantial change to the Work because of cost, quality or other difference in comparison to the materials or equipment specified.

GG. Unit Price Work: Work to be paid for on the basis of unit prices.

HH. Work: The term “Work” means the construction and services required by the Contract Documents, whether completed or partially completed, and includes all labor, materials, equipment and services provided or to be provided by the Contractor to fulfill the Contractor’s obligations. The Work may constitute the whole or a part of the Project.

II. Work Directive Change: A written directive to Contractor, issued on or after the effective date of the Agreement pursuant to Section 5.8 and signed by Owner’s Project Representative, ordering an addition, deletion or revision in the Work, or responding to differing or unforeseen physical conditions under which the Work is to be performed or responding to emergencies.

ARTICLE II RELATIONSHIP AND RESPONSIBILITIES

2.1 Relationship between Contractor and Owner. The Contractor accepts the relationship of trust and confidence established with Owner pursuant to the Contract Documents. The Contractor shall furnish its best skill and judgment and cooperate with Owner and Owner’s Project Representative in furthering the interests of the Owner. The Contractor agrees to provide the professional services required to complete the Project consistent with the Owner’s direction and the terms of the Contract Documents. All services provided hereunder by Contractor, either directly or through Subcontractors, shall be provided in accordance with sound construction practices and applicable professional construction standards.

A. Purpose. The purpose of the Contract Documents is to provide for the provision of construction services for the Project on the Project Site by the Contractor, and construction of the Project by the Contractor in accordance with the Project Plans and Specifications. The further purpose of the Contract Documents is to define and delineate the responsibilities and obligations of the parties to the Contract Documents and to express the desire of all such parties to cooperate to accomplish the purposes and expectations of the Contract Documents.

B. Construction Team. The Contractor, Owner and Architect/Engineer shall be called the “Construction Team” and shall work together as a team commencing upon full execution of the Contract Documents through Substantial Completion. As provided in Section 2.2, the Contractor and Architect/Engineer shall work jointly through completion and shall be available thereafter should additional services be required. The Contractor shall provide leadership to the Construction Team on all matters relating to construction. The Contractor understands, acknowledges and agrees that the Architect/Engineer shall provide leadership to the Construction Team on all matters relating to design.

C. Owner’s Reliance on Bid (or Guaranteed Maximum Price Addendum). The Contractor acknowledges that the representations, statements, information and pricing contained in its Bid (or Guaranteed Maximum Price Addendum) have been relied upon by the Owner and have resulted in the award of this Project to the Contractor.

2.2 General Contractor Responsibilities. In addition to the other responsibilities set forth herein, the Contractor shall have the following responsibilities pursuant to the Contract Documents:

A. Personnel. The Contractor represents that it has secured, or shall secure, all personnel necessary to perform the Work, none of whom shall be employees of the Owner. Primary liaison between the Contractor and the Owner shall be through the Owner's Project Representative and Contractor's Project Manager. All of the services required herein shall be performed by the Contractor or under the Contractor's supervision, and all personnel engaged in the Work shall be fully qualified and shall be authorized or permitted under law to perform such services.

B. Cooperation with Architect/Engineer. The Contractor's services shall be provided in conjunction with the services of the Architect/Engineer. In the performance of professional services, the Contractor acknowledges that time is critical for Project delivery. The Contractor acknowledges that timely construction utilizing the services of an Architect/Engineer and a Contractor requires maximum cooperation between all parties.

C. Timely Performance. The Contractor shall perform all services as expeditiously as is consistent with professional skill and care and the orderly progress of the Work, in accordance with the Project Schedule. Verification of estimated Project Schedule goals will be made as requested by the Owner.

D. Duty to Defend Work. In the event of any dispute between the Owner and any Permitting Authority that relates to the quality, completeness or professional workmanship of the Contractor's services or Work, the Contractor shall, at its sole cost and expense, cooperate with the Owner to defend the quality and workmanship of the Contractor's services and Work.

E. Trade and Industry Terminology. It is the intent of the Contract Documents to describe a functionally complete Project (or part thereof) to be constructed in accordance with the Contract Documents. Any Work, materials or equipment that may reasonably be inferred from the Contract Documents as being required to produce the intended result will be supplied whether or not specifically called for. When words which have a well-known technical or trade meaning are used to describe Work, materials, or equipment, such words shall be interpreted in accordance with that meaning. Reference to standard specifications, manuals or codes of any technical society, organization or association, or to the laws or regulations of any governmental authority, whether such reference be specific or by implication, shall mean the latest standard specification, manual, code or laws or regulations in effect at the time of opening of Bids (or at the time of execution of the Guaranteed Maximum Price Addendum), except as may be otherwise specifically stated. However, no provision of any referenced standard specification, manual or code (whether or not specifically incorporated by reference in the Contract Documents) shall be effective to change the duties and responsibilities of Owner or Contractor, or any of their agents or employees from those set forth in the Contract Documents. Computed dimensions shall govern over scaled dimensions.

2.3 Project Schedule. The Contractor, within ten (10) days after being awarded the Agreement, shall prepare and submit for the Owner's and Architect/Engineer's information a Contractor's construction schedule for the Work. The schedule shall not exceed time limits current under the Contract Documents, shall be revised at appropriate intervals as required by the conditions of the Work and Project, shall be related to the entire Project to the

extent required by the Contract Documents, and shall provide for expeditious and practicable execution of Work.

- A. The Project Schedule shall show a breakdown of all tasks to be performed, and their relationship in achieving the completion of each phase of Work, subject to review of Owner and Architect/Engineer and approval or rejection by Owner. The Project Schedule shall show, at a minimum, the approximate dates on which each segment of the Work is expected to be started and finished, the proposed traffic flows during each month, the anticipated earnings by the Contractor for each month and the approximate number of crews and equipment to be used. The Project Schedule shall include all phases of procurement, approval of shop drawings, proposed Change Orders in progress, schedules for Change Orders, and performance testing requirements. The Project Schedule shall include a construction commencement date and Project Substantial Completion Date, which dates shall accommodate known or reasonably anticipated geographic, atmospheric and weather conditions.
- B. The Project Schedule shall serve as the framework for the subsequent development of all detailed schedules. The Project Schedule shall be used to verify Contractor performance and to allow the Owner's Project Representative to monitor the Contractor's efforts.
- C. The Project Schedule may be adjusted by the Contractor pursuant to Article V. The Owner shall have the right to reschedule Work provided such rescheduling is in accord with the remainder of terms of the Contract Documents.
- D. The Contractor shall prepare a submittal schedule, promptly after being awarded the Agreement and thereafter as necessary to maintain a current submittal schedule, and shall submit the schedule(s) for the Architect/Engineer's approval. The Architect/Engineer's approval shall not be unreasonably delayed or withheld. The submittal schedule shall (1) be coordinated with the Contractor's construction schedule, and (2) allow the Architect/Engineer reasonable time to review submittals. If the Contractor fails to submit a submittal schedule, the Contractor shall not be entitled to any increase in Contract Sum or extension of Contract Time based on the time required for review of submittals.
- E. The Contractor shall perform the Work in general accordance with the most recent schedules submitted to the Owner and Architect/Engineer.

2.4 Construction Services. The Contractor shall provide the following Construction Services:

- A. Construction of Project. The Contractor shall work from the receipt of a Notice to Proceed through the Substantial Completion of the Project in accordance with the terms of the Contract Documents to manage the construction of the Project. The Construction Services provided by the Contractor to construct the Project shall include without limitation (1) all services

necessary and commensurate with established construction standards, and (2) all services described in the Invitation for Bid (or Request for Proposal) and the Bid (or Guaranteed Maximum Price Addendum).

B. Notice to Proceed. A Notice to Proceed may be given at any time within thirty (30) days after the effective date of the Agreement. Contractor shall start to perform the Work on the date specified in the Notice to Proceed, but no Work shall be done at the site prior to the issuance of the Notice to Proceed.

C. Quality of Work. If at any time the labor used or to be used appears to the Owner as insufficient or improper for securing the quality of Work required or the required rate of progress, the Owner may order the Contractor to increase its efficiency or to improve the character of its Work, and the Contractor shall conform to such an order. Any such order shall not entitle Contractor to any additional compensation or any increase in Contract Time. The failure of the Owner to demand any increase of such efficiency or any improvement shall not release the Contractor from its obligation to secure the quality of Work or the rate of progress necessary to complete the Work within the limits imposed by the Contract Documents. The Owner may require the Contractor to remove such personnel as the Owner deems incompetent, careless, insubordinate or otherwise objectionable, or whose continued employment on the Project is deemed to be contrary to the Owner's interest. The Contractor shall provide good quality workmanship and shall promptly correct construction defects without additional compensation. Acceptance of the Work by the Owner shall not relieve the Contractor of the responsibility for subsequent correction of any construction defects.

D. Materials. All materials and equipment shall be of good quality and new, except as otherwise provided in the Contract Documents. If required by Architect/Engineer, Contractor shall furnish satisfactory evidence (including reports of required tests) as to the kind and quality of materials and equipment. All materials and equipment shall be applied, installed, connected, erected, used, cleaned and conditioned in accordance with the instruction of the applicable supplier except as otherwise provided in the Contract Documents.

E. Accountability for Work. The Contractor shall be solely accountable for its Work, including plans review and complete submittals. The Contractor shall be solely responsible for means, methods, techniques, sequences and procedures of construction. If a specific means, method, technique, sequence or procedure of construction is required by the Contract Documents, the Contractor may utilize an alternative means, method, technique, sequence or procedure acceptable to the Architect/Engineer if the Contractor submits sufficient information to allow the Architect/Engineer to determine that the alternative is equivalent to that required by the Contract Documents.

F. Contract Sum. The Contractor shall construct the Project so that the Project can be built for a cost not to exceed the Contract Sum.

G. Governing Specifications. In the absence of specified Owner design standards or guidelines, the Architect/Engineer shall use, and the Contractor shall comply with, the most recent version of the applicable FDOT or AASHTO design standards. In general, the Project shall be constructed by the Contractor in accordance with applicable industry standards. The Contractor shall be responsible for utilizing and maintaining current knowledge of any laws,

ordinances, codes, rules, regulations, standards, guidelines, special conditions, specifications or other mandates relevant to the Project or the services to be performed.

H. Adherence to Project Schedule. The development and equipping of the Project shall be undertaken and completed in accordance with the Project Schedule, and within the Contract Time described therein.

I. Superintendent. The Contractor shall employ a competent superintendent and necessary assistants who shall be in attendance at the Project Site during performance of the Work. The superintendent shall represent the Contractor, and communications given to the superintendent shall be as binding as if given to the Contractor.

(1) The Contractor, as soon as practicable after award of the Agreement, shall furnish in writing to the Owner through the Architect/Engineer the name and qualifications of the proposed superintendent. The Architect/Engineer may reply within 14 days to the Contractor in writing stating (1) whether the Owner or the Architect/Engineer has reasonable objection to the proposed superintendent or (2) that the Architect/Engineer requires additional time to review. Failure of the Architect/Engineer to reply within 14 days shall constitute notice of no reasonable objection.

(2) The Contractor shall not employ a proposed superintendent to whom the Owner or Architect/Engineer has made reasonable and timely objection. The Contractor shall not change the superintendent without the Owner's consent, which shall not be unreasonably withheld or delayed.

J. Work Hours. Contractor shall provide competent, suitable qualified personnel to survey and lay out the Work and perform construction as required by the Contract Documents. Contractor shall at all times maintain good discipline and order at the site. Except in connection with the safety or protection of persons or the Work or property at the site or adjacent thereto and except as otherwise indicated in the Contract Documents, all Work at the site shall be performed during regular working hours, and Contractor shall not permit overtime work or the performance of Work on a Saturday, Sunday or legal holiday without Owner's written consent given after prior notice to Architect/Engineer (at least seventy-two (72) hours in advance).

K. Overtime-Related Costs. Contractor shall pay for all additional Architect/Engineer charges, inspection costs and Owner staff time for any overtime work which may be authorized. Such additional charges shall be an obligation of Contractor and no extra payment shall be made by Owner because such overtime work. At Owner's option, such overtime costs may be deducted from Contractor's monthly payment request or Contractor's retainage prior to release of final payment. Contractor's obligation to pay all overtime-related costs shall not apply if Contractor is directed by Owner to work overtime solely for Owner's convenience.

L. Insurance, Overhead and Utilities. Unless otherwise specified, Contractor shall furnish and assume full responsibility for all bonds, insurance, materials, equipment, labor, transportation, construction equipment and machinery, tools, appliances, fuel, power, light, heat, telephone, water, sanitary facilities, temporary facilities and all other facilities and incidentals necessary for the furnishing, performance, testing, start-up and completion of the Work.

M. Cleanliness. The Contractor shall keep the premises and surrounding area free from accumulation of waste materials or rubbish caused by operations under the Contract. At completion of the Work, the Contractor shall remove waste materials, rubbish, the Contractor's tools, construction equipment, machinery and surplus materials from and about the Project Site. Contractor shall restore to original conditions all property not designated for alteration by the Contract Documents. If the Contractor fails to clean up as provided in the Contract Documents, the Owner may do so and Owner shall be entitled to reimbursement from Contractor.

N. Loading. Contractor shall not load nor permit any part of any structure to be loaded in any manner that will endanger the structure, nor shall Contractor subject any part of the Work or adjacent property to stresses or pressures that will endanger it.

O. Safety and Protection. Contractor shall comply with all applicable federal, state and local safety regulations. Contractor shall be responsible for initiating, maintaining and supervising all safety precautions and programs in connection with the Work. Contractor shall take all necessary precautions for the safety of and shall provide the necessary protection to prevent damage, injury or loss to:

- (1) All employees on the Work and other persons and organizations who may be affected thereby;
- (2) All the Work and materials and equipment to be incorporated therein, whether in storage on or off the Project Site; and
- (3) Other property at the Project Site or adjacent thereto, including trees, shrubs, lawns, walks, pavements, roadways, structures, utilities and underground facilities not designated for removal, relocation or replacement during construction.

Contractor shall comply with all applicable laws and regulations of any public body having jurisdiction for the safety of persons or property or to protect them from damage, injury or loss, and shall erect and maintain all necessary safeguards for such safety and protection. Contractor shall provide and maintain all passageways, guard fences, lights and other facilities for the protection required by public authority or local conditions. Contractor shall provide reasonable maintenance of traffic for the public and preservation of the Owner's business, taking into full consideration all local conditions. Contractor's duties and responsibilities for safety and protection with regard to the Work shall continue until such time as all the Work is completed.

P. Emergencies. In emergencies affecting the safety or protection of persons or the Work or property at the Project Site or adjacent thereto, Contractor, without special instruction or authorization from Architect/Engineer or Owner, shall act to prevent threatened damage, injury or loss. Contractor shall give Owner prompt written notice if Contractor believes that any significant changes in the Work or variations from the Contract Documents have been caused thereby. If Owner determines that a change in the Project is required because of the action taken in response to an emergency, a Work Directive Change or Change Order will be issued to document the consequences of the changes or variation.

Q. Substitutes. For Substitutes not included with the Bid (or Guaranteed Maximum Price Addendum), but submitted after the effective date of the Agreement (or

Guaranteed Maximum Price Addendum), Contractor shall make written application to Architect/Engineer for acceptance thereof, certifying that the proposed Substitute will perform adequately the functions and achieve the results called for by the general design, be similar and of equal substance to that specified and be suited to the same use as that specified. The application will also contain an itemized estimate of all costs and delays or schedule impacts that will result directly or indirectly from review, acceptance and provision of such Substitute, including costs of redesign and claims of other contractors affected by the resulting change, all of which will be considered by the Architect/Engineer in evaluating the proposed Substitute. Architect/Engineer may require Contractor to furnish at Contractor's expense, additional data about the proposed Substitute. In rendering a decision, Owner, Architect/Engineer and Contractor shall have access to any available Float Time in the Project Schedule. If Substitute materials or equipment not included as part of the Bid (or Guaranteed Maximum Price Addendum), but proposed after the effective date of the Agreement, are accepted and are less costly than the originally specified materials or equipment, then the net difference in cost shall be credited to the Owner and an appropriate Change Order executed to adjust the Contract Sum.

- (1) Architect/Engineer will be allowed a reasonable time within which to evaluate each proposed Substitute. Architect/Engineer will be the sole judge of acceptability and no Substitute will be ordered, installed or utilized without Architect/Engineer's prior written acceptance which will be evidenced by either a Change Order or an approved shop drawing. Owner may require Contractor to furnish at Contractor's expense a special performance guarantee or other surety with respect to any Substitute.
- (2) Contractor shall reimburse Owner for the charges of Architect/Engineer and Architect/Engineer's Consultants for evaluating each proposed Substitute submitted after the effective date of the Agreement and all costs resulting from any delays in the Work while the Substitute was undergoing review.

R. Surveys and Stakes. The Contractor shall furnish, as part of the Contract Sum, all labor, stakes, surveys, batter boards for structures, grade lines and other materials and supplies and shall set construction stakes and batter boards for establishing lines, position of structures, slopes and other controlling points necessary for the proper prosecution of the Work. Where rights-of-way, easements, property lines or any other conditions which make the lay-out of the Project or parts of the Project critical are involved, the Contractor shall employ a competent surveyor who is registered in the State of Florida for lay-out and staking. These stakes and marks shall constitute the field control by and in accord with which the Contractor shall govern and execute the Work. The Contractor shall be held responsible for the preservation of all stakes and marks and if for any reason any of the stakes or marks or batter boards become destroyed or disturbed, they shall be immediately and accurately replaced by the Contractor.

S. Suitability of Project Site. The Contractor has, by careful examination, satisfied itself as to the nature and location of the Work and all other matters which can in any way affect the Work, including, but not limited to details pertaining to borings, as shown on the drawings. Such boring information is not guaranteed to be more than a general indication of the materials likely to be found adjacent to holes bored at the Project Site, approximately at the locations indicated. The Contractor has examined boring data, where available, made its own interpretation of the subsurface conditions and other preliminary data, and has based its Bid (or Guaranteed Maximum Price Addendum) on its own opinion of the conditions likely to be

encountered. Except as specifically provided in Sections 2.4.U., 5.4 and 5.5, no extra compensation or extension of time will be considered for any Project Site conditions that existed at the time of bidding (or at the time of execution of the Guaranteed Maximum Price Addendum). No verbal agreement or conversation with any officer, agent or employee of the Owner, before or after the execution of the Agreement, shall affect or modify any of the terms or obligations herein contained.

T. Project Specification Errors. If the Contractor, during the Work, finds that the drawings, specifications or other Contract Documents cannot be followed, the Contractor shall immediately inform the Owner in writing, and the Owner shall promptly check the accuracy of the information. Any Work done after such discovery, until any necessary changes are authorized, will be done at the Contractor's sole risk of non-payment and delay.

U. Remediation of Contamination. Owner and Contractor recognize that remediation of subsurface conditions may be necessary due to potential hazardous materials contamination. Because the presence or extent of any contamination is not known, Contractor shall include no cost in the Contract Sum, and no time in the Project Schedule, for cost or delays that might result from any necessary remediation. The Project Schedule will provide a period of time between demolition activities and the start of the next activity to commence any remediation if needed. Contractor shall use all reasonable efforts in scheduling the Project to minimize the likelihood that remediation delays construction. Any hazardous materials remediation Work which Contractor agrees to perform shall be done pursuant to a Change Order or amendment consistent with the following:

- (1) The dates of Substantial Completion shall be equitably adjusted based on delays, if any, incurred in connection with remediation efforts.
- (2) Contractor, and any Subcontractors which have mobilized on the Project Site, shall be paid for demonstrated costs of overhead operations at the Project Site during any period of delay of more than seven (7) days, except to the extent that Work proceeds concurrently with remediation. The categories of costs to be reimbursed are limited to those reasonably incurred at the jobsite during the delay period (such as trailers or offices, telephones, faxes, and the like); equipment dedicated to the Project and located at the Project Site; salaries and associated costs of personnel dedicated to the Project to the extent that they do not perform work on other projects; and other jobsite costs that are reasonable and which are incurred during the delay period. Subcontractors and suppliers which have not mobilized are limited to the costs set forth in Section 2.4.U(3).
- (3) Contractor and any Subcontractor or supplier on the Project who is eligible for compensation shall be paid any demonstrated costs of escalation in materials or labor, and reasonable costs of off-site storage of materials identified to the Project, arising because of any delay of more than seven (7) days. Such Contractor, Subcontractors and suppliers are obligated to take all reasonable steps to mitigate escalation costs, such as through early purchase of materials.

- (4) Contractor, for itself and all Subcontractors and suppliers on the Project, hereby agrees that the extension of time for delays under Section 2.4.U(1), and payment of the costs identified in Sections 2.4.U(2) and/or Section 2.4.U(3), are the sole remedies for costs and delays described in this Section, and waives all claims and demands for extended home office overhead (including, but not limited to, "Eichleay" claims), lost profit or lost opportunities, and any special, indirect, or consequential damages arising as a result of delays described in this Section. The Contract Sum shall be adjusted to reflect payment of allowable costs.
- (5) If any delay described in this section causes the time or cost for the Project to exceed the Contract Time or the Contract Sum, then the Owner may terminate the Agreement pursuant to Section 14.2.
- (6) Contractor and any Subcontractor or supplier seeking additional costs under this Section 2.4.U. shall promptly submit estimates or any costs as requested by Owner, and detailed back-up for all costs when payment is sought or whenever reasonably requested by Owner. All costs are auditable, at Owner's discretion. Bid, estimate and pricing information reasonably related to any request for additional compensation will be provided promptly upon request.
- (7) Contractor shall include provisions in its subcontracts and purchase orders consistent with this Section.

V. Interfacing.

- (1) The Contractor shall take such measures as are necessary to ensure proper construction and delivery of the Project, including but not limited to providing that all procurement of long-lead items, the separate construction Subcontractors, and the general conditions items are performed without duplication or overlap to maintain completion of all Work on schedule. Particular attention shall be given to provide that each Subcontractor bid package clearly identifies the Work included in that particular separate subcontract, its scheduling for start and completion, and its relationship to other separate contractors.
- (2) Without assuming any design responsibilities of the Architect/Engineer, the Contractor shall include in the Progress Reports required under this Section 2.4 comments on overlap with any other separate subcontracts, omissions, lack of correlation between drawings, and any other deficiencies noted, in order that the Architect/Engineer may arrange for necessary corrections.

W. Job Site Facilities. The Contractor shall arrange for all job site facilities required and necessary to enable the Contractor and Architect/Engineer to perform their respective duties and to accommodate any representatives of the Owner which the Owner may choose to have present on the Project Site.

X. Weather Protection. The Contractor shall provide temporary enclosures of building areas to assure orderly progress of the Work during periods when extreme weather conditions are likely to be experienced. The Contractor shall also be responsible for providing weather protection for Work in progress and for materials stored on the Project Site. A contingency plan shall be prepared upon request of the Owner for weather conditions that may affect the construction.

Y. Payment and Performance Bond. Prior to the construction commencement date, the Contractor shall obtain, for the benefit of and directed to the Owner, a Payment and Performance Bond satisfying the requirements of Section 255.05, Florida Statutes, covering the faithful performance by the Contractor of its obligations under the Contract Documents, including but not limited to the construction of the Project on the Project Site and the payment of all obligations arising thereunder, including all payments to Subcontractors, laborers, and materialmen. The surety selected by the Contractor to provide the Payment and Performance Bond shall be approved by the Owner prior to the issuance of such Bond, which approval shall not be unreasonably withheld or delayed provided that the surety is rated A or better by Best's Key Guide, latest edition. For Changes in the Work that result in an increase in the Contract Sum, Owner reserves the right to require the Contractor to secure and deliver additive riders to the Payment and Performance Bond.

Z. Construction Phase; Building Permit; Code Inspections. Unless otherwise provided, Contractor shall obtain and pay for all construction permits and licenses. Owner shall assist Contractor, when necessary, in obtaining such permits and licenses. Contractor shall pay all governmental charges and inspection fees necessary for the prosecution of the Work.

- (1) Building Permit. The Owner and Architect/Engineer shall provide such information to any Permitting Authority as is necessary to obtain approval from the Permitting Authority to commence construction prior to beginning construction. The Contractor shall pull any required building permit, and shall be responsible for delivering and posting the building permit at the Project Site prior to the commencement of construction. The cost of the building permit is included in the Contract Sum. The Owner and Architect/Engineer shall fully cooperate with the Contractor when and where necessary.
- (2) Code Inspections. The Project requires detailed code compliance inspection during construction in disciplines determined by any Permitting Authority. These disciplines normally include, but are not necessarily limited to, structural, mechanical, electrical, plumbing, general building and fire. The Contractor shall notify the appropriate inspector(s) and the Architect/Engineer, no less than 24 hours in advance, when the Work is ready for inspection and before the Work is covered up. All inspections shall be made for conformance with the applicable ordinances and building codes. Costs for all re-inspections of Work found defective and subsequently repaired shall not be included as Project Costs and shall be borne by the Contractor or as provided in the contract between Contractor and Subcontractor.

- (3) Contractor's Personnel. The Contractor shall maintain sufficient off-site support staff and competent full-time staff at the Project Site authorized to act on behalf of the Contractor to coordinate, inspect, and provide general direction of the Work and progress of the Subcontractors. At all times during the performance of the Work, the Owner shall have the right to demand replacement of Contractor Personnel to whom the Owner has reasonable objection, without liability to the Contractor.
- (4) Lines of Authority. To provide general direction of the Work, the Contractor shall establish and maintain lines of authority for its personnel and shall provide this information to the Owner and all other affected parties, such as the code inspectors of any Permitting Authority, the Subcontractors, and the Architect/Engineer. The Owner and Architect/Engineer may attend meetings between the Contractor and his Subcontractors; however, such attendance is optional and shall not diminish either the authority or responsibility of the Contractor to administer the subcontracts.

AA. Quality Control. The Contractor shall develop and maintain a program, acceptable to the Owner and Architect/Engineer, to assure quality control of the construction. The Contractor shall be responsible for and supervise the Work of all Subcontractors, providing instructions to each when their Work does not conform to the requirements of the Project Plans and Specifications, and the Contractor shall continue to coordinate the Work of each Subcontractor to ensure that corrections are made in a timely manner so as to not affect the efficient progress of the Work. Should a disagreement occur between the Contractor and the Architect/Engineer over the acceptability of the Work, the Owner, at its sole discretion and in addition to any other remedies provided herein, shall have the right to determine the acceptability, provided that such determination is consistent with standards for construction projects of this type and generally accepted industry standards for workmanship in the State of Florida.

BB. Management of Subcontractors. All Subcontractors shall be compensated in accordance with Article IV. The Contractor shall solely control the Subcontractors. The Contractor shall negotiate all Change Orders and Field Orders with all affected Subcontractors and shall review the costs and advise the Owner and Architect/Engineer of their validity and reasonableness, acting in the Owner's best interest. When there is an imminent threat to health and safety, and Owner's Project Representative concurrence is impractical, the Contractor shall act immediately to remove the threats to health and safety and shall subsequently fully inform Owner of all such action taken. The Contractor shall also carefully review all shop drawings and then forward the same to the Architect/Engineer for review and actions. The Architect/Engineer will transmit them back to the Contractor, who will then issue the shop drawings to the affected Subcontractor for fabrication or revision. The Contractor shall maintain a suspense control system to promote expeditious handling. The Contractor shall request the Architect/Engineer to make interpretations of the drawings or specifications requested of him by the Subcontractors and shall maintain a business system to promote timely response. The Contractor shall inform the Architect/Engineer which shop drawings or requests for clarification have the greatest urgency, to enable the Architect/Engineer to prioritize requests coming from the Contractor. The Contractor shall advise the Owner and Architect/Engineer when timely response is not occurring on any of the above.

CC. Job Requirements.

- (1) The Contractor shall provide each of the following as a part of its services hereunder:
- (a) Maintain a log of daily activities, including manpower records, equipment on site, weather, delays, major decisions, etc;
 - (b) Maintain a roster of companies on the Project with names and telephone numbers of key personnel;
 - (c) Establish and enforce job rules governing parking, clean-up, use of facilities, and worker discipline;
 - (d) Provide labor relations management and equal opportunity employment for a harmonious, productive Project;
 - (e) Provide and administer a safety program for the Project and monitor for subcontractor compliance without relieving them of responsibilities to perform Work in accordance with best acceptable practice;
 - (f) Provide a quality control program as provided under Section 2.4.C above;
 - (g) Provide miscellaneous office supplies that support the construction efforts which are consumed by its own forces;
 - (h) Provide for travel to and from its home office to the Project Site and to those other places within Manatee County as required by the Project;
 - (i) Verify that tests, equipment, and system start-ups and operating and maintenance instructions are conducted as required and in the presence of the required personnel and provide adequate records of same to the Architect/Engineer;
 - (j) Maintain at the job site orderly files for correspondence, reports of job conferences, shop drawings and sample submissions, reproductions of original Contract Documents including all addenda, change orders, field orders, additional drawings issued after execution of the Agreement, Owner/Architect/Engineer's clarifications and interpretations of the Contract Documents, Progress Reports, as-built drawings, and other project related documents;
 - (k) Keep a diary or log book, recording hours on the job site, weather conditions, data relative to questions of extras or deductions; list of visiting officials and representatives or manufacturers, fabricators,

suppliers and distributors; daily activities, decisions, observations in general and specific observations in more detail as in the case of observing test procedures, and provide copies of same to Owner/Architect/Engineer;

- (l) Record names, addresses and telephone numbers of all Contractors, Subcontractors and major suppliers of materials and equipment;
 - (m) Furnish Owner/Architect/Engineer periodic reports, as required, of progress of the Work and Contractor's compliance with the approved progress schedule and schedule of shop drawing submissions;
 - (n) Consult with Owner/Architect/Engineer in advance of scheduling major tests, inspections or start of important phases of the Work;
 - (o) Verify, during the course of the Work, that certificates, maintenance and operations manuals and other data required to be assembled and furnished are applicable to the items actually installed, and deliver same to Owner/Architect/Engineer for review prior to final Acceptance of the Work; and
 - (p) Cooperate with Owner in the administration of grants.
- (2) The Contractor shall provide personnel and equipment, or shall arrange for separate Subcontractors to provide each of the following as a Project Cost:
- (a) Services of independent testing laboratories, and provide the necessary testing of materials to ensure conformance to contract requirements; and
 - (b) Printing and distribution of all required bidding documents and shop drawings, including the sets required by Permitting Authority inspectors.

DD. As-Built Drawings. The Contractor shall continuously review as-built drawings and mark up progress prints to provide as much accuracy as possible. Prior to, and as a requirement for authorizing final payment to the Contractor due hereunder, the Contractor shall provide to the Owner an original set of marked-up, as-built Project Plans and Specifications and an electronic format of those records showing the location and dimensions of the Project as constructed, which documents shall be certified as being correct by the Contractor and the Architect/Engineer. Final as-built drawings shall be signed and sealed by a registered Florida surveyor.

EE. Progress Reports. The Contractor shall forward to the Owner, as soon as practicable after the first day of each month, a summary report of the progress of the various parts of the Work, to include those parts of the Work in fabrication and in the field, stating the existing status, estimated time of completion and cause of delay, if any. Together with the summary report, the Contractor shall submit any necessary revisions to the original schedule for the Owner's review

and approval. In addition, more detailed schedules may be required by the Owner for daily traffic control.

FF. Contractor's Warranty. The Contractor warrants to the Owner and Architect/Engineer that materials and equipment furnished under the Contract will be of good quality and new unless the Contract Documents require or permit otherwise. The Contractor further warrants that the Work will conform to the requirements of the Contract Documents and will be free from defects, except for those inherent in the quality of the Work the Contract Documents require or permit. Work, materials, or equipment not conforming to these requirements will be considered defective. The Contractor's warranty excludes remedy for damage or defect caused by abuse, alterations to the Work not executed by the Contractor, improper or insufficient maintenance, improper operation, or normal wear and tear and normal usage. If required by the Architect/Engineer, the Contractor shall furnish satisfactory evidence as to the kind and quality of materials and equipment.

- (1) Contractor shall use its best efforts and due diligence to ensure that during the warranty period, those entities or individuals who have provided direct warranties to the Owner as required by the Contract Documents perform all required warranty Work in a timely manner and at the sole cost and expense of such warranty providers. Any such cost or expense not paid by the warranty providers shall be paid by the Contractor, to include any costs and attorney's fees incurred in warranty-related litigation between Contractor and any Subcontractors.
- (2) The Contractor shall secure guarantees and warranties of Subcontractors, equipment suppliers and materialmen, and assemble and deliver same to the Owner in a manner that will facilitate their maximum enforcement and assure their meaningful implementation. The Contractor shall collect and deliver to the Owner any specific written guaranties or warranties given by others as required by subcontracts.
- (3) At the Owner's request, the Contractor shall conduct, jointly with the Owner and the Architect/Engineer, no more than two (2) warranty inspections within three (3) years after the Substantial Completion Date.

GG. Apprentices. If Contractor employs apprentices, their performance of Work shall be governed by and shall comply with the provisions of Chapter 446, Florida Statutes.

HH. Schedule of Values. Unit prices shall be established for this Agreement by the submission of a schedule of values within ten (10) days of receipt of the Notice to Proceed. The schedule shall include quantities and prices of items equaling the Contract Sum and will subdivide the Work into components in sufficient detail to serve as the basis for progress payments during construction. Such prices shall include an appropriate amount of overhead and profit applicable to each item of Work. Upon request of the County, the Contractor shall support the values with data which will substantiate their correctness.

II. Other Contracts. The Owner reserves the right to let other contracts in connection with this Work. The Contractor shall afford other contractors reasonable

opportunity for the introduction and storage of their materials and execution of their work, and promptly connect and coordinate the Work with theirs.

ARTICLE III COMPENSATION

3.1 Compensation. The Contract Sum constitutes the total compensation (subject to authorized adjustments) payable to Contractor for performing the Work. All duties, responsibilities and obligations assigned to or undertaken by Contractor shall be at Contractor's expense without change in the Contract Sum.

A. Adjustments. The Contract Sum may only be changed by Change Order or by a written amendment. Any claim for an increase or decrease in the Contract Sum shall be based on written notice delivered by the party making the claim to the other party. Notice of the amount of the claim with supporting data shall be delivered within fifteen (15) days from the beginning of such occurrence and shall be accompanied by claimant's written statement that the amount claimed covers all amounts to which the claimant is entitled as a result of the occurrence of said event. Failure to deliver a claim within the requisite 15-day period shall constitute a waiver of the right to pursue said claim.

B. Valuation. The value of any Work covered by a Change Order or of any claim for an increase or decrease in the Contract Sum shall be determined in one of the following ways (at Owner's discretion):

- (1) In the case of Unit Price Work, in accordance with Section 3.1.C, below; or
- (2) By mutual acceptance of a lump sum; or
- (3) On the basis of the cost of the Work, plus a negotiated Contractor's fee for overhead and profit. Contractor shall submit an itemized cost breakdown together with supporting data.

C. Unit Price Work. The unit price of an item of Unit Price Work shall be subject to re-evaluation and adjustment pursuant to a requested Change Order under the following conditions:

- (1) If the total cost of a particular item of Unit Price Work amounts to 5% or more of the Contract Sum and the variation in the quantity of the particular item of Unit Price Work performed by Contractor differs by more than 15% from the estimated quantity of such item indicated in the Agreement; and
- (2) If there is no corresponding adjustment with respect to any other item of Work; and
 - (i) If Contractor believes that it has incurred additional expense as a result thereof; or
 - (ii) If Owner believes that the quantity variation entitles it to an

adjustment in the unit price; or

- (iii) If the parties are unable to agree as to the effect of any such variations in the quantity of Unit Price Work performed.

3.2 Schedule of Compensation. All payments for services and material under the Contract Documents shall be made in accordance with the following provisions.

A. Periodic Payments for Services. The Contractor shall be entitled to receive payment for Construction Services rendered pursuant to Section 2.4 in periodic payments which shall reflect a fair apportionment of cost and schedule of values of services furnished prior to payment, subject to the provisions of this Section.

B. Payment for Materials and Equipment. In addition to the periodic payments authorized hereunder, payments may be made for material and equipment not incorporated in the Work but delivered and suitably stored at the Project Site, or another location, subject to prior approval and acceptance by the Owner on each occasion.

C. Credit toward Contract Sum. All payments for Construction Services made hereunder shall be credited toward the payment of the Contract Sum as Contractor's sole compensation for the construction of the Project.

3.3 Invoice and Payment. All payments for services and materials under the Contract Documents shall be invoiced and paid in accordance with the following provisions.

A. Invoices. The Contractor shall submit to the Owner periodic invoices for payment, in a form acceptable to the Owner, which shall include a sworn statement certifying that, to the best of the Contractor's knowledge, information and belief, the construction has progressed to the point indicated, the quality and the Work covered by the invoice is in accord with the Project Plans and Specifications, and the Contractor is entitled to payment in the amount requested, along with the cost reports required pursuant to Article II, showing in detail all monies paid out, Project Costs accumulated, or Project Cost incurred during the previous period. This data shall be attached to the invoice.

B. Additional Information; Processing of Invoices. Should an invoiced amount appear to exceed the Work effort believed to be completed, the Owner may, prior to processing of the invoice for payment, require the Contractor to submit satisfactory evidence to support the invoice. All Progress Reports and invoices shall be delivered to the attention of the Owner's Project Representative. Invoices not properly prepared (mathematical errors, billing not reflecting actual Work done, no signature, etc.) shall be returned to the Contractor for correction.

C. Architect/Engineer's Approval. Payment for Work completed shall be subject to the Architect/Engineer approving the payment requested by the Contractor and certifying the amount thereof that has been properly incurred and is then due and payable to the Contractor, and identifying with specificity any amount that has not been properly incurred and that should not be paid.

D. Warrants of Contractor with Respect to Payments. The Contractor warrants that (1) upon payment of any retainage, materials and equipment covered by a partial payment request will pass to Owner either by incorporation in construction or upon receipt of payment by the Contractor, whichever occurs first; (2) Work, materials and equipment covered by previous partial payment requests shall be free and clear of liens, claims, security interests, or encumbrances; and (3) no Work, materials or equipment covered by a partial payment request which has been acquired by the Contractor or any other person performing Work at the Project Site, or furnishing materials or equipment for the Project, shall be subject to an agreement under which an interest therein or an encumbrance thereon is retained by the seller or otherwise imposed by the Contractor or any other person.

E. All Compensation Included. Contractor's compensation includes full payment for services set forth in the Contract Documents, including but not limited to overhead, profit, salaries or other compensation of Contractor's officers, partners and/or employees, general operating expenses incurred by Contractor and relating to this Project, including the cost of management, supervision and data processing staff, job office equipment and supplies, and other similar items.

ARTICLE IV SUBCONTRACTORS

4.1 Subcontracts. At the Owner's request, the Contractor shall provide Owner's Project Representative with copies of all proposed and final subcontracts, including the general and supplementary conditions thereof.

A. Subcontracts Generally. All subcontracts shall: (1) require each Subcontractor to be bound to Contractor to the same extent Contractor is bound to Owner by the terms of the Contract Documents, as those terms may apply to the portion of the Work to be performed by the Subcontractor, (2) provide for the assignment of the subcontracts from Contractor to Owner at the election of Owner, upon termination of Contractor, (3) provide that Owner will be an additional indemnified party of the subcontract, (4) provide that Owner will be an additional insured on all insurance policies required to be provided by the Subcontractor, except workers' compensation, (5) assign all warranties directly to Owner, and (6) identify Owner as an intended third-party beneficiary of the subcontract.

(1) A Subcontractor is a person or entity who has a direct contract with Contractor to perform a portion of the Work at the site. The term "Subcontractor" is referred to throughout the Contract Documents as if singular in number and means a Subcontractor or an authorized representative of the Subcontractor. The term "Subcontractor" does not include a separate contractor or subcontractors of a separate contractor.

(2) A Sub-subcontractor is a person or entity who has a direct or indirect contract with a Subcontractor to perform a portion of the Work at the site. The term "Sub-subcontractor" is referred to throughout the Contract Documents as if singular in number and means a Sub-subcontractor or an authorized representative of the Sub-subcontractor.

B. No Damages for Delay. Except when otherwise expressly agreed to by Owner in writing, all subcontracts shall provide:

“LIMITATION OF REMEDIES – NO DAMAGES FOR DELAY. The Subcontractor's exclusive remedy for delays in the performance of the contract caused by events beyond its control, including delays claimed to be caused by the Owner or Architect/Engineer or attributable to the Owner or Architect/Engineer and including claims based on breach of contract or negligence, shall be an extension of its contract time and shall in no way involve any monetary claim.”

Each subcontract shall require that any claims by the Subcontractor for delay must be submitted to the Contractor within the time and in the manner in which the Contractor must submit such claims to the Owner, and that failure to comply with the conditions for giving notice and submitting claims shall result in the waiver of such claims.

C. Subcontractual Relations. The Contractor shall require each Subcontractor to assume all the obligations and responsibilities which the Contractor owes the Owner pursuant to the Contract Documents, by the parties to the extent of the Work to be performed by the Subcontractor. Said obligations shall be made in writing and shall preserve and protect the rights of the Owner and Architect/Engineer, with respect to the Work to be performed by the Subcontractor, so that the subcontracting thereof will not prejudice such rights. Where appropriate, the Contractor shall require each Subcontractor to enter into similar agreements with its sub-subcontractors.

D. Insurance; Acts and Omissions. Insurance requirements for Subcontractors shall be no more stringent than those requirements imposed on the Contractor by the Owner. The Contractor shall be responsible to the Owner for the acts and omissions of its employees, agents, Subcontractors, their agents and employees, and all other persons performing any of the Work or supplying materials under a contract to the Contractor.

4.2 Relationship and Responsibilities. Except as specifically set forth herein with respect to direct materials acquisitions by Owner, nothing contained in the Contract Documents or in any Contract Document does or shall create any contractual relation between the Owner or Architect/Engineer and any Subcontractor. Specifically, the Contractor is not acting as an agent of the Owner with respect to any Subcontractor. The utilization of any Subcontractor shall not relieve Contractor from any liability or responsibility to Owner, or obligate Owner to the payment of any compensation to the Subcontractor or additional compensation to the Contractor.

4.3 Payments to Subcontractors; Monthly Statements. The Contractor shall be responsible for paying all Subcontractors from the payments made by the Owner to Contractor pursuant to Article III, subject to the following provisions:

A. Payment. The Contractor shall, no later than ten (10) days after receipt of payment from the Owner, out of the amount paid to the Contractor on account of such Subcontractor's Work, pay to each Subcontractor the amount to which the Subcontractor is entitled in accordance with the terms of the Contractor's contract with such Subcontractor. The Contractor shall, by appropriate agreement with each Subcontractor, require each Subcontractor to make

payments to sub-Subcontractors in a similar manner. After receipt of payment from Owner, if the need should arise to withhold payments to Subcontractors for any reason, as solely determined by Contractor, the Contractor shall promptly restore such monies to the Owner, adjusting subsequent pay requests and Project bookkeeping as required.

B. Final Payment of Subcontractors. The final payment of retainage to Subcontractors shall not be made until the Project has been inspected by the Architect/Engineer or other person designated by the Owner for that purpose, and until both the Architect/Engineer and the Contractor have issued a written certificate that the Project has been constructed in accordance with the Project Plans and Specifications and approved Change Orders. Before issuance of final payment to any Subcontractor without any retainage, the Subcontractor shall submit satisfactory evidence that all payrolls, material bills, and other indebtedness connected with the Project have been paid or otherwise satisfied, warranty information is complete, as-built markups have been submitted, and instruction for the Owner's operating and maintenance personnel is complete. Final payment may be made to certain select Subcontractors whose Work is satisfactorily completed prior to the completion of the Project, but only upon approval of the Owner's Project Representative.

4.4 Responsibility for Subcontractors. As provided in Section 2.4.BB, Contractor shall be fully responsible to Owner for all acts and omissions of the Subcontractors, suppliers and other persons and organizations performing or furnishing any of the Work under a direct or indirect Contract with Contractor just as Contractor is responsible for Contractor's own acts and omissions.

4.5 Contingent Assignment of Subcontracts. Each subcontract agreement for a portion of the Work is assigned by the Contractor to the Owner, provided that:

- (1) assignment is effective only after termination of the Contract by the Owner for cause pursuant to Article XIV and only for those subcontract agreements that the Owner accepts by notifying the Subcontractor and Contractor in writing; and
- (2) assignment is subject to the prior rights of the surety, if any, obligated under bond relating to the Agreement.

When the Owner accepts the assignment of a subcontract agreement, the Owner assumes the Contractor's rights and obligations under the subcontract. Upon such assignment, if the Work has been suspended for more than thirty (30) days, the Subcontractor's compensation shall be equitably adjusted for increases in cost resulting from the suspension. Upon such assignment to the Owner, the Owner may further assign the subcontract to a successor contractor or other entity. If the Owner assigns the subcontract to a successor contractor or other entity, the Owner shall nevertheless remain legally responsible for all of the successor contractor's obligations under the subcontract.

ARTICLE V CHANGES IN WORK

5.1 General. Changes in the Work may be accomplished after execution of the Agreement, and without invalidating the Agreement, by Change Order, Work Directive Change

or order for a minor change in the Work, subject to the limitations stated in this Article V and elsewhere in the Contract Documents. A Change Order shall be based upon agreement among the Owner, Contractor and Architect/Engineer; a Work Directive Change requires agreement by the Owner and Architect/Engineer and may or may not be agreed to by the Contractor; an order for a minor change in the Work may be issued by the Architect/Engineer alone. Changes in the Work shall be performed under applicable provisions of the Contract Documents, and the Contractor shall proceed promptly, unless otherwise provided in the Change Order, Work Directive Change or order for a minor change in the Work.

5.2 Minor Changes in the Work. The Owner or Architect/Engineer shall have authority to order minor changes in the Work not involving adjustment in the Contract Sum or extension of the Contract Time and not inconsistent with the intent of the Contract Documents. Such change will be effected by written order signed by the Architect/Engineer and shall be binding on the Owner and Contractor. The Contractor shall abide by and perform such minor changes. Such changes shall be effected by a Field Directive or a Work Directive Change. Documentation of changes shall be determined by the Construction Team, and displayed monthly in the Progress Reports. Because such changes shall not affect the Contract Sum to be paid to the Contractor, they shall not require a Change Order pursuant to Section 5.6.

5.3 Emergencies. In any emergency affecting the safety of persons or property, the Contractor shall act at its discretion to prevent threatened damage, injury, or loss. Any increase in the Contract Sum or extension of time claimed by the Contractor because of emergency Work shall be determined as provided in Section 5.6. However, whenever practicable, the Contractor shall obtain verbal concurrence of the Owner's Project Representative and Architect/Engineer where the act will or may affect the Contract Sum or Contract Time.

5.4 Concealed Conditions. If the Contractor encounters conditions at the site that are (1) subsurface or otherwise concealed physical conditions that differ materially from those indicated in the Contract Documents or (2) unknown physical conditions of an unusual nature, that differ materially from those ordinarily found to exist and generally recognized as inherent in construction activities of the character provided for in the Contract Documents, the Contractor shall promptly provide notice to the Owner and the Architect/Engineer before conditions are disturbed and in no event later than ten (10) days after first observance of the conditions. The Architect/Engineer will promptly investigate such conditions and, if the Architect/Engineer determines that they differ materially and cause an increase or decrease in the Contractor's cost of, or time required for, performance of any part of the Work, will recommend an equitable adjustment in the Contract Sum or Contract Time, or both. If the Architect/Engineer determines that the conditions at the site are not materially different from those indicated in the Contract Documents and that no change in the terms of the Contract is justified, the Architect/Engineer shall promptly notify the Owner and Contractor in writing, stating the reasons. If the Contractor disputes the Architect/Engineer's determination or recommendation, the Contractor may proceed as provided in Article VIII. If the Owner disputes the Architect/Engineer's determination or recommendation, the Owner may appeal directly to the Purchasing Official and shall thereafter follow the process set forth in Section 8.5.

5.5 Hazardous Materials. In the event the Contractor encounters on the Project Site material reasonably believed to be hazardous, petroleum or petroleum related products, or other hazardous or toxic substances, except as provided in Section 2.4.U, the Contractor shall immediately stop Work in the area affected and report the condition to the Owner and the

Architect/Engineer in writing. The Work in the affected area shall not thereafter be resumed except by Change Order or written amendment, if in fact the material or substance has not been rendered harmless. The Work in the affected area shall be resumed when the Project Site has been rendered harmless, in accordance with the final determination by the Architect/Engineer or other appropriate professional employed by Owner. The Contractor shall not be required to perform without its consent any Work relating to hazardous materials, petroleum or petroleum related products, or other hazardous or toxic substances. In the event the Contractor encounters on the Project Site materials believed in good faith to be hazardous or contaminated material, and the presence of such hazardous or contaminated material was not known and planned for at the time the Contractor submitted its Bid (or Guaranteed Maximum Price proposal), and it is necessary for the Contractor to stop Work in the area affected and delays Work for more than a seven (7) day period, adjustments to the Contract Sum and/or Contract Time shall be made in accordance with this Article V.

5.6 Change Orders; Adjustments to Contract Sum.

A. Change Orders Generally. The increase or decrease in the Contract Sum resulting from a change authorized pursuant to the Contract Documents shall be determined:

- (1) By mutual acceptance of a lump sum amount properly itemized and supported by sufficient substantiating data, to permit evaluation by the Architect/Engineer and Owner; or
- (2) By unit prices stated in the Agreement or subsequently agreed upon; or
- (3) By any other method mutually agreeable to Owner and Contractor.

If Owner and Contractor are unable to agree upon increases or decreases in the Contract Sum and the Architect/Engineer certifies that the work needs to be commenced prior to any such agreement, the Contractor, provided it receives a written Change Order signed by or on behalf of the Owner, shall promptly proceed with the Work involved. The cost of such Work shall then be determined on the basis of the reasonable expenditures of those performing the Work attributed to the change. However, in the event a Change Order is issued under these conditions, the Owner, through the Architect/Engineer, will establish an estimated cost of the Work and the Contractor shall not perform any Work whose cost exceeds that estimated without prior written approval by the Owner. In such case, the Contractor shall keep and present in such form as the Owner may prescribe an itemized accounting, together with appropriate supporting data of the increase in overall costs of the Project. The amount of any decrease in the Contract Sum to be allowed by the Contractor to the Owner for any deletion or change which results in a net decrease in costs will be the amount of the actual net decrease.

5.7 Owner-Initiated Changes. Without invalidating the Agreement and without notice to any Surety, Owner may, at any time, order additions, deletions or revisions in the Work. These will be authorized by a written amendment, a Field Directive, a Change Order, or a Work Directive Change, as the case may be. Upon receipt of any such document, Contractor shall promptly proceed with the Work involved which will be performed under the applicable conditions of the

Contract Documents (except as otherwise specifically provided). A Work Directive Change may not change the Contract Sum or the Contract Time; but is evidence that the parties expect that the change directed or documented by a Work Directive Change will be incorporated in a subsequently issued Change Order following negotiations by the parties as to its effect, if any, on the Contract Sum or Contract Time.

5.8 Unauthorized Work. Contractor shall not be entitled to an increase in the Contract Sum or an extension of the Contract Time with respect to any Work performed that is not required by the Contract Documents.

5.9 Defective Work. Owner and Contractor shall execute appropriate Change Orders (or written amendments) covering changes in the Work which are ordered by Owner, or which may be required because of acceptance of defective Work, without adjustment to the Contract Sum.

5.10 Estimates for Changes. At any time Architect/Engineer may request a quotation from Contractor for a proposed change in the Work. Within twenty-one (21) calendar days after receipt, Contractor shall submit a written and detailed proposal for an increase or decrease in the Contract Sum or Contract Time for the proposed change. Architect/Engineer shall have twenty-one (21) calendar days after receipt of the detailed proposal to respond in writing. The proposal shall include an itemized estimate of all costs and time for performance that will result directly or indirectly from the proposed change. Unless otherwise directed, itemized estimates shall be in sufficient detail to reasonably permit an analysis by Architect/Engineer of all material, labor, equipment, subcontracts, overhead costs and fees, and shall cover all Work involved in the change, whether such Work was deleted, added, changed or impacted. Notwithstanding the request for quotation, Contractor shall carry on the Work and maintain the progress schedule. Delays in the submittal of the written and detailed proposal will be considered non-prejudicial.

5.11 Form of Proposed Changes. The form of all submittals, notices, Change Orders and other documents permitted or required to be used or transmitted under the Contract Documents shall be determined by the Owner. Standard Owner forms shall be utilized.

5.12 Changes to Contract Time. The Contract Time may only be changed pursuant to a Change Order or a written amendment to the Contract Documents. Any claim for an extension or shortening of the Contract Time shall be based on written notice delivered by the party making the claim to the other party. Notice of the extent of the claim with supporting data shall be delivered within fifteen (15) days from detection or beginning of such occurrence and shall be accompanied by the claimant's written statement that the adjustment claimed is the entire adjustment to which the claimant has reason to believe it is entitled to because of the occurrence of said event. The Contract time will be extended in an amount equal to time lost due to delays beyond the control of Contractor. Such delays shall include, but not be limited to, acts or neglect by Owner or others performing additional Work; or to fires, floods, epidemics, abnormal weather conditions or acts of God. Failure to deliver a written notice of claim within the requisite 15-day period shall constitute a waiver of the right to pursue said claim.

ARTICLE VI ROLE OF ARCHITECT/ENGINEER

6.1 General.

A. Retaining. The Owner shall retain an Architect/Engineer (whether an individual or an entity) lawfully licensed to practice in Florida. That person or entity is identified as the Architect/Engineer in the Agreement and is referred to throughout the Contract Documents as if singular in number.

B. Duties. Duties, responsibilities and limitations of authority of the Architect/Engineer as set forth in the Contract Documents shall not be restricted, modified or extended without written consent of the Owner and Architect/Engineer. Consent shall not be unreasonably withheld.

C. Termination. If the employment of the Architect/Engineer is terminated, the Owner shall employ a successor Architect/Engineer as to whom the Contractor has no reasonable objection and whose status under the Contract Documents shall be that of the Architect/Engineer.

6.2 Administration. The Architect/Engineer will provide administration of the Agreement as described in the Contract Documents and will be an Owner's representative during construction until the date the Architect/Engineer approves the final Application for Payment. The Architect/Engineer will have authority to act on behalf of the Owner only to the extent provided in the Contract Documents.

A. Site Visits. The Architect/Engineer will visit the site at intervals appropriate to the stage of construction, or as otherwise agreed with the Owner, to become generally familiar with the progress and quality of the portion of the Work complete, and to determine in general if the Work observed is being performed in a manner indicating that the Work, when fully completed, will be in accordance with the Contract Documents. Unless specifically instructed by Owner, the Architect/Engineer will not be required to make exhaustive or continuous on-site inspections to check the quality or quantity of the Work. The Architect/Engineer will not have control over, charge of, or responsibility for, the construction means, methods, techniques, sequences or procedures, or for the safety precautions and programs in connection with the Work, since these are solely the Contractor's rights and responsibilities under the Contract Documents.

B. Reporting. Based on the site visits, the Architect/Engineer will keep the Owner reasonably informed about the progress and quality of the portion of the Work completed, and report to the Owner (1) known deviations from the Contract Documents and from the most recent construction schedule submitted by the Contractor, and (2) defects and deficiencies observed in the Work. The Architect/Engineer will not be responsible for the Contractor's failure to perform the Work in accordance with the requirements of the Contract Documents. The Architect/Engineer will not have control over or charge of and will not be responsible for acts or omissions of the Contractor, Subcontractors, or their agents or employees, or any other persons or entities performing portions of the Work.

6.3 Interpretation of Project Plans and Specifications. The Architect/Engineer will be the interpreter of the requirements of the Project Plans and Specifications. Upon receipt of comments or objections by Contractor or Owner, the Architect/Engineer will make decisions on all claims, disputes, or other matters pertaining to the interpretation of the Project Plans and Specifications.

6.4 Rejection of Non-Conforming Work. Upon consultation with Owner, the Architect/Engineer shall have the authority to reject Work which does not conform to the Project Plans and Specifications.

6.5 Correction of Work. The Contractor shall promptly correct all Work rejected by the Architect/Engineer for being defective or as failing to conform to the Project Plans and Specifications, whether observed before or after the Substantial Completion Date and whether or not fabricated, installed, or completed. The Contractor shall bear all costs of correcting such rejected Work, including compensation for Architect/Engineer's additional services made necessary thereby.

6.6 Timely Performance of Architect/Engineer. The Contractor shall identify which requests for information or response from the Architect/Engineer have the greatest urgency and those items which require prioritizing in response by the Architect/Engineer. The Contractor shall also identify the preferred time period for response and shall request a response time which is reasonably and demonstrably related to the needs of the Project and Contractor. If Architect/Engineer claims that Contractor's expectations for a response are unreasonable, Owner shall require Architect/Engineer to communicate such claim to Contractor in writing together with the specific time necessary to respond and the date upon which such response will be made. If Contractor believes that Architect/Engineer is not providing timely services or responses, Contractor shall notify Owner of same in writing not less than two (2) weeks before Contractor believes performance or response time from Architect/Engineer is required without risk of delaying the Project.

ARTICLE VII OWNER'S RIGHTS AND RESPONSIBILITIES

7.1 Project Site; Title. The Owner shall provide the lands upon which the Work under the Contract Documents is to be done, except that the Contractor shall provide all necessary additional land required for the erection of temporary construction facilities and storage of his materials, together with right of access to same. The Owner hereby represents to the Contractor that it currently has and will maintain up through and including the Substantial Completion Date, good title to all of the real property constituting the Project Site. Owner agrees to resolve, at its expense, any disputes relating to the ownership and use of the Project Site which might arise during construction.

7.2 Project Plans and Specifications; Architect/Engineer. The parties hereto acknowledge and agree that Owner has previously entered into an agreement with Architect/Engineer. Pursuant to the terms of such agreement, the Architect/Engineer, as an agent and representative of Owner, is responsible for the preparation of Project Plans and Specifications which consist of drawings, specifications, and other documents setting forth in detail the requirements for the construction of the Project. All such Project Plans and Specifications shall be provided either by Owner or the Architect/Engineer, and Contractor shall be under no obligation to provide same and shall be entitled to rely upon the accuracy and completeness of the Project Plans and Specifications provided by the Architect/Engineer and all preliminary drawings prepared in connection therewith. The Contractor will be furnished a reproducible set of all drawings and specifications reasonably necessary for the performance of Contractor's services hereunder and

otherwise ready for printing. The Contractor shall be notified of any written modification in the agreement between Owner and Architect/Engineer.

7.3 Surveys; Soil Tests and Other Project Site Information. Owner shall be responsible for providing a legal description and certified land survey of the Project Site in a form and content and with such specificity as may be required by the Architect/Engineer and Contractor to perform their services. To the extent deemed necessary by Owner and Architect/Engineer, and solely at Owner's expense, Owner may engage the services of a geotechnical consultant to perform test borings and other underground soils testing as may be deemed necessary by the Architect/Engineer or the Contractor. Contractor shall not be obligated to provide such surveys or soil tests and shall be entitled to rely upon the accuracy and completeness of the information provided; subject, however, to the provisions of Section 2.4.S hereof. Owner shall provide Contractor, as soon as reasonably possible following the execution of the Contract Documents, all surveys or other survey information in its possession describing the physical characteristics of the Project Site, together with soils reports, subsurface investigations, utility locations, deed restrictions, easements, and legal descriptions then in its possession or control. Upon receipt of all surveys, soils tests, and other Project Site information, Contractor shall promptly advise Owner of any inadequacies in such information and of the need for any additional surveys, soils or subsoil tests. In performing this Work, Contractor shall use the standard of care of experienced contractors and will use its best efforts timely to identify all problems or omissions. Owner shall not be responsible for any delay or damages to the Contractor for any visible or disclosed site conditions or disclosed deficiencies in the Project Site which should have been identified by Contractor and corrected by Owner prior to the execution of the Contract Documents.

7.4 Information; Communication; Coordination. The Owner's Project Representative shall examine any documents or requests for information submitted by the Contractor and shall advise Contractor of Owner's decisions pertaining thereto within a reasonable period of time to avoid unreasonable delay in the progress of the Contractor's services. Contractor shall indicate if any such documents or requests warrant priority consideration. However, decisions pertaining to approval of the Project Schedule as it relates to the date of Substantial Completion, the Project Cost, Contractor's compensation, approving or changing the Contract Sum shall only be effective when approved by Owner in the form of a written Change Order or amendment to the Contract Documents. Owner reserves the right to designate a different Owner's Project Representative provided Contractor is notified in writing of any such change. Owner and Architect/Engineer may communicate with Subcontractors, materialmen, laborers, or suppliers engaged to perform services on the Project, but only for informational purposes. Neither the Owner nor the Architect/Engineer shall attempt to direct the Work of or otherwise interfere with any Subcontractor, materialman, laborer, or supplier, or otherwise interfere with the Work of the Contractor. Owner shall furnish the data required of Owner under the Contract Documents promptly.

7.5 Governmental Body. The Contractor recognizes that the Owner is a governmental body with certain procedural requirements to be satisfied. The Contractor has and will make reasonable allowance in its performance of services for such additional time as may be required for approvals and decisions by the Owner and any other necessary government agency.

7.6 Pre-Completion Acceptance. The Owner shall have the right to take possession of and use any completed portions of the Work, although the time for completing the entire Work

or such portions may not have expired, but such taking possession and use shall not be deemed an acceptance of any Work not completed in accordance with the Contract Documents.

7.7 Ownership and Use of Drawings, Specifications and Other Instruments of Service.

- (1) The Architect/Engineer and the Architect/Engineer's consultants shall be deemed the authors and owners of their respective instruments of service, including the Project Plans and Specifications, and will retain all common law, statutory and other reserved rights, including copyrights. The Contractor, Subcontractors, Sub-subcontractors, and material or equipment suppliers shall not own or claim a copyright in the instruments of service. Submittal or distribution to meet official regulatory requirements or for other purposes in connection with this Project is not to be construed as publication in derogation of the Architect/Engineer's or Architect/Engineer's consultants' reserved rights.
- (2) The Contractor, Subcontractors, Sub-subcontractors and material or equipment suppliers are authorized to use and reproduce the drawings and specifications provided to them solely and exclusively for execution of the Work. All copies made under this authorization shall bear the copyright notice, if any, shown on the Project Plans and Specifications or other instruments of service. The Contractor, Subcontractors, Sub-subcontractors, and material or equipment suppliers may not use the drawings or specifications on other projects or for additions to this Project outside the scope of the Work without the specific written consent of the Owner, Architect/Engineer and the Architect/Engineer's consultants.

7.8 Owner's Project Representative. Owner's Project Representative is Owner's Agent, who will act as directed by and under the supervision of the Owner, and who will confer with Owner/Architect/Engineer regarding his actions. The Owner's Project Representative's dealings in matters pertaining to the on-site Work shall, in general, be only with the Owner/Architect/Engineer and Contractor and dealings with Subcontractors shall only be through or with the full knowledge of Contractor.

A. Responsibilities. Except as otherwise instructed in writing by Owner, the Owner's Project Representative will:

- (1) Attend preconstruction conferences; arrange a schedule of progress meetings and other job conferences as required in consultation with Owner/Architect/Engineer and notify those expected to attend in advance; and attend meetings and maintain and circulate copies of minutes thereof;
- (2) Serve as Owner/Architect/Engineer's liaison with Contractor, working principally through Contractor's superintendent, to assist in understanding the intent of the Contract Documents. As requested by Owner/Architect/Engineer, assist in obtaining additional details or information when required at the job site for proper execution of the Work;

- (3) Report to Owner/Architect/Engineer whenever he believes that any Work is unsatisfactory, faulty or defective or does not conform to the Contract Documents;
- (4) Accompany visiting inspectors representing public or other agencies having jurisdiction over the project; record the outcome of these inspections and report to Owner/Architect/Engineer;
- (5) Review applications for payment with Contractor for compliance with the established procedure for their submission and forward them with recommendations to Owner/Architect/Engineer; and
- (6) Perform those duties as set forth elsewhere within the Contract Documents.

B. Limitations. Except upon written instructions of Owner, Owner's Project Representative shall not:

- (1) Authorize any deviation from the Contract Documents or approve any substitute materials or equipment;
- (2) Exceed limitations on Owner/Architect/Engineer's authority as set forth in the Contract Documents;
- (3) Undertake any of the responsibilities of Contractor, Subcontractors or Contractor's superintendent, or expedite the Work;
- (4) Advise on or issue directions relative to any aspect of the means, methods, techniques, sequences or procedures of construction unless such is specifically called for in the Contract Documents;
- (5) Advise on or issue directions as to safety precautions and programs in connection with the Work;
- (6) Authorize Owner to occupy the project in whole or in part; or
- (7) Participate in specialized field or laboratory tests.

ARTICLE VIII RESOLUTION OF DISAGREEMENTS; CLAIMS FOR COMPENSATION

8.1 Owner to Decide Disputes. The Owner shall reasonably decide all questions and disputes (with the exception of matters pertaining to the interpretation of the Project Plans and Specifications which shall be resolved by the Architect/Engineer pursuant to Section 6.3) that may arise in the execution and fulfillment of the services provided for under the Contract Documents, in accordance with the Procurement Ordinance.

8.2 Finality. The decision of the Owner upon all claims, questions, disputes and conflicts shall be final and conclusive, and shall be binding upon all parties to the Contract Documents, subject to judicial review as provided in Section 8.5 below.

8.3 No Damages for Delay. If at any time Contractor is delayed in the performance of Contractor's responsibilities under the Contract Documents as the result of a default or failure to perform in a timely manner by Owner or Owner's agents or employees, Contractor shall not be entitled to any damages except for compensation specifically authorized in Article III. Contractor's sole remedy will be a right to extend the time for performance. Nothing herein shall preclude Contractor from any available remedy against any responsible party other than Owner. Contractor shall be responsible for liquidated damages for delay if otherwise provided for in the Contract Documents.

8.4 Permitted Claims Procedure. Where authorized or permitted under the Contract Documents, all claims for additional compensation by Contractor, extensions of time affecting the Substantial Completion Date, for payment by the Owner of costs, damages or losses due to casualty, Force Majeure, Project Site conditions or otherwise, shall be governed by the following:

- (1) All claims must be submitted as a request for Change Order in the manner as provided in Article V.
- (2) The Contractor must submit a notice of claim to Owner's Project Representative and to the Architect/Engineer within fifteen (15) days of the beginning of such occurrence. Failure to submit a claim within the requisite 15-day period shall constitute a waiver of the right to pursue said claim.
- (3) Within twenty (20) days of submitting its notice of claim, the Contractor shall submit to the Owner's Project Representative its request for Change Order, which shall include a written statement of all details of the claim, including a description of the Work affected.
- (4) After receipt of a request for Change Order, the Owner's Project Representative, in consultation with the Architect/Engineer, shall deliver to the Contractor, within twenty (20) days after receipt of request, its written response to the claim.
- (5) In the event the Owner and Contractor are unable to agree on the terms of a Change Order, the Owner shall have the option to instruct the Contractor to proceed with the Work. In that event, the Owner shall pay for those parts of the Work, the scope and price of which are not in dispute. The balance of the disputed items in the order to proceed will be resolved after completion of the Work, based upon completed actual cost.
- (6) The rendering of a decision by Owner with respect to any such claim, dispute or other matter (except any which have been waived by the making or acceptance of final payment) will be a condition precedent to any exercise by Owner or Contractor of such right or remedies as either may otherwise have under the Contract Documents or by laws or regulations in respect of any such claim, dispute or other matter.

8.5 Contract Claims and Disputes. After completion of the process set forth in Section 8.4 above, any unresolved dispute under this Agreement shall be decided by the Purchasing Official in accordance with Section 2-26-63 of the Manatee County Code of Laws, subject to an administrative hearing process as provided in Section 2-26-64. The decision of the hearing officer in accordance with Section 2-26-64 of the Manatee County Code of Laws shall be the final and conclusive decision subject to exclusive judicial review in circuit court by a petition for certiorari.

8.6 Claims for Consequential Damages. The Contractor and Owner waive claims against each other for consequential damages arising out of or relating to this Agreement. This mutual waiver includes:

- (1) damages incurred by the Owner for rental expenses, for losses of use, income, profit, financing, business and reputation, and for loss of management or employee productivity or of the services of such persons, unless any of such damages or losses are covered by insurance placed by the Contractor; and
- (2) damages incurred by the Contractor for principal office expenses including the compensation of personnel stationed there, for losses of financing, business and reputation, and for loss of profit except anticipated profit arising directly from the Work.

This mutual waiver is applicable, without limitation, to all consequential damages due to either party's termination in accordance with Article XIV. Nothing contained in this Section 8.6 shall be deemed to preclude assessment of liquidated direct damages, when applicable, in accordance with the requirements of the Contract Documents.

ARTICLE IX INDEMNITY

9.1 Indemnity.

A. Indemnification Generally. To the fullest extent permitted by law, the Contractor shall indemnify and hold harmless the Owner, Architect/Engineer, Architect/Engineer's consultants, and agents and employees of any of them from and against claims, damages, losses and expenses, including but not limited to attorney's fees, arising out of or resulting from performance of the Work, provided that such claim, damage, loss or expense is attributable to bodily injury, sickness, disease or death, or to injury to or destruction of tangible property, but only to the extent caused by the negligent acts or omissions of the Contractor, a Subcontractor or anyone directly or indirectly employed by them or anyone for whose acts they may be liable, regardless of whether such claim, damage, loss or expense is caused in part by a party indemnified hereunder. Such obligation shall not be construed to negate, abridge, or reduce other rights or obligations of indemnity which would otherwise exist as to a party or person described in this Section 9.1.

B. Indemnification; Enforcement Actions. The Contractor's duty to indemnify and hold harmless the Owner in Section 9.1 above shall extend to fines, penalties and costs incurred by the Owner as related to any enforcement action taken by local, state, regional or federal regulatory entities. The Owner may deduct any of such fines, penalties and costs as described in this Section from any unpaid amounts then or thereafter due the Contractor under the Contract Documents. Any of such fines, penalties and costs not so deducted from any unpaid amounts due the Contractor shall be payable to the Owner at the demand of the Owner, together with interest from the date of the demand at the maximum allowable rate.

C. Claims by Employees. In claims against any person or entity indemnified under this Section 9.1 by an employee of the Contractor, a Subcontractor, anyone directly or indirectly employed by them or anyone for whose acts they may be liable, the indemnification obligation under Section 9.1.A. shall not be limited by a limitation on amount or type of damages, compensation or benefits payable by or for the Contractor or a Subcontractor under workers' compensation acts, disability benefit acts or other employee benefit acts.

9.2 Duty to Defend. The Contractor shall defend the Owner in any action, lawsuit, mediation or arbitration arising from the alleged negligence, recklessness or intentionally wrongful conduct of the Contractor and other persons employed or utilized by the Contractor in the performance of the Work. Notwithstanding any other provisions within this Article IX, so long as Contractor, through its own counsel, performs its obligation to defend the Owner pursuant to this Section, Contractor shall not be required to pay the Owner's costs associated with the Owner's participation in the defense.

ARTICLE X ACCOUNTING RECORDS; OWNERSHIP OF DOCUMENTS

10.1 Accounting Records. Records of expenses pertaining to all services performed shall be kept in accordance with generally accepted accounting principles and procedures.

10.2 Inspection and Audit. The Contractor's records shall be open to inspection and subject to examination, audit, and/or reproduction during normal working hours by the Owner's agent or authorized representative to the extent necessary to adequately permit evaluation and verification of any invoices, payments or claims submitted by the Contractor or any of its payees during the performance of the Work. These records shall include, but not be limited to, accounting records, written policies and procedures, Subcontractor files (including proposals of successful and unsuccessful bidders), original estimates, estimating worksheets, correspondence, Change Order files (including documentation covering negotiated settlements), and any other supporting evidence necessary to substantiate charges related to the Contract Documents. They shall also include, but not be limited to, those records necessary to evaluate and verify direct and indirect costs (including overhead allocations) as they may apply to costs associated with the Contract Documents. For such audits, inspections, examinations and evaluations, the Owner's agent or authorized representative shall have access to said records from the effective date of the

Contract Documents, for the duration of Work, and until three (3) years after the date of final payment by the Owner to the Contractor pursuant to the Contract Documents.

10.3 Access. The Owner's agent or authorized representative shall have access to the Contractor's facilities and all necessary records to conduct audits in compliance with this Article. The Owner's agent or authorized representative shall give the Contractor reasonable advance notice of intended inspections, examinations, and/or audits.

10.4 Ownership of Documents. Upon obtainment of Substantial Completion or termination of the Agreement, all records, documents, tracings, plans, specifications, maps, evaluations, reports, transcripts and other technical data, other than working papers, prepared or developed by the Contractor shall be delivered to and become the property of the Owner. The Contractor at its own expense may retain copies for its files and internal use.

ARTICLE XI PUBLIC CONTRACT LAWS

11.1 Equal Opportunity Employment.

A. Employment. The Contractor shall not discriminate against any employee or applicant for employment because of race, creed, sex, color, national origin, disability or age, and will take affirmative action to ensure that all employees and applicants are afforded equal employment opportunities without discrimination because of race, creed, sex, color, national origin, disability or age. Such action will be taken with reference to, but shall not be limited to, recruitment, employment, job assignment, promotion, upgrading, demotion, transfer, layoff or termination, rates of training or retraining, including apprenticeship and on-the-job training.

B. Participation. No person shall, on the grounds of race, creed, sex, color, national origin, disability or age, be excluded from participation in, be denied the proceeds of, or be subject to discrimination in the performance of the Agreement.

11.2 Immigration Reform and Control Act of 1986. Contractor acknowledges that it is responsible for complying with the provisions of the Immigration Reform and Control Act of 1986, located at 8 U.S.C. Section 1324, et seq., and regulations relating thereto. Failure to comply with the above statutory provisions shall be considered a material breach and shall be grounds for immediate termination of this Agreement.

11.3 No Conflict of Interest. The Contractor warrants that it has not employed or retained any company or person, other than a bona fide employee working solely for the Contractor to solicit or secure this Agreement, and that it has not paid or agreed to pay any person, company, corporation, individual, or firm other than a bona fide employee working solely for the Contractor, any fee, commission, percentage, gift or any other consideration, contingent upon or resulting from the award or making of this Agreement.

A. No Interest in Business Activity. By accepting award of this Agreement, the Contractor, which shall include its directors, officers and employees, represents that it presently has no interest in and shall acquire no interest in any business or activity which would conflict in any manner with the performance of services required hereunder, including without limitation as described in the Contractor's own professional ethical requirements. An interest in a business or activity which shall be deemed a conflict includes but is not limited to direct financial interest in any of the material and equipment manufacturers, suppliers, distributors, or contractors who will be eligible to supply material and equipment for the Project for which the Contractor is furnishing its services required hereunder.

B. No Appearance of Conflict. The Contractor shall not knowingly engage in any contractual or professional obligations that create an appearance of a conflict of interest with respect to the services provided pursuant to the Agreement. The Contractor has provided the Affidavit of No Conflict, incorporated into the Contract Documents as Exhibit "C", as a material inducement for Owner entering the Agreement. If, in the sole discretion of the County Administrator or designee, a conflict of interest is deemed to exist or arise during the term of this Agreement, the County Administrator or designee may cancel this Agreement, effective upon the date so stated in a written notice of cancellation, without penalty to the Owner.

11.4 Truth in Negotiations. By execution of the Contract Documents, the Contractor certifies to truth-in-negotiations and that wage rates and other factual unit costs supporting the compensation are accurate, complete and current at the time of contracting. Further, the original Contract Sum and any additions thereto shall be adjusted to exclude any significant sums where the Owner determines the Contract Sum was increased due to inaccurate, incomplete or non-current wage rates and other factual unit costs. Such adjustments must be made within one (1) year after final payment to the Contractor.

11.5 Public Entity Crimes. The Contractor is directed to the Florida Public Entity Crimes Act, Section 287.133, Florida Statutes, specifically section 2(a), and the Owner's requirement that the Contractor comply with it in all respects prior to and during the term of the Agreement.

ARTICLE XII FORCE MAJEURE, FIRE OR OTHER CASUALTY

12.1 Force Majeure.

A. Unavoidable Delays. Delays in any performance by any party contemplated or required hereunder due to fire, flood, sinkhole, earthquake or hurricane, acts of God, unavailability of materials, equipment or fuel, war, declaration of hostilities, revolt, civil strife, altercation or commotion, strike, labor dispute, or epidemic, archaeological excavation, lack of or failure of transportation facilities, or any law, order, proclamation, regulation, or ordinance of any government or any subdivision thereof, or for any other similar cause to those enumerated, beyond the reasonable control and which with due diligence could not have been reasonably anticipated, shall be deemed to be events of Force Majeure and any such delays shall be excused. In the event such party is delayed in the performance of any Work or obligation pursuant to the Contract Documents for any of the events of Force Majeure stated in this Section 12.1, the date for

performance required or contemplated by the Contract Documents shall be extended by the number of calendar days such party is actually delayed.

B. Concurrent Contractor Delays. If a delay is caused for any reason provided in Section 12.1.A. and during the same time period a delay is caused by Contractor, the date for performance shall be extended as provided in 12.1.A. but only to the extent the time is or was concurrent.

C. Notice; Mitigation. The party seeking excuse for nonperformance based on Force Majeure shall give written notice to the Owner, if with respect to the Contractor, or to the Contractor if with respect to the Owner, specifying its actual or anticipated duration. Each party seeking excuse from nonperformance based on Force Majeure shall use its best efforts to rectify any condition causing a delay and will cooperate with the other party, except that neither party shall be obligated to incur any unreasonable additional costs and expenses to overcome any loss of time that has resulted.

12.2 Casualty; Actions by Owner and Contractor. During the construction period, if the Project or any part thereof shall have been damaged or destroyed, in whole or in part, the Contractor shall promptly make proof of loss; and Owner and Contractor shall proceed promptly to collect, or cause to be collected, all valid claims which may have arisen against insurers or others based upon such damage or destruction. The Contractor shall diligently assess the damages or destruction and shall prepare an estimate of the cost, expenses, and other charges, including normal and ordinary compensation to the Contractor, necessary for reconstruction of the Project substantially in accordance with the Project Plans and Specifications. Within fifteen (15) days following satisfaction of the express conditions described in subsections (1), (2) and (3) below, the Contractor covenants and agrees diligently to commence reconstruction and to complete the reconstruction or repair of any loss or damage by fire or other casualty to the Project to substantially the same size, floor area, cubic content, and general appearance as prior to such loss or damage:

- (1) Receipt by the Owner or the trustee of the proceeds derived from collection of all valid claims against insurers or others based upon such damage or destruction, and receipt of other sums from any source such that the funds necessary to pay the Project Cost and any additions to the Project Cost necessitated for repair or reconstruction are available;
- (2) Written agreement executed by the Contractor and the Owner, by amendment to the Contract Documents or otherwise, authorizing and approving the repair or reconstruction and any additions to the Project Cost necessitated thereby, including any required adjustment to the Contract Sum; and
- (3) Final approval by the Owner of the Project Plans and Specifications for such repair or reconstruction and issuance of any required building permit.

12.3 Approval of Plans and Specifications. The Owner agrees to approve the plans and specifications for such reconstruction or repair if the reconstruction or repair contemplated by such plans and specifications is economically feasible, and will restore the Project, or the damaged portion thereof, to substantially the same condition as prior to such loss or damage, and such plans

and specifications conform to the applicable laws, ordinances, codes, and regulations. The Owner agrees that all proceeds of any applicable insurance or other proceeds received by the Owner or the Contractor as a result of such loss or damage shall be used for payment of the costs, expenses, and other charges of the reconstruction or repair of the Project.

12.4 Notice of Loss or Damage. The Contractor shall promptly give the Owner written notice of any significant damage or destruction to the Project, defined as loss or damage which it is contemplated by Contractor will increase the Contract Sum or extend the Substantial Completion Date, stating the date on which such damage or destruction occurred, the then expectations of Contractor as to the effect of such damage or destruction on the use of the Project, and the then proposed schedule, if any, for repair or reconstruction of the Project. Loss or damage which the Contractor determines will not affect the Contract Sum or Substantial Completion Date will be reported to Owner and Architect/Engineer immediately, and associated corrective actions will be undertaken without delay.

ARTICLE XIII REPRESENTATIONS, WARRANTIES AND COVENANTS

13.1 Representations and Warranties of Contractor. The Contractor represents and warrants to the Owner each of the following.

A. The Contractor is a construction company, organized under the laws of the State of _____, authorized to transact business in the State of Florida, with _____ as the primary qualifying agent. Contractor has all requisite power and authority to carry on its business as now conducted, to own or hold its properties, and to enter into and perform its obligations hereunder and under each instrument to which it is or will be a party, and is in good standing in the State of Florida.

B. Each Contract Document to which the Contractor is or will be a party constitutes, or when entered into will constitute, a legal, valid, and binding obligation of the Contractor enforceable against the Contractor in accordance with the terms thereof, except as such enforceability may be limited by applicable bankruptcy, insolvency, or similar laws from time to time in effect which affect creditors' rights generally and subject to usual equitable principles in the event that equitable remedies are involved.

C. There are no pending or, to the knowledge of the Contractor, threatened actions or proceedings before any court or administrative agency, within or without the State of Florida, against the Contractor or any partner, officer, or agent of the Contractor which question the validity of any document contemplated hereunder, or which are likely in any case, or in the aggregate, to materially adversely affect the consummation of the transactions contemplated hereunder, or materially adversely affect the financial condition of the Contractor.

D. The Contractor has filed or caused to be filed all federal, state, local, or foreign tax returns, if any, which were required to be filed by the Contractor, and has paid, or caused to be paid, all taxes shown to be due and payable on such returns or on any assessments levied against the Contractor.

E. Neither Contractor nor any agent or person employed or retained by Contractor has acted fraudulently or in bad faith or in violation of any statute or law in the procurement of this Agreement.

F. The Contractor shall timely fulfill or cause to be fulfilled all of the terms and conditions expressed herein which are within the control of the Contractor or which are the responsibility of the Contractor to fulfill. The Contractor shall be solely responsible for the means and methods of construction.

G. It is recognized that neither the Architect/Engineer, the Contractor, nor the Owner has control over the cost of labor, materials, or equipment, over a Subcontractor's methods of determining bid prices, or over competitive bidding, market, or negotiating conditions.

H. During the term of the Contract Documents, and the period of time that the obligations of the Contractor under the Contract Documents shall be in effect, the Contractor shall cause to occur and to continue to be in effect those instruments, documents, certificates, and events contemplated by the Contract Documents that are applicable to, and the responsibility of, the Contractor.

I. The Contractor shall assist and cooperate with the Owner and shall accomplish the construction of the Project in accordance with the Contract Documents and the Project Plans and Specifications, and will not knowingly violate any laws, ordinances, rules, regulations, or orders that are or will be applicable thereto.

J. Contractor warrants and guarantees to Owner that all Work will be in accordance with the Contract Documents and will not be defective, and that Owner, representatives of Owner, and governmental agencies with jurisdictional interests will have access to the Work at reasonable times for their observation, inspecting and testing. Contractor shall give Architect/Engineer timely notice of readiness of the Work for all required approvals and shall assume full responsibility, including costs, in obtaining required tests, inspections, and approval certifications and/or acceptance, unless otherwise stated by Owner.

K. If any Work (including Work of others) that is to be inspected, tested, or approved is covered without written concurrence of Architect/Engineer, it must, if requested by Architect/Engineer, be uncovered for observation. Such uncovering shall be at Contractor's expense unless Contractor has given Architect/Engineer timely notice of Contractor's intention to cover the same and Architect/Engineer has not acted with reasonable promptness in response to such notice. Neither observations by Architect/Engineer nor inspections, tests, or approvals by others shall relieve Contractor from Contractor's obligations to perform the Work in accordance with the Contract Documents.

L. If the Work is defective, or Contractor fails to supply sufficient skilled workers, or suitable materials or equipment, or fails to furnish or perform the Work in such a way that the completed Work will conform to the Contract Documents, Owner may order Contractor to stop the Work, or any portion thereof and terminate payments to the Contractor until the cause for such order has been eliminated. Contractor shall bear all direct, indirect and consequential costs for satisfactory reconstruction or removal and replacement with non-defective Work, including, but not limited to fees and charges of Architect/Engineers, attorneys and other professionals and any additional expenses experienced by Owner due to delays to other

Contractors performing additional Work and an appropriate deductive change order shall be issued. Contractor shall further bear the responsibility for maintaining the schedule and shall not be entitled to an extension of the Contract Time or the recovery of delay damages due to correcting or removing defective Work.

M. If Contractor fails within seven (7) days after written notice to correct defective Work, or fails to perform the Work in accordance with the Contract Documents, or fails to comply with any other provision of the Contract Documents, Owner may correct and remedy any such deficiency to the extent necessary to complete corrective and remedial action. Owner may temporarily exclude Contractor from all or part of the site, temporarily take possession of all or part of the Work, Contractor's tools, construction equipment and machinery at the site or for which Owner has paid Contractor but which are stored elsewhere, all for such duration as is reasonably necessary to correct the deficiency. All direct and indirect costs of Owner in exercising such rights and remedies will be charged against Contractor in an amount approved as to reasonableness by Architect/Engineer and a Change Order will be issued incorporating the necessary revisions.

N. If within three (3) years after the Substantial Completion Date or such longer period of time as may be prescribed by laws or regulations or by the terms of any applicable special guarantee required by the Contract Documents, any Work is found to be defective, Contractor shall promptly, without cost to Owner and in accordance with Owner's written instructions, either correct such defective Work or if it has been rejected by Owner, remove it from the site and replace it with non-defective Work. If Contractor does not promptly comply with the terms of such instruction, Owner may have the defective Work corrected/removed and all direct, indirect and consequential costs of such removal and replacement will be paid by Contractor. Failing payment by the Contractor and notwithstanding any other provisions of the Contract Documents to the contrary, Owner shall have the right to bring a direct action in the Circuit Court to recover such costs.

13.2 Representations of the Owner. To the extent permitted by law, the Owner represents to the Contractor that each of the following statements is presently true and accurate:

- A. The Owner is a validly existing political subdivision of the State of Florida.
- B. The Owner has all requisite corporate or governmental power and authority to carry on its business as now conducted and to perform its obligations under the Contract Documents and each Contract Document contemplated hereunder to which it is or will be a party.
- C. The Contract Documents and each Contract Document contemplated hereby to which the Owner is or will be a party has been duly authorized by all necessary action on the part of, and has been or will be duly executed and delivered by, the Owner, and neither the execution and delivery thereof nor compliance with the terms and provisions thereof or hereof: (a) requires the approval and consent of any other person or party, except such as have been duly obtained or as are specifically noted herein; (b) contravenes any existing law, judgment, governmental rule, regulation or order applicable to or binding on the Owner; or (c) contravenes or results in any breach of, default under, or result in the creation of any lien or encumbrance upon the Owner under any indenture, mortgage, deed of trust, bank loan, or credit agreement, the charter, ordinances, resolutions, or any other agreement or instrument to which the Owner is a

party, specifically including any covenants of any bonds, notes, or other forms of indebtedness of the Owner outstanding on the date of the Contract Documents.

D. The Contract Documents and each document contemplated hereby to which the Owner is or will be a party constitutes, or when entered into will constitute, a legal, valid, and binding obligation of the Owner enforceable against the Owner in accordance with the terms thereof, except as such enforceability may be limited by applicable bankruptcy, insolvency, or similar laws from time to time in effect which affect creditors' rights generally, and subject to usual equitable principles in the event that equitable remedies are involved.

E. There are no pending or, to the knowledge of the Owner, threatened actions or proceedings before any court or administrative agency against the Owner which question the validity of the Contract Documents or any document contemplated hereunder, or which are likely in any case or in the aggregate to materially adversely affect the consummation of the transactions contemplated hereunder or the financial or corporate condition of the Owner.

F. The Owner shall use due diligence to timely fulfill or cause to be fulfilled all of the conditions expressed in the Contract Documents which are within the control of the Owner or which are the responsibility of the Owner to fulfill.

G. During the pendency of the Work and while the obligations of the Owner under the Contract Documents shall be in effect, the Owner shall cause to occur and to continue to be in effect and take such action as may be necessary to enforce those instruments, documents, certificates and events contemplated by the Contract Documents that are applicable to and the responsibility of the Owner.

H. The Owner shall assist and cooperate with the Contractor in accomplishing the construction of the Project in accordance with the Contract Documents and the Project Plans and Specifications, and will not knowingly violate any laws, ordinances, rules, regulations, orders, contracts, or agreements that are or will be applicable thereto or, to the extent permitted by law, enact or adopt any resolution, rule, regulation, or order, or approve or enter into any contract or agreement, including issuing any bonds, notes, or other forms of indebtedness, that will result in the Contract Documents or any part thereof, or any other instrument contemplated by and material to the timely and effective performance of a party's obligations hereunder, to be in violation thereof.

ARTICLE XIV TERMINATION AND SUSPENSION

14.1 Termination for Cause by Owner. This Agreement may be terminated by Owner upon written notice to the Contractor should Contractor fail substantially to perform a material obligation in accordance with the terms of the Contract Documents through no fault of the Owner. In the event Owner terminates for cause and it is later determined by a court of competent jurisdiction that such termination for cause was not justified, then in such event such termination for cause shall automatically be converted to a termination without cause pursuant to Section 14.2.

A. Nonperformance. If the Contractor fails to timely perform any of its

obligations under the Contract Documents, including any obligation the Contractor assumes to perform Work with its own forces, or if it persistently or repeatedly refuses or fails, except in case for which extension of time is provided, to supply enough properly skilled workmen or proper materials, or fails, without being excused, to maintain an established schedule (failure to maintain schedule shall be defined as any activity that falls thirty (30) days or more behind schedule) which has been adopted by the Construction Team, or it fails to make prompt payment to Subcontractors for materials or labor, or disregards laws, rules, ordinances, regulations, or orders of any public authority having jurisdiction, or otherwise is guilty of substantial violations of the Agreement the Owner may, after seven (7) days written notice, during which period the Contractor fails to perform such obligation, make good such deficiencies and perform such actions. The Contract Sum shall be reduced by the cost to the Owner of making good such deficiencies, and the Contractor's compensation shall be reduced by an amount required to manage the making good of such deficiencies. Provided, however, nothing contained herein shall limit or preclude Owner from pursuing additional damages from Contractor because of its breach.

B. Insolvency. If the Contractor is adjudged bankrupt, or if it makes a general assignment for the benefit of its creditors, or if a receiver is appointed because its insolvency, then the Owner may, without prejudice to any other right or remedy, and after giving the Contractor and its surety, if any, fourteen (14) days written notice, and during which period the Contractor fails to cure the violation, terminate the Agreement. In such case, the Contractor shall not be entitled to receive any further payment. Owner shall be entitled to recover all costs and damages arising because of failure of Contractor to perform as provided in the Contract Documents, as well as reasonable termination expenses, and costs and damages incurred by the Owner may be deducted from any payments left owing the Contractor.

C. Illegality. Owner may terminate the Agreement if Contractor disregards laws or regulations of any public body having jurisdiction.

D. Rights of Owner. The Owner may, after giving Contractor (and the surety, if there is one) seven (7) days written notice, terminate the services of Contractor for cause; exclude Contractor from the Project Site and take possession of the Work and of all Contractor's tools, construction equipment and machinery at the Project Site and use the same to the full extent they could be used (without liability to Contractor for trespass or conversion); incorporate in the Work all materials and equipment stored at the Project Site or for which Owner has paid Contractor but which are stored elsewhere, and finish the Work as Owner may deem expedient. In such case, Contractor shall not be entitled to receive any further payment beyond an amount equal to the value of material and equipment not incorporated in the Work, but delivered and suitably stored, less the aggregate of payments previously made. If the direct and indirect costs of completing the Work exceed the unpaid balance of the Contract Sum, Contractor shall pay the difference to Owner. Such costs incurred by Owner shall be verified by Owner in writing; but in finishing the Work, Owner shall not be required to obtain the lowest quote for the Work performed. Contractor's obligations to pay the difference between such costs and such unpaid balance shall survive termination of the Agreement. In such event and notwithstanding any other provisions of the Contract Documents to the contrary, Owner shall be entitled to bring a direct action in the Circuit Court to recover such costs.

14.2 Termination without Cause by Owner. The Owner, through its County Administrator or designee, shall have the right to terminate the Agreement, in whole or in part, without cause upon sixty (60) calendar days' written notice to the Contractor. In the event of

such termination for convenience, the Owner shall compensate Contractor for payments due through the date of termination, and one subsequent payment to cover costs of Work performed through the date of termination, subject to the terms and conditions of Section 3.1. The Contractor shall not be entitled to any other further recovery against the Owner, including, but not limited to, anticipated fees or profit on Work not required to be performed, or consequential damages or costs resulting from such termination.

A. Release of Contractor. As a condition of Owner's termination rights provided for in this subsection, Contractor shall be released and discharged from all obligations arising by, through, or under the terms of the Contract Documents, and the Payment and Performance Bond shall be released. Owner shall assume and become responsible for the reasonable value of Work performed by Subcontractors prior to termination plus reasonable direct close-out costs, but in no event shall Subcontractors be entitled to unabsorbed overhead, anticipatory profits, or damages for early termination.

B. Waiver of Protest. Contractor hereby waives any right to protest the exercise by Owner of its rights under this Section that may apply under the Procurement Ordinance.

14.3 Suspension without Cause. Owner may, at any time and without cause, suspend the Work or any portion thereof for a period of not more than ninety (90) days by written notice to Contractor, which will fix the date on which Work will be resumed. Contractor shall be allowed an increase in the Contract Sum or an extension of the Contract Time, or both, directly attributable to any suspension if Contractor makes an approved claim therefor.

14.4 Termination Based Upon Abandonment, Casualty or Force Majeure. If, after the construction commencement date (i) Contractor abandons the Project (which for purposes of this paragraph shall mean the cessation of all construction and other activities relating to the Project, excluding those which are necessary to wind down or otherwise terminate all outstanding obligations with respect to the Project, and no recommencement of same within one hundred twenty (120) days following the date of cessation), or (ii) the Project is stopped for a period of thirty (30) consecutive days due to an instance of Force Majeure or the result of a casualty resulting in a loss that cannot be corrected or restored within one hundred twenty (120) days (excluding the time required to assess the damage and complete the steps contemplated under Section 12.2), the Owner shall have the right to terminate the Agreement and pay the Contractor its compensation earned or accrued to date.

14.5 Vacation of Project Site; Delivery of Documents. Upon termination by Owner pursuant to Section 14.2 or 14.4, Contractor shall withdraw its employees and its equipment, if any, from the Project Site on the effective date of the termination as specified in the notice of termination (which effective date shall not be less than two (2) working days after the date of delivery of the notice), regardless of any claim the Contractor may or may not have against the Owner. Upon termination, the Contractor shall deliver to the Owner all original papers, records, documents, drawings, models and other material set forth and described in the Contract Documents.

14.6 Termination by the Contractor. If, through no act or fault of Contractor, the

Work is suspended for a period of more than ninety (90) consecutive days by Owner or under an order of court or other public authority, or Owner fails to act on any Application for Payment or fails to pay Contractor any sum finally determined to be due; then Contractor may, upon fourteen (14) days written notice to Owner terminate the Agreement and recover from Owner payment for all Work executed, any expense sustained plus reasonable termination expenses. In lieu of terminating the Agreement, if Owner has failed to act on any Application for Payment or Owner has failed to make any payment as aforesaid, Contractor may upon fourteen (14) days written notice to Owner stop the Work until payment of all amounts then due.

(Remainder of this page intentionally left blank)

SAMPLE

Exhibit A
Title(s) of Drawings

SAMPLE

Exhibit B
Title(s) of Specifications

SAMPLE

Exhibit C
Affidavit of No Conflict

SAMPLE

Exhibit D
Contractor's Certificate(s) of Insurance

SAMPLE

Exhibit E
Contractor's Payment and Performance Bond

SAMPLE

Exhibit F
Standard Forms

SAMPLE

APPLICATION FOR PAYMENT

Request No.: _____ Project No.: _____
 Purchase Order No.: _____
 County Bid No.: _____
 Consultant: _____

Project: _____
 From: _____ To: _____

CONTRACT PAYMENT SUMMARY

Original Contract Amount:				\$	-
Change Order(s):				\$	-
Change order summary:					
Number	Date Approved	Additive	Deductive		
SUBTOTALS:		\$	-	\$	-
Net change order subtotal (Additive less Deductive):				\$	-
Current Contract Amount (CCA): (Original Amount + Change Order(s))				\$	-
		Previous Status	Total WIP		
Value of the Work in Place (WIP)	\$	-	\$	-	
Value of Stored Materials	\$	-	\$	-	
Total Earned (\$ and % of CCA)	\$	-	\$	-	
Retainage (\$ and % of CCA)	\$	-	\$	-	
Net Earned (Total earned minus retainage)				\$	-
TOTAL PREVIOUS PAYMENTS				\$	-
AMOUNT DUE THIS PAYMENT (Net Earned minus Previous Payments)				\$	-

CONTRACTOR'S AFFIDAVIT OF NOTICE

CERTIFICATE: The undersigned CONTRACTOR certifies that all items and amounts shown on this Application for Payment are on account of work performed, materials supplied and/or materials stored on site and paid for by Contractor in accordance with the Contract Documents with due consideration for previous Payment(s), if any, received by the Contractor from the County, and that the Amount Due this Payment shown is now due.

NOTARY:

CONTRACTOR:

State of Florida, County of _____

 Name of person authorized to sign Affidavit of Notice

Sworn to (or affirmed) and subscribed before me this _____ day of _____ by _____

 TITLE

 (Name of person giving notice)

Contractor name, address and telephone no.:

 (Signature of Notary Public - State of Florida)
 Print, Type or Stamp Commissioned Name of Notary Public:

Personally Known _____ or Produced Identification _____
 Type of Identification Produced: _____

VERIFICATION, RECOMMENDATION, CONCURRENCES AND APPROVALS

(Signatures)

(Date)

Quantities verified by: _____

Consultant/Engineer: _____

Project Management: _____

Department Head: _____

Payment approved by the Board of County Commissioners: _____

Attested to by the Clerk of Circuit Court: _____

CERTIFICATE OF SUBSTANTIAL COMPLETION (S.C.)	CHECK ONE:	
	Partial	Total
Project Title:	Date Submitted:	
Contractor Data: Name: Address: City/State/Zip:	Project No:	
	S. C. Date (Proposed)	
<p>If the "Partial" completion box above is checked, the following description applies to the work for which substantial completion is being sought. Otherwise, the work described in the Contract including approved changes, if any, is certified to be substantially complete: (Description of the portion of work substantially completed):</p> <div style="text-align: center; font-size: 2em; opacity: 0.3; transform: rotate(-30deg); pointer-events: none;"> SAMPLE </div> <p style="text-align: center;">(USE CONTINUATION SHEETS IF NECESSARY)</p>		
<p>A tentative list of items to be completed or corrected is attached hereto. This list may not be all-inclusive, and the failure to include an item does not alter the Contractor's responsibility to complete all of the contract work in accordance with the Contract Documents. The items in the tentative list shall be completed or corrected by the Contractor within _____ days of substantial completion. The approved substantial completion date is: _____</p>		
Contractor Signature	Date	Engineer's Approval
		Date
Printed Name and Title	Printed Name and Title	
<p>The Contractor shall be responsible for security, operation, safety, maintenance, HVAC, insurance and warranties in accordance with the Contract. The County will assume the responsibility for paying the cost of electrical power from midnight of the date of Engineer's approval as indicated above.</p>		
<p>ATTACH THE INSPECTOR'S FINAL WALKTHROUGH LIST OF DEFICIENCIES.</p>		

**FINAL RECONCILIATION, WARRANTY PERIOD DECLARATION
AND CONTRACTOR'S AFFIDAVIT**

Project Title: _____	Date Submitted: _____
----------------------	-----------------------

Contractor Data: Name: _____ Address: _____ City/State/Zip: _____	Project No: _____
	Warranty (months): _____

This Final Reconciliation is for the work performed for Manatee County by the above named contractor, hereinafter called CONTRACTOR, pursuant to the contract dated _____ as amended, and acts as an addendum thereto.

It is agreed that all quantities and prices in the attached Final Pay Estimate No. _____ are correct and that the amount of \$ _____ including retainage is due to the CONTRACTOR, that no claims are outstanding as between the parties, and that the above stated sum represents the entirety of monies owed the CONTRACTOR.

It is further agreed that the warranty period for CONTRACTOR'S work pursuant to the Contract is from _____ to _____

As (title) _____ for CONTRACTOR, I have authority to bind said CONTRACTOR, and as such make this final reconciliation, declaration and affidavit for the purpose of inducing Manatee County to make final payment to CONTRACTOR for work done at/upon _____ under said contract:

CONTRACTOR has paid all social security and withholding taxes accrued in connection with the construction project.

CONTRACTOR has paid all workers' compensation and other insurance premiums incurred in connection with this construction project.

CONTRACTOR has paid for all required permits in connection with this construction project.

All laborers, material, men, suppliers, subcontractors and service professionals who worked for and/or supplied materials, equipment and/or services to the CONTRACTOR under this construction contract have been paid in full.

(Affiant Signature)

NOTARY:
State of Florida, County of _____, Sworn to (or affirmed) and subscribed before me this _____ day of _____, _____, by _____ (person giving notice).

Signature of Notary Public - State of Florida: _____
Print, Type or Stamp Commissioned Name of Notary Public: _____

Personally Known or Produced Identification
Type of Identification Produced _____

CONTRACT CHANGE ORDER

(for Total Contract Adjusted Amount Greater than \$1,000,000)

PROJECT: _____

Change Order No.: _____

**Contract Amount
(Present Value)** _____

Project Number: _____

NO. OF ITEM	DESCRIPTION OF ITEM AND CHANGE	DECREASE	INCREASE

BY EXECUTION OF THIS CHANGE ORDER THE CONTRACTOR AGREES THAT ALL CLAIMS FOR ADDITIONAL CONTRACT TIME AND FEES FOR THE ITEMS IN THIS CHANGE ORDER HAVE BEEN SATISFIED.

TOTAL DECREASE: _____

TOTAL INCREASE: _____

Contractor: _____
Address: _____
City / State: _____

THE NET CHANGE OF
 ADJUSTS THE CURRENT CONTRACT AMOUNT FROM
 _____ TO

Contractor Signature: _____ **Date:** _____

____ CALENDAR DAYS ARE ADDED TO THE SCHEDULE
 WHICH CHANGES THE FINAL COMPLETION DATE TO
 _____ MONTH _____ DAY, _____ YEAR

RECOMMENDATION, CONCURRENCES AND APPROVALS

SIGNATURES

DATE

Consultant / Engineer: _____

Project Manager: _____

Division Manager: _____

Project Management Division Manager

Manatee County Purchasing: _____

Purchasing Official

Authority to execute this contract per Manatee County Code, Chapter 2-26,
 and per the delegation by the County Administrator effective 1/26/2009

JUSTIFICATION FOR CHANGE

Change Order No :

Project Number:

1. NECESSITY FOR CHANGE:



2. Is change an alternate bid? (If yes, explain)

3. Does change substantially alter the physical size of the project? (If yes, explain)

4 Effect of this change on other "Prime" contractors?

5 Has the Surety and insurance company been notified, if applicable? CONTRACTOR RESPONSIBILITY