

CONTRACT PLANS COMPONENTS

ROADWAY PLANS
SIGNING AND PAVEMENT MARKING PLANS
SIGNALIZATION PLANS
LIGHTING PLANS

STATE OF FLORIDA
DEPARTMENT OF TRANSPORTATION

CONTRACT PLANS

FINANCIAL PROJECT ID 436551-2-52-01

MANATEE COUNTY (13040)

STATE ROAD NO. 684

INDEX OF ROADWAY PLANS

SHEET NO.	SHEET DESCRIPTION
1	KEY SHEET
2 - 2C	SIGNATURE SHEET
3	DRAINAGE MAP
4 - 7	TYPICAL SECTIONS
8	SUMMARY OF DRAINAGE STRUCTURES
9	OPTIONAL MATERIALS TABULATION
10	PROJECT LAYOUT
11	GENERAL NOTES
12 - 17	ROADWAY PLAN-PROFILE
18 - 19	INTERSECTION DETAIL
20 - 26	DRAINAGE STRUCTURES
27	SPECIAL DETAILS
28	ROADWAY SOIL SURVEY
29	ROADWAY SOIL PROFILES
30	DRIVEWAY HALF-SECTIONS
31 - 45	CROSS SECTIONS
46 - 47	STORMWATER POLLUTION PREVENTION PLAN
48 - 62A	TEMPORARY TRAFFIC CONTROL PLANS
63 - 68	UTILITY ADJUSTMENTS
69 - 70	VERIFIED UTILITY LOCATE SHEET
71 - 74	SHEET PILE WALLS
75 - 77	REPORT OF CORE BORINGS
SQ-1 - SQ-11	SUMMARY OF QUANTITIES

CTL-1 - CTL-2*	PROJECT CONTROL
DEVELOPMENTAL STANDARD PLANS:	
DS591-001	LANDSCAPE IRRIGATION SLEEVES

* This sheet is included in the Index of Roadway Plans only to indicate that it is part of the Roadway Plans. This sheet is contained in a separate digitally signed and sealed document.

GOVERNING STANDARD PLANS:

Florida Department of Transportation, FY 2018-19 Standard Plans for Road and Bridge Construction and applicable Interim Revisions (IRs).

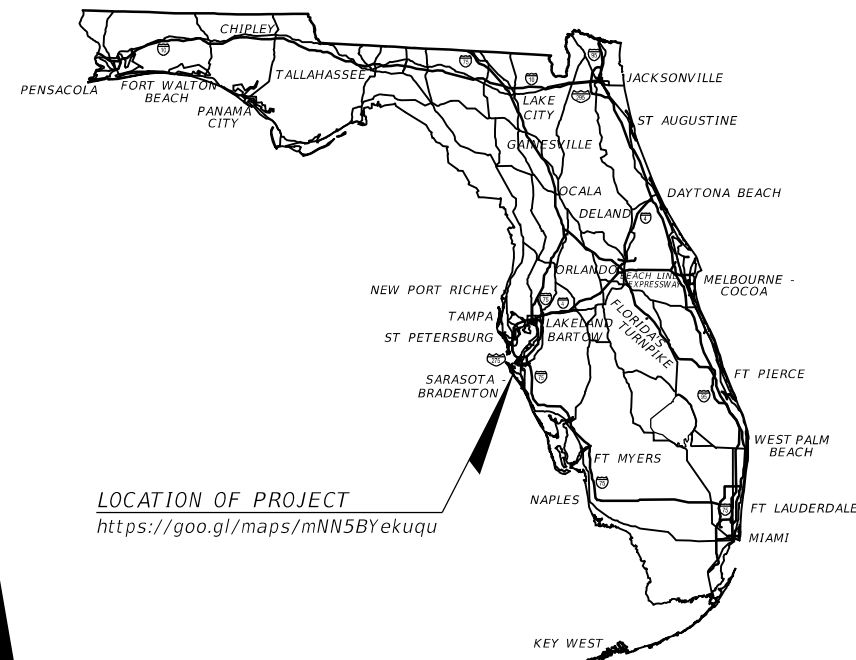
Standard Plans for Road Construction and associated IRs are available at the following website: <http://www.fdot.gov/design/standardplans>

GOVERNING STANDARD SPECIFICATIONS:

Florida Department of Transportation, January 2019 Standard Specifications for Road and Bridge Construction at the following website: <http://www.fdot.gov/programmanagement/Implemented/SpecBooks>

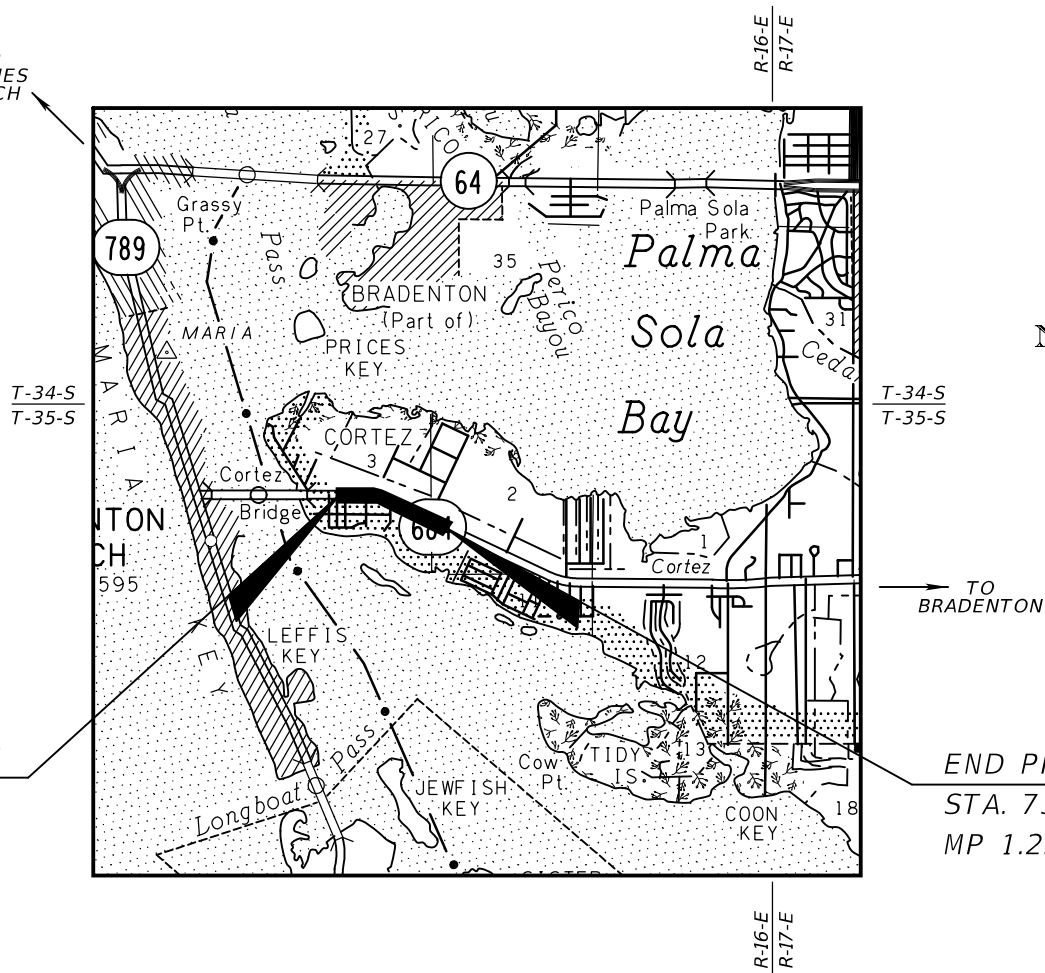
- REVISIONS:
- FINANCIAL PROJECT ID: 436551-2-52-01
ROADWAY SHEETS 1 & 2A (REVISED 4/25/19)
 - FINANCIAL PROJECT ID: 436551-2-52-01
SIGNALIZATION SHEETS: T-1, T-2A, T-5 & T-6 (REVISED 4/25/19)
 - FINANCIAL PROJECT ID: 436551-2-52-01
ROADWAY SHEETS 1, 2B & 71 (REVISED 5/9/19)
 - FINANCIAL PROJECT ID: 436551-2-52-01
SIGNALIZATION SHEETS: T-1, T-2B, T-3, T-4, T-8 & T-9 (REVISED 5/9/19)
 - FINANCIAL PROJECT ID: 436551-2-52-01
ROADWAY SHEETS 1, 2C, 62A, SQ-1 & SQ-2 (REVISED 5/14/19)

KEY SHEET REVISIONS	
DATE	DESCRIPTION
4-25-19	ADDED SHEET NUMBER 2A
5-9-19	ADDED SHEET NUMBER 2B
5-14-19	ADDED SHEET NUMBER 2C & 62A



LOCATION OF PROJECT
<https://goo.gl/maps/mNN5BYekuqu>

TO
HOLMES
BEACH



BEGIN PROJECT
STA. 52+34.53
MP 0.839

END PROJECT
STA. 73+00.00
MP 1.297


ROADWAY PLANS
ENGINEER OF RECORD:

CHAD A. SHOCKLEY, P.E. NO. 69331
ATKINS NORTH AMERICA, INC.
482 S. KELLER ROAD
ORLANDO, FL 32810
(407) 647-7275
CONTRACT NO. C9L49
CONSULTANT VENDOR NO. F-590-896-138-001
CERTIFICATE OF AUTHORIZATION NO. : 24

FDOT PROJECT MANAGER:

RICHARD (MOSE) HOWARD, P.E.

CONSTRUCTION CONTRACT NO.	FISCAL YEAR	SHEET NO.
T1720	19	1



THIS ITEM HAS BEEN DIGITALLY
SIGNED AND SEALED BY:


ON THE DATE ADJACENT TO THE SEAL.

PRINTED COPIES OF THIS DOCUMENT ARE
NOT CONSIDERED SIGNED AND SEALED
AND THE SIGNATURE MUST BE VERIFIED
ON ANY ELECTRONIC COPIES.

ATKINS NORTH AMERICA, INC.
482 S. KELLER ROAD
ORLANDO, FL 32810
(407) 647-7275
CERTIFICATE OF AUTHORIZATION: 24
CHAD A. SHOCKLEY, P.E. NO. 69331

THE ABOVE NAMED PROFESSIONAL ENGINEER SHALL BE RESPONSIBLE FOR THE
FOLLOWING SHEETS IN ACCORDANCE WITH RULE 61G15-23.004, F.A.C.

<u>SHEET NO.</u>	<u>SHEET DESCRIPTION</u>
1	KEY SHEET
2C	SIGNATURE SHEET
SQ-1 - SQ-2	SUMMARY OF QUANTITIES



THIS ITEM HAS BEEN DIGITALLY
SIGNED AND SEALED BY:

ON THE DATE ADJACENT TO THE SEAL.

PRINTED COPIES OF THIS DOCUMENT ARE
NOT CONSIDERED SIGNED AND SEALED
AND THE SIGNATURE MUST BE VERIFIED
ON ANY ELECTRONIC COPIES.

ATKINS NORTH AMERICA, INC.
482 S. KELLER ROAD
ORLANDO, FL 32810
(407) 647-7275
CERTIFICATE OF AUTHORIZATION: 24
CHAD A. SHOCKLEY, P.E. NO. 69331

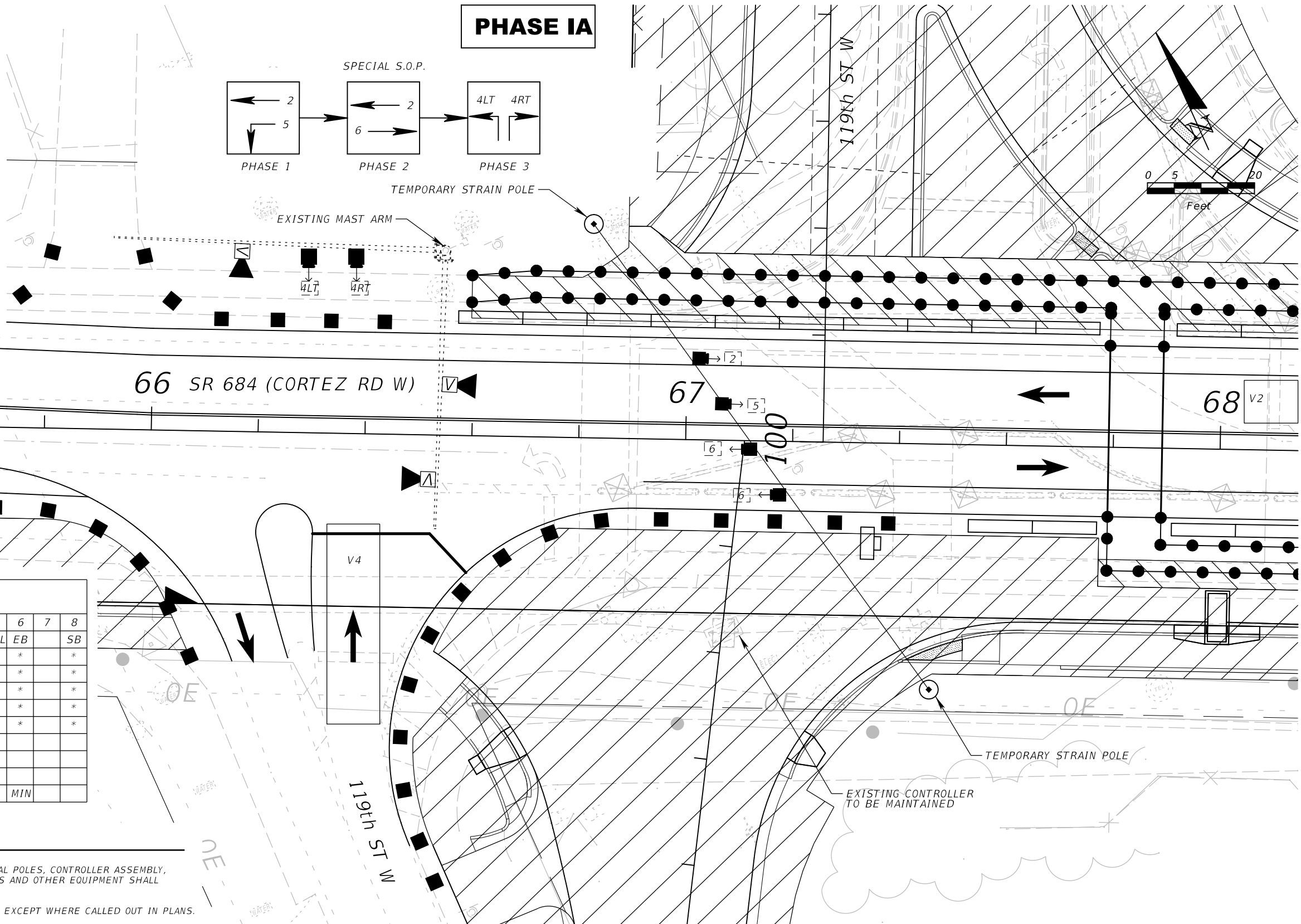
THE ABOVE NAMED PROFESSIONAL ENGINEER SHALL BE RESPONSIBLE FOR THE
FOLLOWING SHEETS IN ACCORDANCE WITH RULE 61G15-23.004, F.A.C.

<u>SHEET NO.</u>	<u>SHEET DESCRIPTION</u>
2C	SIGNATURE SHEET
62A	TEMP. SIGNAL DETAIL

REVISIONS				ATKINS NORTH AMERICA, INC. 482 S. KELLER ROAD ORLANDO, FLORIDA 32810 (407) 647-7275 CERTIFICATE OF AUTHORIZATION NO. 24 Chad A. Shockley, P.E. NO. 69331	STATE OF FLORIDA DEPARTMENT OF TRANSPORTATION			SIGNATURE SHEET	SHEET NO.
DATE	DESCRIPTION	DATE	DESCRIPTION		ROAD NO.	COUNTY	FINANCIAL PROJECT ID		
5-14-19	3 SHEET 2C ADDED				SR 684	MANATEE	436551-2-52-01		2C

LEGEND

- TEMPORARY PAVEMENT
- WARNING DEVICES
- INDICATES TRAFFIC FLOW DIRECTION
- TYPE III BARRICADE (FLASHING LIGHT)
- WORK ZONE SIGN
- STOP BAR
- EXIST. TRAFFIC SIGNAL HEAD (TO REMAIN)
- TEMPORARY TRAFFIC SIGNAL HEAD
- SIGNAL HEAD NUMBER
- TEMPORARY STRAIN POLE
- EXISTING CONTROLLER CABINET
- TEMP. SPAN WIRE
- TEMP. VIDEO DETECTION



CONTROLLER TIMINGS

MOVEMENT NUMBER	1	2	3	4	5	6	7	8
DIRECTION		WB		NB	WBL	EB		SB
TIMING FUNCTION	MINIMUM GREEN	*		*		*		*
	EXTENSION	*		*		*		*
	YELLOW CLEARANCE	*		*		*		*
	ALL RED	*		*		*		*
	MAXIMUM GREEN 1	*		*		*		*
	MAXIMUM GREEN 2							
	PEDESTRIAN WALK			7				
	PED. CLEARANCE			7				
RECALL		MIN				MIN		

* USE EXISTING SIGNAL TIMINGS

PHASE IA

- EXISTING TRAFFIC SIGNAL POLES, TEMPORARY SIGNAL POLES, CONTROLLER ASSEMBLY, SIGNAL HEADS, PULL BOXES, PEDESTRIAN FEATURES AND OTHER EQUIPMENT SHALL BE UTILIZED TO THE FULLEST EXTENT POSSIBLE.
- EXISTING SIGNAL TIMINGS AND PHASING TO REMAIN EXCEPT WHERE CALLED OUT IN PLANS.
- INSTALL TEMPORARY SIGNAL HEADS TO ALIGN WITH TRAFFIC CONTROL PHASE IA TRAFFIC DIAGRAM

PHASE IA
TEMP. SIGNAL DETAIL

REVISIONS				ATKINS NORTH AMERICA, INC. 4030 WEST BOY SCOUT BLVD. STE. 700 TAMPA, FLORIDA 33607 (813) 281-7275 CERTIFICATE OF AUTHORIZATION NO. 24 William Acey Roberts, P.E. NO. 82914	STATE OF FLORIDA DEPARTMENT OF TRANSPORTATION			TEMPORARY TRAFFIC CONTROL PLANS	SHEET NO. 62A
DATE	DESCRIPTION		DATE		ROAD NO.	COUNTY	FINANCIAL PROJECT ID		
5/14/19	3 ADDED SHEET				SR 684	MANATEE	436551-2-52-01		

PAY ITEM NOTES

1. 522 - 2: INCLUDES PAYMENT FOR FURNISHING AND INSTALLING THE WELDED WIRE REINFORCEMENT AT THE PROPOSED BUS STOP.

SUMMARY OF LUMP SUM ITEMS					
PAY ITEM NO.	PAY ITEM DESCRIPTION	QUANTITY		DESIGN NOTES	CONSTRUCTION REMARKS
		P	F		
0101 1	MOBILIZATION	1			

SUMMARY OF TEMPORARY TRAFFIC CONTROL PLAN ITEMS												
PAY ITEM NO.	PAY ITEM DESCRIPTION	UNIT	PHASE I			PHASE II			TOTAL		DESIGN NOTES	CONSTRUCTION REMARKS
			DURATION	QUANTITY	TOTAL	DURATION	QUANTITY	TOTAL				
			DAYS	P	P	DAYS	P	P	P	F		
0102 1	MAINTENANCE OF TRAFFIC	LS/DA	142	-	-	58	-	-	1		200 TOTAL CONSTRUCTION DAYS	
0102 2 1	SPECIAL DETOUR	LS	-	-	-	-	-	-	1		276 SY OF TEMP. PAVEMENT	
0102 14	TRAFFIC CONTROL OFFICER	HR	-	-	-	-	16	16	16		4 HR PER LANE	
0102 60	WORK ZONE SIGN	ED	142	64	9088	58	28	1624	10712			
0102 61	BUSINESS SIGN	EA	-	5	5	-	-	-	5			
0102 71 13	TEMPORARY BARRIER, F&I, LOW PROFILE, CONCRETE	LF	-	528	528	-	-	-	528			
0102 74 1	CHANNELIZING DEVICE - TYPES I, II, DI, VP, DRUM, OR LCD	ED	142	169	23998	58	165	9570	33568			
0102 74 2	CHANNELIZING DEVICE - TYPE III, 6'	ED	142	9	1278	-	-	-	1278			
0102 76	ARROW BOARD/ADVANCE WARNING ARROW PANEL	ED	142	1	142	58	1	58	200			
0102 78	TEMPORARY RETROREFLECTIVE PAVEMENT MARKER	EA	-	189	189	-	264	264	453			
0102 99	PORTABLE CHANGEABLE MESSAGE SIGN, TEMPORARY	ED	156	7	1092	58	2	116	1208		14 DAYS PRIOR TO CONSTRUCTION	
0710 11 101	PAINTED PAVT MARKINGS, STD, WHITE, SOLID, 6"	GM	-	1.1808	1.181	-	1.4078	1.408	2.589			
0710 11 123	PAINTED PAVT MARKINGS, STD, WHITE, SOLID, 12"	LF	-	64.0	64	-	-	-	64			
0710 11 125	PAINTED PAVT MARKINGS, STD, WHITE, SOLID, 24"	LF	-	63.1	63	-	10.6	11	74			
0710 11 131	PAINTED PAVT MARKINGS, STD, WHITE, 10-30/3-9 SKIP, 6"	GM	-	0.3055	0.306	-	0.2901	0.290	0.596			
0710 11 201	PAINTED PAVT MARKINGS, STD, YELLOW, SOLID, 6"	GM	-	0.8295	0.830	-	0.7197	0.720	1.549			

SUMMARY OF PEDESTRIAN LONGITUDINAL CHANNELING DEVICES						
CONST. PHASE	LOCATION STA. TO STA.	SIDE	QUANTITY		DESIGN NOTES	CONSTRUCTION REMARKS
			0102 74 7			
			LF			
			P	F		
1	66+59.58 to 67+79.13	LT	126.7			
1	66+59.58 to 68+75.11	LT	218.0			
1	67+79.13 to 70+56.95	RT	289.7			
1	67+89.13 to 70+71.52	RT	290.1			
1	67+89.13 to 68+83.50	LT	105.5			
SUB-TOTAL :			1030.0			
TOTAL :			1030			

REVISIONS				ATKINS NORTH AMERICA, INC. 482 S. KELLER ROAD ORLANDO, FLORIDA 32810 (407) 647-7275 CERTIFICATE OF AUTHORIZATION NO. 24 Chad A. Shockley, P.E. NO. 69331	STATE OF FLORIDA DEPARTMENT OF TRANSPORTATION			SUMMARY OF QUANTITIES	SHEET NO.
DATE	DESCRIPTION		DATE		ROAD NO.	COUNTY	FINANCIAL PROJECT ID		
5/14/19	3 REVISED QUANTITY				SR 684	MANATEE	436551-2-52-01		SQ-1

SUMMARY OF TEMPORARY SIGNALIZATION & DETECTION															
PHASE	DURATION	0102104						0102107 1						DESIGN NOTES	CONSTRUCTION REMARKS
		TEMPORARY SIGNALS & MAINTENANCE OF INTERSECTION - EACH DAY						TEMPORARY TRAFFIC DETECTION & MAINTENANCE OF INTERSECTION - EACH DAY							
		EXISTING			TEMPORARY			EXISTING			TEMPORARY/NEW				
	DAYS	#	P	F	#	P	F	#	P	F	#	P	F		
1	142	1	142		1	142		1	142		1	142			
2	58	1	58					1	58						
SUB-TOTAL:			200			142			200			142			
		TOTAL: \bigtriangleup 342						TOTAL: \bigtriangleup 342							

SUMMARY OF TEMPORARY DRIVEWAYS									
LOCATION STA. @ C̣ OF DRIVEWAY		SIDE	AREA ID	COMMERCIAL MATERIAL FOR DRIVEWAY MAINTENANCE				DESIGN NOTES	CONSTRUCTION REMARKS
				L	W	THK	0102 3		
				FT	FT	IN	P F		
60+00.54		RT	27548			6.00	11.70	SR 684	
61+51.74		RT	27657			6.00	9.97	SR 684	
62+28.13		RT	27669			6.00	9.71	SR 684	
63+15.96		RT	27681			6.00	11.97	SR 684	
65+08.83		RT	27692			6.00	11.35	SR 684	
		SUB-TOTAL:				54.70			
		TOTAL:				54.7			

REVISIONS				ATKINS NORTH AMERICA, INC. 482 S. KELLER ROAD ORLANDO, FLORIDA 32810 (407) 647-7275 CERTIFICATE OF AUTHORIZATION NO. 24 Chad A. Shockley, P.E. NO. 69331	STATE OF FLORIDA DEPARTMENT OF TRANSPORTATION			SUMMARY OF QUANTITIES	SHEET NO.
DATE	DESCRIPTION		DATE		ROAD NO.	COUNTY	FINANCIAL PROJECT ID		
5/14/19	\bigtriangleup REVISED QUANTITY				SR 684	MANATEE	436551-2-52-01		SQ-2