

DIVISION 3 CONCRETE

SECTION 03200 CONCRETE REINFORCEMENT

PART 1 GENERAL

1.01 WORK INCLUDED

- A. Reinforcing steel bars and welded steel wire fabric for cast-in-place concrete, complete with tie wire.
- B. Support chairs, bolsters, bar supports and spacers, for reinforcing.

1.02 QUALITY ASSURANCE

Perform concrete reinforcing work in accordance with ACI 318 unless specified otherwise in this Section.

1.03 REFERENCES

- A. ACI 318 - Building Code Requirements for Reinforced Concrete.
- B. ASTM A185 - Welded Steel Wire Fabric for Concrete Reinforcement.
- C. ASTM A615 - Deformed and Plain Billet Steel Bars for Concrete Reinforcement.
- D. CRSI 63 - Recommended practice for placing reinforcing bars.
- E. CRSI 65 - Recommended practice for placing bar supports, specifications and nomenclature.
- F. ACI 315 - American Concrete Institute - Manual of Standard Practice.

1.04 SHOP DRAWINGS

- A. Submit shop drawings in accordance with Contract Documents.
- B. Indicate bar sizes, spacings, locations and quantities of reinforcing steel and wire fabric, bending and cutting schedules and supporting and spacing devices.
- C. Manufacturer's Literature: Manufacturer's specifications and installation instructions for splice devices.

PART 2 PRODUCTS

2.01 REINFORCING

- A. Reinforcing steel: Grade 60, Minimum Yield Strength 60,000 psi, deformed billet steel bars, ASTM A615; plain finish.

- B. Welded steel wire fabric: Deformed wire, ASTM A497; smooth wire ASTM A185 in flat sheets; plain finish.

2.02 ACCESSORY MATERIALS

- A. Tie wire: Minimum 16 gauge annealed type, or patented system accepted by County.
- B. Chairs, bolsters, bar supports, spacers: Sized and shaped for strength and support of reinforcing during construction conditions.
- C. Special chairs, bolsters, bar supports, spacers (where adjacent to architectural concrete surfaces): Stainless steel type sized and shaped as required.

2.03 FABRICATION

- A. Fabricate concrete reinforcing in accordance with ACI 315.
- B. Locate reinforcing splices, not indicated on Drawings, at points of minimum stress. Location of splices shall be reviewed by County.
- C. Where indicated, weld reinforcing bars in accordance with AWS D12.1.

PART 3 EXECUTION

3.01 PLACEMENT

- A. Reinforcing shall be supported and secured against displacement. Do not deviate from true alignment.
- B. Before placing concrete, ensure reinforcing is clean, free of loose scale, dirt, or other foreign coatings which would reduce bond to concrete.

3.02 QUALITY ASSURANCE

- A. Acceptable Manufacturers: Regularly engaged in manufacture of steel bar and welded wire fabric reinforcing.
- B. Installer Qualifications: Three years experience in installation of steel bar and welded wire fabric reinforcing.
- C. Allowable Tolerances:
 - 1. Fabrication:
 - a. Sheared length: ± 1 in.
 - b. Depth of truss bars: $+0, -1/2$ in.
 - c. Stirrups, ties and spirals: $\pm 1/4$ in.
 - d. All other bends: ± 1 in.
 - 2. Placement:
 - a. Concrete cover to form surfaces: $\pm 1/4$ in.
 - b. Minimum spacing between bars: 1 in.
 - c. Top bars in slabs and beams:
 - (1) Members 8 in. deep or less: $\pm 1/4$ in.
 - (2) Members more than 8 in.: $\pm 1/2$ in.

- d. Crosswise of members: Spaced evenly within 2 in. of stated separation.
- e. Lengthwise of members: Plus or minus 2 in.
- 3. Maximum bar movement to avoid interference with other reinforcing steel, conduits, or embedded items: 1 bar diameter.

3.04 PRODUCT DELIVERY, STORAGE AND HANDLING

- A. Deliver reinforcement to project site in bundles marked with metal tags indicating bar size and length.
- B. Handle and store materials to prevent contamination.

3.05 INSTALLATION

- A. Placement:
 - 1. Bar Supports: CRSI 65.
 - 2. Reinforcing Bars: CRSI 63.
- B. Steel Adjustment:
 - 1. Move within allowable tolerances to avoid interference with other reinforcing steel, conduits, or embedded items.
 - 2. Do not move bars beyond allowable tolerances without concurrence of County.
 - 3. Do not heat, bend, or cut bars without concurrence of County.
- C. Splices:
 - 1. Lap splices: Tie securely with wire to prevent displacement of splices during placement of concrete.
 - 2. Splice devices: Install in accordance with manufacturer's written instructions.
 - 3. Do not splice bars without concurrency of County, except at locations shown on Drawings.
- D. Wire Fabric:
 - 1. Install in longest practicable length.
 - 2. Lap adjoining pieces one full mesh minimum, and lay splices with 16 gauge wire.
 - 3. Do not make end laps midway between supporting beams, or directly over beams of continuous structures.
 - 4. Offset end laps in adjacent widths to prevent continuous laps.
- E. Cleaning: Remove dirt, grease, oil, loose mill scale, excessive rust, and foreign matter that will reduce bond with concrete.
- F. Protection During Concreting: Keep reinforcing steel in proper position during concrete placement.

END OF SECTION

SECTION 03300 CAST-IN-PLACE CONCRETE

PART 1 GENERAL

1.01 WORK INCLUDED

Poured-in-place concrete slabs, thrust blocks, pile caps and pipe support cradles.

1.02 QUALITY ASSURANCE

Perform cast-in-place concrete work in accordance with ACI 318, unless specified otherwise in this Section.

1.03 TESTING LABORATORY SERVICES

- A. Inspection and testing will be performed by the testing laboratory currently under contract to Manatee County in accordance with the Contract Documents.
- B. Provide free access to work and cooperate with appointed firm.
- C. Submit proposed mix design of each class of concrete to inspection and testing firm for review prior to commencement of work.
- D. Tests of cement and aggregates may be performed to ensure conformance with requirements stated herein.
- E. Three concrete test cylinders will be taken for every 100 cu. yds. or part thereof of each class of concrete placed each day. Smaller pours shall have cylinders taken as directed by the County.
- F. One slump test will be taken for each set of test cylinders taken.

1.04 REFERENCES

- A. ASTM C33 - Concrete Aggregates
- B. ASTM C150 - Portland Cement
- C. ACI 318 - Building Code Requirements for Reinforced Concrete
- D. ASTM C260 - Air Entraining Admixtures for Concrete
- E. ASTM C94 - Ready-Mixed Concrete
- F. ACI 304 - Recommended Practice for Measuring, Mixing, Transporting and Placing Concrete
- G. ACI 305 - Recommended Practice for Hot Weather Concreting

PART 2 PRODUCTS

2.01 CONCRETE MATERIALS

- A. Cement: Moderate-Type II, High early strength-Type III, Portland type, ASTM C150.
- B. Fine and Coarse Aggregates: ASTM C33.
- C. Water: Clean and free from injurious amounts of oil, alkali, organic matter, or other deleterious material.

2.02 ADMIXTURES

- A. Air Entrainment: ASTM C260.
- B. Chemical: ASTM C494 Type A - water reducing admixture.

2.03 ACCEPTABLE MANUFACTURERS

Acceptable Products:

- 1. Pozzoloth
- 2. WRDA

2.04 ACCESSORIES

Non-shrink grout: Premixed compound consisting of non-metallic aggregate, cement, water reducing and plasticizing agents; capable of developing minimum compressive strength of 2400 psi in 2 days and 7000 psi in 28 days.

2.05 CONCRETE MIXES

- A. Mix concrete in accordance with ASTM C94.
- B. Provide concrete of following strength:
 - 1. Required concrete strengths as determined by 28 day cylinders shall be as shown on the Drawings, but shall not be less than 3000 psi.
 - 2. Select proportions for normal weight concrete in accordance with ACI 301 3.8 Method 1, Method 2, or Method 3. Add air entraining agent to concrete to entrain air as indicated in ACI 301 Table 3.4.1.
 - 3. All mixes shall be in accordance with FDOT Specifications.
- C. Use set-retarding admixtures during hot weather only when accepted by County.
- D. Add air entraining agent to concrete mix for concrete work exposed to exterior.

2.06 FORMS

- A. Forms shall be used for all concrete masonry, including footings. Form shall be so constructed and placed that the resulting concrete will be of the shape, lines, dimensions, appearance and to the elevations indicated on the Drawings.

- B. Forms shall be made of wood, metal, or other approved material. Wood forms shall be constructed of sound lumber or plywood of suitable dimensions, free from knotholes and loose knots; where used for expose surfaces, boards shall be dressed and matched. Plywood shall be sanded smooth and fitted with tight joints between panels. Metal forms shall be of an approved type for the class of work involved and of the thickness and design required for rigid construction.
- C. Edges of all form panels in contact with concrete shall be flush within 1/32-inch and forms for plane surfaces shall be such that the concrete will be plane within 1/16-inch in four feet. Forms shall be tight to prevent the passage of mortar and water and grout.
- D. Forms for walls shall have removable panels at the bottom for cleaning, inspection and scrubbing-in of bonding paste. Forms for walls of considerable height shall be arranged with tremies and hoppers for placing concrete in a manner that will prevent segregation and accumulation of hardened concrete on the forms or reinforcement above the fresh concrete.
- E. Molding or bevels shall be placed to produce a 3/4-inch chamfer on all exposed projecting corners, unless otherwise shown on the Drawings. Similar chamfer strips shall be provided at horizontal and vertical extremities of all wall placements to produce "clean" separation between successive placements as called for on the Plans.
- F. Forms shall be sufficiently rigid to withstand vibration, to prevent displacement or sagging between supports and constructed so the concrete will not be damaged by their removal. The Contractor shall be entirely responsible for their adequacy.
- G. Forms, including new pre-oiled forms, shall be oiled before reinforcement is placed, with an approved nonstaining oil or liquid form coating having a non-paraffin base.
- H. Before form material is re-used, all surfaces in contact with concrete shall be thoroughly cleaned, all damaged places repaired, all projecting nails withdrawn, all protrusions smoothed and in the case of wood forms pre-oiled.
- I. Form ties encased in concrete shall be designed so that after removal of the projecting part, no metal shall be within 1-inch of the face of the concrete. That part of the tie to be removed shall be at least 1/2-inch diameter or be provided with a wood or metal cone at least 1/2-inch in diameter and 1-inch long. Form ties in concrete exposed to view shall be the cone-washer type equal to the Richmond "Tyscru". Throughbolts or common wire shall not be used for form ties.

PART 3 EXECUTION

3.01 PLACING CONCRETE

- A. Place concrete in accordance with ACI 304.
- B. Notify County minimum 24 hours prior to commencement of concreting operations.
- C. Verify anchors, seats, plates and other items to be cast into concrete are placed, held securely and will not cause hardship in placing concrete. Rectify same and proceed with work.

- D. Maintain records of poured concrete items. Record date, location of pour, quantity, air temperature and test samples taken.
- E. Ensure reinforcement, inserts, embedded parts, formed expansion and contraction joints are not disturbed during concrete placement.
- F. Prepare previously placed concrete by cleaning with steel brush and applying bonding agent. Apply bonding agent in accordance with manufacturer's recommendations.
- G. Pour concrete continuously between predetermined construction and control joints. Do not break or interrupt successive pours such that cold joints occur.
- H. In locations where new concrete is dowelled to existing work, drill holes in existing concrete, insert steel dowels and pack solidly with non-shrink grout.
- I. Excessive honeycomb or embedded debris in concrete is not acceptable. Notify County upon discovery.
- J. Conform to ACI 305 when concreting during hot weather.

3.02 SCREEDING

Screed surfaces level, maintaining flatness within a maximum deviation of 1/8" in 10 feet.

3.03 PATCHING

Allow County to inspect concrete surfaces immediately upon removal of forms. Patch imperfections as directed. All patching procedures shall be submitted to and approved by the County prior to use.

3.04 DEFECTIVE CONCRETE

- A. Modify or replace concrete not conforming to required lines, details and elevations.
- B. Repair or replace concrete not properly placed resulting in excessive honeycomb and other defects. Do not patch, fill, touch-up, repair, or replace exposed architectural concrete except upon express direction of County for each individual area.

3.05 CONCRETE FINISHING

Provide concrete surfaces to be left exposed, columns, beams and joists with smooth rubbed finish.

3.06 CURING AND PROTECTION

Beginning immediately after placement, protect concrete from premature drying, excessively hot or cold temperatures and mechanical injury. Maintain concrete with minimal moisture loss at relatively constant temperature for a period of 7 days or until concrete strengths reaches 75% of the 28 day design strength.

Protection against moisture loss may be obtained with spray on curing compounds or plastic sheets. Protection against heat or cold may be obtained with insulated curing blankets or forms.

3.07 CONCRETE DRIVEWAY RESTORATION

Concrete driveways shall be restored with 6 inches of 3,000 psi concrete with W2.5 X W2.5, 6X6 wire mesh. Place ½ inch expansion joint between back of curb and new concrete. Area beneath restoration shall be mechanically tamped prior to placing concrete.

3.08 CONCRETE SIDEWALK RESTORATION

Concrete sidewalks across driveways shall be restored with 6 inches of 3,000 psi concrete with W2.5 X W2.5, 6X6 wire mesh. Place ½ inch expansion joint between back of curb and new concrete. Area beneath restoration shall be mechanically tamped prior to placing concrete.

Concrete sidewalks outside of driveways shall be restored with 4 inches of 3,000 psi concrete per FDOT Design Standards, Sections 522 & 310

END OF SECTION

SECTION 03350 CONCRETE FINISHES

PART 1 GENERAL

1.01 SCOPE OF WORK

Furnish all labor, materials, equipment and incidentals required to finish cast-in-place concrete surfaces as specified herein.

1.02 SUBMITTALS

Submit to the County as provided in the Contract Documents, the proposed chemical hardener manufacturer's surface preparation and application procedures.

1.03 SCHEDULE OF FINISHES

- A. Concrete for the Project shall be finished in the various specified manners either to remain as natural concrete or to receive an additional applied finish or material under another Section.
- B. The base concrete for the following conditions shall be finished as noted and as further specified herein:
 - 1. Exterior, exposed concrete slabs and stairs - broomed finish.
 - 2. Interior, exposed concrete slabs - steel trowel finish.
 - 3. Concrete on which process liquids flow or in contact with sludge - steel trowel finish.
 - 4. Concrete where not exposed in the finished work and not scheduled to receive an additional applied finish or material - off-form finish.
 - 5. Provide concrete surfaces to be left exposed such as walls, columns, beams and joists with smooth rubbed finish.

1.04 RESPONSIBILITY FOR CHANGING FINISHES

- A. The surface finishes specified for concrete to receive additional applied finishes or materials are the finishes required for the proper application of the actual products specified under other Sections. Where different products are approved for use, it shall be the Contractor's responsibility to determine if changes in finishes are required and to provide the proper finishes to receive these products.
- B. Changes in finishes made to accommodate product different from those specified shall be performed at no additional cost to the County. Submit the proposed new finishes and their construction methods to the County for approval.

PART 2 PRODUCTS

2.01 MATERIALS

- A. Portland cement and component materials required for finishing the concrete surfaces shall be as specified in the Contract Documents.
- B. Hardener shall be Lapidolith as manufactured by Sonneborn Building Products or approved equal. Hardener shall be used on all floors, stair treads and platforms.

PART 3 EXECUTION

3.01 FORMED SURFACES

- A. Forms shall not be stripped before the concrete has attained a strength of at least 50 percent of the ultimate design strength. This is equivalent to approximately five "100 day-degrees" of moist curing.
- B. Care shall be exercised to prevent damaging edges or obliterating the lines of chamfers, rustications, or corners when removing the forms or doing any work adjacent thereto.
- C. Clean all exposed concrete surfaces and adjoining work stained by leakage of concrete, to the satisfaction of the County.
- D. Off-form finish. Fins and other projections shall be removed as approved. Tie cone holes and other minor defects shall be filled with non-shrink grout specified under the Contract Documents.

3.02 FLOORS AND SLABS

- A. Floors and slabs shall be screeded to the established grades and shall be level with a tolerance of 1/8-inch when checked with a 10 foot straight edge, except where drains occur, in which case floors shall be pitched to drains as indicated. Failure to meet either of above shall be cause for removal, grinding, or other correction as approved by the County.
- B. Following screeding as specified above, power steel trowel as follows:
 - 1. Immediately after final screeding, a dry cement/sand shake in the proportion of 2-sacks of portland cement to 350-pounds of coarse natural concrete sand shall be sprinkled evenly over the surface at the rate of approximately 500 pounds per 1,000 square feet of floor. Neat, dry cement shall not be sprinkled on the surface. This shake shall be thoroughly floated into the surface with an approved disc type power compacting machine weighing at least 200 pounds if a 20-inch disc is used or 300 pounds if a 24-inch disc is used (such as a "Kelly Float" as manufactured by the Weisner-Rapp Corporation of Buffalo, New York). A mechanical blade-type float or trowel is not acceptable for this work.
NOTE: This operation (application of the cement/sand shake) may be eliminated at the discretion of the County if the base slab concrete exhibits adequate fattiness and homogeneity.
 - 2. In lieu of power steel troweling, small areas as defined by the County shall be compacted by hand steel troweling with the dry cement/sand shake as ordered.
 - 3. The floor or slab shall be compacted to a smooth surface and the floating operation continued until sufficient mortar is brought to the surface to fill all voids. The surfaces shall be tested with a straight edge to detect high and low spots which shall be eliminated.
 - 4. Compaction shall be continued only until thorough densification is achieved and a small amount of mortar is brought to the surface. Excessive floating shall be avoided.

- C. After Paragraph 3.02 A and B procedures are accomplished, floors and slabs for particular conditions shall be completed as scheduled in one of the following finishes:
1. Wood float finish. Hand wood float, maintaining the surface tolerance to provide a grained, nonslip finish as approved.
 2. Broomed finish. Hand wood float maintaining the surface tolerance and then broom with a stiff bristle broom in the direction of drainage to provide a nonslip finish as approved.
 3. Steel trowel finish. Hand steel trowel to a perfectly smooth, hard even finish free from high or low spots or other defects as approved.
- D. Floors, stair treads and platforms shall be given a floor hardener. Application shall be according to manufacturer's instructions.

3.03 APPROVAL OF FINISHES

- A. All concrete surfaces will be inspected during the finishing process by the County.
- B. Surfaces which, in the opinion of the County, are unsatisfactory shall be refinished or reworked until approved by the County.

END OF SECTION

SECTION 03410 PRECAST CONCRETE STRUCTURES

PART 1 GENERAL

1.01 SCOPE OF WORK

- A. The Contractor shall furnish all materials, labor and equipment and construct valve vaults, meter vaults, concrete pipe and accessory items, consisting of precast sections as shown on the Drawings and as specified herein.
- B. The forms, dimensions, concrete and construction methods shall be approved by the County in advance of construction.
- C. These Specifications are intended to give a general description of what is required, but do not purport to cover all of the structural design details which will vary in accordance with the requirements of the plans. It is, however, intended to cover the furnishing, shop testing, delivery and complete installation of all precast structures whether specifically mentioned in these Specifications or not.
- D. The supplier of the precast items shall coordinate his work with that of the Contractor to insure that the units will be delivered and installed in the excavation provided by the Contractor, in accordance with the Contractor's construction schedule.
- E. The Contractor will ensure coordination of the precast structures fabrication with the supplier to achieve the proper structural top slab openings, spacings and related dimensions for the selected equipment frames and covers. The top slabs, frames, covers, and subsurface structures outside of roadways shall be capable of live load of 300 pounds per square foot unless noted otherwise.
- F. All interior surfaces of valve vaults and meter vaults shall be painted with two coats of coal tar epoxy paint dry film thickness of 8 mils each coat, as approved by the County.

1.02 SUBMITTALS

- A. Submit to the County in accordance with the Contract Documents, shop drawings showing details of construction, reinforcing, and joints.
- B. Shop Drawings
 - 1. Content
 - a. Dimensions and finishes.
 - b. Estimated camber.
 - c. Reinforcing and connection details.
 - d. Lifting and erection inserts.
 - e. Other items cast into members.
 - 2. Show location of unit by same identification mark placed on member.
 - 3. Include design calculations.
- C. Manufacturer's Literature: Manufacturer's recommended installation instructions.
- D. Manufacturer's certificates of material conformance with Specifications.

- E. Test Reports: Reports of tests on concrete. A minimum of three compression test cylinders will be required for each pour.

1.03 INSPECTION

- A. The quality of all materials, the process of manufacture and the finished sections shall be subject to inspection and approval by the County, or other representatives of the County. Such inspection may be made at the place of manufacture, or at the site after delivery, or at both places and the sections shall be subject to rejection at any time due to failure to meet any of the Specification requirements; even though sample sections may have been accepted as satisfactory at the place of manufacture. Sections rejected after delivery to the project site shall be marked for identification and shall be removed from the project site at once. All sections which have been damaged after delivery will be rejected and if already installed, shall be acceptably repaired, if permitted, or removed and replaced entirely at the Contractor's expense.
- B. At the time of inspection, the sections will be carefully examined for compliance with the applicable ASTM designation and these Specifications and with the approved manufacturer's drawings.
 - 1. All sections shall be inspected for general appearance, dimension, "scratch-strength", blisters, cracks, roughness, soundness, etc. The surface shall be dense and close-textured.
 - 2. All sections shall meet the manufacturing tolerance requirements of ASTM C-478 or the following casting tolerances, whichever are more severe:

Wall Thickness	$\pm 3/8"$
Inside Diameter	$\pm 3/8"$
Outside Diameter	$\pm 1/2"$
Height or Length	$\pm 3/8"$
- C. Imperfections may be repaired, subject to the approval of the County, after demonstration by the manufacturer that strong and permanent repairs result. Repairs shall be carefully inspected before final approval. Cement mortar used for repairs shall have a minimum compressive strength of 4,000 psi at the end of 7 days and 5,000 psi at the end of 28 days, when tested in 3-inch by 6-inch cylinders stored in the standard manner. Epoxy mortar may be utilized for repairs subject to the approval of the County.

PART 2 PRODUCTS

2.01 PRECAST CONCRETE SECTIONS

- A. Joints between precast concrete sections shall be set by plastic shims and filled with non-metallic non-shrink grout as specified in the Contract Documents and shown on the Drawings.
- B. The top slab sections shall be fitted with water tight hatches as specified in the Construction Drawings. The frames and covers will be sized for the openings shown on the Contract Drawings.

- C. The various precast sections shall have the inside dimensions and minimum thickness of concrete as indicated on the Drawings. All precast and cast-in-place concrete members shall conform to the Building Code Requirements for Reinforced Concrete ACI 318 and applicable ASTM Standards.
- D. Fillets shall be provided and installed in the wet wells as shown on the Drawings. They shall be constructed using concrete fill and shall conform to the Contract Documents.
- E. Precast structures shall be constructed to the dimensions as shown on the Drawings and as specified in these Specifications. Flow channels, inverts, and benches in manholes shall be precast, not constructed after installation. Provide a true curve of the largest radius possible for changes in direction of sewer and entering branch or branches.
- F. Type II cement shall be used, typically at a compressive strength of 4,000 psi, except as otherwise approved.
- G. The date of manufacture and the name or trademark of the manufacturer shall be clearly marked on the inside of each precast section.
- H. Sections shall be cured by an approved method and shall not be shipped until at least seven (7) days after having been fabricated.
- I. Each precast section manufactured in accordance with the Drawings shall be clearly marked to indicate the intended installation location. The Contractor shall be responsible for the installation of the correct precast sections in their designated locations.
- J. Wet wells, and manholes receiving flow from lift stations shall be precast with a cast in place PVC protective liner.
 - 1. The prefabricated wetwell or manhole liner shall be a non-load bearing component installed and adequately anchored inside a new precast concrete wetwell or manhole riser during the concrete casting process at the concrete precaster's manufacturing facility. The liner must be fully supported during the casting process.
 - 2. The liners shall be resistant to the chemical environment normally found in the gravity wastewater transmission systems to which they will be exposed.
 - 3. The liner shall have a warranty against defect in material and workmanship for a period of three years.
 - 4. After assembly and installation, in the field, all internal seams are to be sealed by bonding or welding per the manufacturer's standard method and details.
 - 5. Any repairs or other modifications to the liner, such as patching or sealing PVC sleeves used for pipe penetrations of the structure, shall sealed by bonding or welding per the PVC liner manufacturer's standard methods and details.

PART 3 EXECUTION

3.01 INSTALLATION

- A. The Contractor shall be responsible for handling ground water to provide firm, dry subgrade for the structure, shall prevent water rising on new poured-in-place concrete or grouted joint sections within 24 hours after placing and shall guard against flotation or other damage resulting from ground water or flooding.

- B. A minimum of an 8-inch shell base compacted layer of washed shell or crushed stone shall be placed as a foundation for the wet well base slabs and valve and/or meter vault pits.
- C. Backfill materials around the wet well and above the pipe bedding shall be select material as specified in the Contract Documents.
- D. Precast bases, conforming to all requirements of ASTM C478 and above listed requirements for precast sections, may be used.
- E. The structure shall not be set into the excavation until the installation procedure and excavation have been approved by the County.
- F. The base may be cast-in-place concrete placed on a thoroughly compacted crushed rock subbase. The tops of the cast-in-place bases shall be shaped to mate with the precast barrel section and shall be adjusted in grade so that the top slab section is at the approximately correct elevation.
- G. Precast concrete structure sections shall be set so as to be vertical and with sections in true alignment with a 1/4-inch maximum tolerance to be allowed. The outside and inside joint shall be filled with a non-shrink grout and finished flush with the adjoining surfaces. Allow joints to set for 24 hours before backfilling. Backfilling shall be done in a careful manner, bringing the fill up evenly on all sides. The Contractor shall install the precast sections in a manner that will result in a watertight joint. Leaking joints are not acceptable.
- H. Holes in the concrete sections required for handling or other purposes shall be plugged with a non-shrink grout or by grout in combination with concrete plugs.
- I. Where holes must be cut in the precast sections to accommodate pipes, cutting shall be done prior to setting them in place to prevent any subsequent jarring which may loosen the mortar joints.
- J. Frames and hatches specified and furnished shall be cast in the cover slab prior to setting. Normal installation shall include 6" to 12" of concrete grade rings between the top of the cone section and the cover plate ring slab.

ASTM A48-74, or most recent revision, Specification for Gray Iron Castings, Class 30 or Grade 60-45-10 Ductile Iron meeting the requirements of ASTM A536-72, or most recent revision, Specification for Ductile Iron Castings. Cast in a true symmetrical pattern of tough, dense and even grained iron, free from warping, scales, lumps, blisters, sandholes, or any defects of any kind. Provide indented pattern lids with lettering as shown on the Drawings. Machine or grind frames and lids at touching surfaces to provide firm seats and prevent rocking. Remove and replace any set not matching perfectly. All frames and covers shall be designed to withstand an HS20-44 wheel loading as defined by AASHTO specifications.

- K. Manhole inserts: Watertight manhole inserts shall be required for all sanitary sewer manholes installed. Inserts shall be as manufactured by FRW Industries, Conroe, Texas, or approved equal. Inserts shall be complete with a self-cleaning relief valve. Relief valves shall operate on a pressure differential of 1/2 psi. Neoprene gaskets shall be installed under the insert lip to insure a leakproof seal.

- L. Penetrations and connections into precast or existing structures shall be accomplished by rotary core boring.
- M. Cast in place liners shall be repaired, fitted around penetrations, sealed at joints, etc. in accordance with the manufacturer's recommendations for that liner. As a general rule, repairs, sleeves and patches shall be welded in place, glues and sealants shall not be used unless approved by the manufacturer.

3.04 TESTING

- A. After constructed to its finished height and before being backfilled, each manhole shall be tested for water tightness.
 - 1. Plug pipe lines and perform vacuum test. Observing all recommended safety measures induce a backpressure of 5.0 p.s.i. equivalent to 10" Hg (mercury). The manhole assembly is considered satisfactory if the vacuum loss is less than 1" Hg for the length of time listed in the following table:

Depth Feet	Time of Test in Seconds		
	Manhole Diameter in Feet		
	4	5	6
4	10	13	16
8	20	26	32
12	30	39	48
16	40	52	64
20	50	65	80
24	60	78	96
T	5	6.5	8

Note: Add "T" seconds for each additional 2'- of depth.

- B. Failure to pass this test requires the Contractor to correct the problems and retest. The Contractor will replace leaking gaskets and/or concrete sections and retest the completed manhole. No manhole will be accepted without successfully passing this test.

END OF SECTION

DIVISION 9 PAINTING

SECTION 09970 SURFACE PROTECTION SPRAY SYSTEM

PART 1 GENERAL

1.01 SCOPE OF WORK

- A. The Contractor shall furnish all labor, materials, equipment and incidentals required to install and test the coating system complete and ready for operation for the structures listed in the specifications and as shown on the Drawings.
- B. The work includes coating of all surfaces as shown and specified on the Drawings. This includes, but is not limited to stairs, walls, floors, concrete divider, concrete slabs, manholes wet wells, and all other work obviously required to be coated unless otherwise specified herein or on the Drawings. The omission of minor items in the Schedule of Work shall not relieve the Contractor of his obligation to include such items where they come within the general intent of the Specification as stated herein.

1.02 RELATED WORK

- A. Bypass pumping is the responsibility of the General Contractor.
- B. Concrete surface cleaning in each lift station is the responsibility of the General contractor.
- C. Removal and offsite disposal of rubble is the responsibility of the General Contractor.

1.03 SUBMITTALS

- A. Submit to the County shop drawings and schedules of all surfacing systems and appurtenances required. Submit design data and specification data sheets listing all parameters used in the surfacing system design and thickness calculations based on applicable provisions of ASTM.
- B. Submit to the County the name of the surfacing supplier, a list of materials to be furnished, and the qualification (per 1.05 A) of the application contractor.

1.04 REFERENCE STANDARDS

- A. American Society for Testing and Materials (ASTM)

ASTM D-638
ASTM D-790
- B. Where reference is made to one of the above standards, the revision in effect at the time of bid opening shall apply.

1.05 QUALIFICATIONS

- A. The Contractor performing the surfacing work shall be fully qualified, experienced a minimum of seven years and equipped to complete this work expeditiously and in a satisfactory manner. The Contractor shall submit the following information to the County for review and approval before any surfacing work is performed.
1. The number of years of experience in performing this type of specialized work must be seven years minimum.
 2. Name of the surfacing manufacturer and supplier for this work and previous work listed below. The Contractor shall be an approved installer as certified and licensed by the surfacing manufacturer and equipment supplier.
 3. A list of clients that the Contractor has performed this type of work.
 - a. The list shall contain names and telephone numbers of persons who can be called to verify previous satisfactory performance.
 - b. Installation dates and a description of the actual work performed.
 - c. The surfacing manufacturer shall provide an installation list of his product used for similar sewer rehabilitation projects. The list shall provide the same information as required in paragraphs 3.a and 3.b above.
- B. The County reserves the right to approve or disapprove the Contractor, based on the submitted qualifications.

1.06 GUARANTEE

All surfacing shall be guaranteed by the Contractor for a period of five years from the date of acceptance. During this period, all defects discovered in the surfacing, as determined by the County, shall be repaired or replaced in a satisfactory manner at no cost to the County, this shall include, but is not limited to, all work and costs associated with the shutdown of any pump stations and all bypass operations needed for the proper repairs to be made.

1.07 QUALITY ASSURANCE

- A. All surfacing products shall be from a single manufacturer. The supplier shall be responsible for the provisions of all test requirements specified in ASTM Standards D-638 and D-790 as applicable.
- B. The Contractor shall employ specialty workers who have proven ability to perform the Work included herein. This will consist of a minimum of two years or two project experiences installing this product. This is a requirement for each and every employee.

1.08 DELIVERY, STORAGE AND HANDLING

- A. Care shall be taken in shipping, handling and placing to avoid damaging. Any material damaged in shipment shall be replaced as directed by the County.

- B. Any material showing deterioration, or which has been exposed to any other adverse storage condition that may have caused damage, even though no such damage can be seen, shall be marked as rejected and removed at once from the work.

PART 2 PRODUCTS

2.01 GENERAL

- A. The material sprayed onto the surface shall be a urethane resin system formulated for the application within a sanitary sewer environment. The urethane will exhibit suitable corrosion resistance to corrosive gases and fluids found within domestic sanitary sewage. Unless dictated by varying effluent, the spray system shall be a urethane and exhibit the cured physical strengths specified herein.
- B. When cured, the surface coating shall form a continuous, tight-fitting, hard, impermeable surfacing data which is suitable for sewer system service and chemically resistant to any chemicals or vapors normally found in domestic sewage.
- C. The surface shall be an integral part of the structure being rehabilitated after being placed and cured. The surface shall cover the complete interior of the existing structure. The surface shall provide a continuous watertight seal or barrier.
1. The surface shall effectively seal the interior surfaces of the structure and prevent any penetration or leakage of groundwater infiltration.
 2. Provide water resistance data on surface based on ASTM Standards.
 3. The surface shall be compatible with the thermal conditions of existing sewer lift stations and manholes. Surface temperature will range from 30 to 80 degrees F. Provide test data on thermal compatibility based on ASTM Standards.

2.02 MATERIALS

- A. Approved materials include
1. Aquatapoxy A-6 and Raven 405 epoxy by Raven Lining Systems
 2. Green Monster
 3. Sauereisen 210 system (210T & 210GL - Manatee County Light Brown Formula)
 4. SpectraShield system
 5. Spraywall Urethane by Sprayroq
- B. Polyurethane spray application shall comply with the following specifications:
The cured urethane system shall conform to the minimum physical standards, as listed below. The long-term data is for a 50-year design life of the process.

<u>Cured Urethane</u>	<u>Standard</u>	<u>Long-Term Data</u>
Tensile Stress	ASTM D-638	5,000 psi
Flexural Stress	ASTM D-790	10,000 psi
Flexural Modulus	ASTM D-790	550,000 psi

- C. Epoxy spray application shall be 100% VOC free / 100% solids.

PART 3 EXECUTION

3.01 SURFACE PREPARATION

- A. The contractor shall clean each structure and shall dispose of any resulting material.
- B. All contaminants including: oils, grease, incompatible existing coatings, waxes, form release, curing compounds, efflorescence, sealers, salts, or other contaminants shall be removed.
- C. All concrete or mortar that is not sound or has been damaged by chemical exposure shall be removed to a sound concrete surface or replaced.
- D. Surface preparation method(s) should be based upon the conditions of the substrate, service environment and the requirements of the protective coating to be applied.
- E. Surfaces to receive protective coating shall be cleaned and abraded to produce a sound surface with adequate profile and porosity to provide a strong bond between the protective coating and the substrate. Generally, this can be achieved with a high pressure water cleaning using equipment capable of 5,000 psi at 4 gpm. Other methods such as abrasive blasting, shotblasting, grinding, scarifying or acid etching may also be used. Detergent water cleaning and hot water blasting may be necessary to remove oils, grease or other hydrocarbon residues from the concrete. Whichever method(s) are used, they shall be performed in a manner that provides a uniform, sound clean neutralized surface that is not excessively damaged.
- F. Infiltration shall be stopped by using a material which is compatible with and is suitable for topcoating with the specified protective coating.
- G. The area between the manhole and the manhole ring and any other area that might exhibit movement or cracking due to expansion and contraction, shall be grouted with a flexible grout or gel before surface coating spray application.
- H. All surfaces should be inspected by the Inspector during and after preparation and before the repair material is applied.
- I. No separate payment shall be made for any preparatory work required prior to application of the surface coating.

3.02 INSTALLATION

- A. The Contractor shall notify the Project Manager at least 48 hours in advance, giving the date, start time and estimated completion time for the work being conducted.
- B. The Contractor shall provide bypass pumping of sewage flows (as required) where and when the rehabilitation work is being performed. No flows will be permitted in the structure until the spray coating has properly cured to the manufactures specifications.
- C. The installation of the surface coating shall be in complete accordance with the applicable provisions of ASTM and the manufacturer's specifications. A representative of the manufacturer shall be present during the actual installation.

1. Prior to placing the surface coating, the manufacturer's representative must approve the surface preparation work and installation conditions including temperatures.
 2. All surfaces shall be sufficiently smooth and even, to ensure good flow handling characteristics when complete.
 3. All surfaces shall have the surface coating applied to the required thickness by spray application.
- D. Application procedures shall conform to the recommendations of the protective coating manufacturer, including material handling, mixing, environmental controls during application, safety, and spray equipment.
- E. The spray equipment shall be specifically designed to accurately ratio and apply the specified protective coating materials and shall be regularly maintained and in proper working order.
- F. The protective coating material must be spray applied by a Certified Applicator of the protective coating manufacturer.
- G. Polyurethane spray application shall be applied such that all surfaces shall be coated in accordance with the manufactures recommended thickness but not be less than 125 mils.
- H. Epoxy spray application shall be applied such that all surfaces shall be coated in accordance with the following:
1. Specified surfaces shall be coated by spray application of a moisture tolerant, solvent-free, 100% solids, epoxy protective coating as further described herein. Spray application shall be to a minimum wet film thickness in accordance with the following table:

Concrete, New/Smooth	80-100 mils for immersion, 60-80 mils for atmospheric, splash and spill exposure
Concrete, Rough	100-125+ mils
Masonry/Brick	125-150+ mils
Steel	16-80 mils for immersion, 16-40 mils for atmospheric, splash and spill exposure; also profile dependent
Fiberglass Systems	40-60 mils tack coat, 9 oz/yd ² fabric, 40-60 mils top coat. Varies with circumstances

2. Airless spray application equipment approved by the coating manufacturer shall be used to apply each coat of the protective coating. Air assisted spray application equipment may be acceptable, especially for thinner coats (<10 mils), only if the air source is filtered to completely remove all oil and water.

3. If necessary, subsequent topcoating or additional coats of the protective coating should occur as soon as the basecoat becomes tack free, ideally within 12 hours but no later than the recoat window for the specified products. Additional surface preparation procedures will be required if this recoat window is exceeded.

3.03 FIELD TESTING AND ACCEPTANCE

- A. Field acceptance of surface coatings shall be based on the County's evaluation of the proper surfacing of the structure and the appropriate installation and curing test data along with review of the structure inspections.
- B. The surface coatings shall provide a continuous monolithic surfacing with uniform thickness throughout the structure interior. If the thickness of the coating surface is not uniform or is less than specified, it shall be repaired or replaced at no additional cost to the County.
 1. The County will measure the surface cured thickness from a specimen retrieved by the Contractor. The Contractor shall retrieve the specimen by physically cutting through the surfacing (by drilling or coring). There will be up to three thickness measurement locations in each structure. A suitable non-destructive type of thickness measurement may also be used.
 2. All the surface coating thickness measurement locations shall be repaired by the Contractor in accordance with the manufacturer's recommendations. These repairs shall be included in the five year surface coating guarantee.
- C. All pipe connections shall be open and clear.
- D. There shall be no cracks, voids, pinholes, uncured spots, dry spots, lifts, delaminations or other type defects.
- E. If any defective surface coating is discovered after it has been installed, it shall be repaired or replaced in a satisfactory manner within 72 hours and at no additional cost to the County. This requirement shall apply for the entire five year guarantee period.

END OF SECTION

DIVISION 13 SPECIAL CONSTRUCTION

SECTION 13350 LIFT STATION REHABILITATION

PART 1 GENERAL

The Contractor shall furnish all labor, materials, equipment and incidentals required to remove / replace and install the internal equipment for a complete automatic, underground lift station and adjacent concrete valve and meter vault or above ground valve assembly. The principal items of equipment shall include two submersible motor-driven sewage pumps (supplied and installed by Manatee County), valves, internal piping, pressure gauge, and meters (if required). All materials shall be new, without defects and of the best quality. All materials furnished and all work done shall be in strict accordance with all local requirements and codes.

1.01 EQUIPMENT

- A. Valve / Meter Vault: Precast concrete vault(s) shall be constructed as shown on the drawings and in accordance with section 03410. The vault(s) shall have a three (3) inch PVC drain with a P-trap return to the wet well. The valve vault shall be adequate size to allow a minimum 12" clearance between all flange fittings and any concrete surfaces.

Valve Assembly Pad: The above ground valve assembly concrete pad shall be 6 inches thick, Class 1, 3,000 psi @ 28 days. The concrete pad shall be installed on compacted soil and shall match the top elevation of the wet well.

- B. Entrance Hatches: The lift station wet well and vault(s) shall be equipped with an aluminum access cover sized as below or as shown on the drawings. The wet well access cover and valve pit access cover shall be constructed of aluminum with a minimum load rating of 300 lbs./sq. ft. and equipped with stainless steel hinges, hasp, and a device to lock the doors in an open position when the lid is raised (US Foundry, Halliday, or approved equal). Entrance hatches for duplex stations with 4" BPIU Base Ells shall be minimum 36" x 48" and with 6" BPIU Base Ells shall be minimum 42" x 60".

- C. Sewage Pumps and Electrical by MC unless noted otherwise on the plans.

- D. Piping and Fittings

Lift Station wet well shall be as called out on the plans; types allowable are listed below. All flanged fittings in the wet well and vault shall be connected using stainless steel hardware (nuts, bolts and washers). All mechanical joint fittings shall use grip rings restraint systems with Corten bolts.

1. PVC: C900, class 200, DR-14 or Schedule 80 with push-joint 90's.
2. HDPE: DR11 with shop fused butt joints and flanges.
3. Stainless Steel, either welded or grooved joint, per the plans.

- E. Pump Hardware

1. Lifting chains shall be 3/8" stainless steel type 316 attached to the pump lifting bail using stainless steel shackles. All pump mounting systems shall be of the front loading slide rail type BPIU, from Barney's Pump). All rails and mounting hardware shall be stainless steel.

2. A stainless steel hanger shall be installed in each wet well for supporting floatball and pump cables. The hanger shall be constructed of 1/4" x 2" type 316 stainless steel flat stock with individual hooks for each floatball and pump cable constructed of 1/4" type 316 stainless steel rod stock. All nuts, bolts, washer, fasteners, brackets, and other hardware installed in the wet well and valve vault shall be type 316 stainless steel.
3. Pump base plate for HDPE piping installations shall be as detailed in the Manatee County Utility Standards, latest edition, or as shown on the plans.

F. Painting

All paint and other coatings shall be applied in accordance with the project manufacturer's specifications for the surfaces being coated. The exterior of the valve vault and wet well top below grade shall be coated with at least two (2) coats of a coal tar epoxy coating containing 78% volume of solids. The minimum thickness of each coat when dry shall be 8 mils. The interior surfaces of the valve vault shall be coated with two coats of Tnemec Series 69 Hi-Build epoxy coating or equal. The exterior surfaces of the valve vault and wet well top exposed above grade shall be coated with at least two (2) coats of H & C Silicone acrylic concrete stain, Patio Green, Manufactured by FLR Paints, Inc. The interior and exterior of all ductile iron fittings and valves shall be per sections 02615 or 02640 of these specifications.

- G. Gate Valves:** All gate valves shall be resilient seated non rising stem. All valves inside the valve vault shall be equipped with handwheel

- H. Link Seals:** All piping penetrations of the wet well and valve vault shall be through a grouted-in PVC sleeve that is bonded to the liner, sealed to the pipe using Link Seal Model S-316 seals or approved equal. Install with bolts facing the outside of the wet well.

2.01 ELECTRICAL

- A. Service and Metering (by MC):** Electric service and meter are existing.
- B. Conductors:** Manatee County will pull new pump power cords, contractor to pull all other conductors. MC will connect leads and conductors at the control panel unless noted otherwise.
- C. Conduit (by MC) or as shown on the plans.**
- D. Control Panel (by MC) or as shown on the plans**

3.01 PERMITS

The Contractor shall be responsible for and shall pay for any permits and/or inspections required.

4.01 SHOP DRAWINGS AND INSPECTIONS

Shop drawings shall be submitted for approval in accordance with these Specifications prior to construction. When calling for inspection, the contractor should have these approved drawings available for review by the inspectors prior to acceptance by MC for maintenance. All inspections shall be arranged by contacting the Project Manager.

5.01 LANDSCAPING

The Contractor shall grade and fill the construction area to its original lines and grades and sod all disturbed or damaged grassed areas. Unless noted otherwise on the plans, Manatee County shall restore the landscaping and shrubs around the lift station.

6.01 LINER REPAIRS

The contractor shall repair all existing liners in accordance with the manufacturer's recommendations. All HDPE and PVC liner repairs shall be performed by a contractor certified by the liner manufacturer to install and repair the liner.

END OF SECTION

SECTION 13350A WET WELL CLEANING

PART 1 GENERAL

1.01 SCOPE

A. Description

The Contractor shall provide the necessary labor and equipment for the removal of waste generated from Sanitary Sewage Lift Station Wet Wells. Cleaning of the sewer wet wells will be conducted at the direction of the County.

B. Work Included

The successful bidder will provide services for the "total elimination" of the waste within the wet well. Cleaning shall include stopping the flow into the station, the physical removal of all floating material, grease/oil, organic compounds, bottom sediment, grit, and materials that have collected on the walls, floor, and all other extraneous materials within said wet wells, are cleaned from the lift station structure and all items within. Vacuum Trucks with the ability to remove the sludge, dirt, grease, etc. from the interior walls and bottom of the wet well.

1.02 EQUIPMENT

- A.** All cleaning machines must be capable of efficient, reliable operation. A high-pressure water washing or wet abrasive sand blasting, use 3500-psi water pressure, minimum. Remove dirt, oil, loose concrete, any previously applied coatings (except liners) or other deleterious materials.

1.03 CLEANING

- A.** Continue the cleaning procedures using pressure washing and/or mechanical methods until a uniform and sound profile is obtained. All contractors shall be expected to have and make available extension equipment on an as needed basis in order to properly clean deeper basins. Actual operation of equipment may need to be witnessed/verified by the inspector upon and prior to awarding a purchase order for this requirement.
- B.** Each respondent is required to submit satisfactory evidence as part of their bid proposal demonstrating their experience for Wet Well Cleaning
- C.** The Removal and Disposal of all material from the Wet Wells is the responsibility of the Contractor. The cost for this shall be included in the bid price. No dumping or stock piling of these materials will be allowed at any of the lift stations.
- D.** The Contractor is fully responsible for compliance with all Federal, State, and local laws, including but not limited to the OSHA Confined Space Entry regulations.

- E. Existing liner, control floats and/or pressure transmitters located in each wet well must be protected from damage by the Contractor during his/her operations. Any damage done to the liner, floats and/or pressure transmitters must be immediately repaired by the Contractor at his/her expense.
- F. Some of the wet wells are configured to allow for direct vertical access; some will require flexible suction lines and/or bends. The Contractor must remove and replace grating in the wet wells to allow for complete and total access to all areas of the wet wells for the removal of grease, grit, and other material. No additional compensation will be allowed for special piping, rigging, etc. required to complete the work.
- G. See plans for the approximate dimensions of each wet well.
- H. Each lift pump station is considered to be a locked, secure facility. Access will need to be arranged through the Wastewater Superintendent accordingly.
- I. The Contractor, at his/her sole risk, may store his/her equipment at the lift stations during the project. Insurance for said equipment will be the responsibility of the contractor/equipment owner.

PART 2 PRODUCTS (NOT USED)

PART 3 EXECUTION (NOT USED)

END OF SECTION

DIVISION 16 ELECTRICAL

SECTION 16110 CONDUITS AND FITTINGS

PART 1 GENERAL

1.01 SCOPE OF WORK

Furnish and install the conduits, fittings, devices and appurtenances as hereinafter specified and/or as shown on the Contract Drawings.

1.02 SUBMITTALS

The requirements of Section 01340 and Section 16050 shall be met.

1.03 APPLICATIONS

- A. Except where otherwise shown on the Contract Drawings, or hereinafter specified, all wiring shall be run in rigid conduits.
- B. Galvanized rigid steel conduits shall be used at all locations aboveground and within structures and buildings except where otherwise shown on the Contract Drawings.
- C. Galvanized rigid steel conduits shall be used at all locations for shielded instrumentation and shielded control wiring except where otherwise shown on the Contract Drawings.
- D. Schedule 80 PVC conduits shall be used for all underground, under-slab and in-slab applications except where otherwise shown on the Contract Drawings.
- E. Schedule 80 PVC conduits shall be used in highly corrosive areas such as lift station sites, chlorine storage areas, digesters, fluoride storage and handling areas, etc.
- F. All conduits of a given type shall be the product of one manufacturer.
- G. Except where otherwise shown on the Contract Drawings, or hereinafter specified, all boxes shall be metal.
- H. Flush mounted switch, receptacle and control station boxes shall be pressed steel.
- I. Surface mounted switch, receptacle and control station boxes shall be cast or malleable iron.
- J. Devices designated as NEMA Type 4 shall be 316 stainless steel, gasketed.
- K. Devices designated as NEMA Type 4X shall be fiberglass, gasketed, except as otherwise shown on the Contract Documents.
- L. Combination expansion-deflection fittings shall be used where conduits cross structural expansion joints.

PART 2 PRODUCTS

2.01 MATERIALS

A. Rigid Conduit

1. Rigid steel conduit shall be hot-dipped galvanized as manufactured by the Youngstown Sheet and Tube Company, Wheeling-Pittsburg Steel Corp., or approved equal.
2. Rigid PVC conduit shall be Carlon Plus 80 rigid PVC non-metallic conduit (extra heavy wall EPC-80) as manufactured by Carlon, or approved equal.
3. Electrical metallic tubing shall be hot-dipped galvanized steel as manufactured by U.S. Steel Corp., Youngstown Sheet and Tube Company, or approved equal.

B. Liquidtight, Flexible Conduit

1. Liquidtight, flexible metal conduits shall be Sealtite, Type UA, as manufactured by Anaconda, American Flexible Conduit Co., Inc., or approved equal.
2. Liquidtight, flexible non-metallic conduits shall be Carflex Liquidtight Flexible Non-Metallic Conduit as manufactured by Carlon, or approved equal.

C. Rigid Conduit Fittings

1. Rigid Steel Conduit Fittings:
 - a. Steel elbows, bends, sweeps, nipples, couplings, etc., shall be hot-dipped galvanized as manufactured by Youngstown Sheet and Tube Company, or approved equal.
 - b. Conduit hubs shall be as manufactured by Meyers Electric Products, Inc., or approved equal.
2. Rigid Non-Metallic Conduit Fittings: PVC elbows, bends, sweeps, nipples, couplings, device boxes, etc., shall be Plus 80 fittings as manufactured by Carlon, or approved equal.
3. EMT Conduit Fittings: EMT fittings shall be hot-dipped galvanized steel, rain-tight, concrete tight, compression type, as manufactured by Crouse-Hinds, Appleton Electric Company, or approved equal.

D. Flexible Conduit Fittings

1. Flexible Metal Conduit Fittings: Fittings used with flexible metal conduit shall be of the screw-in type as manufactured by Thomas and Betts Company, or approved equal.
2. Flexible Non-Metallic Conduit Fittings: Fittings used with flexible non-metallic conduit shall be Carflex Liquidtight Non-metallic Fittings as manufactured by Carlon, or approved equal.

E. Flexible Couplings: Flexible couplings shall be as manufactured by Crouse-Hinds, Appleton Electric Company, or approved equal.

F. Wall Seals: Conduit wall seals shall be type "WSK" as manufactured by the O.Z. Electrical Manufacturing Company, or approved equal.

G. Expansion Fittings: Combination expansion-deflection fittings shall be type "XD" as manufactured by Crouse-Hinds, or approved equal.

H. Boxes

1. Device Boxes
 - a. Flush mounted wall device boxes shall be galvanized pressed steel as manufactured by the Raco Manufacturing Company, or approved equal.
 - b. Surfaced mounted wall device boxes shall be cast or malleable iron as manufactured by Crouse-Hinds, Appleton Electric Company, or approved equal.
 - c. Flush mounted in-floor device boxes shall be cast metal, shall be watertight, shall have adjustable cover frames, and shall be as manufactured by Russell & Stoll Company, Steel City Electric, or approved equal.
2. Other Boxes
 - a. Terminal boxes, junction boxes, pull boxes, etc., except as otherwise specified and/or shown on the Contract Drawings, shall be hot-dipped galvanized steel.
 - b. The boxes shall have continuously welded seams which shall be ground smooth prior to being galvanized.
 - c. The box bodies shall be flanged, shall be not less than 14-gauge metal, and shall not have holes or knockouts.
 - d. The box covers shall be not less than 12-gauge metal, shall be gasketed, and shall be fastened to the box bodies with stainless steel screws.
 - e. The boxes shall be as manufactured by Hoffman Engineering Company, or approved equal.
- I. Conduit Mounting Devices: Hangers, rods, channel, backplates, clips, straps, beam clamps, etc., shall be hot-dipped galvanized iron or steel as manufactured by Appleton Electric Company, Thomas and Betts Company, Unistrut Corp., or approved equal.
- J. Fixture Support System
 1. The fixture support system shall be the channel type and shall be furnished complete with all requisite mounting hardware and appurtenances.
 2. The channel, mounting hardware and related appurtenances shall be hot-dipped galvanized steel.
 3. The fixture support system shall be as manufactured by the Unistrut Corp., or approved equal.

PART 3 EXECUTION

3.01 INSTALLATION

- A. No conduit smaller than 3/4-inch electrical trade size shall be used nor shall either 1-1/4-inch conduit or 3-1/2-inch conduit be used. Minimum size underground, under slab or in-slab shall be 1-inch.
- B. No wires shall be pulled until the individual conduit runs are complete in all details. Additionally, each conduit shall be cleaned and reamed and certified clear of all burrs and obstructions before any wire is pulled.
- C. The ends of all conduits shall be tightly capped to exclude dust and moisture during construction.
- D. For all galvanized steel conduits, the field-cut threads shall be thoroughly cleaned and coated with a cold galvanizing compound which contains 95% pure zinc metal. The galvanizing compound shall be as manufactured by ZRC Products Company, or approved equal. This

treatment shall also be used on any nipples, elbows, etc., that are not supplied with galvanized threads.

- E. Conduits shall be supported at intervals of 8-feet or less, as required to obtain a rigid installation.
- F. Exposed conduits shall be run parallel with and/or perpendicular to the surrounding surface(s). No diagonal runs will be allowed.
- G. Single conduits shall be supported by one-hole pipe clamps in combination with one-screw backplates to provide space between the conduits and the mounting surface.
- H. Multiple horizontal runs of conduits shall be supported by trapeze type hangers (channel) suspended by threaded rod, 3/8-inch minimum diameter.
- I. Multiple vertical runs of conduits shall be supported by structurally mounted channel in combination with conduit clamps.
- J. Conduit support devices shall be attached to structural steel by welding or beam or channel clamps as indicated on the Contract Drawings.
- K. Conduit support devices shall be attached to concrete surfaces by "spot type" concrete inserts.
- L. Conduits terminating in pressed steel boxes shall have double locknuts and insulated bushings.
- M. Conduits terminating in gasketed enclosures shall be terminated with conduit hubs.
- N. Conduit wall seals, waterproof type, shall be used at all locations where conduits penetrate walls.
- O. Liquidtight, flexible conduit - metal or non-metallic as shown on the Contract Drawings - shall be used for all motor terminations and for all connections/terminations where vibration is anticipated.
- P. Flexible couplings shall be used in hazardous locations for all motor terminations and for all connections/terminations where vibration is anticipated.
- Q. Conduit stubouts for future construction shall be capped at both ends with threaded PVC conduit caps.
- R. The cement used for PVC conduit installations shall be as manufactured by Carlon, or approved equal.
- S. Galvanized steel conduits entering manholes and/or below grade pull boxes shall be terminated with grounding type bushings which shall be connected to a 5/8-inch by 10-foot long driven ground rod with No. 6 AWG bare copper wire.
- T. Galvanized rigid steel conduit shall be used for all risers. The underground portion of the riser and a 12-inch section of the riser immediately above the ground or slab/floor level shall be painted with a bitumastic coating.

- U. The use of electrical metallic tubing shall be restricted to low voltage applications (600V or less) in non-process areas where specifically approved by the County on a "per installation" basis - e.g., above suspended ceilings in office areas.

3.02 GUARANTEES AND WARRANTIES

The Contractor shall guarantee and warrant all materials and labor provided under this Section in accordance with Section 01740 and Section 16050 of these Specifications.

END OF SECTION

SECTION 16120 WIRES AND CABLES

PART 1 GENERAL

1.01 SCOPE OF WORK

- A. Furnish and install all wires, cables and appurtenances as described hereinafter and/or as shown on the Contract Drawings.

1.02 SUBMITTALS

- A. The requirements of Section 01340 and Section 16050 shall be met.
- B. Samples of the actual wires and cables proposed for use shall be submitted for approval. There shall be a sample for each size and type of wire and cable proposed for use. The samples shall be of sufficient length to show the maximum rated voltage, insulation type and class, conductor size, the manufacturer's name, trademark or identifying logo, and the U.L. listing number.
- C. The wires and cables as approved for use shall be compared with the wires and cables actually installed. If any unapproved wires and cables are installed, they shall be removed and replaced solely at the Contractor's expense with no additional cost to the County.

1.03 APPLICATIONS

- A. The wire for lighting and receptacle circuits shall be type THHN/THWN, stranded.
- B. The wire for all power circuits and motor leads shall be type THHN/THWN, stranded.
- C. Single conductor wires for control, indication and metering shall be type THHN/THWN, No. 14 AWG, stranded.
- D. Multiconductor control cable shall be No. 14 AWG, stranded.
- E. The wire for process instrumentation shall be No. 16 AWG, stranded.

1.04 MINIMUM SIZES

- A. Except for control and signal leads, no conductor smaller than No. 12 AWG shall be used.

PART 2 PRODUCTS

2.01 MATERIALS

- A. Wire and cables shall be made of annealed, 98% conductivity, soft drawn copper conductors.
- B. All conductors shall be stranded except that the uninsulated copper grounding conductors shall be solid.

2.02 600 VOLT WIRE AND CABLE

- A. Type THHN/THWN insulation shall be used for all 600 Volt wires and cables. The insulation shall be a flame-retardant, heat-resistant thermoplastic, and shall have a nylon, or equivalent,

jacket.

- B. The 600 Volt wires and cables shall be as manufactured by Anixter, Rome Cable, Southwire, or approved equal.

2.03 INSTRUMENTATION AND CONTROL WIRING

- A. Process instrumentation wiring shall be No. 16 AWG stranded twisted pair, 600 Volt, cross-linked polyethylene insulated, aluminum tape shielded, PVC jacketed. Multiconductor cables with individually twisted pairs shall be installed where shown on the Contract Drawings.
- B. Multiconductor control cables shall be No. 14 AWG, stranded, 600 Volt, cross-linked polyethylene insulated, PVC jacketed.
- C. Instrumentation and control wiring shall be as manufactured by Belden, Alpha, or approved equal.

2.04 5KV CABLES

- A. All 5KV cables shall be manufactured and tested in accordance with ICEA Publication No. 5066-524 and AEIC No. 5, latest revisions.
- B. 5KV cables shall be single conductor, stranded, shielded, cross-linked polyethylene insulated, PVC jacketed, 133% insulation level, ungrounded.
- C. 5KV cables shall be as manufactured by Anixter, or approved equal.

2.05 5KV CABLE TERMINATIONS AND SPLICES

- A. Both ends of 5KV cables shall be terminated in accordance with IEEE Standard 48, Class 1.
- B. Terminations shall be of the preformed stress cone type, shall be approved by the cable manufacturer for use with his cable, and shall be as manufactured by Anixter, or approved equal.
- C. Unless otherwise shown or indicated on the Contract Drawing, no splices may be made in the 5KV cables without the prior written approval of the County.
- D. Where splicing is permitted, the splicing methods and materials shall be approved by the cable manufacturer for use with his cable and shall be as manufactured by Anixter, or approved equal.
- E. All 5KV cable terminations and splices shall be made by a qualified and certified high/medium voltage cable splicer whose qualifications shall be submitted to the County for approval before any work is begun.

PART 3 EXECUTION

3.01 INSTALLATION

- A. Wires and cables shall be sized as shown on the Contract Drawings and/or, where applicable, sized to match existing wiring.

- B. All conductors shall be carefully handled to avoid kinks or damage to the insulation.
- C. Lubricants or pulling compounds shall be used to facilitate wire pulling. Such lubricants/compounds shall be U.L. listed for use with the insulation specified.
- D. Use pulling means - fish-tape, cable, rope, basket weave wire/cable grips, etc. - which will not damage the wire/cable insulation or the raceway.
- E. Shielded instrumentation wire shall be installed from terminal to terminal with no splicing at any intermediate point.
- F. Shielded instrumentation wire shall be installed in rigid steel conduit and pull boxes that contain only instrumentation cables. Instrumentation cables shall be separated from control cables in manholes.
- G. Shielding on instrumentation cables shall be grounded at the transmitter end only.
- H. All new wires and cables shall be continuous and without splices between points of connection to equipment terminals. However, the County will permit a splice provided that the length between the connection points exceeds the greatest standard shipping length available from the submitted manufacturer and no other manufacturer acceptable to the County is able to furnish wires or cables of the required length.
- I. All 600 volt wire and cable connections shall be made using compression type connectors. Insulated connectors shall be used for all terminations. The connections shall be made so that both the conductivity and the insulation resistance shall be not less than that of the uncut conductor.
- J. All 5KV cable connections shall be made using approved terminators.
- K. 5KV cables exposed in manholes, vaults, pull boxes, switchgear and other areas where the cables are not protected by conduits shall be fireproofed using fireproof tape and/or glass tape in accordance with the manufacturer's recommendations and instructions. Fireproofing using asbestos tape shall not be used.
- L. All wires shall be numbered at both ends and at all intermediate junction points. Screw type terminations shall be made with forked tongue (spade), self-insulated, crimp terminals. All other wire terminations shall be made on appropriate terminal strips.

3.02 TESTS

- A. Upon the completion of the pulling-in of and prior to the terminating/connecting of the 600 Volt wiring, all wires shall be individually checked and tested for continuity and short circuits, and each wire/cable shall be meggered to check insulation resistance. The test voltage shall be not less than 500 Volts. Three (3) copies of these test results shall be submitted to the County.
- B. Similarly, the 5KV cables shall also be tested, except that a 15 minute test shall also be made using a DC voltage not less than 80% of that used for the factory tests. A plot of leakage current versus voltage shall be made and three (3) copies of the test results shall be submitted to the County.
- C. An authorized representative(s) of the County shall witness all testing. The County shall be notified at least two (2) days in advance of the testing.

- D. Any faulty conditions and/or shortcomings found during the testing shall be corrected at no cost to the County. However, a retest to demonstrate compliance shall be conducted before any hook-ups or terminations are made. Any such requisite retesting shall be witnessed by an authorized representative(s) of the County.

3.03 GUARANTEES AND WARRANTIES

- A. The Contractor shall guarantee and warrant all materials and labor provided under this Section in accordance with Section 01740 and Section 16050 of these Specifications.

END OF SECTION

SECTION 16450 GROUNDING

PART 1 GENERAL

1.01 SCOPE OF WORK

- A. Furnish and install a complete grounding system in strict accordance with Article 250 of the National Electrical Code and/or as hereinafter specified and/or as shown on the Contract Drawings.

1.02 SUBMITTALS

- A. The requirements of Section 01340 and Section 16050 shall be met.
- B. Test results as indicated in 3.02 C shall be submitted.

PART 2 PRODUCTS

2.01 MATERIALS

- A. Ground Rods: The ground rods shall be solid copper or copper-clad steel having a diameter of 5/8-inch and a length of 10-feet. The ground rods shall be as manufactured by Copperweld, or approved equal.
- B. Grounding Conductors
 - 1. All grounding conductors shall be copper. Aluminum or copper-clad aluminum grounding conductors will not be allowed.
 - 2. The grounding conductors shall be sized in accordance with the latest edition of the National Electrical Code, Table 250-94 or Table 250-95, whichever is applicable to the particular grounding conductor.
- C. Ground Rod Clamps: The ground rod clamps shall be malleable iron or cast bronze fittings suitable for use with copper conductors. The ground rod clamps shall be as manufactured by Bridgeport Fittings, Inc.; ITT Blackburn, Inc.; or approved equal.
- D. Dissimilar Metals Junctions: Connections between different metals shall be sealed using NO-OXIDE paint, Grade A, or approved equal.

PART 3 EXECUTION

3.01 INSTALLATION

- A. Wherever possible, the Contractor shall connect to an existing plant, area or building grounding grid. Where no such grounding grid exists, the Contractor shall provide grounding as hereinafter specified and/or as shown on the Contract Drawings.
- B. Building grounding grid conductors shall be embedded in backfill material around the structures.
- C. All underground conductors shall be laid slack and, where exposed to mechanical injury, shall be protected by pipes or other substantial guards. If guards are iron pipe or other magnetic material, conductors shall be electrically connected to both ends of the guard.

- D. Grounding electrodes shall be driven as required. Where rock is encountered, grounding plates may be used in lieu of grounding rods.
- E. All equipment enclosures, motor and transformer frames, conduit systems, cable armor, exposed structural steel and similar items as required by Article 250 of the NEC shall be grounded.
- F. All steel building columns shall be bonded together and connected to the building ground grid.
- G. Exposed connections shall be made utilizing approved grounding clamps. Buried connections shall be Cadweld, or approved equal, welding process.
- H. The ground bus of service entrance equipment shall be connected to the plant, area or building ground grid, whichever is applicable.
- I. For reasons of mechanical strength, grounding conductors extending from the plant, area or building grounding grid or service entrance ground bus, whichever is applicable, to the ground buses of motor control centers and/or unit substations shall be No. 1/0 AWG bare copper.
- J. Lighting transformer neutrals shall be grounded to the nearest grounding electrode.
- K. Conduits stubbed-up below a motor control center shall be fitted with insulated grounding bushings and connected to the motor control center ground bus. Boxes mounted below motor control centers shall be bonded to the motor control center ground bus. The grounding wire shall be sized in accordance with Table 250-95 of the National Electrical Code, except that a minimum No. 12 AWG shall be used.
- L. Motors shall be grounded in accordance with Section 16150, Item 3.01.A of these Specifications.
- M. The Contractor shall exercise care to insure good ground continuity, in particular between conduits and equipment frames and enclosures. Where necessary, jumper wires shall be installed.

3.02 TESTS

- A. The Contractor shall test the ground resistance of the system. The Contractor shall provide all test equipment of which the County shall have approval.
- B. The dry season resistance of the system shall not exceed five (5) ohms. If a single driven rod does not produce this value, the Contractor shall drive additional rods and/or take other measures as directed by the County without any cost to the County.
- C. The Contractor shall furnish to the County three (3) copies of the test report certifying that the system is in compliance with the ohmic value requirement. The certified test report shall include, but not necessarily be limited to, the following:
 - 1. Description of the test.
 - 2. Type of test equipment used.
 - 3. Moisture content of the soil.
 - 4. Date and time of the test.
 - 5. Resistance measurement of each rod cluster.

6. Name of individual(s) performing the test.
7. Contractor's certification stamp or seal.

3.03 GUARANTEES AND WARRANTIES

- A. The Contractor shall guarantee and warrant all materials and labor provided under this Section in accordance with Section 01740 and Section 16050 of these Specifications.

END OF SECTION

CONSTRUCTION AGREEMENT

for

STIPULATED SUM

between

MANATEE COUNTY (AS OWNER)

and

_____ (AS CONTRACTOR)

Agreement #: 16-1804OV

**CONSTRUCTION AGREEMENT FOR
STIPULATED SUM
IFB16-1804OV
Satellite Lift Station R & R 2015 Group 1
(Project No. 402-0019707 / 5001301)**

THIS AGREEMENT ("Agreement") is made and entered into by and between Manatee County, a political subdivision of the State of Florida, referred to herein as "Owner", and the firm of _____, incorporated in the State of _____ and registered and licensed to do business in the State of Florida (license # _____), referred to herein as "Contractor."

WHEREAS, the Owner intends to construct [Satellite Lift Station R & R 2015 Group 1 (Project No.402-0019707 / 5001301)], the aforementioned improvements being hereinafter referred to and defined as the "Project"; and

WHEREAS, in response to Owner's Invitation for Bid No. IFB16-1804OV (the "IFB"), Contractor has submitted its Bid (the "Contractor's Bid") to provide the aforementioned construction services.

NOW THEREFORE, the Owner and the Contractor, in consideration of the mutual covenants hereinafter set forth, the sufficiency of which is hereby acknowledged, agree as follows:

1. Contract Documents. The Contract Documents consist of this Agreement and attached Exhibits, the attached General Conditions of the Construction Agreement, Supplementary Conditions (if any), Special Conditions (if any), Drawings (the titles of which are attached hereto as Exhibit A), Specifications (the titles of which are attached hereto as Exhibit B), Addenda issued prior to execution of this Agreement, the Invitation for Bid (including any Instructions to Bidders, Scope of Work, Bid Summary, Supplements, and Technical Specifications), any interpretations issued pursuant to the Invitation for Bid, the Contractor's Bid, permits, notice of intent to award, Notice to Proceed, purchase order(s), any other documents listed in this Agreement, and Modifications [to include written Amendment(s), Change Order(s), Work Directive Change(s) and Field Directive(s)] issued after execution of this Agreement. These form the Agreement, and are as fully a part of the Agreement as if attached or repeated herein. This Agreement represents the entire and integrated agreement between the parties hereto and supersedes prior negotiations, representations or agreements, either written or oral. No other documents shall be considered Contract Documents.

2. Work. The Contractor shall fully execute the Work described in the Contract Documents, except to the extent specifically indicated in the Contract Documents to be the responsibility of others.

3. Date of Commencement and Substantial Completion.

A. Date of Commencement. The date of commencement of the Work shall be the date fixed in a Notice to Proceed issued by the Owner.

B. Contract Time. The Contract Time shall be measured from the date of commencement.

C. Substantial Completion. The Contractor shall achieve Substantial Completion of the entire Work not later than ____ days from the date of commencement, or as follows:

Portion of Work	Substantial Completion Date
------------------------	------------------------------------

subject to adjustments of this Contract Time as provided in the Contract Documents.

Time is of the essence in the Contract Documents and all obligations thereunder. If the Contractor fails to achieve Substantial Completion of the Work within the Contract Time and as otherwise required by the Contract Documents, the Owner shall be entitled to retain or recover from the Contractor, as liquidated damages and not as a penalty, the sum of **\$1,099.00** per calendar day, commencing upon the first day following expiration of the Contract Time and continuing until the actual date of Substantial Completion. Such liquidated damages are hereby agreed to be a reasonable estimate of damages the Owner will incur as a result of delayed completion of the Work. The Owner may deduct liquidated damages as described in this paragraph from any unpaid amounts then or thereafter due the Contractor under this Agreement. Any liquidated damages not so deducted from any unpaid amounts due the Contractor shall be payable to the Owner at the demand of the Owner, together with interest from the date of the demand at the maximum allowable rate.

4. Contract Sum.

A. Payment. The Owner shall pay the Contractor the Contract Sum in current funds for the Contractor's performance of the Contract. The Contract Sum shall be _____ Dollars and Zero Cents (\$ _____), subject to additions and deductions as provided in the Contract Documents.

B. Alternates. The Contract Sum is based upon the following alternates, if any, which are described in the Contract Documents and are hereby accepted by the Owner. *(State the numbers or other identification of accepted alternates. If decisions on other alternates are to be made by the Owner subsequent to the execution of this Agreement, attach a schedule of such other alternates showing the amount for each and the date when that amount expires.)*

C. Unit Prices. Unit prices, if any, are reflected in the Contractor's Bid.

5. Payments.

A. Progress Payments.

- (1) Based upon Applications for Payment submitted to the Architect/Engineer by the Contractor and Certificates for Payment issued by the Architect/Engineer, the Owner shall make progress payments on account of the Contract Sum to the Contractor as provided below and elsewhere in the Contract Documents.

- (2) The period covered by each Application for Payment shall be one calendar month ending on the last day of the month.
- (3) Payments shall be made by Owner in accordance with the requirements of Section 218.735, Florida Statutes.
- (4) Each Application for Payment shall be based on the most recent schedule of values submitted by the Contractor in accordance with the Contract Documents. The schedule of values shall allocate the entire Contract Sum among the various portions of the Work. The schedule of values shall be prepared in such form and supported by such data to substantiate its accuracy as the Architect/Engineer may require. This schedule, unless objected to by the Owner or Architect/Engineer, shall be used as a basis for reviewing the Contractor's Applications for Payment.
- (5) Applications for Payment shall indicate the percentage of completion of each portion of the Work as of the end of the period covered by the Application for Payment.
- (6) Subject to other provisions of the Contract Documents, the amount of each progress payment shall be computed as follows:
 - i. Take that portion of the Contract Sum properly allocable to completed Work as determined by multiplying the percentage completion of each portion of the Work by the share of the Contract Sum allocated to that portion of the Work in the schedule of values, less retainage of ten percent (10.00%). Pending final determination of cost to the Owner of changes in the Work, amounts not in dispute shall be included as provided in Section 3.3.B. of the General Conditions;
 - ii. Add that portion of the Contract Sum properly allocable to materials and equipment delivered and suitably stored at the site for subsequent incorporation in the completed construction (or, if approved in advance by the Owner, suitably stored off the site at a location agreed upon in writing), supported by paid receipts, less retainage of ten percent (10.00%);
 - iii. Subtract the aggregate of previous payments made by the Owner; and
 - iv. Subtract amounts, if any, for which the Architect/Engineer has withheld or nullified an Application for Payment, in whole or in part as provided in Section 3.3.C. of the General Conditions.
- (7) The progress payment amount determined in accordance with Section 5.A(6) shall be further modified under the following circumstances:

- i. Add, upon Substantial Completion of the Work, a sum sufficient to increase the total payments to the full amount of the Contract Sum, less such amounts as the Architect/Engineer shall determine for incomplete Work, retainage applicable to such work and unsettled claims.
- ii. Add, if final completion of the Work is thereafter materially delayed through no fault of the Contractor, any additional amounts payable in accordance with Section 3.2.B. of the General Conditions.

(8) Reduction or limitation of retainage, if any, shall be as follows:

Notwithstanding the foregoing, upon completion of at least 50% of the Work, as determined by the Architect/Engineer and Owner, the Owner shall reduce to five percent (5%) the amount of retainage withheld from each subsequent progress payment.

- (9) Except with the Owner's prior approval, the Contractor shall not make advance payments to suppliers for materials or equipment which have not been delivered and stored at the site.

B. Final Payment. Final Payment, constituting the entire unpaid balance of the Contract Sum, shall be made by the Owner to the Contractor when:

- (1) The Contractor has fully performed the Work except for the Contractor's responsibility to correct Work as provided in Section 2.4.C. of the General Conditions, and to satisfy other requirements, if any, which extend beyond final payment; and
- (2) A final Application for Payment has been approved by the Architect/Engineer.

6. Termination or Suspension.

A. Termination. The Agreement may be terminated by the Owner or the Contractor as provided in Article XIV of the General Conditions.

B. Suspension by Owner. The Work may be suspended by the Owner as provided in Article XIV of the General Conditions.

7. Other Provisions.

A. Substantial Completion Defined. Substantial Completion shall be defined as provided in Article I of the General Conditions. In the event a temporary certificate of occupancy or completion is issued establishing Substantial Completion, the Contractor shall diligently pursue the issuance of a permanent certificate of occupancy or completion.

B. Project Meetings. There shall be a project meeting, at the jobsite or other location acceptable to the parties, on a regularly scheduled basis. The meeting will be attended by a representative of the Contractor, Architect/Engineer and Owner. These representatives shall be authorized to make decisions that are not otherwise contrary to the requirements of this Agreement.

C. Weather. Any rainfall, temperatures below 32 degrees Fahrenheit or winds greater than 25 m.p.h. which actually prevents Work on a given day, shall be considered lost time and an additional day added to the Contract Time, provided no work could be done on site, and provided written notice has been submitted to the Owner by the Contractor documenting same.

D. Shop Drawings; Critical Submittals. In consideration of the impact of timely review of submittals and shop drawings on the overall progress of the Work, it is hereby agreed that the Owner shall cause his agents and design professionals to accomplish the review of any particular "critical" submittals and/or shop drawings and return same to the Contractor within fourteen (14) days.

E. Applications for Payment. Applications for Payment shall be submitted once monthly at regular intervals and shall include detailed documentation of all costs incurred.

F. Punch List. Within 30 days after obtainment of Substantial Completion, the Owner shall generate a "punch list" of all work items requiring remedial attention by the Contractor. Within 5 days thereafter the Architect/Engineer shall assign a fair value to the punch list items, which sum shall be deducted from the next scheduled progress payment to the Contractor. Upon satisfactory completion of the punch list items, as certified by the Architect/Engineer, the previously deducted sum shall be paid to the Contractor.

G. Closeout documentation. Within 30 days after obtainment of Substantial Completion and before final payment, Contractor shall gather and deliver to Owner all warranty documentation, all manufacturer's product and warranty literature, all manuals (including parts and technical manuals), all schematics and handbooks, and all as-built drawings.

H. Governing Provisions; Conflicts. In the event of a conflict between this Agreement and the Specifications or as between the General Conditions and the Specifications, the Specifications shall govern.

I. E-Verify. The Contractor's employment of unauthorized aliens is a violation of Section 274(e) of the Federal Immigration and Employment Act. The Contractor shall utilize the U.S. Department of Homeland Security E-Verify system to verify the employment eligibility of all new employees hired during the term of this Agreement, and shall require the same verification procedure of all Subcontractors.

8. Insurance and Bonding. If and to the extent required by the Invitation for Bid documents, the Contractor shall furnish insurance coverage for (but not necessarily limited to) workers' compensation, commercial general liability, auto liability, excess liability, and builder's risk. The Contractor shall furnish to the Owner all appropriate policies and Certificate(s) of Insurance. The Contractor shall also post a Payment and Performance Bond for

the Contract Sum, within **ten (10)** days following notification of intent to award, and otherwise in accordance with the Invitation for Bid documents.

9. Independent Contractor. The Contractor acknowledges that it is functioning as an independent contractor in performing under the terms of this Agreement, and it is not acting as an employee of the Owner.

10. Entire Agreement. This Agreement (inclusive of the Contract Documents incorporated herein by reference) represents the full agreement of the parties.

11. Amendments; Waivers; Assignment.

A. Amendments. This Agreement may be amended only pursuant to an instrument in writing that has been jointly executed by authorized representatives of the parties hereto.

B. Waivers. Neither this Agreement nor any portion of it may be modified or waived orally. However, each party (through its governing body or properly authorized officer) shall have the right, but not the obligation, to waive, on a case-by-case basis, any right or condition herein reserved or intended for the benefit or protection of such party without being deemed or considered to have waived such right or condition for any other case, situation, or circumstance and without being deemed or considered to have waived any other right or condition. No such waiver shall be effective unless made in writing with an express and specific statement of the intent of such governing body or officer to provide such waiver.

C. Assignment. The rights and obligations of either party to this Agreement may be assigned to a third party only pursuant to a written amendment hereto.

12. Validity. Each of the Owner and Contractor represents and warrants to the other its respective authority to enter into this Agreement.

13. Covenant To Defend. Neither the validity of this Agreement nor the validity of any portion hereof may be challenged by any party hereto, and each party hereto hereby waives any right to initiate any such challenge. Furthermore, if this Agreement or any portion hereof is challenged by a third party in any judicial, administrative, or appellate proceeding (each party hereby covenanting with the other party not to initiate, encourage, foster, promote, cooperate with, or acquiesce to such challenge), the parties hereto collectively and individually agree, at their individual sole cost and expense, to defend in good faith its validity through a final judicial determination or other resolution, unless all parties mutually agree in writing not to defend such challenge or not to appeal any decision invalidating this Agreement or any portion thereof.

14. Disclaimer of Third-Party Beneficiaries; Successors and Assigns. This Agreement is solely for the benefit of the parties hereto, and no right, privilege, or cause of action shall by reason hereof accrue upon, to, or for the benefit of any third party. Nothing in this Agreement is intended or shall be construed to confer upon or give any person, corporation, partnership, trust, private entity, agency, or other governmental entity any right, privilege, remedy, or claim under or by reason of this Agreement or any provisions or conditions hereof.

This Agreement shall be binding upon, and its benefits and advantages shall inure to, the successors and assigns of the parties hereto.

15. Construction.

A. Headings and Captions. The headings and captions of articles, sections, and paragraphs used in this Agreement are for convenience of reference only and are not intended to define or limit their contents, nor are they to affect the construction of or be taken into consideration in interpreting this Agreement.

B. Legal References. All references to statutory sections or chapters shall be construed to include subsequent amendments to such provisions, and to refer to the successor provision of any such provision. References to “applicable law” and “general law” shall be construed to include provisions of local, state and federal law, whether established by legislative action, administrative rule or regulation, or judicial decision.

16. Severability. The provisions of this Agreement are declared by the parties hereto to be severable. In the event any term or provision of this Agreement shall be held invalid by a court of competent jurisdiction, such invalid term or provision should not affect the validity of any other term or provision hereof; and all such terms and provisions hereof shall be enforceable to the fullest extent permitted by law as if such invalid term or provision had never been part of this Agreement; provided, however, if any term or provision of this Agreement is held to be invalid due to the scope or extent thereof, then, to the extent permitted by law, such term or provision shall be automatically deemed modified in order that it may be enforced to the maximum scope and extent permitted by law.

17. Governing Law; Venue. This Agreement shall be governed by the laws of the State of Florida. Venue for any petition for writ of certiorari or other court action allowed by this Agreement shall be in the Circuit Court of the Twelfth Judicial Circuit in and for Manatee County, Florida.

18. Attorney’s Fees and Costs. In any claim dispute procedure or litigation arising from this Agreement, each party hereto shall be solely responsible for paying its attorney’s fees and costs.

19. Notices. All notices, comments, consents, objections, approvals, waivers, and elections under this Agreement shall be in writing and shall be given only by hand delivery for which a receipt is obtained, or certified mail, prepaid with confirmation of delivery requested, or by electronic mail with delivery confirmation. All such communications shall be addressed to the applicable addressees set forth below or as any party may otherwise designate in the manner prescribed herein.

To the Owner:

Manatee County Public Works Department
Attn: Ms. Sherri Robinson, Assessment Coordinator
1022 26th Street East
Bradenton, FL 34208
Phone (941) 708-7450, Ext. 7334
Email: Sherri.Robinson@mymanatee.org

To the Contractor:

Email: _____

Notices, comments, consents, objections, approvals, waivers, and elections shall be deemed given when received by the party for whom such communication is intended at such party's address herein specified, or such other physical address or email address as such party may have substituted by notice to the other.

20. Exhibits. Exhibits to this Agreement are as follows:

Exhibit A—Title(s) of Drawings

Exhibit B—Title(s) of Specifications

Exhibit C—Affidavit of No Conflict

Exhibit D—Certificate(s) of Insurance

Exhibit E—Payment and Performance Bond

Exhibit F—Standard Forms

- 1—Application for Payment
- 2—Change Order
- 3—Administrative Contract Adjustment (ACA)
- 4—Certificate of Substantial Completion
- 5—Final Reconciliation / Warranty / Affidavit
- 6—Public Construction Bond Form

WHEREFORE, the parties hereto have executed this Agreement as of the date last executed below.

Name of Contractor

By: _____

Printed Name: _____

Title: _____

Date: _____

MANATEE COUNTY, a political subdivision
of the State of Florida

By: _____

Printed Name: _____

Title: _____

Date: _____

Exhibit A
Title(s) of Drawings
Signed and Sealed by John S. Shoun, PE dated March 31, 2016
(13 total pages)

(Plans are by reference only)

<u>No.</u>	<u>Index of Sheets</u>
1	Cover Sheet
2	General Notes & Legend
3	Vicinity Maps
4	Wildwood Springs 2, RTU 115
5	Wildwood Springs 2, Site Plan
6	Palma Sola Woods, 1, RTU 214
7	Palma Sola Site Plan
8	Azalea Park, RTU 246
9	Hawthorn Park, RTU 251
10	Hawthorn Park Site Plan
11 – 12	Details
13	Erosion Control

Exhibit B
Title(s) of Specifications

Contract Documents for Satellite Lift Station R & R

2015 Group 1, dated April 2016

(Project No. 402-0019707 / 5001301)

(177 total pages)

(Contract Documents are by reference only)

Exhibit C
Affidavit of No Conflict

COUNTY OF _____,

STATE OF _____,

BEFORE ME, the undersigned authority, this day personally appeared, _____, a principal with full authority to bind _____ hereinafter the "Lessee"), who being first duly sworn, deposes and says:

(a) is not currently engaged or will not become engaged in any obligations, undertakings or contracts that will require the Lessee to maintain an adversarial role against the County or that will impair or influence the advice, recommendations or quality of work provided to the County; and

(b) has provided full disclosure of all potentially conflicting contractual relationships and full disclosure of contractual relationships deemed to raise a question of conflict(s); and

(c) has provided full disclosure of prior work history and qualifications that may be deemed to raise possible question of conflict(s).

Affiant makes this affidavit for the purpose of inducing Manatee County, a political subdivision of the State of Florida, to enter into this Agreement for

Signature

Print Name

SUBSCRIBED to and sworn before me this ____ day of _____, 20__.

[Notary Seal]

Notary Public

My commission expires: _____

Notary Signature

Print Name

Personally Known _____ or Produced Identification _____
Type of Identification Produced _____

Exhibit D
Contractor's Certificate(s) of Insurance

Exhibit E
Contractor's Payment and Performance Bond

Exhibit F
Standard Forms

1. Application for Payment
2. Contract Change Order
3. Administrative Contract Adjustment (ACA)
4. Certificate of Substantial Completion
5. Final Reconciliation, Warranty Period
Declaration and Contractor's Affidavit
6. Public Construction Bond

APPLICATION FOR PAYMENT

Project: _____
 From: _____ To: _____

Request No.: _____ Project No.: _____
 Purchase Order No.: _____
 County Bid No.: _____
 Consultant: _____

CONTRACT PAYMENT SUMMARY

Original Contract Amount:				\$	-
Change Order(s):				\$	-
Change order summary:					
Number	Date Approved	Additive	Deductive		
SUBTOTALS:				\$	-
Net change order subtotal (Additive less Deductive):				\$	-
Current Contract Amount (CCA): (Original Amount + Change Order(s))				\$	-
	Previous Status	Total WIP			
Value of the Work in Place (WIP)	\$	-	\$	-	
Value of Stored Materials	\$	-	\$	-	
Total Earned (\$ and % of CCA)	\$	-	\$	-	
Retainage (\$ and % of CCA)	\$	-	\$	-	
Net Earned (Total earned minus retainage)				\$	-
TOTAL PREVIOUS PAYMENTS				\$	-
AMOUNT DUE THIS PAYMENT (Net Earned minus Previous Payments)				\$	-

CONTRACTOR'S AFFIDAVIT OF NOTICE

CERTIFICATE: The undersigned CONTRACTOR certifies that all items and amounts shown on this Application for Payment are on account of work performed, materials supplied and/or materials stored on site and paid for by Contractor in accordance with the Contract Documents with due consideration for previous Payment(s), if any, received by the Contractor from the County, and that the Amount Due this Payment shown is now due.

NOTARY:

CONTRACTOR:

State of Florida, County of _____

Name of person authorized to sign Affidavit of Notice

Sworn to (or affirmed) and subscribed before me
 this _____ day of _____ by

TITLE

(Name of person giving notice)

Contractor name, address and telephone no.:

(Signature of Notary Public - State of Florida)

Print, Type or Stamp Commissioned Name of
 Notary Public:

Personally Known _____ or Produced Identification _____
 Type of Identification Produced: _____

VERIFICATION, RECOMMENDATION, CONCURRENCES AND APPROVALS

(Signatures)

(Date)

Quantities verified by: _____

Consultant/Engineer: _____

Project Manager: _____

Department Head: _____

Payment approved by the
 Board of County Commissioners: _____

Attested to by the Clerk of Circuit Court: _____

CONTRACT CHANGE ORDER		Change Order No.:	
PROJECT:		Contract Amount: (Present Value)	
		Project Number:	
NO. OF ITEM	DESCRIPTION OF ITEM AND CHANGE	DECREASE	INCREASE
BY EXECUTION OF THIS CHANGE ORDER THE CONTRACTOR AGREES THAT ALL CLAIMS FOR ADDITIONAL CONTRACT TIME AND FEES FOR THE ITEMS IN THIS CHANGE ORDER HAVE BEEN SATISFIED.			
		TOTAL DECREASE:	TOTAL INCREASE:
Contractor: _____ Address: _____ City / State: _____ Contractor Signature: _____ Date: _____		THE NET CHANGE OF ADJUSTS THE CURRENT CONTRACT AMOUNT FROM _____ TO _____	
RECOMMENDATION, CONCURRENCES AND APPROVALS			
		SIGNATURES	DATE
Consultant / Engineer		_____	_____
Project Manager:		_____	_____
Department Head:		_____	_____
Approved by the Manatee County Board of County Commissioners:		_____	_____
		Chairman	_____
Attest			
Clerk of the Circuit Court:		_____	_____

ADMINISTRATIVE CONTRACT ADJUSTMENT

Project Name: _____

Contract Adjustment No.: _____

Contract Amount: _____

Project Number: _____

ITEM

DESCRIPTION OF ITEM AND CHANGE

DECREASE

INCREASE

BY EXECUTION OF THIS ADMINISTRATIVE CONTRACT ADJUSTMENT, THE CONTRACTOR AGREES THAT ALL CLAIMS FOR ADDITIONAL CONTRACT TIME AND FEES FOR THE ITEMS IN THIS ADMINISTRATIVE CONTRACT ADJUSTMENT HAVE BEEN SATISFIED.

TOTAL DECREASE:

TOTAL INCREASE:

Contractor: _____

Address: _____

City/State: _____

Contractor

Signature: _____

Date: _____

THE NET CHANGE OF

ADJUSTS THE CURRENT CONTRACT AMOUNT FROM
TO

CALENDAR DAYS ARE ADDED TO THE SCHEDULE
WHICH CHANGES THE FINAL COMPLETION DATE
FROM

RECOMMENDATION, CONCURRENCES AND APPROVALS

SIGNATURES

DATE

Consultant / Engineer: _____

Project Manager: _____

Division Manager: _____

Department Director /
Deputy Director

Jeff Streitmatter III, P.E., Project Management Division Manager

Sia Mollanazar, P.E., Deputy Director, Engineering Services

JUSTIFICATION FOR CHANGE

Contract

Adjustment No.: _____

Project Number: _____

1. Necessity for Change:

2. Does this change alter the scope of work?
(If yes, explain)

3. Effect of this change on other "Prime" contractors.

4. It is the contractor's responsibility to notify the bonding agency.

**FINAL RECONCILIATION, WARRANTY PERIOD DECLARATION
AND CONTRACTOR'S AFFIDAVIT**

Project Title: _____

Date Submitted: _____

Contractor Data:

Name: _____

Address: _____

City/State/Zip: _____

Project No: _____

Warranty (months): _____

This Final Reconciliation is for the work performed for Manatee County by the above named contractor, hereinafter called CONTRACTOR, pursuant to the contract dated _____ as amended, and acts as an addendum thereto.

It is agreed that all quantities and prices in the attached Final Pay Estimate No. _____ are correct and that the amount of \$ _____ including retainage is due to the CONTRACTOR, that no claims are outstanding as between the parties, and that the above stated sum represents the entirety of monies owed the CONTRACTOR.

It is further agreed that the warranty period for CONTRACTOR'S work pursuant to the Contract is from _____ to _____

As (title) _____ for CONTRACTOR, I have authority to bind said CONTRACTOR, and as such make this final reconciliation, declaration and affidavit for the purpose of inducing Manatee County to make final payment to CONTRACTOR for work done at/upon _____ under said contract:

CONTRACTOR has paid all social security and withholding taxes accrued in connection with the construction project.

CONTRACTOR has paid all workers' compensation and other insurance premiums incurred in connection with this construction project.

CONTRACTOR has paid for all required permits in connection with this construction project.

All laborers, material, men, suppliers, subcontractors and service professionals who worked for and/or supplied materials, equipment and/or services to the CONTRACTOR under this construction contract have been paid in full.

(Affiant Signature)

NOTARY:

State of Florida, County of _____, Sworn to (or affirmed) and subscribed before me this _____ day of _____, _____, by _____ (person giving notice).

Signature of Notary Public - State of Florida: _____

Print, Type or Stamp Commissioned Name of Notary Public: _____

Personally Known ☐ or Produced Identification ☐

Type of Identification Produced _____

**MANATEE COUNTY GOVERNMENT
PUBLIC CONSTRUCTION BOND**

Bond No. _____
(Enter bond number)

BY THIS BOND, We _____, located at _____, as
(Name of Contractor) (Address)
Principal and _____, a corporation, whose address is
(Name of Surety)

are bound to Manatee County, a political subdivision of the State of Florida, herein called County, in the sum of \$ _____, for payment of which we bind ourselves, our heirs, personal representatives, successors, and assigns, jointly and severally.

WHEREAS, the Contractor has entered into Contract No. 16-1804OV with the County for the project titled Satellite Lift Station R & R, 2015 Group 1 (Project No. 402-0019707 / 5001301), with conditions and provisions as are further described in the aforementioned Contract, which Contract is by reference made a part hereof for the purposes of explaining this bond.

THE CONDITION OF THIS BOND is that if Principal:

1. Performs Contract No. 16-1804OV, between Principal and County for construction of

Satellite Lift Station R & R, 2015 Group 1 (Project No. 402-0019707 / 5001301),
(Title of Project)

the Contract being made a part of this bond by reference, at the times and in the manner prescribed in the Contract; and

2. Promptly makes payments to all claimants, as defined in Section 255.05(1), Florida Statutes, supplying Principal with labor, materials, or supplies, used directly or indirectly by Principal in the prosecution of the Work provided for in the Contract; and

3. Pays County all losses, damages, expenses, costs, and attorney's fees, including appellate proceedings, that County sustains because of a default by Principal under the Contract; and

4. Performs the guarantee of all Work and materials furnished under the Contract for the time specified in the Contract, then this bond is void; otherwise it remains in full force.

Any action instituted by a claimant under this bond for payment must be in accordance with the notice and time limitation provisions in Section 255.05(2), Florida Statutes.

Any changes in or under the Contract documents and compliance or noncompliance with any formalities connected with the Contract or the changes does not affect Surety's obligation under this bond.

DATED ON _____.

CONTRACTOR AS PRINCIPAL

Company Name

Signature

Print Name & Title

(Corporate Seal)

SURETY

Company Name

Signature

Print Name & Title

(Corporate Seal)

AGENT or BROKER

Company Name

Address

Telephone

Licensed Florida Insurance Agent? ☐ Yes ☐ No

License #: _____

State of: _____

County of: _____

City of: _____

GENERAL CONDITIONS
of the
CONSTRUCTION AGREEMENT

TABLE OF CONTENTS FOR GENERAL CONDITIONS

	<u>Page</u>
Article I-- Definitions.....	GC-1
1.1 Definitions.....	GC-1
A. Acceptance.....	GC-1
B. Application for Payment.....	GC-1
C. Architect/Engineer	GC-1
D. Change Order	GC-1
E. Compensable Delay.....	GC-1
F. Contractor's Personnel	GC-1
G. Construction Services	GC-1
H. Contract Sum.....	GC-1
I. Construction Team	GC-1
J. Contract Time	GC-1
K. Days.....	GC-1
L. Defective	GC-2
M. Excusable Delay	GC-2
N. Field Directive	GC-2
O. Final Completion Date	GC-2
P. Float or Slack Time	GC-2
Q. Force Majeure	GC-2
R. Inexcusable Delay	GC-2
S. Non-prejudicial Delay	GC-2
T. Notice to Proceed	GC-2
U. Owner.....	GC-2
V. Owner's Project Representative.....	GC-2
W. Payment and Performance Bond	GC-3
X. Permitting Authority.....	GC-3
Y. Prejudicial Delay.....	GC-3
Z. Progress Report	GC-3
AA. Project.....	GC-3
BB. Project Costs	GC-3
CC. Project Manager.....	GC-3
DD. Project Plans and Specifications	GC-3
EE. Project Schedule	GC-3
FF. Project Site.....	GC-3
GG. Pre-operation Testing	GC-3
HH. Procurement Ordinance.....	GC-4
II. Punch List Completion Date	GC-4
JJ. Subcontractor	GC-4
KK. Substantial Completion and Substantially Complete	GC-4
LL. Substantial Completion Date.....	GC-4
MM. Unit Price Work	GC-4
NN. Work.....	GC-4
OO. Work Directive Change.....	GC-4

Article II-- Relationship and Responsibilities GC-5

2.1 Relationship between Contractor and Owner	GC-5
A. Purpose	GC-5
B. Construction Team.....	GC-5
C. Owner's Reliance on Bid (or GMP)	GC-5
2.2 General Contractor Responsibilities	GC-5
A. Personnel	GC-5
B. Cooperation with Architect/Engineer.....	GC-6
C. Timely Performance	GC-6
D. Duty to Defend Work.....	GC-6
E. Trade and Industry Terminology	GC-6
2.3 Project Schedule.....	GC-6
2.4 Construction Services	GC-7
A. Construction of Project	GC-7
B. Notice to Proceed	GC-7
C. Quality of Work	GC-7
D. Materials	GC-8
E. Accountability for Work.....	GC-8
F. Contract Sum	GC-8
G. Governing Specifications	GC-8
H. Adherence to Project Schedule	GC-8
I. Superintendent	GC-8
J. Work Hours	GC-9
K. Overtime-Related Costs.....	GC-9
L. Insurance, Overhead and Utilities	GC-9
M. Cleanliness.....	GC-9
N. Loading.....	GC-9
O. Safety and Protection	GC-10
P. Emergencies.....	GC-10
Q. Substitutes	GC-10
R. Surveys and Stakes.....	GC-11
S. Suitability of Project Site	GC-11
T. Project Specification Errors	GC-12
U. Remediation of Contamination	GC-12
V. Interfacing	GC-13
W. Job Site Facilities	GC-13
X. Weather Protection.....	GC-14
Y. Performance and Payment Bond	GC-14
Z. Construction Phase; Building Permit; Code Inspection	GC-14
(1) Building Permit	GC-14
(2) Code Inspections	GC-14
(3) Contractor's Personnel	GC-15
(4) Lines of Authority	GC-15
AA. Quality Control	GC-15
BB. Management of Subcontractors	GC-15
CC. Job Requirements.....	GC-16
DD. As-Built Drawings	GC-17
EE. Progress Reports	GC-18
FF. Contractor's Warranty.....	GC-18
GG Apprentices.....	GC-18
HH Schedule of Values.....	GC-18

II. Other Contracts	GC-19
Article III-- Compensation.....	GC-19
3.1 Compensation.....	GC-19
A. Adjustments.....	GC-19
B. Valuation.....	GC-19
C. Unit Price Work.....	GC-19
3.2 Schedule of Compensation.....	GC-20
A. Periodic Payments for Services	GC-20
B. Payment for Materials and Equipment	GC-20
C. Credit toward Contract Sum	GC-20
3.3 Invoice and Payment	GC-20
A. Invoices	GC-20
B. Additional Information; Processing of Invoices.....	GC-20
C. Architect/Engineer's Approval.....	GC-21
D. Warrants of Contractor with Respect to Payments.....	GC-21
E. All Compensation Included	GC-21
Article IV-- Subcontractors.....	GC-21
4.1 Subcontracts	GC-21
A. Subcontracts Generally	GC-21
B. No Damages for Delay	GC-22
C. Subcontractual Relations	GC-22
D. Insurance; Acts & Omissions	GC-22
4.2 Relationship and Responsibilities	GC-22
4.3 Payments to Subcontractors; Monthly Statements.....	GC-22
A. Payment	GC-23
B. Final Payment of Subcontractors	GC-23
4.4 Responsibility for Subcontractors	GC-23
4.5 Contingent Assignment of Subcontractors.....	GC-23
Article V-- Changes in Work	GC-24
5.1 General	GC-24
5.2 Minor Changes in the Work.....	GC-24
5.3 Emergencies	GC-24
5.4 Concealed Conditions	GC-24
5.5 Hazardous Materials	GC-25
5.6 Change Orders; Adjustments to Contract Sum	GC-25
A. Change Orders Generally.....	GC-25
5.7 Unit Prices	GC-26
5.8 Owner-Initiated Changes.....	GC-26
5.9 Unauthorized Work.....	GC-26
5.10 Defective Work	GC-26
5.11 Estimates for Changes.....	GC-26
5.12 Form of Proposed Changes	GC-26
5.13 Changes to Contract Time.....	GC-26

Article VI-- Role of Architect/Engineer GC-27

6.1 General	GC-27
<i>A. Retaining</i>	GC-27
<i>B. Duties</i>	GC-27
<i>C. Termination</i>	GC-27
6.2 Administration.....	GC-27
<i>A. Site Visits</i>	GC-27
<i>B. Reporting</i>	GC-28
6.3 Interpretation of Project Plans and Specifications	GC-28
6.4 Rejection of Non-Conforming Work	GC-28
6.5 Correction of Work	GC-28
6.6 Timely Performance of Architect/Engineer	GC-28

Article VII-- Owner's Rights and Responsibilities GC-29

7.1 Project Site; Title	GC-29
7.2 Project Plans and Specifications; Architect/Engineer	GC-29
7.3 Surveys; Soil Tests and Other Project Site Information	GC-29
7.4 Information; Communication; Coordination.....	GC-30
7.5 Governmental Body	GC-30
7.6 Pre-Completion Acceptance.....	GC-30
7.7 Ownership and Use of Drawings, Specifications and Other Instruments of Service	GC-30
7.8 Owner's Project Representative.....	GC-31
<i>A. Responsibilities</i>	GC-31
<i>B. Limitations</i>	GC-31

Article VIII-- Resolution of Disagreements; Claims for Compensation..... GC-32

8.1 Owner to Decide Disputes	GC-32
8.2 Finality	GC-32
8.3 No Damages for Delay	GC-32
8.4 Permitted Claims Procedure.....	GC-32
8.5 Contract Claims and Disputes	GC-33
8.6 Claims for Consequential Damages	GC-33

Article IX—Indemnity..... GC-34

9.1 Indemnity	GC-34
<i>A. Indemnification Generally</i>	GC-34
<i>B. Claims by Employees</i>	GC-34
9.2 Duty to Defend.....	GC-34

Article X-- Accounting Records; Ownership of Documents GC-35

10.1 Accounting Records	GC-35
10.2 Inspection and Audit	GC-35
10.3 Access	GC-35
10.4 Ownership of Documents.....	GC-35

Article XI-- Public Contract Laws GC-35

11.1	Equal Opportunity Employment	GC-35
A.	<i>Employment</i>	GC-35
B.	<i>Participation</i>	GC-36
11.2	Immigration Reform and Control Act of 1986.....	GC-36
11.3	No Conflict of Interest	GC-36
A.	<i>No Interest in Business Activity</i>	GC-36
B.	<i>No Appearance of Conflict</i>	GC-36
11.4	Truth in Negotiations	GC-36
11.5	Public Entity Crimes	GC-37
Article XII-- Force Majeure, Fire or Other Casualty		GC-37
12.1	Force Majeure	GC-37
A.	<i>Unavoidable Delays</i>	GC-37
B.	<i>Concurrent Contractor Delays</i>	GC-37
C.	<i>Notice; Mitigation</i>	GC-37
12.2	Casualty; Actions by Owner and Contractor	GC-37
12.3	Approval of Plans and Specifications	GC-38
12.4	Notice of Loss or Damage.....	GC-38
Article XIII-- Representations, Warranties and Covenants		GC-38
13.1	Representations and Warranties of Contractor	GC-38
13.2	Representations of the Owner	GC-41
Article XIV-- Termination and Suspension.....		GC-42
14.1	Termination for Cause by Owner.....	GC-42
A.	<i>Nonperformance</i>	GC-43
B.	<i>Insolvency</i>	GC-43
C.	<i>Illegality</i>	GC-43
D.	<i>Rights of Owner</i>	GC-43
14.2	Termination without Cause by Owner	GC-43
A.	<i>Release of Contractor</i>	GC-43
B.	<i>Waiver of Protest</i>	GC-44
14.3	Suspension without Cause	GC-44
14.4	Termination Based Upon Abandonment, Casualty or Force Majeure.....	GC-44
14.5	Vacation of Project Site; Delivery of Documents.....	GC-44
14.6	Termination by the Contractor	GC-44

GENERAL CONDITIONS
ARTICLE I
DEFINITIONS

1.1 Definitions. For purposes of the Contract Documents, the following terms shall have the following meanings.

A. Acceptance: The acceptance of the Project into the Owner's operating public infrastructure.

B. Application for Payment: The form approved and accepted by the Owner, which is to be used by Contractor in requesting progress payments or final payment and which is to include such supporting documentation as is required by the Contract Documents.

C. Architect/Engineer: **John S. Shoun, Senior Project Engineer, and a Florida registered professional engineer in the employ of the Owner.**

D. Change Order: A written order signed by the Owner, the Architect/Engineer and the Contractor authorizing a change in the Project Plans and/or Specifications and, if necessary, a corresponding adjustment in the Contract Sum and/or Contract Time, pursuant to Article V.

E. Compensable Delay: Any delay beyond the control and without the fault or negligence of the Contractor resulting from Owner-caused changes in the Work, differing site conditions, suspensions of the Work, or termination for convenience by Owner.

F. Contractor's Personnel: The Contractor's key personnel designated by Contractor.

G. Construction Services: The Construction Services to be provided by Contractor pursuant to Section 2.4, in accordance with the terms and provisions of the Contract Documents.

H. Contract Sum: The total compensation to be paid to the Contractor for Construction Services rendered pursuant to the Contract Documents, as set forth in Contractor's Bid (or Guaranteed Maximum Price Addendum), unless adjusted in accordance with the terms of the Contract Documents.

I. Construction Team: The working team established pursuant to Section 2.1.B.

J. Contract Time: The time period during which all Construction Services are to be completed pursuant to the Contract Documents, to be set forth in the Project Schedule.

K. Days: Calendar days except when specified differently. When time is referred to in the Contract Documents by days, it will be computed to exclude the first and

include the last day of such period. If the last day of any such period falls on a Saturday or Sunday or legal holiday, such day will be omitted from the computation.

L. Defective: When modifying the term “Work”, referring to Work that is unsatisfactory, faulty or deficient, or does not conform to the Contract Documents, or that does not meet the requirements of any inspection, reference standard, test or approval referred to in the Contract Documents, or that has been damaged prior to Owner’s approval of final payment (unless responsibility for the protection thereof has been assumed by Owner).

M. Excusable Delay: Any delay beyond the control and without the negligence of the Contractor, the Owner, or any other contractor caused by events or circumstances such as, but not limited to, acts of God or of a public enemy, fires, floods, freight embargoes, acts of government other than Owner or epidemics. Labor disputes and above average rainfall shall give rise only to excusable delays.

N. Field Directive: A written order issued by Owner which orders minor changes in the Work not involving a change in Contract Time, to be paid from the Owner’s contingency funds.

O. Final Completion Date: The date upon which the Project is fully constructed and all Work required on the Project and Project Site is fully performed as verified in writing by the Owner.

P. Float or Slack Time: The time available in the Project Schedule during which an unexpected activity can be completed without delaying substantial completion of the Work.

Q. Force Majeure: Those conditions constituting excuse from performance as described in and subject to the conditions described in Article XII.

R. Inexcusable Delay: Any delay caused by events or circumstances within the control of the Contractor, such as inadequate crewing, slow submittals, etc., which might have been avoided by the exercise of care, prudence, foresight or diligence on the part of the Contractor.

S. Non-prejudicial Delay: Any delay impacting a portion of the Work within the available total Float or Slack Time and not necessarily preventing Substantial Completion of the Work within the Contract Time.

T. Notice to Proceed: Written notice by Owner (after execution of Contract) to Contractor fixing the date on which the Contract Time will commence to run and on which Contractor shall start to perform the Work.

U. Owner: Manatee County, a political subdivision of the State of Florida.

V. Owner’s Project Representative: The individual designated by Owner to perform those functions set forth in Section 7.8.

W. Payment and Performance Bond: The Payment and Performance Bond security posted pursuant to Section 2.4.Y to guarantee payment and performance by the Contractor of its obligations hereunder.

X. Permitting Authority: Any applicable governmental authority acting in its governmental and regulatory capacity which is required to issue or grant any permit, certificate, license or other approval which is required as a condition precedent to the commencement or approved of the Work, or any part thereof, including the building permit.

Y. Prejudicial Delay: Any excusable or compensable delay impacting the Work and exceeding the total float available in the Project Schedule, thus preventing completion of the Work within the Contract Time unless the Work is accelerated.

Z. Progress Report: A report to Owner that includes all information required pursuant to the Contract Documents and submitted in accordance with Section 2.4.EE, hereof.

AA. Project: The total construction of which the Work performed under the Contract Documents may be the whole or a part and which may include construction by Owner and by separate contractors. For the purposes of the Contract Documents, the term Project shall include all areas of proposed improvements and all areas which may reasonably be judged to have an impact on the Project.

BB. Project Costs: The costs incurred by the Contractor to plan, construct and equip the Project and included within, and paid as a component of, the Contract Sum.

CC. Project Manager: Subject to the prior written consent of Owner, the individual designated to receive notices on behalf of the Contractor, or such other individual designated by the Contractor, from time to time, pursuant to written notice in accordance with the Contract Documents.

DD. Project Plans and Specifications: The one hundred percent (100%) construction drawings and specifications prepared by the Architect/Engineer, and any changes, supplements, amendments or additions thereto approved by the Owner, which shall also include any construction drawings and final specifications required for the repair or construction of the Project, as provided herein.

EE. Project Schedule: The schedule and sequence of events for the commencement, progression and completion of the Project, developed pursuant to Section 2.3., as such schedule may be amended as provided herein.

FF. Project Site: The site depicted in the Project Plans and Specifications, inclusive of all rights of way, temporary construction easements or licensed or leased sovereign lands.

GG. Pre-operation Testing: All field inspections, installation checks, water tests, performance tests and necessary corrections required of Contractor to demonstrate that

individual components of the Work have been properly constructed and do operate in accordance with the Contract Documents for their intended purposes.

HH. Procurement Ordinance: The Manatee County Procurement Code, Chapter 2-26 of the Manatee County Code of Laws, as amended from time to time.

II. Punch List Completion Date: The date upon which all previously incomplete or unsatisfactory items, as identified by the Contractor, the Architect/Engineer and/or the Owner are completed in a competent and workmanlike manner, consistent with standards for Work of this type and with good building practices in the State of Florida.

JJ. Subcontractor: Any individual (other than a direct employee of the Contractor) or organization retained by Contractor to plan, construct or equip the Project pursuant to Article IV.

KK. Substantial Completion and Substantially Complete: The stage in the progress of the Work when the Work or designated portion thereof is sufficiently complete in accordance with the Contract Documents so that the Owner can occupy or utilize the Work for its intended use; provided, however, that as a condition precedent to Substantial Completion, the Owner has received all certificates of occupancy or completion and other permits, approvals, licenses, and other documents from any governmental authority which are necessary for the beneficial occupancy of the Project.

LL. Substantial Completion Date: The date on which the Project is deemed to be Substantially Complete, as evidenced by receipt of (i) the Architect/Engineer's certificate of Substantial Completion, (ii) written Acceptance of the Project by the Owner, and (iii) approvals of any other authority as may be necessary or otherwise required.

MM. Unit Price Work: Work to be paid for on the basis of unit prices.

NN. Work: The term "Work" means the construction and services required by the Contract Documents, whether completed or partially completed, and includes all labor, materials, equipment and services provided or to be provided by the Contractor to fulfill the Contractor's obligations. The Work may constitute the whole or a part of the Project.

OO. Work Directive Change: A written directive to Contractor, issued on or after the effective date of the Agreement pursuant to Section 5.8 and signed by Owner's Project Representative, ordering an addition, deletion or revision in the Work, or responding to differing or unforeseen physical conditions under which the Work is to be performed or responding to emergencies.

ARTICLE II RELATIONSHIP AND RESPONSIBILITIES

2.1 Relationship between Contractor and Owner. The Contractor accepts the relationship of trust and confidence established with Owner pursuant to the Contract Documents. The Contractor shall furnish its best skill and judgment and cooperate with Owner and Owner's Project Representative in furthering the interests of the Owner. The Contractor agrees to provide the professional services required to complete the Project consistent with the Owner's direction and the terms of the Contract Documents. All services provided hereunder by Contractor, either directly or through Subcontractors, shall be provided in accordance with sound construction practices and applicable professional construction standards.

A. Purpose. The purpose of the Contract Documents is to provide for the provision of construction services for the Project on the Project Site by the Contractor, and construction of the Project by the Contractor in accordance with the Project Plans and Specifications. The further purpose of the Contract Documents is to define and delineate the responsibilities and obligations of the parties to the Contract Documents and to express the desire of all such parties to cooperate together to accomplish the purposes and expectations of the Contract Documents.

B. Construction Team. The Contractor, Owner and Architect/Engineer shall be called the "Construction Team" and shall work together as a team commencing upon full execution of the Contract Documents through Substantial Completion. As provided in Section 2.2, the Contractor and Architect/Engineer shall work jointly through completion and shall be available thereafter should additional services be required. The Contractor shall provide leadership to the Construction Team on all matters relating to construction. The Contractor understands, acknowledges and agrees that the Architect/Engineer shall provide leadership to the Construction Team on all matters relating to design.

C. Owner's Reliance on Bid (or Guaranteed Maximum Price Addendum). The Contractor acknowledges that the representations, statements, information and pricing contained in its Bid (or Guaranteed Maximum Price Addendum) have been relied upon by the Owner and have resulted in the award of this Project to the Contractor.

2.2 General Contractor Responsibilities. In addition to the other responsibilities set forth herein, the Contractor shall have the following responsibilities pursuant to the Contract Documents:

A. Personnel. The Contractor represents that it has secured, or shall secure, all personnel necessary to perform the Work, none of whom shall be employees of the Owner. Primary liaison between the Contractor and the Owner shall be through the Owner's Project Representative and Contractor's Project Manager. All of the services required herein shall be performed by the Contractor or under the Contractor's supervision, and all personnel engaged in the Work shall be fully qualified and shall be authorized or permitted under law to perform such services.

B. Cooperation with Architect/Engineer. The Contractor's services shall be provided in conjunction with the services of the Architect/Engineer. In the performance of professional services, the Contractor acknowledges that time is critical for Project delivery. The Contractor acknowledges that timely construction utilizing the services of an Architect/Engineer and a Contractor requires maximum cooperation between all parties.

C. Timely Performance. The Contractor shall perform all services as expeditiously as is consistent with professional skill and care and the orderly progress of the Work, in accordance with the Project Schedule. Verification of estimated Project Schedule goals will be made as requested by the Owner.

D. Duty to Defend Work. In the event of any dispute between the Owner and any Permitting Authority that relates to the quality, completeness or professional workmanship of the Contractor's services or Work, the Contractor shall, at its sole cost and expense, cooperate with the Owner to defend the quality and workmanship of the Contractor's services and Work.

E. Trade and Industry Terminology. It is the intent of the Contract Documents to describe a functionally complete Project (or part thereof) to be constructed in accordance with the Contract Documents. Any Work, materials or equipment that may reasonably be inferred from the Contract Documents as being required to produce the intended result will be supplied whether or not specifically called for. When words which have a well-known technical or trade meaning are used to describe Work, materials, or equipment, such words shall be interpreted in accordance with that meaning. Reference to standard specifications, manuals or codes of any technical society, organization or association, or to the laws or regulations of any governmental authority, whether such reference be specific or by implication, shall mean the latest standard specification, manual, code or laws or regulations in effect at the time of opening of Bids (or at the time of execution of the Guaranteed Maximum Price Addendum), except as may be otherwise specifically stated. However, no provision of any referenced standard specification, manual or code (whether or not specifically incorporated by reference in the Contract Documents) shall be effective to change the duties and responsibilities of Owner or Contractor, or any of their agents or employees from those set forth in the Contract Documents. Computed dimensions shall govern over scaled dimensions.

2.3 Project Schedule. The Contractor, within ten (10) days after being awarded the Contract, shall prepare and submit for the Owner's and Architect/Engineer's information a Contractor's construction schedule for the Work. The schedule shall not exceed time limits current under the Contract Documents, shall be revised at appropriate intervals as required by the conditions of the Work and Project, shall be related to the entire Project to the extent required by the Contract Documents, and shall provide for expeditious and practicable execution of Work.

- A. The Project Schedule shall show a breakdown of all tasks to be performed, and their relationship in achieving the completion of each phase of Work, subject to review of Owner and Architect/Engineer and approval or rejection by Owner. The Project Schedule shall show, at a minimum, the approximate dates on which each segment of the Work is expected to be started and finished, the proposed traffic flows during each month, the anticipated earnings by the Contractor for each month and the approximate

number of crews and equipment to be used. The Project Schedule shall include all phases of procurement, approval of shop drawings, proposed Change Orders in progress, schedules for Change Orders, and performance testing requirements. The Project Schedule shall include a construction commencement date and Project Substantial Completion Date, which dates shall accommodate known or reasonably anticipated geographic, atmospheric and weather conditions.

- B. The Project Schedule shall serve as the framework for the subsequent development of all detailed schedules. The Project Schedule shall be used to verify Contractor performance and to allow the Owner's Project Representative to monitor the Contractor's efforts.
- C. The Project Schedule may be adjusted by the Contractor pursuant to Article V. The Owner shall have the right to reschedule Work provided such rescheduling is in accord with the remainder of terms of the Contract Documents.
- D. The Contractor shall prepare a submittal schedule, promptly after being awarded the Contract and thereafter as necessary to maintain a current submittal schedule, and shall submit the schedule(s) for the Architect/Engineer's approval. The Architect/Engineer's approval shall not be unreasonably delayed or withheld. The submittal schedule shall (1) be coordinated with the Contractor's construction schedule, and (2) allow the Architect/Engineer reasonable time to review submittals. If the Contractor fails to submit a submittal schedule, the Contractor shall not be entitled to any increase in Contract Sum or extension of Contract Time based on the time required for review of submittals.
- E. The Contractor shall perform the Work in general accordance with the most recent schedules submitted to the Owner and Architect/Engineer.

2.4 Construction Services. The Contractor shall provide the following Construction Services:

A. Construction of Project. The Contractor shall work from the receipt of a Notice to Proceed through the Substantial Completion of the Project in accordance with the terms of the Contract Documents to manage the construction of the Project. The Construction Services provided by the Contractor to construct the Project shall include without limitation (1) all services necessary and commensurate with established construction standards, and (2) all services described in the Invitation for Bid (or Request for Proposal) and the Bid (or Guaranteed Maximum Price Addendum).

B. Notice to Proceed. A Notice to Proceed may be given at any time within thirty (30) days after the effective date of the Agreement. Contractor shall start to perform the Work on the date specified in the Notice to Proceed, but no Work shall be done at the site prior to the issuance of the Notice to Proceed.

C. Quality of Work. If at any time the labor used or to be used appears to the Owner as insufficient or improper for securing the quality of Work required or the required rate of progress, the Owner may order the Contractor to increase its efficiency or to improve the character of its Work, and the Contractor shall conform to such an order. Any such order shall not entitle Contractor to any additional compensation or any increase in Contract Time. The failure of the Owner to demand any increase of such efficiency or any improvement shall not release the Contractor from its obligation to secure the quality of Work or the rate of progress necessary to complete the Work within the limits imposed by the Contract Documents. The Owner may require the Contractor to remove such personnel as the Owner deems incompetent, careless, insubordinate or otherwise objectionable, or whose continued employment on the Project is deemed to be contrary to the Owner's interest. The Contractor shall provide good quality workmanship and shall promptly correct construction defects without additional compensation. Acceptance of the Work by the Owner shall not relieve the Contractor of the responsibility for subsequent correction of any construction defects.

D. Materials. All materials and equipment shall be of good quality and new, except as otherwise provided in the Contract Documents. If required by Architect/Engineer, Contractor shall furnish satisfactory evidence (including reports of required tests) as to the kind and quality of materials and equipment. All materials and equipment shall be applied, installed, connected, erected, used, cleaned and conditioned in accordance with the instruction of the applicable supplier except as otherwise provided in the Contract Documents.

E. Accountability for Work. The Contractor shall be solely accountable for its Work, including plans review and complete submittals. The Contractor shall be solely responsible for means and methods of construction.

F. Contract Sum. The Contractor shall construct the Project so that the Project can be built for a cost not to exceed the Contract Sum.

G. Governing Specifications. The Project shall be constructed in accordance with applicable Owner design standards and guidelines. In the absence of specified Owner design standards or guidelines, the Architect/Engineer shall use, and the Contractor shall comply with, the most recent version of the applicable FDOT or AASHTO design standards. In general, the Project shall be constructed by the Contractor in accordance with applicable industry standards. The Contractor shall be responsible for utilizing and maintaining current knowledge of any laws, ordinances, codes, rules, regulations, standards, guidelines, special conditions, specifications or other mandates relevant to the Project or the services to be performed.

H. Adherence to Project Schedule. The development and equipping of the Project shall be undertaken and completed in accordance with the Project Schedule, and within the Contract Time described therein.

I. Superintendent. The Contractor shall employ a competent superintendent and necessary assistants who shall be in attendance at the Project Site during performance of the Work. The superintendent shall represent the Contractor, and communications given to the superintendent shall be as binding as if given to the Contractor.

(1) The Contractor, as soon as practicable after award of the Contract, shall furnish in writing to the Owner through the Architect/Engineer the name and qualifications of the proposed superintendent. The Architect/Engineer may reply within 14 days to the Contractor in writing stating (1) whether the Owner or the Architect/Engineer has reasonable objection to the proposed superintendent or (2) that the Architect/Engineer requires additional time to review. Failure of the Architect/Engineer to reply within 14 days shall constitute notice of no reasonable objection.

(2) The Contractor shall not employ a proposed superintendent to whom the Owner or Architect/Engineer has made reasonable and timely objection. The Contractor shall not change the superintendent without the Owner's consent, which shall not be unreasonably withheld or delayed.

J. Work Hours. Contractor shall provide competent, suitable qualified personnel to survey and lay out the Work and perform construction as required by the Contract Documents. Contractor shall at all times maintain good discipline and order at the site. Except in connection with the safety or protection of persons or the Work or property at the site or adjacent thereto and except as otherwise indicated in the Contract Documents, all Work at the site shall be performed during regular working hours, and Contractor shall not permit overtime work or the performance of Work on a Saturday, Sunday or legal holiday without Owner's written consent given after prior notice to Architect/Engineer (at least seventy-two (72) hours in advance).

K. Overtime-Related Costs. Contractor shall pay for all additional Architect/Engineering charges, inspection costs and Owner staff time for any overtime work which may be authorized. Such additional charges shall be a subsidiary obligation of Contractor and no extra payment shall be made by Owner on account of such overtime work. At Owner's option, such overtime costs may be deducted from Contractor's monthly payment request or Contractor's retainage prior to release of final payment.

L. Insurance, Overhead and Utilities. Unless otherwise specified, Contractor shall furnish and assume full responsibility for all bonds, insurance, materials, equipment, labor, transportation, construction equipment and machinery, tools, appliances, fuel, power, light, heat, telephone, water, sanitary facilities, temporary facilities and all other facilities and incidentals necessary for the furnishing, performance, testing, start-up and completion of the Work.

M. Cleanliness. The Contractor shall keep the premises and surrounding area free from accumulation of waste materials or rubbish caused by operations under the Contract. At completion of the Work, the Contractor shall remove waste materials, rubbish, the Contractor's tools, construction equipment, machinery and surplus materials from and about the Project Site. Contractor shall restore to original conditions all property not designated for alteration by the Contract Documents. If the Contractor fails to clean up as provided in the Contract Documents, the Owner may do so and Owner shall be entitled to reimbursement from Contractor.

N. Loading. Contractor shall not load nor permit any part of any structure to be loaded in any manner that will endanger the structure, nor shall Contractor subject any part of the Work or adjacent property to stresses or pressures that will endanger it.

O. Safety and Protection. Contractor shall comply with the Florida Department of Commerce Safety Regulations and any local safety regulations. Contractor shall be responsible for initiating, maintaining and supervising all safety precautions and programs in connection with the Work. Contractor shall take all necessary precautions for the safety of and shall provide the necessary protection to prevent damage, injury or loss to:

- (1) All employees on the Work and other persons and organizations who may be affected thereby;
- (2) All the Work and materials and equipment to be incorporated therein, whether in storage on or off the Project Site; and
- (3) Other property at the Project Site or adjacent thereto, including trees, shrubs, lawns, walks, pavements, roadways, structures, utilities and underground facilities not designated for removal, relocation or replacement in the course of construction.

Contractor shall comply with all applicable laws and regulations of any public body having jurisdiction for the safety of persons or property or to protect them from damage, injury or loss, and shall erect and maintain all necessary safeguards for such safety and protection. Contractor shall provide and maintain all passageways, guard fences, lights and other facilities for the protection required by public authority or local conditions. Contractor shall provide reasonable maintenance of traffic for the public and preservation of the Owner's business, taking into full consideration all local conditions. Contractor's duties and responsibilities for safety and protection with regard to the Work shall continue until such time as all the Work is completed.

P. Emergencies. In emergencies affecting the safety or protection of persons or the Work or property at the Project Site or adjacent thereto, Contractor, without special instruction or authorization from Architect/Engineer or Owner, shall act to prevent threatened damage, injury or loss. Contractor shall give Owner prompt written notice if Contractor believes that any significant changes in the Work or variations from the Contract Documents have been caused thereby. If Owner determines that a change in the Project is required because of the action taken in response to an emergency, a Work Directive Change or Change Order will be issued to document the consequences of the changes or variation.

Q. Substitutes. For substitutes not included with the Bid (or Guaranteed Maximum Price Addendum), but submitted after the effective date of the Agreement (or Guaranteed Maximum Price Addendum), Contractor shall make written application to Architect/Engineer for acceptance thereof, certifying that the proposed substitute will perform adequately the functions and achieve the results called for by the general design, be similar and of equal substance to that specified and be suited to the same use as that specified. The application will also contain an itemized estimate of all costs and delays or schedule impacts that will result directly or indirectly from review, acceptance and provisions of such substitute, including costs of redesign and claims of other contractors affected by the resulting change, all of which will be considered by the Architect/Engineer in evaluating the proposed substitute. Architect/Engineer may require Contractor to furnish at Contractor's expense, additional data about the proposed substitute. In rendering a decision, Owner, Architect/Engineer and

Contractor shall have access to any available Float Time in the Project Schedule. In the event that substitute materials or equipment not included as part of the Bid (or Guaranteed Maximum Price Addendum), but proposed after the effective date of the Contract Documents, are accepted and are less costly than the originally specified materials or equipment, then the net difference in cost shall be credited to the Owner and an appropriate Change Order executed to adjust the Contract Sum.

- (1) If a specific means, method, technique, sequence of procedure of construction is indicated in or required by the Contract Documents, Contractor may furnish or utilize a substitute means, method, sequence, technique or procedure of construction acceptable to Architect/Engineer if Contractor submits sufficient information to allow Architect/Engineer to determine that the substitute proposed is equivalent to that indicated or required by the Contract Documents.
- (2) Architect/Engineer will be allowed a reasonable time within which to evaluate each proposed substitute. Architect/Engineer will be the sole judge of acceptability and no substitute will be ordered, installed or utilized without Architect/Engineer's prior written acceptance which will be evidenced by either a Change Order or an approved shop drawing. Owner may require Contractor to furnish at Contractor's expense a special performance guarantee or other surety with respect to any substitute.
- (3) Contractor shall reimburse Owner for the charges of Architect/Engineer and Architect/Engineer's Consultants for evaluating each proposed substitute submitted after the effective date of the Contract Documents and all costs resulting from any delays in the Work while the substitute was undergoing review.

R. Surveys and Stakes. The Contractor shall furnish, free of charge, all labor, stakes, surveys, batter boards for structures, grade lines and other materials and supplies and shall set construction stakes and batter boards for establishing lines, position of structures, slopes and other controlling points necessary for the proper prosecution of the Work. Where rights-of-way, easements, property lines or any other conditions which make the lay-out of the Project or parts of the Project critical are involved, the Contractor shall employ a competent surveyor who is registered in the State of Florida for lay-out and staking. These stakes and marks shall constitute the field control by and in accord with which the Contractor shall govern and execute the Work. The Contractor shall be held responsible for the preservation of all stakes and marks and if for any reason any of the stakes or marks or batter boards become destroyed or disturbed, they shall be immediately and accurately replaced by the Contractor.

S. Suitability of Project Site. The Contractor has, by careful examination, satisfied itself as to the nature and location of the Work and all other matters which can in any way affect the Work, including, but not limited to details pertaining to borings, as shown on the drawings. Such boring information is not guaranteed to be more than a general indication of the materials likely to be found adjacent to holes bored at the Project Site, approximately at the locations indicated. The Contractor has examined boring data, where available, made its own interpretation of the subsurface conditions and other preliminary data, and has based its Bid (or

Guaranteed Maximum Price Addendum) on its own opinion of the conditions likely to be encountered. Except as specifically provided in Sections 2.4.U., 5.4 and 5.5, no extra compensation or extension of time will be considered for any Project Site conditions that existed at the time of bidding (or at the time of execution of the Guaranteed Maximum Price Addendum). No verbal agreement or conversation with any officer, agent or employee of the Owner, before or after the execution of the Agreement, shall affect or modify any of the terms or obligations herein contained.

T. Project Specification Errors. If the Contractor, in the course of the Work, finds that the drawings, specifications or other Contract Documents cannot be followed, the Contractor shall immediately inform the Owner in writing, and the Owner shall promptly check the accuracy of the information. Any Work done after such discovery, until any necessary changes are authorized, will be done at the Contractor's sole risk of non-payment and delay.

U. Remediation of Contamination: Owner and Contractor recognize that remediation of subsurface conditions may be necessary due to potential hazardous materials contamination. Because the presence or extent of any contamination is not known, Contractor shall include no cost in the Contract Sum, and no time in the Project Schedule, for cost or delays that might result from any necessary remediation. The Project Schedule will provide a period of time between demolition activities and the start of the next activity to commence any remediation if needed. Contractor shall use all reasonable efforts in scheduling the Project to minimize the likelihood that remediation delays construction. Any hazardous materials remediation Work which Contractor agrees to perform shall be done pursuant to a Change Order or amendment consistent with the following:

- (1) The dates of Substantial Completion shall be equitably adjusted based on delays, if any, incurred in connection with remediation efforts.
- (2) Contractor, and any Subcontractors which have mobilized on the Project Site, shall be paid for demonstrated costs of overhead operations at the Project Site during any period of delay in excess of seven (7) days, except to the extent that Work proceeds concurrently with remediation. The categories of costs to be reimbursed are limited to those reasonably incurred at the jobsite during the delay period (such as trailers or offices, telephones, faxes, and the like); equipment dedicated to the Project and located at the Project Site; salaries and associated costs of personnel dedicated to the Project to the extent that they do not perform Work on other projects; and other jobsite costs that are reasonable and which are incurred during the delay period. Subcontractors and suppliers which have not mobilized are limited to the costs set forth in Section 2.4.U(3).
- (3) Contractor and any Subcontractor or supplier on the Project who is eligible for compensation shall be paid any demonstrated costs of escalation in materials or labor, and reasonable costs of off-site storage of materials identified to the Project, arising as a result of any delay in excess of seven (7) days. Such Contractor, Subcontractors and suppliers are obligated to take all reasonable steps to mitigate escalation costs, such as through early purchase of materials.

- (4) Contractor, for itself and all Subcontractors and suppliers on the Project, hereby agrees that the extension of time for delays under Section 2.4.U(1), and payment of the costs identified in Sections 2.4.U(2) and/or Section 2.4.U(3), are the sole remedies for costs and delays described in this Section, and waives all claims and demands for extended home office overhead (including, but not limited to, "Eichleay" claims), lost profit or lost opportunities, and any special, indirect, or consequential damages arising as a result of delays described in this Section. The Contract Sum shall be adjusted to reflect payment of allowable costs.
- (5) If any delay described in this section causes the time or cost for the Project to exceed the Contract Time or the Contract Sum, then the Owner may terminate the Agreement pursuant to Section 14.2.
- (6) Contractor and any Subcontractor or supplier seeking additional costs under this Section 2.4.U. shall promptly submit estimates or any costs as requested by Owner, and detailed back-up for all costs when payment is sought or whenever reasonably requested by Owner. All costs are auditable, at Owner's discretion. Bid, estimate and pricing information reasonably related to any request for additional compensation will be provided promptly upon request.
- (7) Contractor shall include provisions in its subcontracts and purchase orders consistent with this Section.

V. Interfacing.

- (1) The Contractor shall take such measures as are necessary to ensure proper construction and delivery of the Project, including but not limited to providing that all procurement of long-lead items, the separate construction Subcontractors, and the general conditions items are performed without duplication or overlap to maintain completion of all Work on schedule. Particular attention shall be given to provide that each Subcontractor bid package clearly identifies the Work included in that particular separate subcontract, its scheduling for start and completion, and its relationship to other separate contractors.
- (2) Without assuming any design responsibilities of the Architect/Engineer, the Contractor shall include in the Progress Reports required under this Section 2.4 comments on overlap with any other separate subcontracts, omissions, lack of correlation between drawings, and any other deficiencies noted, in order that the Architect/Engineer may arrange for necessary corrections.

W. Job Site Facilities. The Contractor shall arrange for all job site facilities required and necessary to enable the Contractor and Architect/Engineer to perform their

respective duties and to accommodate any representatives of the Owner which the Owner may choose to have present on the job.

X. Weather Protection. The Contractor shall provide temporary enclosures of building areas in order to assure orderly progress of the Work during periods when extreme weather conditions are likely to be experienced. The Contractor shall also be responsible for providing weather protection for Work in progress and for materials stored on the Project Site. A contingency plan shall be prepared upon request of the Owner for weather conditions that may affect the construction.

Y. Payment and Performance Bond. Prior to the construction commencement date, the Contractor shall obtain, for the benefit of and directed to the Owner, a Payment and Performance Bond satisfying the requirements of Section 255.05, Florida Statutes, covering the faithful performance by the Contractor of its obligations under the Contract Documents, including but not limited to the construction of the Project on the Project Site and the payment of all obligations arising thereunder, including all payments to Subcontractors, laborers, and materialmen. The surety selected by the Contractor to provide the Payment and Performance Bond shall be approved by the Owner prior to the issuance of such Bond, which approval shall not be unreasonably withheld or delayed provided that the surety is rated A or better by Best's Key Guide, latest edition.

Z. Construction Phase; Building Permit; Code Inspections. Unless otherwise provided, Contractor shall obtain and pay for all construction permits and licenses. Owner shall assist Contractor, when necessary, in obtaining such permits and licenses. Contractor shall pay all governmental charges and inspection fees necessary for the prosecution of the Work.

- (1) Building Permit. The Owner and Architect/Engineer shall provide such information to any Permitting Authority as is necessary to obtain approval from the Permitting Authority to commence construction prior to beginning construction. The Contractor shall pull any required building permit, and shall be responsible for delivering and posting the building permit at the Project Site prior to the commencement of construction. The cost of the building permit is included in the Contract Sum. The Owner and Architect/Engineer shall fully cooperate with the Contractor when and where necessary.
- (2) Code Inspections. The Project requires detailed code compliance inspection during construction in disciplines determined by any Permitting Authority. These disciplines normally include, but are not necessarily limited to, structural, mechanical, electrical, plumbing general building and fire. The Contractor shall notify the appropriate inspector(s) and the Architect/Engineer, no less than 24 hours in advance, when the Work is ready for inspection and before the Work is covered up. All inspections shall be made for conformance with the applicable ordinances and building codes. Costs for all re-inspections of Work found defective and subsequently repaired shall not be included as Project Costs and shall be borne by the Contractor or as provided in the contract between Contractor and Subcontractor.

- (3) Contractor's Personnel. The Contractor shall maintain sufficient off-site support staff and competent full-time staff at the Project Site authorized to act on behalf of the Contractor to coordinate, inspect, and provide general direction of the Work and progress of the Subcontractors. At all times during the performance of the Work, the Owner shall have the right to demand replacement of Contractor Personnel to whom the Owner has reasonable objection, without liability to the Contractor.
- (4) Lines of Authority. To provide general direction of the Work, the Contractor shall establish and maintain lines of authority for its personnel and shall provide this information to the Owner and all other affected parties, such as the code inspectors of any Permitting Authority, the Subcontractors, and the Architect/Engineer. The Owner and Architect/Engineer may attend meetings between the Contractor and his Subcontractors; however, such attendance is optional and shall not diminish either the authority or responsibility of the Contractor to administer the subcontracts.

AA. Quality Control. The Contractor shall develop and maintain a program, acceptable to the Owner and Architect/Engineer, to assure quality control of the construction. The Contractor shall be responsible for and supervise the Work of all Subcontractors, providing instructions to each when their Work does not conform to the requirements of the Project Plans and Specifications, and the Contractor shall continue to coordinate the Work of each Subcontractor to ensure that corrections are made in a timely manner so as to not affect the efficient progress of the Work. Should a disagreement occur between the Contractor and the Architect/Engineer over the acceptability of the Work, the Owner, at its sole discretion and in addition to any other remedies provided herein, shall have the right to determine the acceptability, provided that such determination is consistent with standards for construction projects of this type and generally accepted industry standards for workmanship in the State of Florida.

BB. Management of Subcontractors. All Subcontractors shall be compensated in accordance with Article IV. The Contractor shall solely control the Subcontractors. The Contractor shall negotiate all Change Orders and Field Orders with all affected Subcontractors and shall review the costs and advise the Owner and Architect/Engineer of their validity and reasonableness, acting in the Owner's best interest. When there is an imminent threat to health and safety, and Owner's Project Representative concurrence is impractical, the Contractor shall act immediately to remove the threats to health and safety and shall subsequently fully inform Owner of all such action taken. The Contractor shall also carefully review all shop drawings and then forward the same to the Architect/Engineer for review and actions. The Architect/Engineer will transmit them back to the Contractor, who will then issue the shop drawings to the affected Subcontractor for fabrication or revision. The Contractor shall maintain a suspense control system to promote expeditious handling. The Contractor shall request the Architect/Engineer to make interpretations of the drawings or specifications requested of him by the Subcontractors and shall maintain a business system to promote timely response. The Contractor shall inform the Architect/Engineer which shop drawings or requests for clarification have the greatest urgency, so as to enable the Architect/Engineer to prioritize requests coming from the Contractor.

The Contractor shall advise the Owner and Architect/Engineer when timely response is not occurring on any of the above.

CC. Job Requirements.

- (1) The Contractor shall provide each of the following as a part of its services hereunder:
 - (a) Maintain a log of daily activities, including manpower records, equipment on site, weather, delays, major decisions, etc;
 - (b) Maintain a roster of companies on the Project with names and telephone numbers of key personnel;
 - (c) Establish and enforce job rules governing parking, clean-up, use of facilities, and worker discipline;
 - (d) Provide labor relations management and equal opportunity employment for a harmonious, productive Project;
 - (e) Provide and administer a safety program for the Project and monitor for subcontractor compliance without relieving them of responsibilities to perform Work in accordance with best acceptable practice;
 - (f) Provide a quality control program as provided under Section 2.4.C above;
 - (g) Provide miscellaneous office supplies that support the construction efforts which are consumed by its own forces;
 - (h) Provide for travel to and from its home office to the Project Site and to those other places within Manatee County as required by the Project;
 - (i) Verify that tests, equipment, and system start-ups and operating and maintenance instructions are conducted as required and in the presence of the required personnel and provide adequate records of same to the Architect/Engineer;
 - (j) Maintain at the job site orderly files for correspondence, reports of job conferences, shop drawings and sample submissions, reproductions of original Contract Documents including all addenda, change orders, field orders, additional drawings issued subsequent to the execution of the Agreement, Owner/Architect/Engineer's clarifications and interpretations of the Contract Documents, progress reports, as-built drawings, and other project related documents;

- (k) Keep a diary or log book, recording hours on the job site, weather conditions, data relative to questions of extras or deductions; list of visiting officials and representatives or manufacturers, fabricators, suppliers and distributors; daily activities, decisions, observations in general and specific observations in more detail as in the case of observing test procedures, and provide copies of same to Owner/Architect/Engineer;
 - (l) Record names, addresses and telephone numbers of all Contractors, Subcontractors and major suppliers of materials and equipment;
 - (m) Furnish Owner/Architect/Engineer periodic reports, as required, of progress of the Work and Contractor's compliance with the approved progress schedule and schedule of shop drawing submissions;
 - (n) Consult with Owner/Architect/Engineer in advance of scheduling major tests, inspections or start of important phases of the Work;
 - (o) Verify, during the course of the Work, that certificates, maintenance and operations manuals and other data required to be assembled and furnished are applicable to the items actually installed, and deliver same to Owner/Architect/Engineer for review prior to final Acceptance of the Work; and
 - (p) Cooperate with Owner in the administration of grants.
- (2) The Contractor shall provide personnel and equipment, or shall arrange for separate Subcontractors to provide each of the following as a Project Cost:
- (a) Services of independent testing laboratories, and provide the necessary testing of materials to ensure conformance to contract requirements; and
 - (b) Printing and distribution of all required bidding documents and shop drawings, including the sets required by Permitting Authority inspectors.

DD. As-Built Drawings. The Contractor shall continuously review as-built drawings and mark up progress prints to provide as much accuracy as possible. Prior to, and as a requirement for authorizing final payment to the Contractor due hereunder, the Contractor shall provide to the Owner an original set of marked-up, as-built Project Plans and Specifications and an electronic format of those records showing the location and dimensions of the Project as constructed, which documents shall be certified as being correct by the Contractor and the Architect/Engineer. Final as-built drawings shall be signed and sealed by a registered Florida surveyor.

EE. Progress Reports. The Contractor shall forward to the Owner, as soon as practicable after the first day of each month, a summary report of the progress of the various parts of the Work under the Contract, in fabrication and in the field, stating the existing status, estimated time of completion and cause of delay, if any. Together with the summary report, the Contractor shall submit any necessary revisions to the original schedule for the Owner's review and approval. In addition, more detailed schedules may be required by the Owner for daily traffic control.

FF. Contractor's Warranty. The Contractor warrants to the Owner and Architect/Engineer that materials and equipment furnished under the Contract will be of good quality and new unless the Contract Documents require or permit otherwise. The Contractor further warrants that the Work will conform to the requirements of the Contract Documents and will be free from defects, except for those inherent in the quality of the Work the Contract Documents require or permit. Work, materials, or equipment not conforming to these requirements will be considered defective. The Contractor's warranty excludes remedy for damage or defect caused by abuse, alterations to the Work not executed by the Contractor, improper or insufficient maintenance, improper operation, or normal wear and tear and normal usage. If required by the Architect/Engineer, the Contractor shall furnish satisfactory evidence as to the kind and quality of materials and equipment.

- (1) Contractor shall use its best efforts and due diligence to ensure that during the warranty period, those entities or individuals who have provided direct warranties to the Owner as required by the Contract Documents perform all required warranty Work in a timely manner and at the sole cost and expense of such warranty providers. Any such cost or expense not paid by the warranty providers shall be paid by the Contractor, to include any costs and attorney's fees incurred in warranty-related litigation between Contractor and any Subcontractors.
- (2) The Contractor shall secure guarantees and warranties of Subcontractors, equipment suppliers and materialmen, and assemble and deliver same to the Owner in a manner that will facilitate their maximum enforcement and assure their meaningful implementation. The Contractor shall collect and deliver to the Owner any specific written guaranties or warranties given by others as required by subcontracts.
- (3) At the Owner's request, the Contractor shall conduct, jointly with the Owner and the Architect/Engineer, no more than two (2) warranty inspections within three (3) years after the Substantial Completion Date.

GG. Apprentices. If Contractor employs apprentices, their performance of Work shall be governed by and comply with the provisions of Chapter 446, Florida Statutes.

HH. Schedule of Values. Unit prices shall be established for this Contract by the submission of a schedule of values within ten (10) days of receipt of the Notice to Proceed. The schedule shall include quantities and prices of items equaling the Contract Sum and will subdivide the Work into components in sufficient detail to serve as the basis for progress payments during construction. Such prices shall include an appropriate amount of

overhead and profit applicable to each item of Work. Upon request of the County, the Contractor shall support the values with data which will substantiate their correctness.

II. Other Contracts. The Owner reserves the right to let other Contracts in connection with this Work. The Contractor shall afford other contractors reasonable opportunity for the introduction and storage of their materials and execution of their Work, and promptly connect and coordinate the Work with theirs.

ARTICLE III COMPENSATION

3.1 Compensation. The Contract Sum constitutes the total compensation (subject to authorized adjustments) payable to Contractor for performing the Work. All duties, responsibilities and obligations assigned to or undertaken by Contractor shall be at Contractor's expense without change in the Contract Sum.

A. Adjustments. The Contract Sum may only be changed by Change Order or by a written amendment. Any claim for an increase or decrease in the Contract Sum shall be based on written notice delivered by the party making the claim to the other party. Notice of the amount of the claim with supporting data shall be delivered within fifteen (15) days from the beginning of such occurrence and shall be accompanied by claimant's written statement that the amount claimed covers all known amounts (direct, indirect and consequential) to which the claimant is entitled as a result of the occurrence of said event. Failure to deliver a claim within the requisite 15-day period shall constitute a waiver of the right to pursue said claim.

B. Valuation. The value of any Work covered by a Change Order or of any claim for an increase or decrease in the Contract Sum shall be determined in one of the following ways (at Owner's discretion):

- (1) In the case of Unit Price Work, in accordance with Section 3.1.C, below;
or
- (2) By mutual acceptance of lump sum; or
- (3) On the basis of the cost of the Work, plus a negotiated Contractor's fee for overhead and profit. Contractor shall submit an itemized cost breakdown together with supporting data.

C. Unit Price Work. The unit price of an item of Unit Price Work shall be subject to re-evaluation and adjustment pursuant to a requested Change Order under the following conditions:

- (1) If the total cost of a particular item of Unit Price Work amounts to 5% or more of the Contract Sum and the variation in the quantity of the particular item of Unit Price Work performed by Contractor differs by more than 15% from the estimated quantity of such item indicated in the Agreement;
and

- (2) If there is no corresponding adjustment with respect to any other item of Work; and
- (3) If Contractor believes that it has incurred additional expense as a result thereof; or
- (4) If Owner believes that the quantity variation entitles it to an adjustment in the unit price; or
- (5) If the parties are unable to agree as to the effect of any such variations in the quantity of Unit Price Work performed.

3.2 Schedule of Compensation. All payments for services and material under the Contract Documents shall be made in accordance with the following provisions.

A. Periodic Payments for Services. The Contractor shall be entitled to receive payment for Construction Services rendered pursuant to Section 2.4 in periodic payments which shall reflect a fair apportionment of cost and schedule of values of services furnished prior to payment, subject to the provisions of this Section.

B. Payment for Materials and Equipment. In addition to the periodic payments authorized hereunder, payments may be made for material and equipment not incorporated in the Work but delivered and suitably stored at the Project Site, or another location, subject to prior approval and acceptance by the Owner on each occasion.

C. Credit toward Contract Sum. All payments for Construction Services made hereunder shall be credited toward the payment of the Contract Sum as Contractor's sole compensation for the construction of the Project.

3.3 Invoice and Payment. All payments for services and materials under the Contract Documents shall be invoiced and paid in accordance with the following provisions.

A. Invoices. The Contractor shall submit to the Owner periodic invoices for payment, in a form acceptable to the Owner, which shall include a sworn statement certifying that, to the best of the Contractor's knowledge, information and belief, the construction has progressed to the point indicated, the quality and the Work covered by the invoice is in accord with the Project Plans and Specifications, and the Contractor is entitled to payment in the amount requested, along with the cost reports required pursuant to Article II, showing in detail all monies paid out, Project Costs accumulated, or Project Cost incurred during the previous period. This data shall be attached to the invoice.

B. Additional Information; Processing of Invoices. Should an invoiced amount appear to exceed the Work effort believed to be completed, the Owner may, prior to processing of the invoice for payment, require the Contractor to submit satisfactory evidence to support the invoice. All progress reports and invoices shall be delivered to the attention of the Owner's Project Representative. Invoices not properly prepared (mathematical errors, billing not reflecting actual Work done, no signature, etc.) shall be returned to the Contractor for correction.

C. Architect/Engineer's Approval. Payment for Work completed shall be subject to the Architect/Engineer approving the payment requested by the Contractor and certifying the amount thereof that has been properly incurred and is then due and payable to the Contractor, and identifying with specificity any amount that has not been properly incurred and that should not be paid. .

D. Warrants of Contractor with Respect to Payments. The Contractor warrants that (1) upon payment of any retainage, materials and equipment covered by a partial payment request will pass to Owner either by incorporation in construction or upon receipt of payment by the Contractor, whichever occurs first; (2) Work, materials and equipment covered by previous partial payment requests shall be free and clear of liens, claims, security interests, or encumbrances, hereinafter referred to as "liens"; and (3) no Work, materials or equipment covered by a partial payment request which has been acquired by the Contractor or any other person performing Work at the Project Site, or furnishing materials or equipment for the Project, shall be subject to an agreement under which an interest therein or an encumbrance thereon is retained by the seller or otherwise imposed by the Contractor or any other person.

E. All Compensation Included. Contractor's compensation includes full payment for services set forth in the Contract Documents, including but not limited to overhead, profit, salaries or other compensation of Contractor's officers, partners and/or employees, general operating expenses incurred by Contractor and relating to this Project, including the cost of management, supervision and data processing staff, job office equipment and supplies, and other similar items.

ARTICLE IV SUBCONTRACTORS

4.1 Subcontracts. At the Owner's request, the Contractor shall provide Owner's Project Representative with copies of all proposed and final subcontracts, including the general and supplementary conditions thereof.

A. Subcontracts Generally. All subcontracts shall: (1) require each Subcontractor to be bound to Contractor to the same extent Contractor is bound to Owner by the terms of the Contract Documents, as those terms may apply to the portion of the Work to be performed by the Subcontractor, (2) provide for the assignment of the subcontracts from Contractor to Owner at the election of Owner, upon termination of Contractor, (3) provide that Owner will be an additional indemnified party of the subcontract, (4) provide that Owner will be an additional insured on all insurance policies required to be provided by the Subcontractor, except workers' compensation, (5) assign all warranties directly to Owner, and (6) identify Owner as an intended third-party beneficiary of the subcontract.

(1) A Subcontractor is a person or entity who has a direct contract with Contractor to perform a portion of the Work at the site. The term "Subcontractor" is referred to throughout the Contract Documents as if singular in number and means a Subcontractor or an authorized representative of the Subcontractor. The term "Subcontractor" does not include a separate contractor or subcontractors of a separate contractor.

(2) A Sub-subcontractor is a person or entity who has a direct or indirect contract with a Subcontractor to perform a portion of the Work at the site. The term "Sub-subcontractor" is referred to throughout the Contract Documents as if singular in number and means a Sub-subcontractor or an authorized representative of the Sub-subcontractor.

B. No Damages for Delay. Except when otherwise expressly agreed to by Owner in writing, all subcontracts shall provide:

"LIMITATION OF REMEDIES – NO DAMAGES FOR DELAY. The Subcontractor's exclusive remedy for delays in the performance of the contract caused by events beyond its control, including delays claimed to be caused by the Owner or Architect/Engineer or attributable to the Owner or Architect/Engineer and including claims based on breach of contract or negligence, shall be an extension of its contract time and shall in no way involve any monetary claim."

Each subcontract shall require that any claims by the Subcontractor for delay must be submitted to the Contractor within the time and in the manner in which the Contractor must submit such claims to the Owner, and that failure to comply with the conditions for giving notice and submitting claims shall result in the waiver of such claims.

C. Subcontractual Relations. The Contractor shall require each Subcontractor to assume all the obligations and responsibilities which the Contractor owes the Owner pursuant to the Contract Documents, by the parties to the extent of the Work to be performed by the Subcontractor. Said obligations shall be made in writing and shall preserve and protect the rights of the Owner and Architect/Engineer, with respect to the Work to be performed by the Subcontractor, so that the subcontracting thereof will not prejudice such rights. Where appropriate, the Contractor shall require each Subcontractor to enter into similar agreements with its sub-subcontractors.

D. Insurance; Acts and Omissions. Insurance requirements for Subcontractors shall be no more stringent than those requirements imposed on the Contractor by the Owner. The Contractor shall be responsible to the Owner for the acts and omissions of its employees, agents, Subcontractors, their agents and employees, and all other persons performing any of the Work or supplying materials under a contract to the Contractor.

4.2 Relationship and Responsibilities. Except as specifically set forth herein with respect to direct materials acquisitions by Owner, nothing contained in the Contract Documents or in any Contract Document does or shall create any contractual relation between the Owner or Architect/Engineer and any Subcontractor. Specifically, the Contractor is not acting as an agent of the Owner with respect to any Subcontractor. The utilization of any Subcontractor shall not relieve Contractor from any liability or responsibility to Owner, or obligate Owner to the payment of any compensation to the Subcontractor or additional compensation to the Contractor.

4.3 Payments to Subcontractors; Monthly Statements. The Contractor shall be responsible for paying all Subcontractors from the payments made by the Owner to Contractor pursuant to Article III, subject to the following provisions:

A. Payment. The Contractor shall, no later than ten (10) days after receipt of payment from the Owner, out of the amount paid to the Contractor on account of such Subcontractor's Work, pay to each Subcontractor the amount to which the Subcontractor is entitled in accordance with the terms of the Contractor's contract with such Subcontractor. The Contractor shall, by appropriate agreement with each Subcontractor, require each Subcontractor to make payments to sub-Subcontractors in a similar manner. After receipt of payment from Owner, if the need should arise to withhold payments to Subcontractors for any reason, as solely determined by Contractor, the Contractor shall promptly restore such monies to the Owner, adjusting subsequent pay requests and Project bookkeeping as required.

B. Final Payment of Subcontractors. The final payment of retainage to Subcontractors shall not be made until the Project has been inspected by the Architect/Engineer or other person designated by the Owner for that purpose, and until both the Architect/Engineer and the Contractor have issued a written certificate that the Project has been constructed in accordance with the Project Plans and Specifications and approved Change Orders. Before issuance of final payment to any Subcontractor without any retainage, the Subcontractor shall submit satisfactory evidence that all payrolls, material bills, and other indebtedness connected with the Project have been paid or otherwise satisfied, warranty information is complete, as-built markups have been submitted, and instruction for the Owner's operating and maintenance personnel is complete. Final payment may be made to certain select Subcontractors whose Work is satisfactorily completed prior to the completion of the Project, but only upon approval of the Owner's Project Representative.

4.4 Responsibility for Subcontractors. As provided in Section 2.4.BB, Contractor shall be fully responsible to Owner for all acts and omissions of the Subcontractors, suppliers and other persons and organizations performing or furnishing any of the Work under a direct or indirect Contract with Contractor just as Contractor is responsible for Contractor's own acts and omissions.

4.5 Contingent Assignment of Subcontracts. Each subcontract agreement for a portion of the Work is assigned by the Contractor to the Owner, provided that:

- (1) assignment is effective only after termination of the Contract by the Owner for cause pursuant to Article XIV and only for those subcontract agreements that the Owner accepts by notifying the Subcontractor and Contractor in writing; and
- (2) assignment is subject to the prior rights of the surety, if any, obligated under bond relating to the Agreement.

When the Owner accepts the assignment of a subcontract agreement, the Owner assumes the Contractor's rights and obligations under the subcontract. Upon such assignment, if the Work has been suspended for more than thirty (30) days, the Subcontractor's compensation shall be equitably adjusted for increases in cost resulting from the suspension. Upon such assignment to the Owner, the Owner may further assign the subcontract to a successor contractor or other entity. If the Owner assigns the subcontract to a successor contractor or other entity, the Owner

shall nevertheless remain legally responsible for all of the successor contractor's obligations under the subcontract.

ARTICLE V CHANGES IN WORK

5.1 General. Changes in the Work may be accomplished after execution of the Agreement, and without invalidating the Agreement, by Change Order, Work Directive Change or order for a minor change in the Work, subject to the limitations stated in this Article V and elsewhere in the Contract Documents. A Change Order shall be based upon agreement among the Owner, Contractor and Architect/Engineer; a Work Directive Change requires agreement by the Owner and Architect/Engineer and may or may not be agreed to by the Contractor; an order for a minor change in the Work may be issued by the Architect/Engineer alone. Changes in the Work shall be performed under applicable provisions of the Contract Documents, and the Contractor shall proceed promptly, unless otherwise provided in the Change Order, Work Directive Change or order for a minor change in the Work.

5.2 Minor Changes in the Work. The Owner or Architect/Engineer shall have authority to order minor changes in the Work not involving adjustment in the Contract Sum or extension of the Contract Time and not inconsistent with the intent of the Contract Documents. Such change will be effected by written order signed by the Architect/Engineer and shall be binding on the Owner and Contractor. The Contractor shall abide by and perform such minor changes. Such changes shall be effected by a Field Directive or a Work Directive Change. Documentation of changes shall be determined by the Construction Team, and displayed monthly in the Progress Reports. Because such changes shall not affect the Contract Sum to be paid to the Contractor, they shall not require a Change Order pursuant to Section 5.6.

5.3 Emergencies. In any emergency affecting the safety of persons or property, the Contractor shall act at its discretion to prevent threatened damage, injury, or loss. Any increase in the Contract Sum or extension of time claimed by the Contractor on account of emergency Work shall be determined as provided in Section 5.6. However, whenever practicable, the Contractor shall obtain verbal concurrence of the Owner's Project Representative and Architect/Engineer where the act will or may affect the Contract Sum or Contract Time.

5.4 Concealed Conditions. If the Contractor encounters conditions at the site that are (1) subsurface or otherwise concealed physical conditions that differ materially from those indicated in the Contract Documents or (2) unknown physical conditions of an unusual nature, that differ materially from those ordinarily found to exist and generally recognized as inherent in construction activities of the character provided for in the Contract Documents, the Contractor shall promptly provide notice to the Owner and the Architect/Engineer before conditions are disturbed and in no event later than ten (10) days after first observance of the conditions. The Architect/Engineer will promptly investigate such conditions and, if the Architect/Engineer determines that they differ materially and cause an increase or decrease in the Contractor's cost of, or time required for, performance of any part of the Work, will recommend an equitable adjustment in the Contract Sum or Contract Time, or both. If the Architect/Engineer determines that the conditions at the site are not materially different from those indicated in the Contract Documents and that no change in the terms of the Contract is justified, the Architect/Engineer

shall promptly notify the Owner and Contractor in writing, stating the reasons. If either party disputes the Architect/Engineer's determination or recommendation, that party may proceed as provided in Article VIII.

5.5 Hazardous Materials. In the event the Contractor encounters on the Project Site material reasonably believed to be hazardous, petroleum or petroleum related products, or other hazardous or toxic substances, except as provided in Section 2.4.U, the Contractor shall immediately stop Work in the area affected and report the condition to the Owner and the Architect/Engineer in writing. The Work in the affected area shall not thereafter be resumed except by written amendment, if in fact the material or substance has not been rendered harmless. The Work in the affected area shall be resumed when the Project Site has been rendered harmless, in accordance with the final determination by the Architect/Engineer or other appropriate professional employed by Owner. The Contractor shall not be required to perform without its consent any Work relating to hazardous materials, petroleum or petroleum related products, or other hazardous or toxic substances. In the event the Contractor encounters on the Project Site materials believed in good faith to be hazardous or contaminated material, and the presence of such hazardous or contaminated material was not known and planned for at the time the Contractor submitted its Bid (or Guaranteed Maximum Price proposal), and it is necessary for the Contractor to stop Work in the area affected and delays Work for more than a seven (7) day period, adjustments to the Contract Sum and/or Contract Time shall be made in accordance with this Article V.

5.6 Change Orders; Adjustments to Contract Sum.

A. Change Orders Generally. The increase or decrease in the Contract Sum resulting from a change authorized pursuant to the Contract Documents shall be determined:

- (1) By mutual acceptance of a lump sum amount properly itemized and supported by sufficient substantiating data, to permit evaluation by the Architect/Engineer and Owner; or
- (2) By unit prices stated in the Agreement or subsequently agreed upon; or
- (3) By any other method mutually agreeable to Owner and Contractor.

If Owner and Contractor are unable to agree upon increases or decreases in the Contract Sum and the Architect/Engineer certifies that the work needs to be commenced prior to any such agreement, the Contractor, provided it receives a written Change Order signed by or on behalf of the Owner, shall promptly proceed with the Work involved. The cost of such Work shall then be determined on the basis of the reasonable expenditures of those performing the Work attributed to the change. However, in the event a Change Order is issued under these conditions, the Owner, through the Architect/Engineer, will establish an estimated cost of the Work and the Contractor shall not perform any Work whose cost exceeds that estimated without prior written approval by the Owner. In such case, the Contractor shall keep and present in such form as the Owner may prescribe an itemized accounting, together with appropriate supporting data of the increase in overall costs of the Project. The amount of any decrease in the Contract Sum to be allowed by the Contractor to the Owner for any deletion or change which results in a net decrease in costs will be the amount of the actual net decrease.

5.7 Unit Prices. If unit prices are stated in the Contract Documents or subsequently agreed upon, and if the quantities originally contemplated are so changed in a proposed Change Order that application of the agreed unit prices to the quantities of Work proposed will cause substantial inequity to the Owner or Contractor, the applicable unit prices and Contract Sum shall be equitably adjusted.

5.8 Owner-Initiated Changes. Without invalidating the Agreement and without notice to any Surety, Owner may, at any time, order additions, deletions or revisions in the Work. These will be authorized by a written amendment, a Field Directive, a Change Order, or a Work Directive Change, as the case may be. Upon receipt of any such document, Contractor shall promptly proceed with the Work involved which will be performed under the applicable conditions of the Contract Documents (except as otherwise specifically provided). A Work Directive Change may not change the Contract Sum or the Contract Time; but is evidence that the parties expect that the change directed or documented by a Work Directive Change will be incorporated in a subsequently issued Change Order following negotiations by the parties as to its effect, if any, on the Contract Sum or Contract Time.

5.9 Unauthorized Work. Contractor shall not be entitled to an increase in the Contract Sum or an extension of the Contract Time with respect to any Work performed that is not required by the Contract Documents.

5.10 Defective Work. Owner and Contractor shall execute appropriate Change Orders (or written amendments) covering changes in the Work which are ordered by Owner, or which may be required because of acceptance of defective Work, without adjustment to the Contract Sum.

5.11 Estimates for Changes. At any time Architect/Engineer may request a quotation from Contractor for a proposed change in the Work. Within twenty-one (21) calendar days after receipt, Contractor shall submit a written and detailed proposal for an increase or decrease in the Contract Sum or Contract Time for the proposed change. Architect/Engineer shall have twenty one (21) calendar days after receipt of the detailed proposal to respond in writing. The proposal shall include an itemized estimate of all costs and time for performance that will result directly or indirectly from the proposed change. Unless otherwise directed, itemized estimates shall be in sufficient detail to reasonably permit an analysis by Architect/Engineer of all material, labor, equipment, subcontracts, overhead costs and fees, and shall cover all Work involved in the change, whether such Work was deleted, added, changed or impacted. Notwithstanding the request for quotation, Contractor shall carry on the Work and maintain the progress schedule. Delays in the submittal of the written and detailed proposal will be considered non-prejudicial.

5.12 Form of Proposed Changes. The form of all submittals, notices, Change Orders and other documents permitted or required to be used or transmitted under the Contract Documents shall be determined by the Owner. Standard Owner forms shall be utilized.

5.13 Changes to Contract Time. The Contract Time may only be changed pursuant to a Change Order or a written amendment to the Contract Documents. Any claim for an extension or shortening of the Contract Time shall be based on written notice delivered by the party making the claim to the other party. Notice of the extent of the claim with supporting data

shall be delivered within fifteen (15) days from detection or beginning of such occurrence and shall be accompanied by the claimant's written statement that the adjustment claimed is the entire adjustment to which the claimant has reason to believe it is entitled as a result of the occurrence of said event. The Contract time will be extended in an amount equal to time lost due to delays beyond the control of Contractor. Such delays shall include, but not be limited to, acts or neglect by Owner or others performing additional Work; or to fires, floods, epidemics, abnormal weather conditions or acts of God. Failure to deliver a written notice of claim within the requisite 15-day period shall constitute a waiver of the right to pursue said claim.

ARTICLE VI ROLE OF ARCHITECT/ENGINEER

6.1 General.

A. Retaining. The Owner shall retain an Architect/Engineer (whether an individual or an entity) lawfully licensed to practice in Florida. That person or entity is identified as the Architect/Engineer in the Agreement and is referred to throughout the Contract Documents as if singular in number.

B. Duties. Duties, responsibilities and limitations of authority of the Architect/Engineer as set forth in the Contract Documents shall not be restricted, modified or extended without written consent of the Owner and Architect/Engineer. Consent shall not be unreasonably withheld.

C. Termination. If the employment of the Architect/Engineer is terminated, the Owner shall employ a successor Architect/Engineer as to whom the Contractor has no reasonable objection and whose status under the Contract Documents shall be that of the Architect/Engineer.

6.2 Administration. The Architect/Engineer will provide administration of the Agreement as described in the Contract Documents and will be an Owner's representative during construction until the date the Architect/Engineer approves the final Application for Payment. The Architect/Engineer will have authority to act on behalf of the Owner only to the extent provided in the Contract Documents.

A. Site Visits. The Architect/Engineer will visit the site at intervals appropriate to the stage of construction, or as otherwise agreed with the Owner, to become generally familiar with the progress and quality of the portion of the Work complete, and to determine in general if the Work observed is being performed in a manner indicating that the Work, when fully completed, will be in accordance with the Contract Documents. Unless specifically instructed by Owner, the Architect/Engineer will not be required to make exhaustive or continuous on-site inspections to check the quality or quantity of the Work. The Architect/Engineer will not have control over, charge of, or responsibility for, the construction means, methods, techniques, sequences or procedures, or for the safety precautions and programs in connection with the Work, since these are solely the Contractor's rights and responsibilities under the Contract Documents.

B. **Reporting.** On the basis of the site visits, the Architect/Engineer will keep the Owner reasonably informed about the progress and quality of the portion of the Work completed, and report to the Owner (1) known deviations from the Contract Documents and from the most recent construction schedule submitted by the Contractor, and (2) defects and deficiencies observed in the Work. The Architect/Engineer will not be responsible for the Contractor's failure to perform the Work in accordance with the requirements of the Contract Documents. The Architect/Engineer will not have control over or charge of and will not be responsible for acts or omissions of the Contractor, Subcontractors, or their agents or employees, or any other persons or entities performing portions of the Work.

6.3 Interpretation of Project Plans and Specifications. The Architect/Engineer will be the interpreter of the requirements of the Project Plans and Specifications. Upon receipt of comments or objections by Contractor or Owner, the Architect/Engineer will make decisions on all claims, disputes, or other matters pertaining to the interpretation of the Project Plans and Specifications.

6.4 Rejection of Non-Conforming Work. Upon consultation with Owner, the Architect/Engineer shall have the authority to reject Work which does not conform to the Project Plans and Specifications.

6.5 Correction of Work. The Contractor shall promptly correct all Work rejected by the Architect/Engineer for being defective or as failing to conform to the Project Plans and Specifications, whether observed before or after the Substantial Completion Date and whether or not fabricated, installed, or completed. The Contractor shall bear all costs of correcting such rejected Work, including compensation for Architect/Engineer's additional services made necessary thereby.

6.6 Timely Performance of Architect/Engineer. The Contractor shall identify which requests for information or response from the Architect/Engineer have the greatest urgency and those items which require prioritizing in response by the Architect/Engineer. The Contractor shall also identify the preferred time period for response and shall request a response time which is reasonably and demonstrably related to the needs of the Project and Contractor. In the event that Architect/Engineer claims that Contractor's expectations for a response are unreasonable, Owner shall require Architect/Engineer to communicate such claim to Contractor in writing together with the specific time necessary to respond and the date upon which such response will be made. In the event that Contractor believes that Architect/Engineer is not providing timely services or responses, Contractor shall notify Owner of same in writing not less than two (2) weeks before Contractor believes performance or response time from Architect/Engineer is required without risk of delaying the Project.

ARTICLE VII OWNER'S RIGHTS AND RESPONSIBILITIES

7.1 Project Site; Title. The Owner shall provide the lands upon which the Work under the Contract Documents is to be done, except that the Contractor shall provide all necessary additional land required for the erection of temporary construction facilities and storage of his materials, together with right of access to same. The Owner hereby represents to the Contractor that it currently has and will maintain up through and including the Substantial Completion Date, good title to all of the real property constituting the Project Site. Owner agrees to resolve, at its expense, any disputes relating to the ownership and use of the Project Site which might arise during the course of construction.

7.2 Project Plans and Specifications; Architect/Engineer. The parties hereto acknowledge and agree that Owner has previously entered into an agreement with Architect/Engineer. Pursuant to the terms of such agreement, the Architect/Engineer, as an agent and representative of Owner, is responsible for the preparation of Project Plans and Specifications which consist of drawings, specifications, and other documents setting forth in detail the requirements for the construction of the Project. All of such Project Plans and Specifications shall be provided either by Owner or the Architect/Engineer, and Contractor shall be under no obligation to provide same and shall be entitled to rely upon the accuracy and completeness of the Project Plans and Specifications provided by the Architect/Engineer and all preliminary drawings prepared in connection therewith. The Contractor will be furnished a reproducible set of all drawings and specifications reasonably necessary for the performance of Contractor's services hereunder and otherwise ready for printing. The Contractor shall be notified of any written modification in the agreement between Owner and Architect/Engineer.

7.3 Surveys; Soil Tests and Other Project Site Information. Owner shall be responsible for providing a legal description and certified land survey of the Project Site in a form and content and with such specificity as may be required by the Architect/Engineer and Contractor to perform their services. To the extent deemed necessary by Owner and Architect/Engineer, and solely at Owner's expense, Owner may engage the services of a geotechnical consultant to perform test borings and other underground soils testing as may be deemed necessary by the Architect/Engineer or the Contractor. Contractor shall not be obligated to provide such surveys or soil tests and shall be entitled to rely upon the accuracy and completeness of the information provided; subject, however, to the provisions of Section 2.4.S hereof. Owner shall provide Contractor, as soon as reasonably possible following the execution of the Contract Documents, all surveys or other survey information in its possession describing the physical characteristics of the Project Site, together with soils reports, subsurface investigations, utility locations, deed restrictions, easements, and legal descriptions then in its possession or control. Upon receipt of all surveys, soils tests, and other Project Site information, Contractor shall promptly advise Owner of any inadequacies in such information and of the need for any additional surveys, soils or subsoil tests. In performing this Work, Contractor shall use the standard of care of experienced contractors and will use its best efforts timely to identify all problems or omissions. Owner shall not be responsible for any delay or damages to the Contractor for any visible or disclosed site conditions or disclosed deficiencies in the Project Site which should have been identified by Contractor and corrected by Owner prior to the execution of the Contract Documents.

7.4 Information; Communication; Coordination. The Owner's Project Representative shall examine any documents or requests for information submitted by the Contractor and shall advise Contractor of Owner's decisions pertaining thereto within a reasonable period of time to avoid unreasonable delay in the progress of the Contractor's services. Contractor shall indicate if any such documents or requests warrant priority consideration. However, decisions pertaining to approval of the Project Schedule as it relates to the date of Substantial Completion, the Project Cost, Contractor's compensation, approving or changing the Contract Sum shall only be effective when approved by Owner in the form of a written Change Order or amendment to the Contract Documents. Owner reserves the right to designate a different Owner's Project Representative provided Contractor is notified in writing of any such change. Owner and Architect/Engineer may communicate with Subcontractors, materialmen, laborers, or suppliers engaged to perform services on the Project, but only for informational purposes. Neither the Owner nor the Architect/Engineer shall attempt to direct the Work of or otherwise interfere with any Subcontractor, materialman, laborer, or supplier, or otherwise interfere with the Work of the Contractor. Owner shall furnish the data required of Owner under the Contract Documents promptly.

7.5 Governmental Body. The Contractor recognizes that the Owner is a governmental body with certain procedural requirements to be satisfied. The Contractor has and will make reasonable allowance in its performance of services for such additional time as may be required for approvals and decisions by the Owner and any other necessary government agency.

7.6 Pre-Completion Acceptance. The Owner shall have the right to take possession of and use any completed portions of the Work, although the time for completing the entire Work or such portions may not have expired, but such taking possession and use shall not be deemed an acceptance of any Work not completed in accordance with the Contract Documents.

7.7 Ownership and Use of Drawings, Specifications and Other Instruments of Service.

- (1) The Architect/Engineer and the Architect/Engineer's consultants shall be deemed the authors and owners of their respective instruments of service, including the Project Plans and Specifications, and will retain all common law, statutory and other reserved rights, including copyrights. The Contractor, Subcontractors, Sub-subcontractors, and material or equipment suppliers shall not own or claim a copyright in the instruments of service. Submittal or distribution to meet official regulatory requirements or for other purposes in connection with this Project is not to be constructed as publication in derogation of the Architect/Engineer's or Architect/Engineer's consultants' reserved rights.
- (2) The Contractor, Subcontractors, Sub-subcontractors and material or equipment suppliers are authorized to use and reproduce the drawings and specifications provided to them solely and exclusively for execution of the Work. All copies made under this authorization shall bear the copyright notice, if any, shown on the Project Plans and Specifications or other instruments of service. The Contractor, Subcontractors, Sub-subcontractors, and material or equipment suppliers may not use the

drawings or specifications on other projects or for additions to this Project outside the scope of the Work without the specific written consent of the Owner, Architect/Engineer and the Architect/Engineer's consultants.

7.8 Owner's Project Representative. Owner's Project Representative is Owner's Agent, who will act as directed by and under the supervision of the Owner, and who will confer with Owner/Architect/Engineer regarding his actions. The Owner's Project Representative's dealings in matters pertaining to the on-site Work shall, in general, be only with the Owner/Architect/Engineer and Contractor and dealings with Subcontractors shall only be through or with the full knowledge of Contractor.

A. Responsibilities. Except as otherwise instructed in writing by Owner, the Owner's Project Representative will:

- (1) Attend preconstruction conferences; arrange a schedule of progress meetings and other job conferences as required in consultation with Owner/Architect/Engineer and notify those expected to attend in advance; and attend meetings and maintain and circulate copies of minutes thereof;
- (2) Serve as Owner/Architect/Engineer's liaison with Contractor, working principally through Contractor's superintendent, to assist in understanding the intent of the Contract Documents. As requested by Owner/Architect/Engineer, assist in obtaining additional details or information when required at the job site for proper execution of the Work;
- (3) Report to Owner/Architect/Engineer whenever he believes that any Work is unsatisfactory, faulty or defective or does not conform to the Contract Documents;
- (4) Accompany visiting inspectors representing public or other agencies having jurisdiction over the project; record the outcome of these inspections and report to Owner/Architect/Engineer;
- (5) Review applications for payment with Contractor for compliance with the established procedure for their submission and forward them with recommendations to Owner/Architect/Engineer; and
- (6) Perform those duties as set forth elsewhere within the Contract Documents.

B. Limitations. Except upon written instructions of Owner, Owner's Project Representative shall not:

- (1) Authorize any deviation from the Contract Documents or approve any substitute materials or equipment;

- (2) Exceed limitations on Owner/Architect/Engineer's authority as set forth in the Contract Documents;
- (3) Undertake any of the responsibilities of Contractor, Subcontractors or Contractor's superintendent, or expedite the Work;
- (4) Advise on or issue directions relative to any aspect of the means, methods, techniques, sequences or procedures of construction unless such is specifically called for in the Contract Documents;
- (5) Advise on or issue directions as to safety precautions and programs in connection with the Work;
- (6) Authorize Owner to occupy the project in whole or in part; or
- (7) Participate in specialized field or laboratory tests.

ARTICLE VIII RESOLUTION OF DISAGREEMENTS; CLAIMS FOR COMPENSATION

8.1 Owner to Decide Disputes. The Owner shall reasonably decide all questions and disputes, of any nature whatsoever, that may arise in the execution and fulfillment of the services provided for under the Contract Documents, in accordance with the Procurement Ordinance.

8.2 Finality. The decision of the Owner upon all claims, questions, disputes and conflicts shall be final and conclusive, and shall be binding upon all parties to the Contract Documents, subject to judicial review as provided in Section 8.5 below.

8.3 No Damages for Delay. If at any time Contractor is delayed in the performance of Contractor's responsibilities under the Contract Documents as the result of a default or failure to perform in a timely manner by Owner or Owner's agents or employees, Contractor shall not be entitled to any damages except for compensation specifically authorized in Article III. Contractor's sole remedy will be a right to extend the time for performance. Nothing herein shall preclude Contractor from any available remedy against any responsible party other than Owner. Contractor shall be responsible for liquidated damages for delay pursuant to Section 3 of the Agreement.

8.4 Permitted Claims Procedure. Where authorized or permitted under the Contract Documents, all claims for additional compensation by Contractor, extensions of time affecting the Substantial Completion Date, for payment by the Owner of costs, damages or losses due to casualty, Force Majeure, Project Site conditions or otherwise, shall be governed by the following:

- (1) All claims must be submitted as a request for Change Order in the manner as provided in Article V.

- (2) The Contractor must submit a notice of claim to Owner's Project Representative and to the Architect/Engineer within fifteen (15) days of when the Contractor was or should have been aware of the fact that an occurrence was likely to cause delay or increased costs. Failure to submit a claim within the requisite 15-day period shall constitute a waiver of the right to pursue said claim.
- (3) Within twenty (20) days of submitting its notice of claim, the Contractor shall submit to the Owner's Project Representative its request for Change Order, which shall include a written statement of all details of the claim, including a description of the Work affected.
- (4) After receipt of a request for Change Order, the Owner's Project Representative, in consultation with the Architect/Engineer, shall deliver to the Contractor, within twenty (20) days after receipt of request, its written response to the claim.
- (5) In the event the Owner and Contractor are unable to agree on the terms of a Change Order, the Owner shall have the option to instruct the Contractor to proceed with the Work. In that event, the Owner shall agree to pay for those parts of the Work, the scope and price of which are not in dispute. The balance of the disputed items in the order to proceed will be resolved after completion of the Work, based upon completed actual cost.
- (6) The rendering of a decision by Owner with respect to any such claim, dispute or other matter (except any which have been waived by the making or acceptance of final payment) will be a condition precedent to any exercise by Owner or Contractor of such right or remedies as either may otherwise have under the Contract Documents or by laws or regulations in respect of any such claim, dispute or other matter.

8.5 Contract Claims and Disputes. After completion of the process set forth in Section 8.4 above, any unresolved dispute under this Agreement shall be decided by the Purchasing Official in accordance with Section 2-26-63 of the Manatee County Code of Laws, subject to an administrative hearing process as provided in Section 2-26-64. The decision of the Board of County Commissioners in accordance with Section 2-26-64 of the Manatee County Code of Laws shall be the final and conclusive County decision subject to exclusive judicial review in circuit court by a petition for certiorari.

8.6 Claims for Consequential Damages. The Contractor and Owner waive claims against each other for consequential damages arising out of or relating to this Contract. This mutual waiver includes:

- (1) damages incurred by the Owner for rental expenses, for losses of use, income, profit, financing, business and reputation, and for loss of management or employee productivity or of the services of such persons; and

- (2) damages incurred by the Contractor for principal office expenses including the compensation of personnel stationed there, for losses of financing, business and reputation, and for loss of profit except anticipated profit arising directly from the work.

This mutual waiver is applicable, without limitation, to all consequential damages due to either party's termination in accordance with Article XIV. Nothing contained in this Section 8.6 shall be deemed to preclude an award of liquidated direct damages, when applicable, in accordance with the requirements of the Contract Documents.

ARTICLE IX INDEMNITY

9.1 Indemnity.

A. Indemnification Generally. To the fullest extent permitted by law, the Contractor shall indemnify and hold harmless the Owner, Architect/Engineer, Architect/Engineer's consultants, and agents and employees of any of them from and against claims, damages, losses and expenses, including but not limited to attorney's fees, arising out of or resulting from performance of the Work, provided that such claim, damage, loss or expense is attributable to bodily injury, sickness, disease or death, or to injury to or destruction of tangible property (other than the Work itself), but only to the extent caused by the negligent acts or omissions of the Contractor, a Subcontractor or anyone directly or indirectly employed by them or anyone for whose acts they may be liable, regardless of whether such claim, damage, loss or expense is caused in part by a party indemnified hereunder. Such obligation shall not be construed to negate, abridge, or reduce other rights or obligations of indemnity which would otherwise exist as to a party or person described in this Section 9.1.

B. Claims by Employees. In claims against any person or entity indemnified under this Section 9.1 by an employee of the Contractor, a Subcontractor, anyone directly or indirectly employed by them or anyone for whose acts they may be liable, the indemnification obligation under Section 9.1.A. shall not be limited by a limitation on amount or type of damages, compensation or benefits payable by or for the Contractor or a Subcontractor under workers' compensation acts, disability benefit acts or other employee benefit acts.

9.2 Duty to Defend. The Contractor shall defend the Owner in any action, lawsuit mediation or arbitration arising from the alleged negligence, recklessness or intentionally wrongful conduct of the Contractor and other persons employed or utilized by the Contractor in the performance of the Work. So long as Contractor, through its own counsel, performs its obligation to defend the Owner pursuant to this Section, Contractor shall not be required to pay the Owner's costs associated with the Owner's participation in the defense.

ARTICLE X

ACCOUNTING RECORDS; OWNERSHIP OF DOCUMENTS

10.1 Accounting Records. Records of expenses pertaining to all services performed shall be kept in accordance with generally accepted accounting principles and procedures.

10.2 Inspection and Audit. The Contractor's records shall be open to inspection and subject to examination, audit, and/or reproduction during normal working hours by the Owner's agent or authorized representative to the extent necessary to adequately permit evaluation and verification of any invoices, payments or claims submitted by the Contractor or any of its payees during the performance of the Work. These records shall include, but not be limited to, accounting records, written policies and procedures, Subcontractor files (including proposals of successful and unsuccessful bidders), original estimates, estimating worksheets, correspondence, Change Order files (including documentation covering negotiated settlements), and any other supporting evidence necessary to substantiate charges related to the Contract Documents. They shall also include, but not be limited to, those records necessary to evaluate and verify direct and indirect costs (including overhead allocations) as they may apply to costs associated with the Contract Documents. For the purpose of such audits, inspections, examinations and evaluations, the Owner's agent or authorized representative shall have access to said records from the effective date of the Contract Documents, for the duration of Work, and until three (3) years after the date of final payment by the Owner to the Contractor pursuant to the Contract Documents.

10.3 Access. The Owner's agent or authorized representative shall have access to the Contractor's facilities and all necessary records in order to conduct audits in compliance with this Article. The Owner's agent or authorized representative shall give the Contractor reasonable advance notice of intended inspections, examinations, and/or audits.

10.4 Ownership of Documents. Upon completion or termination of the Contract Documents, all records, documents, tracings, plans, specifications, maps, evaluations, reports, transcripts and other technical data, other than working papers, prepared or developed by the Contractor under the Contract Documents shall be delivered to and become the property of the Owner. The Contractor at its own expense may retain copies for its files and internal use.

ARTICLE XI

PUBLIC CONTRACT LAWS

11.1 Equal Opportunity Employment.

A. Employment. The Contractor shall not discriminate against any employee or applicant for employment because of race, creed, sex, color, national origin, disability or age, and will take affirmative action to insure that all employees and applicants are afforded equal

employment opportunities without discrimination because of race, creed, sex, color, national origin, disability or age. Such action will be taken with reference to, but shall not be limited to, recruitment, employment, job assignment, promotion, upgrading, demotion, transfer, layoff or termination, rates of training or retraining, including apprenticeship and on-the-job training.

B. Participation. No person shall, on the grounds of race, creed, sex, color, national origin, disability or age, be excluded from participation in, be denied the proceeds of, or be subject to discrimination in the performance of the Agreement.

11.2 Immigration Reform and Control Act of 1986. Contractor acknowledges that it is responsible for complying with the provisions of the Immigration Reform and Control Act of 1986, located at 8 U.S.C. Section 1324, et seq., and regulations relating thereto. Failure to comply with the above statutory provisions shall be considered a material breach and shall be grounds for immediate termination of this Agreement.

11.3 No Conflict of Interest. The Contractor warrants that it has not employed or retained any company or person, other than a bona fide employee working solely for the Contractor to solicit or secure the Contract Documents, and that it has not paid or agreed to pay any person, company, corporation, individual, or firm other than a bona fide employee working solely for the Contractor, any fee, commission, percentage, gift or any other consideration, contingent upon or resulting from the award or making of the Contract Documents.

A. No Interest in Business Activity. By accepting award of this Contract, the Contractor, which shall include its directors, officers and employees, represents that it presently has no interest in and shall acquire no interest in any business or activity which would conflict in any manner with the performance of services required hereunder, including without limitation as described in the Contractor's own professional ethical requirements. An interest in a business or activity which shall be deemed a conflict includes but is not limited to direct financial interest in any of the material and equipment manufacturers, suppliers, distributors, or contractors who will be eligible to supply material and equipment for the Project for which the Contractor is furnishing its services required hereunder.

B. No Appearance of Conflict. The Contractor shall not knowingly engage in any contractual or professional obligations that create an appearance of a conflict of interest with respect to the services provided pursuant to the Contract Documents. The Contractor has provided the Affidavit of No Conflict, incorporated into the Contract Documents as Exhibit "C", as a material inducement for Owner entering into the Contract Documents. If, in the sole discretion of the County Administrator or designee, a conflict of interest is deemed to exist or arise during the term of the County Administrator or designee may cancel this Agreement, effective upon the date so stated in a written notice of cancellation, without penalty to the Owner.

11.4 Truth in Negotiations. By execution of the Contract Documents, the Contractor certifies to truth-in-negotiations and that wage rates and other factual unit costs supporting the compensation are accurate, complete and current at the time of contracting. Further, the original Contract Sum and any additions thereto shall be adjusted to exclude any significant sums where the Owner determines the Contract Sum was increased due to inaccurate, incomplete or non-current wage rates and other factual unit costs. Such adjustments must be made within one (1) year after final payment to the Contractor.

11.5 Public Entity Crimes. The Contractor is directed to the Florida Public Entity Crimes Act, Section 287.133, Florida Statutes, specifically section 2(a), and the Owner's requirement that the Contractor comply with it in all respects prior to and during the term of the Agreement.

ARTICLE XII FORCE MAJEURE, FIRE OR OTHER CASUALTY

12.1 Force Majeure.

A. Unavoidable Delays. Delays in any performance by any party contemplated or required hereunder due to fire, flood, sinkhole, earthquake or hurricane, acts of God, unavailability of materials, equipment or fuel, war, declaration of hostilities, revolt, civil strife, altercation or commotion, strike, labor dispute, or epidemic, archaeological excavation, lack of or failure of transportation facilities, or any law, order, proclamation, regulation, or ordinance of any government or any subdivision thereof, or for any other similar cause to those enumerated, beyond the reasonable control and which with due diligence could not have been reasonably anticipated, shall be deemed to be events of Force Majeure and any such delays shall be excused. In the event such party is delayed in the performance of any Work or obligation pursuant to the Contract Documents for any of the events of Force Majeure stated in this Section 12.1, the date for performance required or contemplated by the Contract Documents shall be extended by the number of calendar days such party is actually delayed

B. Concurrent Contractor Delays. If a delay is caused for any reason provided in 12.1.A. or as a result of an extension of time provided by Change Order, and during the same time period a delay is caused by Contractor, the date for performance shall be extended as provided in 12.1.A. but only to the extent the time is or was concurrent.

C. Notice; Mitigation. The party seeking excuse for nonperformance on the basis of Force Majeure shall give written notice to the Owner, if with respect to the Contractor, or to the Contractor if with respect to the Owner, specifying its actual or anticipated duration. Each party seeking excuse from nonperformance on the basis of Force Majeure shall use its best efforts to rectify any condition causing a delay and will cooperate with the other party, except that neither party shall be obligated to incur any unreasonable additional costs and expenses to overcome any loss of time that has resulted.

12.2 Casualty; Actions by Owner and Contractor. During the construction period, if the Project or any part thereof shall have been damaged or destroyed, in whole or in part, the Contractor shall promptly make proof of loss; and Owner and Contractor shall proceed promptly to collect, or cause to be collected, all valid claims which may have arisen against insurers or others based upon such damage or destruction. The Contractor shall diligently assess the damages or destruction and shall prepare an estimate of the cost, expenses, and other charges, including normal and ordinary compensation to the Contractor, necessary for reconstruction of the Project substantially in accordance with the Project Plans and Specifications. Within fifteen (15) days following satisfaction of the express conditions described in subsections (1), (2) and (3) below, the Contractor covenants and agrees diligently to commence reconstruction and to

complete the reconstruction or repair of any loss or damage by fire or other casualty to the Project to substantially the same size, floor area, cubic content, and general appearance as prior to such loss or damage:

- (1) Receipt by the Owner or the trustee of the proceeds derived from collection of all valid claims against insurers or others based upon such damage or destruction, and receipt of other sums from any source such that the funds necessary to pay the Project Cost and any additions to the Project Cost necessitated for repair or reconstruction are available;
- (2) Written agreement executed by the Contractor and the Owner, by amendment to the Contract Documents or otherwise, authorizing and approving the repair or reconstruction and any additions to the Project Cost necessitated thereby, including any required adjustment to the Contract Sum; and
- (3) Final approval by the Owner of the Project Plans and Specifications for such repair or reconstruction and issuance of any required building permit.

12.3 Approval of Plans and Specifications. The Owner agrees to approve the plans and specifications for such reconstruction or repair if the reconstruction or repair contemplated by such plans and specifications is economically feasible, and will restore the Project, or the damaged portion thereof, to substantially the same condition as prior to such loss or damage, and such plans and specifications conform to the applicable laws, ordinances, codes, and regulations. The Owner agrees that all proceeds of any applicable insurance or other proceeds received by the Owner or the Contractor as a result of such loss or damage shall be used for payment of the costs, expenses, and other charges of the reconstruction or repair of the Project.

12.4 Notice of Loss or Damage. The Contractor shall promptly give the Owner written notice of any significant damage or destruction to the Project, defined as loss or damage which it is contemplated by Contractor will increase the Contract Sum or extend the Substantial Completion Date, stating the date on which such damage or destruction occurred, the then expectations of Contractor as to the effect of such damage or destruction on the use of the Project, and the then proposed schedule, if any, for repair or reconstruction of the Project. Loss or damage which the Contractor determines will not affect the Contract Sum or Substantial Completion Date will be reported to Owner and Architect/Engineer immediately, and associated corrective actions will be undertaken without delay.

ARTICLE XIII REPRESENTATIONS, WARRANTIES AND COVENANTS

13.1 Representations and Warranties of Contractor. The Contractor represents and warrants to the Owner that each of the following statements is presently true and accurate:

A. The Contractor is a construction company, organized under the laws of the State of _____, authorized to transact business in the State of Florida, with _____ as the primary qualifying agent. Contractor has all requisite power and authority to carry on its business as now conducted, to own or hold its properties, and to enter into and perform its obligations hereunder and under each instrument to which it is or will be a party, and is in good standing in the State of Florida.

B. Each Contract Document to which the Contractor is or will be a party constitutes, or when entered into will constitute, a legal, valid, and binding obligation of the Contractor enforceable against the Contractor in accordance with the terms thereof, except as such enforceability may be limited by applicable bankruptcy, insolvency, or similar laws from time to time in effect which affect creditors' rights generally and subject to usual equitable principles in the event that equitable remedies are involved.

C. There are no pending or, to the knowledge of the Contractor, threatened actions or proceedings before any court or administrative agency, within or without the State of Florida, against the Contractor or any partner, officer, or agent of the Contractor which question the validity of any document contemplated hereunder, or which are likely in any case, or in the aggregate, to materially adversely affect the consummation of the transactions contemplated hereunder, or materially adversely affect the financial condition of the Contractor.

D. The Contractor has filed or caused to be filed all federal, state, local, or foreign tax returns, if any, which were required to be filed by the Contractor, and has paid, or caused to be paid, all taxes shown to be due and payable on such returns or on any assessments levied against the Contractor.

E. Neither Contractor nor any agent or person employed or retained by Contractor has acted fraudulently or in bad faith or in violation of any statute or law in the procurement of this Agreement.

F. The Contractor shall timely fulfill or cause to be fulfilled all of the terms and conditions expressed herein which are within the control of the Contractor or which are the responsibility of the Contractor to fulfill. The Contractor shall be solely responsible for the means and methods of construction.

G. It is recognized that neither the Architect/Engineer, the Contractor, nor the Owner has control over the cost of labor, materials, or equipment, over a Subcontractor's methods of determining bid prices, or over competitive bidding, market, or negotiating conditions.

H. During the term of the Contract Documents, and the period of time that the obligations of the Contractor under the Contract Documents shall be in effect, the Contractor shall cause to occur and to continue to be in effect those instruments, documents, certificates, and events contemplated by the Contract Documents that are applicable to, and the responsibility of, the Contractor.

I. The Contractor shall assist and cooperate with the Owner and shall accomplish the construction of the Project in accordance with the Contract Documents and the

Project Plans and Specifications, and will not knowingly violate any laws, ordinances, rules, regulations, or orders that are or will be applicable thereto.

J. Contractor warrants and guarantees to Owner that all Work will be in accordance with the Contract Documents and will not be defective, and that Owner, representatives of Owner, governmental agencies with jurisdictional interests will have access to the Work at reasonable time for their observation, inspecting and testing. Contractor shall give Architect/Engineer timely notice of readiness of the Work for all required approvals and shall assume full responsibility, including costs, in obtaining required tests, inspections, and approval certifications and/or acceptance, unless otherwise stated by Owner.

K. If any Work (including Work of others) that is to be inspected, tested, or approved is covered without written concurrence of Architect/Engineer, it must, if requested by Architect/Engineer, be uncovered for observation. Such uncovering shall be at Contractor's expense unless Contractor has given Architect/Engineer timely notice of Contractor's intention to cover the same and Architect/Engineer has not acted with reasonable promptness in response to such notice. Neither observations by Architect/Engineer nor inspections, tests, or approvals by others shall relieve Contractor from Contractor's obligations to perform the Work in accordance with the Contract Documents.

L. If the Work is defective, or Contractor fails to supply sufficient skilled workers, or suitable materials or equipment, or fails to furnish or perform the Work in such a way that the completed Work will conform to the Contract Documents, Owner may order Contractor to stop the Work, or any portion thereof and terminate payments to the Contractor until the cause for such order has been eliminated. Contractor shall bear all direct, indirect and consequential costs for satisfactory reconstruction or removal and replacement with non-defective Work, including, but not limited to fees and charges of Architect/Engineers, attorneys and other professionals and any additional expenses experienced by Owner due to delays to other Contractors performing additional Work and an appropriate deductive change order shall be issued. Contractor shall further bear the responsibility for maintaining the schedule and shall not be entitled to an extension of the Contract Time or the recovery of delay damages due to correcting or removing defective Work.

M. If Contractor fails within seven (7) days after written notice to correct defective Work, or fails to perform the Work in accordance with the Contract Documents, or fails to comply with any other provision of the Contract Documents, Owner may correct and remedy any such deficiency to the extent necessary to complete corrective and remedial action. Owner may exclude Contractor from all or part of the site, take possession of all or part of the Work, Contractor's tools, construction equipment and machinery at the site or for which Owner has paid Contractor but which are stored elsewhere. All direct and indirect costs of Owner in exercising such rights and remedies will be charged against Contractor in an amount approved as to reasonableness by Architect/Engineer and a Change Order will be issued incorporating the necessary revisions.

N. If within three (3) years after the Substantial Completion Date or such longer period of time as may be prescribed by laws or regulations or by the terms of any applicable special guarantee required by the Contract Documents, any Work is found to be defective, Contractor shall promptly, without cost to Owner and in accordance with Owner's

written instructions, either correct such defective Work or if it has been rejected by Owner, remove it from the site and replace it with non-defective Work. If Contractor does not promptly comply with the terms of such instruction, Owner may have the defective Work corrected/removed and all direct, indirect and consequential costs of such removal and replacement will be paid by Contractor. Failing payment by the Contractor and notwithstanding any other provisions of the Contract Documents to the contrary, Owner shall have the right to bring a direct action in the Circuit Court to recover such costs.

13.2 Representations of the Owner. To the extent permitted by law, the Owner represents to the Contractor that each of the following statements is presently true and accurate:

A. The Owner is a validly existing political subdivision of the State of Florida.

B. The Owner has all requisite corporate or governmental power and authority to carry on its business as now conducted and to perform its obligations under the Contract Documents and each Contract Document contemplated hereunder to which it is or will be a party.

C. The Contract Documents and each Contract Document contemplated hereby to which the Owner is or will be a party has been duly authorized by all necessary action on the part of, and has been or will be duly executed and delivered by, the Owner, and neither the execution and delivery thereof nor compliance with the terms and provisions thereof or hereof: (a) requires the approval and consent of any other person or party, except such as have been duly obtained or as are specifically noted herein; (b) contravenes any existing law, judgment, governmental rule, regulation or order applicable to or binding on the Owner; or (c) contravenes or results in any breach of, default under, or result in the creation of any lien or encumbrance upon the Owner under any indenture, mortgage, deed of trust, bank loan, or credit agreement, the charter, ordinances, resolutions, or any other agreement or instrument to which the Owner is a party, specifically including any covenants of any bonds, notes, or other forms of indebtedness of the Owner outstanding on the date of the Contract Documents.

D. The Contract Documents and each document contemplated hereby to which the Owner is or will be a party constitutes, or when entered into will constitute, a legal, valid, and binding obligation of the Owner enforceable against the Owner in accordance with the terms thereof, except as such enforceability may be limited by applicable bankruptcy, insolvency, or similar laws from time to time in effect which affect creditors' rights generally, and subject to usual equitable principles in the event that equitable remedies are involved.

E. There are no pending or, to the knowledge of the Owner, threatened actions or proceedings before any court or administrative agency against the Owner which question the validity of the Contract Documents or any document contemplated hereunder, or which are likely in any case or in the aggregate to materially adversely affect the consummation of the transactions contemplated hereunder or the financial or corporate condition of the Owner.

F. The Owner shall use due diligence to timely fulfill or cause to be fulfilled all of the conditions expressed in the Contract Documents which are within the control of the Owner or which are the responsibility of the Owner to fulfill.

G. During the pendency of the Work and while the obligations of the Owner under the Contract Documents shall be in effect, the Owner shall cause to occur and to continue to be in effect and take such action as may be necessary to enforce those instruments, documents, certificates and events contemplated by the Contract Documents that are applicable to and the responsibility of the Owner.

H. The Owner shall assist and cooperate with the Contractor in accomplishing the construction of the Project in accordance with the Contract Documents and the Project Plans and Specifications, and will not knowingly violate any laws, ordinances, rules, regulations, orders, contracts, or agreements that are or will be applicable thereto or, to the extent permitted by law, enact or adopt any resolution, rule, regulation, or order, or approve or enter into any contract or agreement, including issuing any bonds, notes, or other forms of indebtedness, that will result in the Contract Documents or any part thereof, or any other instrument contemplated by and material to the timely and effective performance of a party's obligations hereunder, to be in violation thereof.

ARTICLE XIV TERMINATION AND SUSPENSION

14.1 Termination for Cause by Owner. This Agreement may be terminated by Owner upon written notice to the Contractor should Contractor fail substantially to perform a material obligation in accordance with the terms of the Contract Documents through no fault of the Owner. In the event Owner terminates for cause and it is later determined by a court of competent jurisdiction that such termination for cause was not justified, then in such event such termination for cause shall automatically be converted to a termination without cause pursuant to Section 14.2.

A. Nonperformance. If the Contractor fails to timely perform any of his obligations under the Contract Documents, including any obligation the Contractor assumes to perform Work with his own forces, or if it persistently or repeatedly refuses or fails, except in case for which extension of time is provided, to supply enough properly skilled workmen or proper materials, or fails, without being excused, to maintain an established schedule (failure to maintain schedule shall be defined as any activity that falls thirty (30) days or more behind schedule) which has been adopted by the Construction Team, or it fails to make prompt payment to Subcontractors for materials or labor, or disregards laws, rules, ordinances, regulations, or orders of any public authority having jurisdiction, or otherwise is guilty of substantial violations of the Agreement the Owner may, after seven (7) days written notice, during which period the Contractor fails to perform such obligation, make good such deficiencies and perform such actions. The Contract Sum, or the actual Cost of the Project, whichever is less, shall be reduced by the cost to the Owner of making good such deficiencies, and the Contractor's compensation shall be reduced by an amount required to manage the making good of such deficiencies. Provided, however, nothing contained herein shall limit or preclude Owner from pursuing additional damages from Contractor as a result of its breach.

B. Insolvency. If the Contractor is adjudged bankrupt, or if it makes a general assignment for the benefit of its creditors, or if a receiver is appointed on account of its

insolvency, then the Owner may, without prejudice to any other right or remedy, and after giving the Contractor and its surety, if any, fourteen (14) days written notice, and during which period the Contractor fails to cure the violation, terminate the Agreement. In such case, the Contractor shall not be entitled to receive any further payment. Owner shall be entitled to recover all costs and damages arising as a result of failure of Contractor to perform as provided in the Contract Documents, as well as reasonable termination expenses, and costs and damages incurred by the Owner may be deducted from any payments left owing the Contractor.

C. Illegality. Owner may terminate the Agreement if Contractor disregards laws or regulations of any public body having jurisdiction.

D. Rights of Owner. The Owner may, after giving Contractor (and the Surety, if there is one) seven (7) days written notice, terminate the services of Contractor for cause; exclude Contractor from the Project site and take possession of the Work and of all Contractor's tools, construction equipment and machinery at the Project site and use the same to the full extent they could be used (without liability to Contractor for trespass or conversion); incorporate in the Work all materials and equipment stored at the Project site or for which Owner has paid Contractor but which are stored elsewhere, and finish the Work as Owner may deem expedient. In such case, Contractor shall not be entitled to receive any further payment beyond an amount equal to the value of material and equipment not incorporated in the Work, but delivered and suitably stored, less the aggregate of payments previously made. If the direct and indirect costs of completing the Work exceed the unpaid balance of the Contract Sum, Contractor shall pay the difference to Owner. Such costs incurred by Owner shall be verified by Owner in writing; but in finishing the Work, Owner shall not be required to obtain the lowest quote for the Work performed. Contractor's obligations to pay the difference between such costs and such unpaid balance shall survive termination of the Agreement. In such event and notwithstanding any other provisions of the Contract Documents to the contrary, Owner shall be entitled to bring a direct action in the Circuit Court to recover such costs.

14.2 Termination without Cause by Owner. The Owner, through its County Administrator or designee, shall have the right to terminate the Agreement, in whole or in part, without cause upon sixty (60) calendar days' written notice to the Contractor. In the event of such termination for convenience, the Owner shall compensate Contractor for payments due through the date of termination, and one subsequent payment to cover costs of Work performed through the date of termination, subject to the terms and conditions of Section 3.1. The Contractor shall not be entitled to any other further recovery against the Owner, including, but not limited to, anticipated fees or profit on Work not required to be performed, or consequential damages or costs resulting from such termination.

A. Release of Contractor. As a condition of Owner's termination rights provided for in this subsection, Contractor shall be released and discharged from all obligations arising by, through, or under the terms of the Contract Documents, and the Payment and Performance Bond shall be released. Owner shall assume and become responsible for the reasonable value of Work performed by Subcontractors prior to termination plus reasonable direct close-out costs, but in no event shall Subcontractors be entitled to unabsorbed overhead, anticipatory profits, or damages for early termination.

B. Waiver of Protest. Contractor hereby waives any right to protest the exercise by Owner of its rights under this Section that may apply under the Procurement Ordinance.

14.3 Suspension without Cause. Owner may, at any time and without cause, suspend the Work or any portion thereof for a period of not more than ninety (90) days by written notice to Contractor, which will fix the date on which Work will be resumed. Contractor shall be allowed an increase in the Contract Sum or an extension of the Contract Time, or both, directly attributable to any suspension if Contractor makes an approved claim therefor.

14.4 Termination Based Upon Abandonment, Casualty or Force Majeure. If, after the construction commencement date (i) Contractor abandons the Project (which for purposes of this paragraph shall mean the cessation of all construction and other activities relating to the Project, excluding those which are necessary to wind down or otherwise terminate all outstanding obligations with respect to the Project, and no recommencement of same within one hundred twenty (120) days following the date of cessation), or (ii) the Project is stopped for a period of thirty (30) consecutive days due to an instance of Force Majeure or the result of a casualty resulting in a loss that cannot be corrected or restored within one hundred twenty (120) days (excluding the time required to assess the damage and complete the steps contemplated under Section 12.2), the Owner shall have the right to terminate the Agreement and pay the Contractor its compensation earned or accrued to date.

14.5 Vacation of Project Site; Delivery of Documents. Upon termination by Owner pursuant to Section 14.2 or 14.4, Contractor shall withdraw its employees and its equipment, if any, from the Project Site on the effective date of the termination as specified in the notice of termination (which effective date shall not be less than two (2) working days after the date of delivery of the notice), regardless of any claim the Contractor may or may not have against the Owner. Upon termination, the Contractor shall deliver to the Owner all original papers, records, documents, drawings, models and other material set forth and described in the Contract Documents.

14.6 Termination by the Contractor. If, through no act or fault of Contractor, the Work is suspended for a period of more than ninety (90) consecutive days by Owner or under an order of court or other public authority, or Owner fails to act on any Application for Payment or fails to pay Contractor any sum finally determined to be due; then Contractor may, upon fourteen (14) days written notice to Owner terminate the Agreement and recover from Owner payment for all Work executed, any expense sustained plus reasonable termination expenses. In lieu of terminating the Agreement, if Owner has failed to act on any Application for Payment or Owner has failed to make any payment as aforesaid, Contractor may upon fourteen (14) days written notice to Owner stop the Work until payment of all amounts then due.

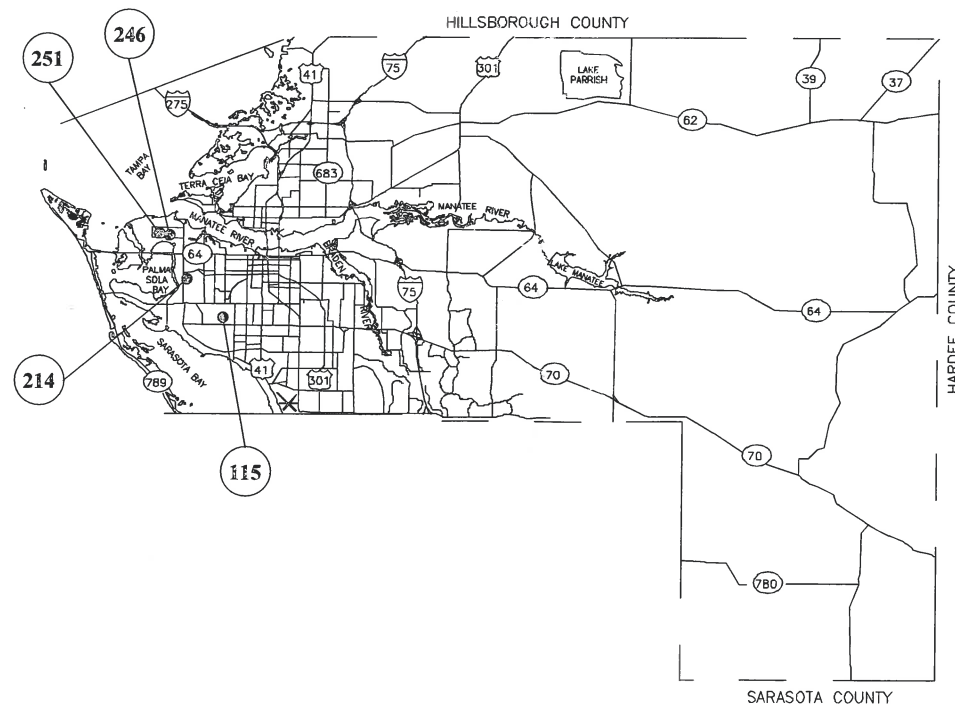
COPYRIGHT 2010 MANATEE COUNTY GOVERNMENT | SANITARY ENGINEERING, SHOWN | L.S. Upgrade W.S. R&R 2015 Group 1 | 10/27/2016 1:08 PM | 11x17 | 1:1, ANSI full bleed B (17.00 x 11.00 inches)



SATELLITE LIFT STATION R&R 2015 GROUP 1 402-0019707 / 5001301

APRIL 2016

L.S. NAME/NO.	RTU #	ADDRESS	PROJECT JL NO.
WILDWOOD SPRINGS 2	115	3985 OAK VIEW DR, BRADENTON	402-5135080
PALMA SOLA WOODS 1	214	2002 75TH ST W., BRADENTON	402-5135180
AZALEA PARK	246	903 87TH ST NW, BRADENTON	402-0019707/5005118
HAWTHORN PARK	251	1202 92ND ST NW, BRADENTON	402-5135280



PROJECT DESCRIPTION

REHABILITATE SEWAGE LIFT STATIONS TO REDUCE RISK TO PUBLIC HEALTH AND ENVIRONMENTAL POLLUTION. THE WORK SHALL CONSIST OF, BUT NOT LIMITED TO, WET WELL CLEANING, THE REPLACEMENT OF DISCHARGE PIPING, FITTINGS, VALVES, SWING CHECK VALVES, GUIDE RAILS, PIPE BRACINGS, BASE ELLS, AND/OR MOUNTING PLATES. WET WELL LINER MAY NEED TO BE INSTALLED, REPAIRED OR REPLACED. SEE INDIVIDUAL PLAN SHEETS FOR SPECIFIC REHABILITATION AND INSTALLATIONS REQUIREMENTS FOR EACH LIFT STATION.

100% PLANS

NO.	INDEX OF SHEETS
1.	COVER SHEET
2.	GENERAL NOTES & LEGEND
3.	VICINITY MAPS
4.	WILDWOOD SPRINGS 2, RTU 115
5.	WILDWOOD SPRINGS 2 SITE PLAN
6.	PALMA SOLA WOODS 1, RTU 214
7.	PALMA SOLA SITE PLAN
8.	AZALEA PARK, RTU 246
9.	HAWTHORN PARK, RTU 251
10.	HAWTHORN PARK SITE PLAN
11.-12.	DETAILS
13.	EROSION CONTROL



Know what's below
Call before you dig




THESE PLANS HAVE BEEN DESIGNED ON 11x17 SHEETS

SATELLITE LIFT STATION R&R
2015 GROUP 1
COVER SHEET

NO.	REVISION DESCRIPTION	BY	DATE

PROJECT #	402-0019707 / 5001301
SURVEY #	-
SEC./TWN./RGE	-
SCALE	N.T.S.
DATE	



OF 13

COPYRIGHT 2010 MANATEE COUNTY GOVERNMENT 15 P.W.D. Engineering, Sherril Robinson, 3/31/2016 1:27 PM Sherril Robinson, 11, ANSI full sheet B (17.00 x 11.00 inches)

GENERAL

1. ALL CONSTRUCTION ACTIVITIES SHALL BE COORDINATED WITH THE PROJECT MANAGEMENT DIVISION. THE PROJECT MANAGER IS: SHERRI ROBINSON AND CAN BE REACHED AT: (941) 708-7450 EXT. 7334
2. SITE VISITS ARE MANDATORY FOR ALL BIDDERS.
3. ALL CONSTRUCTION ON THIS PROJECT SHALL BE IN ACCORDANCE WITH THE LATEST EDITION OF MANATEE COUNTY UTILITY AND TRANSPORTATION STANDARDS AND/OR FDOT "STANDARD SPECIFICATIONS FOR ROAD AND BRIDGE CONSTRUCTION" UNLESS OTHERWISE INDICATED ON THE PLANS. THE STANDARDS CAN BE DOWNLOADED FROM THE MANATEE COUNTY WEBSITE, <http://www.mymanatee.org/home/government/departments/public-works/engineering-services/engineering-standards.html>
4. THE CONTRACTOR SHALL BE RESPONSIBLE FOR MEETING ALL CONDITIONS AND REQUIREMENTS OF ALL PERMITS AND ALL GOVERNING FEDERAL, STATE, AND LOCAL AGENCIES. THE CONTRACTOR SHALL OBTAIN AND PAY FOR ALL REQUIRED PERMITS THAT ARE NOT PROVIDED IN THE BID DOCUMENTS, AT NO ADDITIONAL COST TO THE OWNER.
5. THE INFORMATION PROVIDED IN THESE PLANS IS SOLELY TO ASSIST THE CONTRACTOR IN ASSESSING THE NATURE AND EXTENT OF THE CONDITIONS WHICH MAY BE ENCOUNTERED DURING THE COURSE OF WORK. ALL CONTRACTORS ARE DIRECTED, PRIOR TO BIDDING, TO CONDUCT WHATEVER INVESTIGATION THEY MAY DEEM NECESSARY TO ARRIVE AT THEIR OWN CONCLUSIONS REGARDING THE ACTUAL CONDITIONS THAT WILL BE ENCOUNTERED, AND UPON WHICH THEIR BIDS WILL BE BASED.
6. THE CONTRACTOR SHALL REVIEW AND VERIFY ALL DIMENSIONS ON THE PLANS AND REVIEW ALL FIELD CONDITIONS THAT MAY AFFECT CONSTRUCTION. SHOULD DISCREPANCIES OCCUR, THE CONTRACTOR SHALL NOTIFY THE ENGINEER TO OBTAIN THE ENGINEER'S CLARIFICATION BEFORE COMMENCING WITH CONSTRUCTION.
7. AT LEAST 48 HOURS PRIOR TO ANY EXCAVATION, THE CONTRACTOR SHALL CONTACT SUNSHINE STATE ONE CALL OF FLORIDA AT 1-800-432-4770 OR THE NATIONAL 811 ONE CALL NUMBER WHEN APPLICABLE FOR UTILITY LOCATIONS. THE CONTRACTOR SHALL BE RESPONSIBLE FOR COORDINATING WITH ALL UTILITIES FOR THE POSSIBLE RELOCATION OR THE TEMPORARY MOVEMENT OF ANY EXISTING UTILITIES WITHIN THE RIGHTS-OF-WAY.
8. NO WORK, EXCEPT FOR EMERGENCY TYPE, SHALL BE PERFORMED AFTER 7:00 PM AND BEFORE 7:00 AM. FOR ADDITIONAL PROJECT RESTRAINTS, REFER TO SECTION 01310 OF THE SPECIFICATIONS.

SAFETY

9. THE CONTRACTOR SHALL BE RESPONSIBLE FOR COMPLIANCE WITH THE FLORIDA TRENCH SAFETY ACT, 90-96, LAWS OF FLORIDA EFFECTIVE OCTOBER 1, 1990 AND THE OCCUPATIONAL SAFETY AND HEALTH ADMINISTRATION EXCAVATION SAFETY STANDARDS, 29 CFR 1926.650, SUBPART P, AS AMENDED. THE CONTRACTOR SHALL INCLUDE IN THE TOTAL BID PRICE ALL COSTS FOR COMPLIANCE WITH THESE REGULATIONS.
10. THE CONTRACTOR SHALL USE SHEET PILING, SHEETING, BRACING, ETC., AS REQUIRED IN ALL EXCAVATION AREAS AND CONFORM TO ALL OSHA REQUIREMENTS.
11. THE CONTRACTOR SHALL USE ALL NECESSARY SAFETY PRECAUTIONS TO AVOID CONTACT WITH OVERHEAD AND UNDERGROUND UTILITIES, POWER LINES, ETC.
12. THESE DRAWINGS DO NOT INCLUDE NECESSARY COMPONENTS FOR CONSTRUCTION SAFETY. THIS EXCLUSION DOES NOT ALLEVIATE THE CONTRACTOR FOR PROVIDING A CONTINUOUS SAFE WORKSPACE.

ENVIRONMENTAL

13. WHEN A BENTONITE SPILL OR FRACK-OUT OCCURS OR THERE IS A LOSS OF RETURN INDICATING EXCESSIVE SEEPAGE OR LOSS OF DRILLING FLUID, DRILLING MUST BE STOPPED UNTIL THE LOCATION OF THE SPILL IS IDENTIFIED. UNDER NO CIRCUMSTANCES WILL DRILLING CONTINUE WHEN A SPILL IS APPARENT.
14. ONCE LOCATED, THE BENTONITE SPILL MUST BE ISOLATED AND SEEPAGE INTO ANY NEARBY WATER BODIES WILL BE BLOCKED DEPENDING ON THE DEGREE OF THE SPILL, THE ISOLATED BENTONITE MUST BE REMOVED MANUALLY OR MECHANICALLY AND DISPOSED OF BY APPROPRIATE MEANS OR REUSED.
15. THE CONTRACTOR SHALL PROVIDE AND INSTALL ALL NECESSARY STORM WATER, EROSION, AND SEDIMENTATION CONTROL MEASURES IN ACCORDANCE WITH THE FDEP "FLORIDA STORM WATER, EROSION AND SEDIMENTATION CONTROL INSPECTOR'S MANUAL". IT IS THE RESPONSIBILITY OF THE CONTRACTOR TO CONTROL AND PREVENT EROSION AND TRANSPORT OF SEDIMENT TO SURFACE DRAINS AND TO DITCHES DURING CONSTRUCTION.
16. STOCKPILES SHALL BE PROTECTED AT ALL TIMES BY ON-SITE DRAINAGE CONTROLS WHICH PREVENT EROSION OF THE STOCKPILED MATERIAL. CONTROL OF DUST FROM SUCH STOCKPILES IS REQUIRED, DEPENDING UPON THEIR LOCATION AND THE EXPECTED LENGTH OF TIME THE STOCKPILES WILL BE PRESENT. IN NO CASE SHALL ANY STOCKPILED MATERIAL REMAIN AFTER THIRTY (30) CALENDAR DAYS.
17. STORM WATER INLETS IN THE VICINITY OF THE PROJECT SHALL BE PROTECTED BY SEDIMENT TRAPS SUCH AS SECURED HAY BALES, SOD, STONE, ETC., WHICH SHALL BE MAINTAINED AND MODIFIED AS REQUIRED BY CONSTRUCTION PROGRESS, AND WHICH MUST BE APPROVED BY THE ENGINEER BEFORE INSTALLATION. THIS WILL BE MAINTAINED TO PREVENT DEGRADATION OF THE WATERS OF THE COUNTY AND STATE.
18. SEDIMENT BASINS AND TRAPS, PERIMETER BERMS, SEDIMENT BARRIERS, VEGETATIVE BUFFERS, AND OTHER MEASURES INTENDED TO TRAP SEDIMENT AND/OR PREVENT THE TRANSPORT OF SEDIMENT ONTO ADJACENT PROPERTIES, OR INTO EXISTING BODIES OF WATER, MUST BE INSTALLED, CONSTRUCTED, OR IN THE CASE OF VEGETATIVE BUFFERS, PROTECTED FROM DISTURBANCE, AS A FIRST STEP IN THE LAND ALTERATION PROCESS. SUCH SYSTEMS SHALL BE FULLY OPERATIVE BEFORE ANY OTHER DISTURBANCE OF THE SITE BEGINS. EARTHEN STRUCTURES INCLUDING BUT NOT LIMITED TO BERMS, EARTH FILTERS, DAMS OR DIKES SHALL BE STABILIZED AND PROTECTED FROM DRAINAGE DAMAGE OR EROSION WITHIN ONE (1) WEEK OF INSTALLATION.
19. ALL SWALES, DITCHES, AND CHANNELS LEADING FROM THE SITE SHALL BE PROTECTED FROM SILTATION AND EROSION DURING CONSTRUCTION AND BE SODDED WITHIN THREE (3) DAYS OF EXCAVATION.
20. SOIL DISPLACED BY CONSTRUCTION WILL BE REMOVED. EROSION CONTROL SHALL BE IMPLEMENTED IN AREAS WHICH ARE CONSIDERED ENVIRONMENTALLY SENSITIVE. EROSION CONTROL SYSTEMS SHALL BE REQUIRED FOR ALL WORK WITHIN JURISDICTIONAL AREAS. THESE SYSTEMS MAY INCLUDE STAKED HAY BALES, SILT SCREENS, FILTER FABRIC, AND TURBIDITY SCREENS.
21. ALL EROSION AND POLLUTION CONTROL DEVICES SHALL BE CHECKED REGULARLY, ESPECIALLY AFTER EACH RAINFALL AND SHALL BE CLEANED OUT AND/OR REPAIRED AS REQUIRED.
22. THE CONTRACTOR SHALL NOT ENTER UPON OR IN ANY WAY ALTER WETLAND AREAS THAT MAY BE ON OR NEAR THE CONSTRUCTION SITE. ALL WORK IN THE VICINITY OF OPEN WATER AND/OR WETLANDS IS TO BE PERFORMED IN COMPLIANCE WITH THE ENVIRONMENTAL REGULATIONS AND/OR PERMITS FOR THE SITE. THE CONTRACTOR WILL BE RESPONSIBLE FOR ANY FINES RESULTING FROM HIS VIOLATION OF ANY REGULATIONS OR PERMIT CONDITIONS.
23. FOR MORE INFORMATION, SEE THE EROSION CONTROL DETAIL SHEET INCLUDED IN THE PLANS.

RIGHT-OF-WAY

24. ALL CONSTRUCTION ACTIVITIES SHALL BE LIMITED TO WITHIN THE MANATEE COUNTY/FDOT RIGHT-OF-WAY AND/OR EASEMENTS SHOWN ON THE DRAWINGS.
25. THE CONTRACTOR SHALL EMPLOY A LAND SURVEYOR REGISTERED IN THE STATE OF FLORIDA TO REFERENCE AND RESTORE PROPERTY CORNER MONUMENTS, PINS, AND LANDMARKS THAT MAY BE DISTURBED BY CONSTRUCTION AT NO ADDITIONAL COST TO THE OWNER.
26. THE CONTRACTOR, PRIOR TO CONSTRUCTION AND RESTRICTING ANY TRAFFIC, MUST OBTAIN A RIGHTS-OF-WAY USE PERMIT AND A TRAFFIC CONTROL PLAN. THE CONTRACTOR SHALL OBTAIN ALL REQUIRED PERMITS FROM OTHER GOVERNMENTAL AGENCIES HAVING RELEVANT JURISDICTION. ALL MAINTENANCE AND PROTECTION OF TRAFFIC SHALL BE IN ACCORDANCE WITH THE APPLICABLE REQUIREMENTS OF THE CURRENT FLORIDA DEPARTMENT OF TRANSPORTATION "MANUAL OF TRAFFIC CONTROL AND SAFE PRACTICES". A TRAFFIC CONTROL PLAN SHALL BE SUPPLIED BY THE CONTRACTOR AT THE PRE-CONSTRUCTION MEETING.
27. THE CONTRACTOR SHALL BE RESPONSIBLE FOR REPLACING ALL DAMAGED STORM WATER STRUCTURES, PIPING, ENTRANCE PIPE AND HEADWALLS WHETHER SHOWN ON THE PLANS OR NOT. THE HEADWALLS SHALL BE REPLACED IN ACCORDANCE WITH F.D.O.T. STANDARDS.
28. IT IS THE RESPONSIBILITY OF THE CONTRACTOR TO ESTABLISH IN THE FIELD THE RIGHT-OF-WAY LINES, BASE LINES, BENCH MARKS (ELEV.), CENTER LINES, AND STATIONING AS REQUIRED TO CONSTRUCT THIS PROJECT.
29. THE CONTRACTOR SHALL COORDINATE THE CUTTING OF DRIVEWAYS WITH THE PROPERTY OWNER PRIOR TO CUT. ALL DRIVEWAYS WILL BE IN PASSABLE CONDITION AT THE END OF THE WORK DAY AND FULLY RESTORED PER SECTION 02575.
30. A RIGHT OF ENTRY AGREEMENT SHALL BE OBTAINED BY THE PROJECT MANAGER FROM THE PROPERTY OWNER BEFORE ANY DRIVEWAY CONSTRUCTION WORK IS DONE OUTSIDE OF THE RIGHT-OF-WAY OR EASEMENT.

UTILITIES

31. LOCATIONS, ELEVATIONS AND DIMENSIONS OF EXISTING UTILITIES, STRUCTURES AND OTHER FEATURES ARE SHOWN TO THE BEST INFORMATION AVAILABLE AT THE TIME OF PREPARATION OF THESE PLANS BUT DO NOT PURPORT TO BE ABSOLUTELY CORRECT. THERE MAY BE OTHER IMPROVEMENTS, UTILITIES, ETC. WHICH ARE WITHIN THE PROJECT AREA AND WHICH HAVE NOT BEEN LOCATED OR IDENTIFIED, MAY NOT BE IN THE EXACT LOCATION SHOWN OR RELOCATED SINCE THE PREPARATION OF THESE PLANS. THE CONTRACTOR SHALL VERIFY, PRIOR TO CONSTRUCTION, THE LOCATIONS, ELEVATIONS AND DIMENSIONS OF ALL EXISTING UTILITIES STRUCTURES AND OTHER FEATURES (WHETHER OR NOT SHOWN ON THE PLANS) THAT MAY EFFECT HIS WORK. ALL EXISTING UTILITIES TO BE EXTENDED, CROSSED OR CONNECTION POINTS SHALL BE EXPOSED PRIOR TO CONSTRUCTION TO VERIFY LOCATION AND ELEVATION. ANY DISCREPANCIES OR CONFLICTS FOUND SHALL BE BROUGHT TO THE ENGINEER'S ATTENTION FOR RESOLUTION.
32. THE CONTRACTOR SHALL PROTECT ALL EXISTING STRUCTURES, WATER AND SEWER LINES, STORM DRAINS, UTILITIES, DRIVEWAYS, SIDEWALKS, SIGNS, MAIL BOXES, FENCES, TREES, LANDSCAPING, AND ANY OTHER IMPROVEMENT OR FACILITY IN THE CONSTRUCTION AREA. THE CONTRACTOR SHALL REPAIR AND/OR REPLACE ANY DAMAGED ITEM DUE TO HIS CONSTRUCTION ACTIVITIES TO EQUAL OR BETTER THAN PRE-CONSTRUCTION CONDITIONS AT NO ADDITIONAL COST TO THE OWNER.
33. THE CONTRACTOR SHALL USE APPROPRIATE TECHNIQUES, AS APPROVED, RECOMMENDED OR OFFERED BY FLORIDA POWER AND LIGHT TO PREVENT UNDERMINING OF POWER POLES DURING CONSTRUCTION. IF HOLDING OF POWER POLES IS RECOMMENDED OR REQUIRED BY THE UTILITY, THE CONTRACTOR SHALL COORDINATE THIS ACTIVITY WITH THE UTILITY AND BEAR ALL RELATED COSTS.
34. ANY TEMPORARY SHUTDOWNS FOR MODIFICATIONS OF EXISTING UTILITY SYSTEMS THAT MUST REMAIN IN SERVICE DURING CONSTRUCTIONS SHALL BE KEPT TO A MINIMUM AND SHALL BE COORDINATED WITH AND APPROVED BY THE MANATEE COUNTY UTILITY OPERATIONS DEPARTMENT IN ACCORDANCE WITH THE CONTRACT DOCUMENTS. IT IS NOTED THAT TEMPORARY SHUTDOWNS MAY BE RESTRICTED TO CERTAIN HOURS AT ANY TIME OF THE DAY OR NIGHT AND WILL BE COMPLETED AT NO ADDITIONAL COST TO THE OWNER.
35. FOR WORK BEING DONE ON EXISTING SANITARY SEWER LINES, THE CONTRACTOR SHALL BE RESPONSIBLE FOR MAINTAINING THE FLOW OF ALL SEWAGE DURING CONSTRUCTION, WHICH MAY REQUIRE BY-PASS PUMPING AND/OR PUMPER TRUCKS. THE CONTRACTOR SHALL SUBMIT A DETAILED BY-PASS PUMPING PLAN PER SECTION 02720.

RESTORATION

36. ALL RESTORATION WORK PERFORMED THROUGHOUT THE PROJECT SHALL CONFORM TO EXISTING LINES AND GRADES UNLESS SHOWN OTHERWISE.
37. ALL DISTURBED GRASSED AREAS SHALL BE SODDED OR SEEDED UNLESS OTHERWISE INDICATED. THE TYPE OF SOD USED TO REPLACE OWNER MAINTAINED AREAS IN RIGHT-OF-WAY SHALL BE COORDINATED WITH THE PROPERTY OWNER.
38. ALL CONCRETE THRUST BLOCKS INSTALLED FOR TESTING PURPOSES AND NOT REQUIRED FOR THE OPERATION OF THE PIPELINE SHALL BE REMOVED AND DISPOSED OF BY THE CONTRACTOR, PRIOR TO FINAL ACCEPTANCE, AT NO ADDITIONAL COST TO THE OWNER.
39. ASPHALT DRIVES THAT ARE CUT SHALL BE RESTORED PER SECTION 02513.
40. CONCRETE DRIVEWAYS OR SIDEWALKS THAT ARE CUT SHALL BE RESTORED TO MATCH EXISTING ACCORDING TO THE CURRENT EDITIONS OF THE F.D.O.T. SPECIFICATIONS FOR ROAD AND BRIDGE DESIGN, SECTION 522, AND SECTION 310 OF THE F.D.O.T. DESIGN STANDARDS.
41. WHENEVER A PERMANENT ROADWAY SURFACE IS NOT PLACED IMMEDIATELY AFTER BACKFILLING AND COMPACTION OF THE NEWLY INSTALLED PIPE LINE IN AREAS WHERE TRAFFIC MUST PASS, THE CONTRACTOR SHALL INSTALL A TEMPORARY SURFACE CONSISTING OF NINE INCHES OF COMPACTED LIME ROCK BASE AND A COAT OF ASPHALT EMULSION. PERMANENT ROADWAY REPAIR SHALL BE PERFORMED A MAXIMUM OF TWENTY-ONE CALENDAR DAYS AFTER THE INITIAL OPEN CUTTING.
42. RESTORATION OF CURBS, DRIVEWAYS, SIDEWALKS, AND PLACEMENT OF SOD SHALL BE COMPLETED WITHIN FORTY-FIVE CALENDAR DAYS OF INITIAL DISTURBANCE, OR TWENTY-ONE CALENDAR DAYS OF SUBSTANTIAL COMPLETION, WHICHEVER OCCURS FIRST.

CONSTRUCTION

43. THE EXHAUST SYSTEM OF ALL GASOLINE AND DIESEL ENGINES SHALL BE EQUIPPED WITH MUFFLERS THAT MEET THE EQUIPMENT MANUFACTURER'S REQUIREMENTS FOR NOISE SUPPRESSION. THE CONTRACTOR SHALL INSTALL NOISE ABATEMENT Baffles POSITIONED TO BREAK LINE-OF-SITE FROM THE NOISE SOURCE TO AFFECTED RESIDENCES, AS APPROVED BY THE ENGINEER.
44. NO MATERIAL SHALL BE STOCKPILED IN ROADWAYS. ALL DIRT AND DEBRIS SHALL BE REMOVED FROM THE JOB SITE DAILY. ROADS SHALL BE SWEEPED DAILY AS PART OF DAILY CLEAN UP.
45. THE CONTRACTOR IS TO CONTROL ALL FUGITIVE DUST ORIGINATING ON THIS PROJECT BY WATERING OR OTHER METHODS AS REQUIRED.
46. INGRESS AND EGRESS TO ALL THE PROPERTIES IN THE CONSTRUCTION AREA SHALL BE MAINTAINED AT ALL TIMES.
47. PRIOR APPROVAL WILL BE REQUIRED FOR REMOVAL OF ANY TREE WITHIN THE CONSTRUCTION AREA.
48. THE CONTRACTOR SHALL PROVIDE ALL DEWATERING EQUIPMENT NECESSARY TO KEEP ALL EXCAVATIONS DRY. DEWATERING IS REQUIRED TO 18" BELOW TRENCH BOTTOM.
49. ALL PIPING AND FITTINGS USED ON THIS PROJECT SHALL BE AS NOTED ON THE PLANS AND IN THE CONTRACT DOCUMENT AND SHALL BE INSTALLED TO THE LINES AND GRADES SHOWN ON THE PLANS AND PROFILES.
50. ALL PIPE SHALL BE COLOR CODED TO CONFORM TO MANATEE COUNTY STANDARDS.
51. ALL PIPE AND FITTINGS SHALL BE INSTALLED AS RECOMMENDED BY THE MANUFACTURER AND ALL PIPE JOINTS SHALL BE RESTRAINED WHERE REQUIRED.
52. ALL FITTINGS FOR PRESSURE CLASS-RATED PIPE SHALL BE RESTRAINED DUCTILE IRON. RESTRAINED LENGTHS OF PIPE SHALL ADHERE TO THE REQUIREMENTS AS SHOWN ON THE DETAIL SHEETS.
53. WHERE IT IS NECESSARY TO DEFLECT PIPE EITHER HORIZONTALLY OR VERTICALLY, PIPE DEFLECTION SHALL NOT EXCEED 75% OF THE MANUFACTURER'S MAXIMUM ALLOWABLE RECOMMENDED DEFLECTION.
54. ALL PIPE LENGTHS ARE PLUS OR MINUS AND MAY BE ADJUSTED IN THE FIELD AS REQUIRED. PIPE MEASUREMENTS ARE TO CENTER OF STRUCTURES OR FITTINGS.
55. ALL ROCKS OR STONES LARGER THAN SIX INCH DIAMETER SHALL BE REMOVED FROM THE BACKFILL MATERIAL. BACKFILL MATERIAL PLACED WITHIN ONE FOOT OF PIPING AND APPURTENANCES SHALL NOT CONTAIN ANY STONES LARGER THAN TWO INCH DIAMETER.
56. ONLY MANATEE COUNTY UTILITY OPERATIONS STAFF ARE AUTHORIZED TO OPERATE VALVES ON COUNTY OWNED AND MAINTAINED UTILITY SYSTEMS.
57. ALL PENETRATION OF EXISTING STRUCTURES SHALL BE BY THE MECHANICAL ROTARY CORE BORING METHOD.
58. ALL CONCRETE PENETRATED OR DISTURBED SHALL BE COATED WITH TWO COATS OF EPOXY.
59. THE CONTRACTOR, PRIOR TO ANY TEMPORARY WATER SHUT-OFFS DURING WATER MAIN TIE-IN, ETC., SHALL NOTIFY THE AFFECTED RESIDENTS BY POSTING INFORMATIONAL SIGNS IN THE NEIGHBORHOOD AT LEAST TWO DAYS (48 HRS) PRIOR TO THE WATER SHUT-OFF. REFERENCE SECTION 01580, PARAGRAPH 1.03 OF THE SPECIFICATIONS. WHEN FEASIBLE, "DOOR HANGERS" SHALL BE DELIVERED TO AFFECTED RESIDENCES AT LEAST TWO DAYS (48 HRS) PRIOR TO WATER SHUT-OFF. FOR LARGE PROJECTS WITH HUNDREDS OF HOMES AFFECTED, THE CONTRACTOR SHALL ALSO MAKE EXTENSIVE USE OF THE MEDIA AND SHALL HAVE PRIOR CONTACT WITH HOMEOWNER'S ASSOCIATIONS. WRITTEN NOTIFICATIONS SHALL ALSO BE FAXED TO THE TAMPA TRIBUNE, BRADENTON HERALD, SARASOTA HERALD TRIBUNE, WBFD RADIO, EMERGENCY COMMUNITY CENTERS, INSPECTIONS, WATER TREATMENT PLANT, WATER MANAGER, HELPLINE, CUSTOMER SERVICE, AND THE MANATEE COUNTY UTILITY OPERATIONS DEPARTMENT.

60. ALL NEW PIPE LINES SHALL BE PIG CLEANED (4" AND LARGER), FLUSHED, PRESSURE TESTED, DISINFECTED AND CERTIFIED PRIOR TO TIE-INS TO EXISTING FACILITIES. THE CONTRACTOR WILL BE ALLOWED TO USE TEMPORARY PLUGS FOR PIG CLEANING AND PRESSURE TESTING.
61. ALL TEST POINT PIPING SHALL BE CUT LOOSE FROM THE CORPORATION STOP AND COMPLETELY REMOVED AND DISPOSED OF BY THE CONTRACTOR PRIOR TO FINAL ACCEPTANCE. A CORPORATION STOP PLUG SHALL BE INSTALLED AND THE CORPORATION STOP SHALL REMAIN IN PLACE.
62. ALL EXISTING MAINS THAT ARE BEING REPLACED SHALL BE ABANDONED IN PLACE UPON ACCEPTANCE AND ACTIVATION OF THE NEW MAINS. ABANDONED MAINS SHALL BE CUT, FILLED WITH GROUT, AND CAPPED. REFER TO SECTION 02064 OF THE SPECIFICATIONS FOR GROUTING OF ABANDONED PIPE.
63. WATER MAINS CROSSING OVER OR UNDER SANITARY SEWERS, FORCE MAINS, AND RECLAIMED WATER LINES SHALL BE LAID PER CURRENT EDITION OF "10 STATE STANDARDS" AND MANATEE COUNTY UTILITY STANDARDS UNLESS NOTED OTHERWISE ON THE PLANS.
64. FIELD CONDITIONS MAY NECESSITATE MINOR ALIGNMENT AND GRADE DEVIATION OF THE PROPOSED UTILITIES TO AVOID OBSTACLES, AS ORDERED BY THE ENGINEER.

65. CONTRACTOR SHALL PROVIDE RECORD DRAWINGS IN ACCORDANCE WITH SECTION 14 IN THE CURRENT MANATEE COUNTY UTILITY STANDARDS AT NO COST TO THE OWNER. RECORD DRAWINGS SHALL BE SIGNED & SEALED BY A SURVEYOR CURRENTLY LICENSED BY THE STATE OF FLORIDA. ALL RECORD DRAWING INFORMATION REQUIREMENTS IN SECTION 14 SHALL BE STRICTLY ENFORCED. A COPY OF SECTION 14 WILL BE PROVIDED UPON REQUEST.

EMERGENCY CONTACTS

MANATEE COUNTY
PUBLIC WORKS DEPT.
UTILITY ENGINEERING
SCOTT MAY, P.E.
1022 26TH AVENUE EAST
BRADENTON, FL. 34208
(941) 708-7450 EXT. 7650
FAX: (941) 708-7431

TECO/PEOPLES GAS CO.
DAN SHANAHAN
8261 VICO COURT
SARASOTA, FL. 34240
(941) 342-4030
FAX: (941) 342-4011
EMERGENCY: 1-877-832-6911
dshanahan@tecoenergy.com

SUNSHINE STATE ONE CALL OF
FLORIDA
1-(800) 432-4770

VERIZON FLORIDA INC.
WAYNE SUMNER
1701 RINGLING BLVD.
SARASOTA, FL. 34236
(941) 330-9203
WAYNE.SUMNER@verizon.com

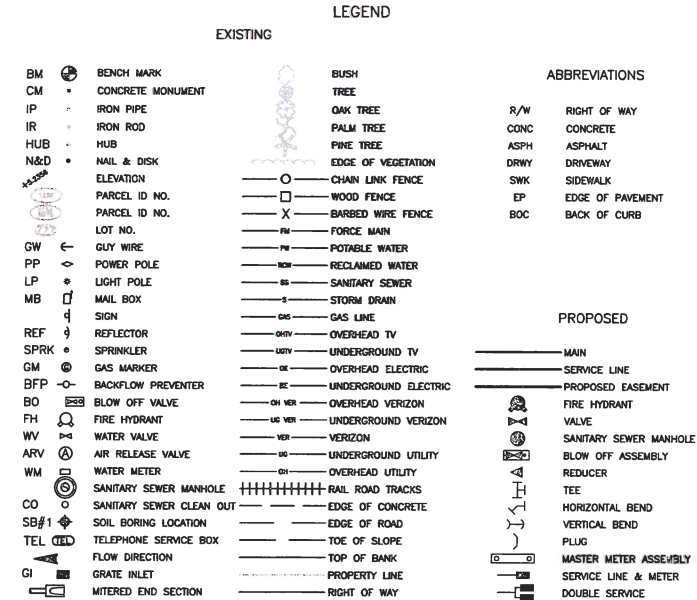
FLORIDA POWER & LIGHT
GREG COKER
1253 12TH AVENUE EAST
PALMETTO, FL. 34221
(941) 723-4430
FAX: (941) 723-4444
EMERGENCY: 1-800-4-OUTAGE
Greg.Coker@fpl.com

FLORIDA GAS TRANSMISSION
SAFETY HARBOR TEAM
7804 ANDERSON RD.
TAMPA, FL. 33634
CHRIS LEE
(813) 466-3327
CELL : (727) 639-7512
christopher.lee@sug.com


BRIGHT HOUSE NETWORKS
TOM WRIGHT
5413 E. STATE ROAD 64
BRADENTON, FL. 34208-5535
(941) 748-3816 EXT. 21348
tom.wright@mybighthouse.com

DEPARTMENT OF ENVIRONMENTAL
PROTECTION
STEPHANIE BARIOS
13051 N. TELECOM PKWY
TEMPLE TERRACE, FL 33637
PHONE: (813) 632-7600, EXT.
408
FAX: (813) 632-7662

PEACE RIVER ELECTRIC
COOPERATIVE, INC.
P.O. BOX 1310
WACHULA, FL 33873
KENDELL COKER
(863) 767-4660
kendell.coker@preco.coop



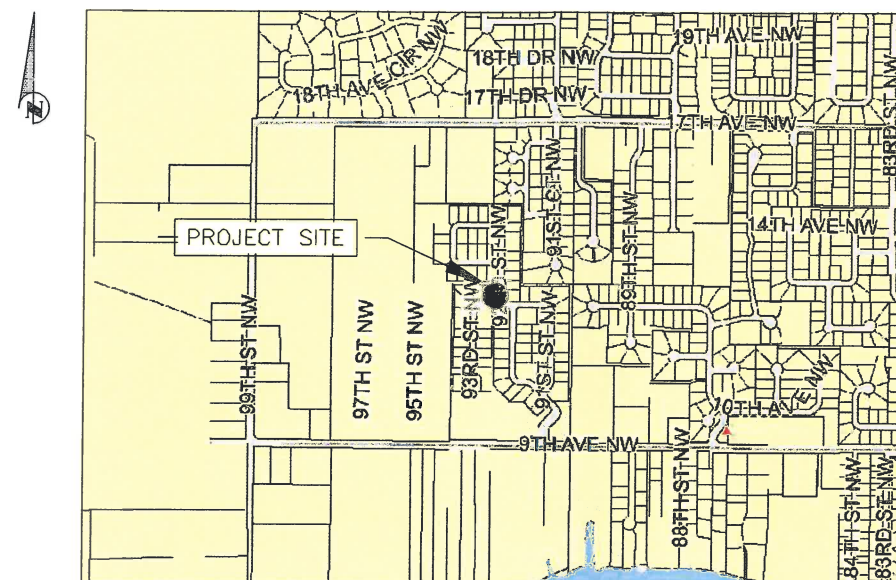
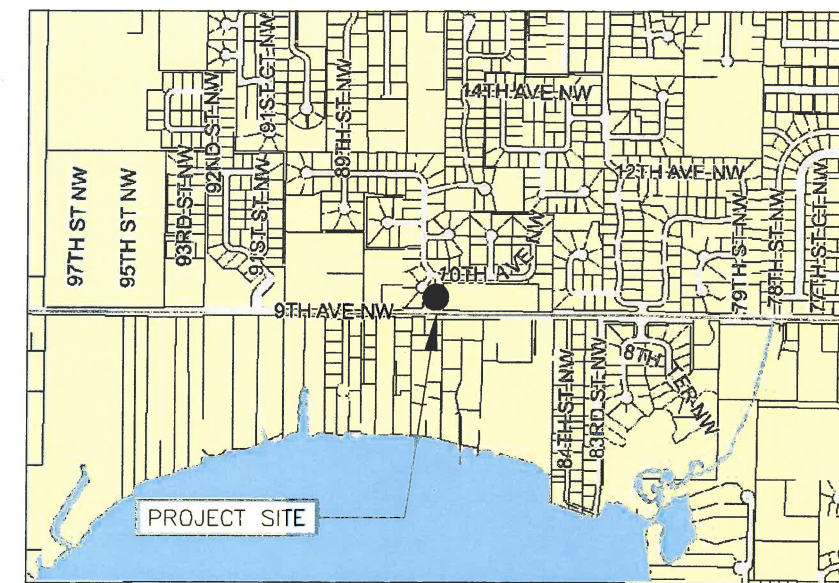
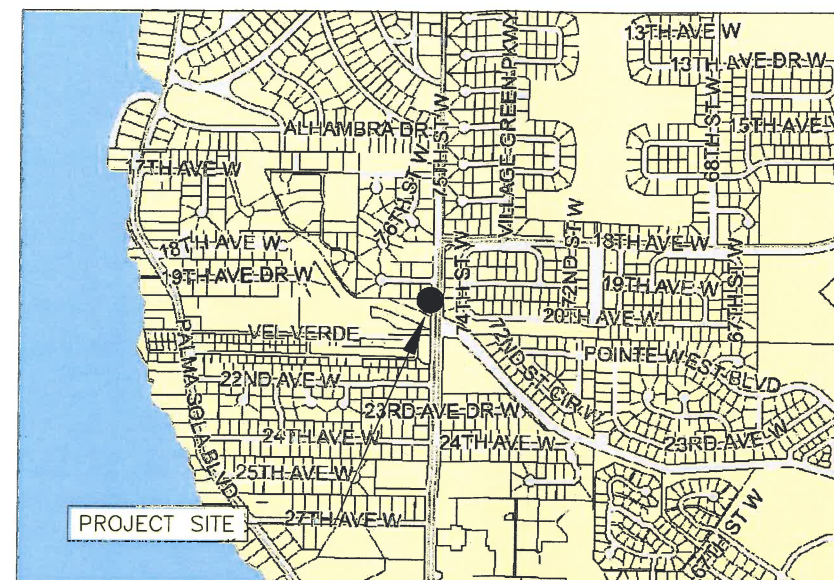
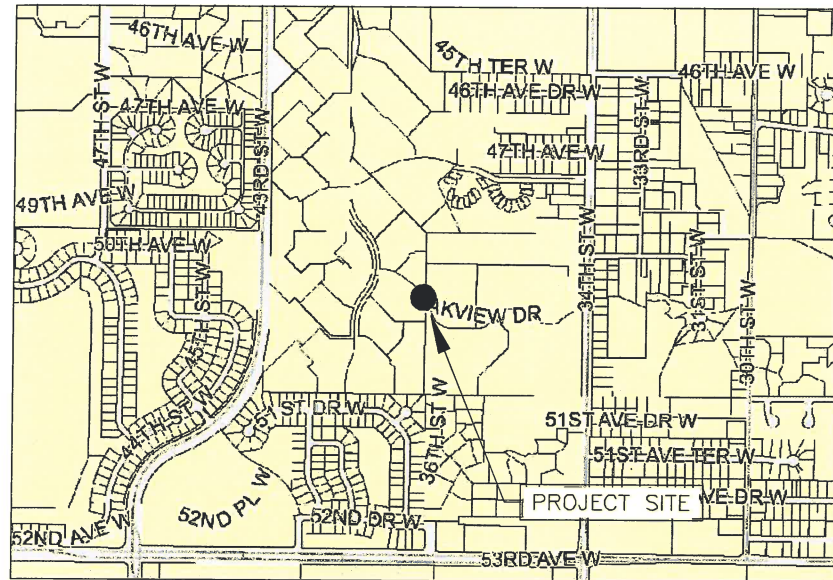
PROPOSED PROJECT NOTES
JOB SPECIFIC (EXAMPLE):
WATER LINE CALL-OUT
(TYPICAL)
STA. 40+60, 17' LT.
1-6" GATE VALVE
1-6" FITTING



THESE PLANS HAVE BEEN DESIGNED ON 11x17 SHEETS

SATELLITE LIFT STATION R&R
2015 GROUP 1
GENERAL NOTES & LEGEND

DATE					
BY					
REVISION DESCRIPTION					
NO.					
PROJECT #	402-0019707 / 5001301				
SURVEY #	-				
SEC./TWN./RGE	-				
SCALE	N.T.S.				
	DESIGNED BY	DATE			
	DRAWN BY	DATE			
	CHECKED BY	DATE			
	IN CHARGE BY	DATE			
	STATE OF FLORIDA	3/31/16			
	PROFESSIONAL ENGINEER				
	SIGNATURE				
	OF 13				




NOTE(S):

1. LIFT STATION SITE VISITS MAY BE COORDINATED WITH NICK WAGNER, 941-792-8811 x5377.

THESE PLANS HAVE BEEN DESIGNED ON 11x17 SHEETS

**SATELLITE LIFT STATION R&R
2015 GROUP 1
VICINITY MAPS**

[illegible]

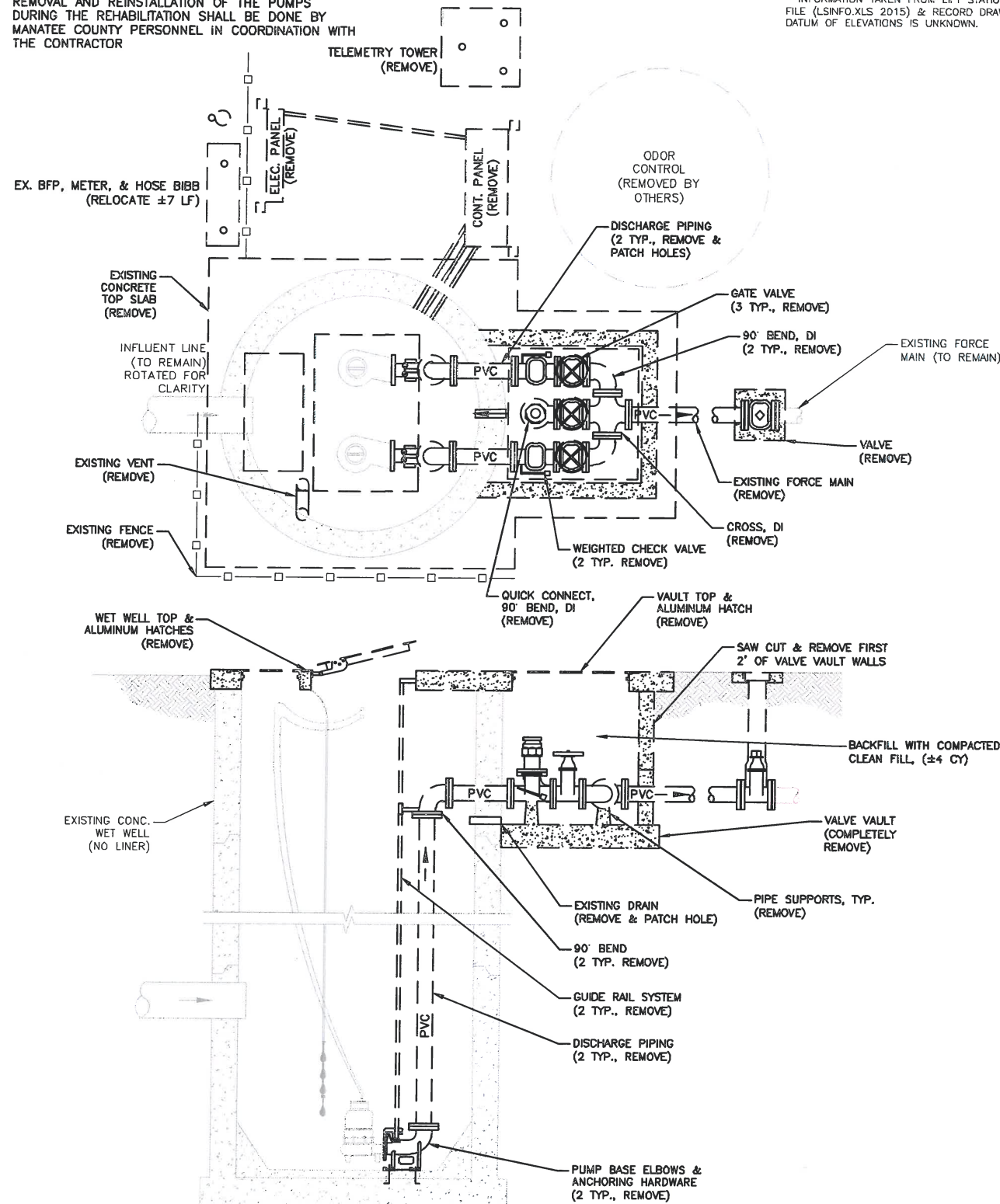
EXISTING

NOTES:

1. THE WET WELL AND VALVE VAULT CONFIGURATION SHOWN ON THESE GRAPHICS IS FOR IDENTIFICATION OF COMPONENTS TO BE REMOVED. THE CONTRACTOR SHALL FIELD VERIFY ALL EXISTING CONDITIONS, ELEVATIONS, CONFIGURATION, ETC. FOR ACCURACY.
2. THE CONTRACTOR/BIDDER SHALL FIELD VERIFY ALL EXISTING CONDITIONS AND DIMENSIONS.
3. THE CONTRACTOR/BIDDER SHALL DETERMINE THE DISCHARGE PIPING ELEVATIONS DURING THE SITE VISITS.
4. REMOVAL AND REINSTALLATION OF THE PUMPS DURING THE REHABILITATION SHALL BE DONE BY MANATEE COUNTY PERSONNEL IN COORDINATION WITH THE CONTRACTOR
5. BY-PASS PUMPING IS THE RESPONSIBILITY OF THE CONTRACTOR.
6. MANATEE COUNTY GOVERNMENT WILL PROVIDE ONE (1) LIFT STATION SHUT-DOWN AT NO COST TO THE CONTRACTOR. ADDITIONAL SHUT-DOWNS WILL COST THE CONTRACTOR \$3,500 EACH, IF NEEDED.
7. THE CONTRACTOR IS RESPONSIBLE FOR RESTORING ANY DAMAGED LANDSCAPING TO EXISTING OR DESIGN CONDITIONS.
8. THE WORK AREA IS LIMITED TO THE LIFT STATION SITE.

RADIO TELEMETRY UNIT (RTU)	115
L.S. DESIGN CAPACITY GPM/TDH	190/42
DISCHARGE PIPING DIAMETER	4"
WET WELL DIAMETER	6"
BOTTOM SLAB ELEVATION	6.40
TOP ELEVATION	26.20
VALVE VAULT HATCH ELEVATION	26.20
INFLUENT INVERT ELEVATION	±13.7
INFLUENT PIPE SIZE	10"
FORCE MAIN DIAMETER	6"
WET WELL VENT PIPE	PVC
ELECT. SERVICE SIZE, AWPS	70

* INFORMATION TAKEN FROM LIFT STATION DATA FILE (LSINFO.XLS 2015) & RECORD DRAWINGS. DATUM OF ELEVATIONS IS UNKNOWN.

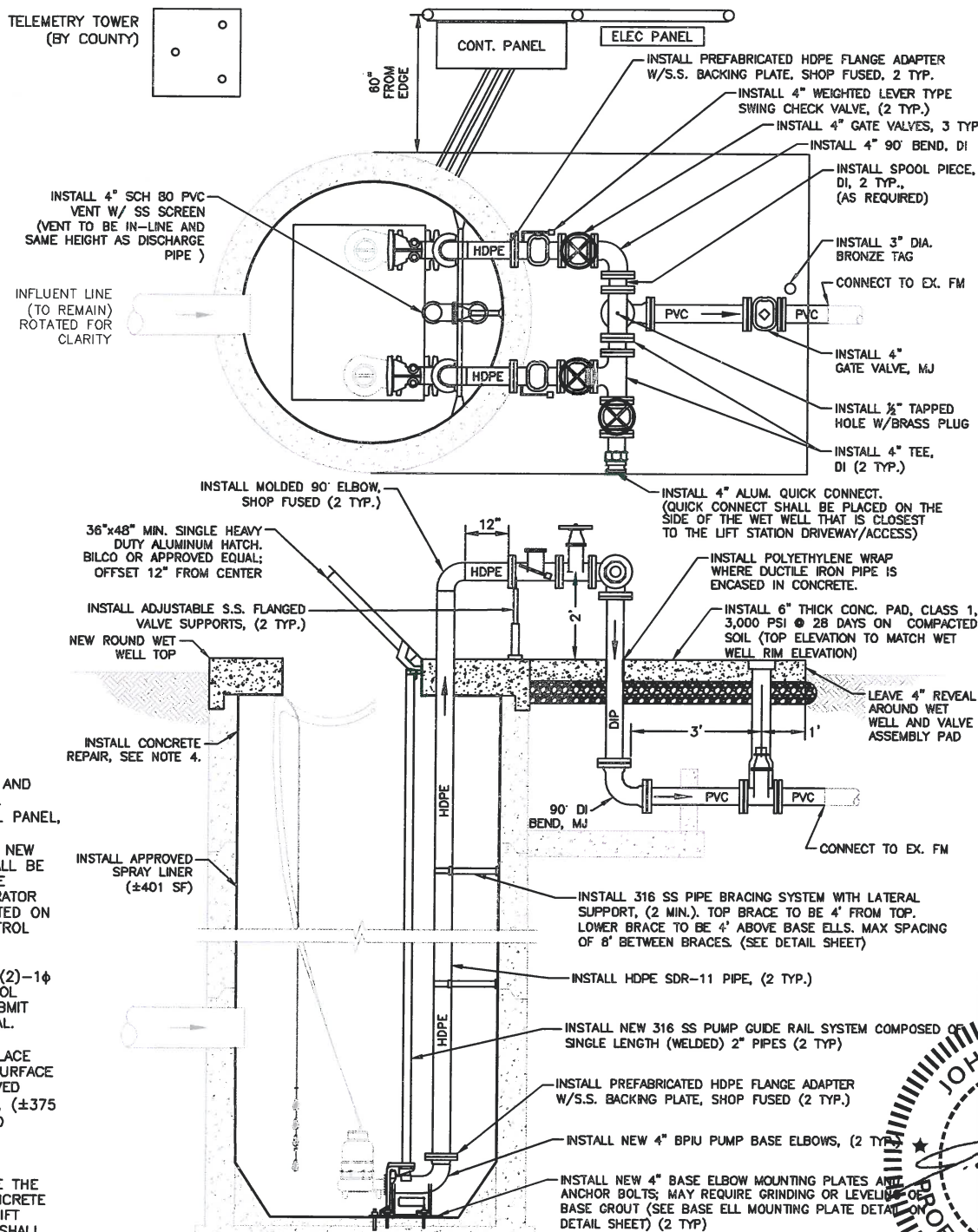


PROPOSED

INSTALL FIBERGLASS W.W. LINER	NO
APPLY SPRAY LINER W.W. LINER	YES
INSTALL STILLING WELL	NO
INSTALL FORCE MAIN G.V.	YES
NEW HDPE PIPING IN W.W.	YES, 4"
NEW BASE ELL	4" BPIU-14
RAISE TOP OF WET WELL:	N/A
RAISE TOP OF VALVE VAULT:	N/A
REPLACE WET WELL VENT PIPE	YES
UPGRADE BFP TO STANDARD, US-15	NO
RELOCATE WATER SERVICE ASSEMBLY	YES

GENERAL NOTES:

1. CONTRACTOR SHALL NOT BACKFILL OVER ELECTROFUSED COUPLINGS UNTIL INSPECTOR HAS VISUALLY CHECKED IT FOR LEAKS DURING PUMP STARTUP OR PRESSURE TEST AS DIRECTED BY THE COUNTY.
2. ALL MATERIALS AND INSTALLATION SHALL BE IN ACCORDANCE WITH THE LATEST MANATEE COUNTY PUBLIC WORKS UTILITY STANDARDS.
3. THE CONCRETE SHALL BE GIVEN A BROOM FINISH. THE SURFACE VARIATIONS SHALL BE NOT MORE THAN 1/4" UNDER A TEN FOOT (10') STRAIGHTEDGE, NOT MORE THAN 1/8" ON A FIVE FOOT (5') TRANSVERSE SECTION. THE EDGE OF THE CONCRETE PAD SHALL BE CAREFULLY FINISHED WITH A EDGING TOOL HAVING A RADIUS OF 1/2".
4. EXPANSION JOINT: EXPANSION JOINTS BETWEEN THE CONC. PAD AND THE WET WELL SHALL BE 1/2" MATERIAL AND SHALL MEET THE REQUIREMENTS OF AASHTO M153 OR AASHTO M213.
5. THE EXTERIOR SURFACES OF THE CONCRETE WET WELL AND VALVE PAD EXPOSED ABOVE GRADE SHALL BE COATED WITH AT LEAST TWO COATS OF H & C SILICONE ACRYLIC CONCRETE STAIN, PATIO GREEN, MANUFACTURED BY FLR PAINTS. THE ABOVE GROUND VALVE ASSEMBLY & PIPING SHALL BE PAINTED, RUSTOLEUM 7538 HUNTER GREEN. CONTRACTOR SHALL TAKE PRECAUTIONS TO PREVENT OVER-SPRAY OF PAINT ONTO THE CONCRETE SLAB.
6. ALL PAINTING SHALL BE INCLUDED IN THE BID ITEM, MISCELLANEOUS WORK.



NOTES:

1. CONTRACTOR SHALL REMOVE AND INSTALL ALL NEW ELECTRICAL STRUCTURE (RACK), CONTROL PANEL, METER CAN, SAFETY SWITCH (DISCONNECT) AND CONDUIT. NEW ELECTRICAL STRUCTURES SHALL BE FIELD LOCATED WITH MANATEE COUNTY PERSONNEL. GENERATOR RECEPTACLE SHALL BE LOCATED ON THE LEFT SIDE OF THE CONTROL PANEL.
2. CONTRACTOR SHALL INSTALL (2)-1φ TO 3φ CONVERTER IN CONTROL PANEL. CONTRACTOR TO SUBMIT SHOP DRAWING FOR APPROVAL.
3. CONTRACTOR TO REPAIR/REPLACE CONCRETE WET WELL WALL SURFACE PRIOR TO INSTALLING APPROVED SPRAY LINER. MAX. 2" THICK, (±375 SF). COUNTY PERSONNEL TO CONFIRM & VERIFY ACTUAL SQUARE-FOOTAGE.
4. CONTRACTOR SHALL SEPARATE THE TELEMETRY TOWER FROM CONCRETE BASE AND SET TO SIDE OF LIFT STATION SITE. CONTRACTOR SHALL REMOVE AND DISPOSE OF CONCRETE BASE. COUNTY SHALL INSTALL NEW TELEMETRY ANTENNA.



PUBLIC WORKS DEPARTMENT
ENGINEERING SERVICES
1022 26th Avenue East, Bradenton, FL 34206

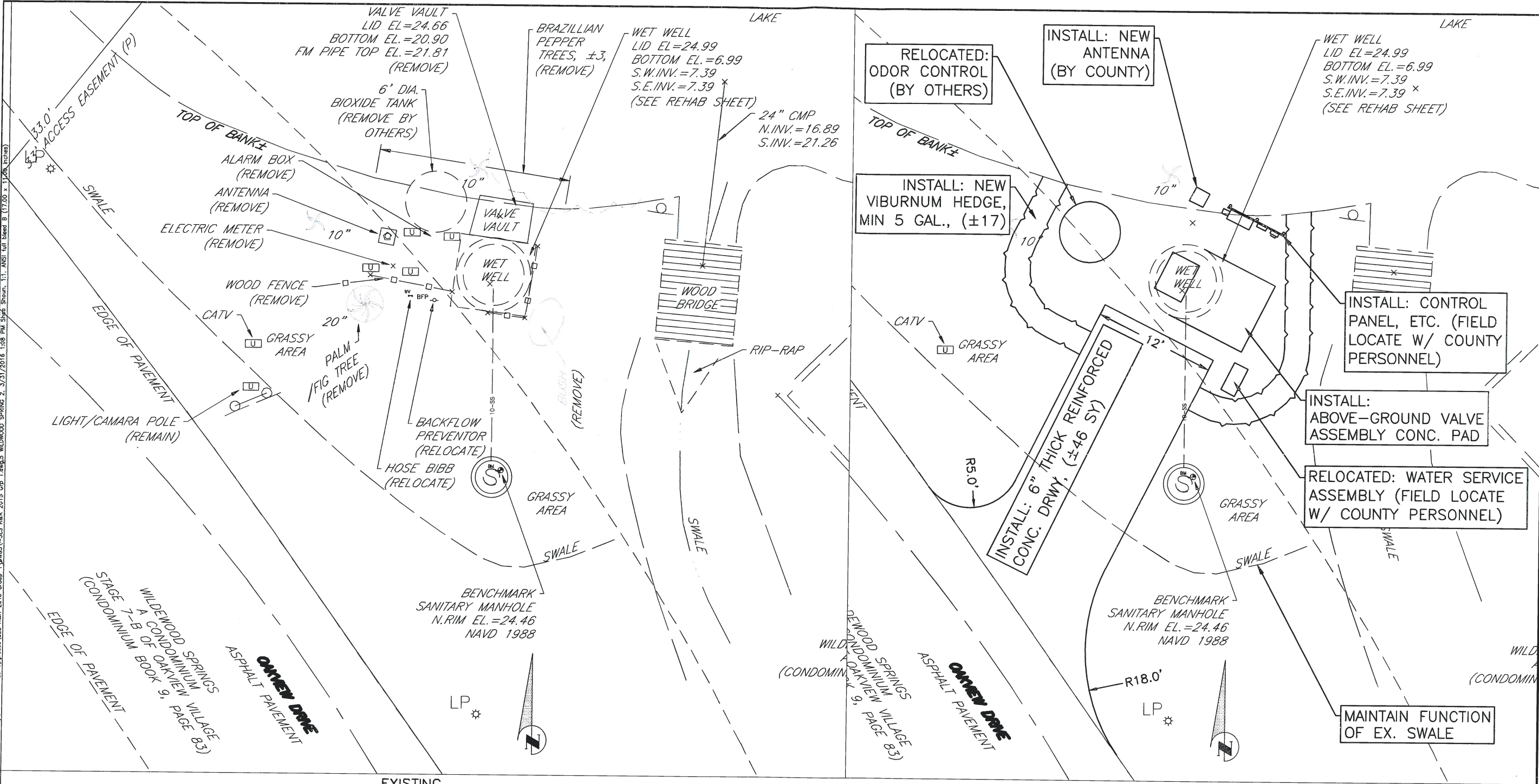
THESE PLANS HAVE BEEN DESIGNED ON 11x17 SHEETS

SATELLITE LIFT STATION R&R

2015 GROUP 1

WILDWOODS SPRINGS 2, RTU 115

DATE	
BY	
REVISION DESCRIPTION	
NO.	
PROJECT #	402-5135080
SURVEY #	
SEC./TWN./RGE	9/35/17
SCALE	N.T.S.
DATE	
DESIGNED	2015
DRAWN	2015
CHECKED	2015
NO. J. SHAW, P.E.	
STATE OF	FLORIDA
3/31/16	
PROFESSIONAL ENGINEER	
SIGNATURE	
DATE	



SURVEY NOTES

1. BEARINGS ARE BASED ON THE EAST LINE OF WILDEWOOD SPRINGS, HAVING A FIELD BEARING OF S 00°23'30" W, AND ARE RELATED TO THE FLORIDA STATE PLANE COORDINATE SYSTEM, (WEST ZONE) NAD 83/2011.
2. THE PROPERTY LIES WITHIN FLOOD ZONE "X" AS SHOWN ON MANATEE COUNTY, FLORIDA FLOOD INSURANCE RATE MAP PANEL No. 12081C 0303 E, DATED MARCH 17, 2014.
3. ELEVATIONS ARE BASED ON N.A.V.D. 1988 DATUM, MANATEE COUNTY BENCH MARK "LOBLOLLY PINE", PUBLISHED ELEVATION OF 23.64 FEET, NAVD 1988.

BENCH MARKS:



BM NORTH RIM OF SANITARY MANHOLE
EL. = 24.46' NAVD 1988 (EL. = 25.45' NGVD 1929)
(NAVD 88 TO NGVD 29 CONVERSION EQUATION = + 0.988')

CONSTRUCTION NOTES

1. CONTRACTOR TO RESTORE DISTURBED AREAS WITH SOD.
2. DRIVEWAY LOCATION SHALL BE STAKED AND FIELD VERIFIED BY COUNTY PERSONNEL PRIOR TO INSTALLATION.
3. PROPOSED DRIVEWAY SHALL CONFORM TO EXISTING GROUND ELEVATION TO MAINTAIN FUNCTION OF EXISTING ROADSIDE SWALE TO PROVIDE POSITIVE DRAINAGE OF SURROUNDING AREA TO EXISTING DRAINAGE SWALE TO EAST.



Know what's below
Call before you dig



THESE PLANS HAVE BEEN DESIGNED ON 11x17 SHEETS

SATELLITE LIFT STATION R&R
2015 GROUP 1
WILDWOODS SPRINGS 2, RTU 115

NO.	REVISION DESCRIPTION	BY	DATE

PROJECT #	402-5135080
SURVEY #	-
SEC./TWN./RGE	9/35/17
SCALE	1" = 10'
BY	DATE
SURVEYED	11/2015
DESIGNED	12/2015
CHECKED	12/2015
NO. 60923	JOHN S. SHOUN
STATE OF	FLORIDA
DATE	3/31/16
PROFESSIONAL ENGINEER	

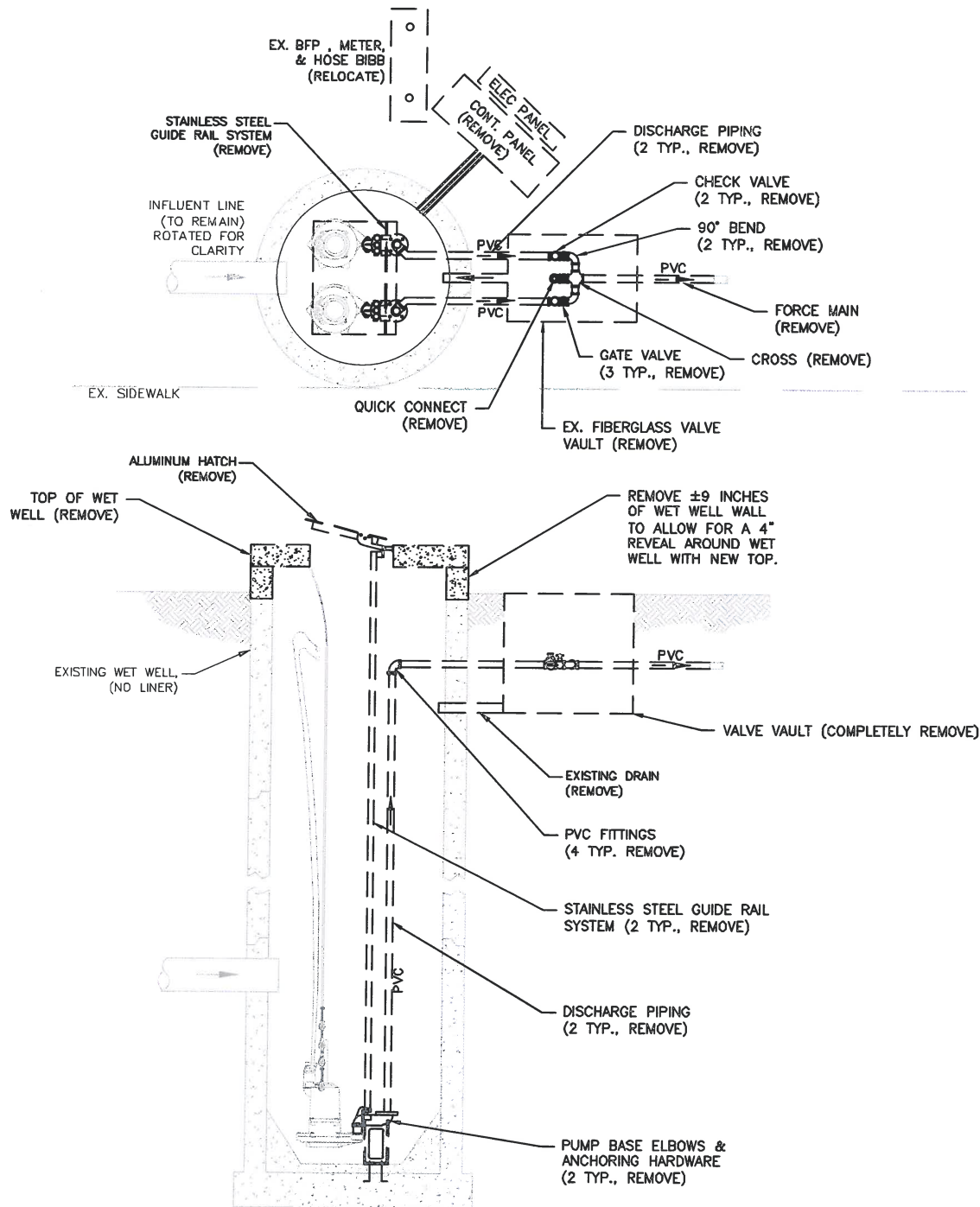
EXISTING

NOTES:

1. THE WET WELL AND VALVE VAULT CONFIGURATION SHOWN ON THESE GRAPHICS IS FOR IDENTIFICATION OF COMPONENTS TO BE REMOVED. THE CONTRACTOR SHALL FIELD VERIFY ALL EXISTING CONDITIONS, ELEVATIONS, CONFIGURATION, ETC. FOR ACCURACY.
2. THE CONTRACTOR/BIDDER SHALL FIELD VERIFY ALL EXISTING CONDITIONS AND DIMENSIONS.
3. THE CONTRACTOR/BIDDER SHALL DETERMINE THE DISCHARGE PIPING ELEVATIONS DURING THE SITE VISITS.
4. REMOVAL AND REINSTALLATION OF THE PUMPS DURING THE REHABILITATION SHALL BE DONE BY MANATEE COUNTY PERSONNEL IN COORDINATION WITH THE CONTRACTOR
5. BY-PASS PUMPING IS THE RESPONSIBILITY OF THE CONTRACTOR.
6. MANATEE COUNTY GOVERNMENT WILL PROVIDE ONE (1) LIFT STATION SHUT-DOWN AT NO COST TO THE CONTRACTOR. ADDITIONAL SHUT-DOWNS WILL COST THE CONTRACTOR \$3,500 EACH, IF NEEDED.
7. THE CONTRACTOR IS RESPONSIBLE FOR RESTORING ANY DAMAGED LANDSCAPING TO EXISTING OR DESIGN CONDITIONS.
8. THE WORK AREA IS LIMITED TO THE LIFT STATION SITE.

RADIO TELEMETRY UNIT (RTU)	214
DESIGN CAPACITY GPM/TDH	20/76
DISCHARGE PIPING DIAMETER	2"
WET WELL DIAMETER	4'
BOTTOM SLAB ELEVATION	±6.53
TOP ELEVATION	16.49
VALVE VAULT HATCH ELEVATION	16.0
INFLUENT INVERT ELEVATION	8.45
INFLUENT PIPE SIZE	8"
FORCE MAIN DIAMETER	2"
WET WELL VENT PIPE	N/A
ELECT. SERVICE SIZE, AMPS	60

* INFORMATION TAKEN FROM LIFT STATION DATA FILE (LSINFO.XLS 2015) & RECORD DRAWINGS. DATUM OF ELEVATIONS IS UNKNOWN.

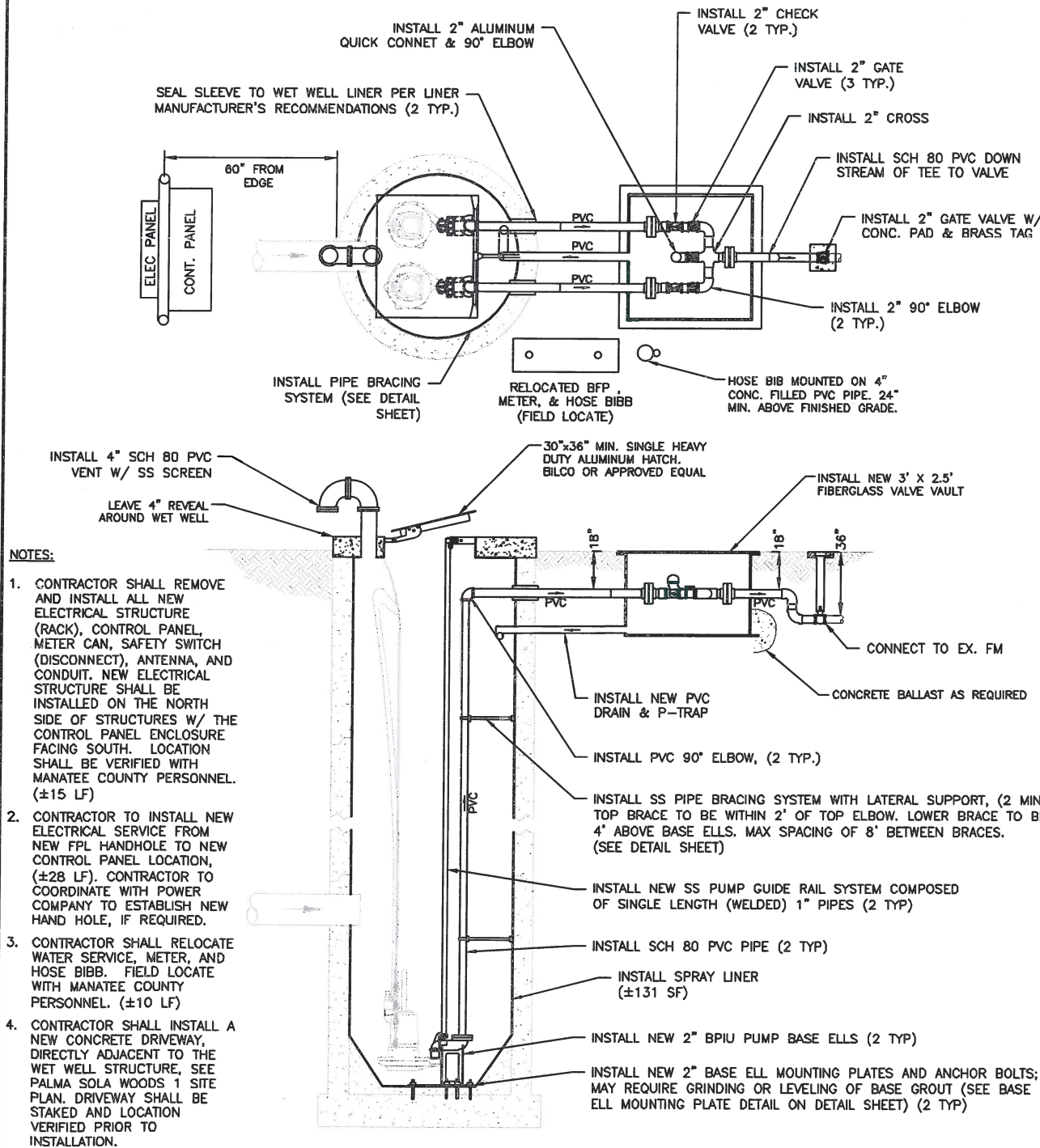


PROPOSED

INSTALL FIBERGLASS W.W. LINER	NO
APPLY SPRAY LINER W.W. LINER	YES
INSTALL STILLING WELL	NO
INSTALL FORCE MAIN G.V.	YES
NEW PIPING IN W.W.	YES, 2"
NEW BASE ELL	2" BPIU-12
RAISE TOP OF WET WELL:	NO
RAISE TOP OF VALVE VAULT:	NO
INSTALL WET WELL VENT PIPE	YES
UPGRADE BFP TO STANDARD, US-15	NO
RELOCATE WATER SERVICE ASSEMBLY	YES

NOTES:

1. CONTRACTOR SHALL NOT BACKFILL OVER ELECTROFUSED COUPLINGS UNTIL INSPECTOR HAS VISUALLY CHECKED IT FOR LEAKS DURING PUMP STARTUP OR PRESSURE TEST AS DIRECTED BY THE ENGINEER.
2. ALL MATERIALS AND INSTALLATION SHALL BE IN ACCORDANCE WITH THE LATEST MANATEE COUNTY PUBLIC WORKS UTILITY STANDARDS.
3. THE EXTERIOR SURFACES OF THE CONCRETE WET WELL AND VALVE VAULT EXPOSED ABOVE GRADE SHALL BE COATED WITH AT LEAST TWO COATS OF H & C SILICONE ACRYLIC CONCRETE STAIN, PATIO GREEN, MANUFACTURED BY FLR PAINTS, INC.
4. ALL PAINTING SHALL BE INCLUDED IN THE BID ITEM, MISCELLANEOUS WORK.
5. SEE SHEET 5A FOR SITE PLAN IMPROVEMENTS.



NOTES:

1. CONTRACTOR SHALL REMOVE AND INSTALL ALL NEW ELECTRICAL STRUCTURE (RACK), CONTROL PANEL, METER CAN, SAFETY SWITCH (DISCONNECT), ANTENNA, AND CONDUIT. NEW ELECTRICAL STRUCTURE SHALL BE INSTALLED ON THE NORTH SIDE OF STRUCTURES W/ THE CONTROL PANEL ENCLOSURE FACING SOUTH. LOCATION SHALL BE VERIFIED WITH MANATEE COUNTY PERSONNEL. (±15 LF)
2. CONTRACTOR TO INSTALL NEW ELECTRICAL SERVICE FROM NEW FPL HANDHOLE TO NEW CONTROL PANEL LOCATION, (±28 LF). CONTRACTOR TO COORDINATE WITH POWER COMPANY TO ESTABLISH NEW HAND HOLE, IF REQUIRED.
3. CONTRACTOR SHALL RELOCATE WATER SERVICE, METER, AND HOSE BIBB. FIELD LOCATE WITH MANATEE COUNTY PERSONNEL. (±10 LF)
4. CONTRACTOR SHALL INSTALL A NEW CONCRETE DRIVEWAY, DIRECTLY ADJACENT TO THE WET WELL STRUCTURE, SEE PALMA SOLA WOODS 1 SITE PLAN. DRIVEWAY SHALL BE STAKED AND LOCATION VERIFIED PRIOR TO INSTALLATION.



PUBLIC WORKS DEPARTMENT
ENGINEERING SERVICES
1022 26th Avenue East, Bradenton, FL 34208

THESE PLANS HAVE BEEN DESIGNED ON 11x17 SHEETS

SATELLITE LIFT STATION R&R

2015 GROUP 1

PALMA SOLA WOODS 1, RTU 214

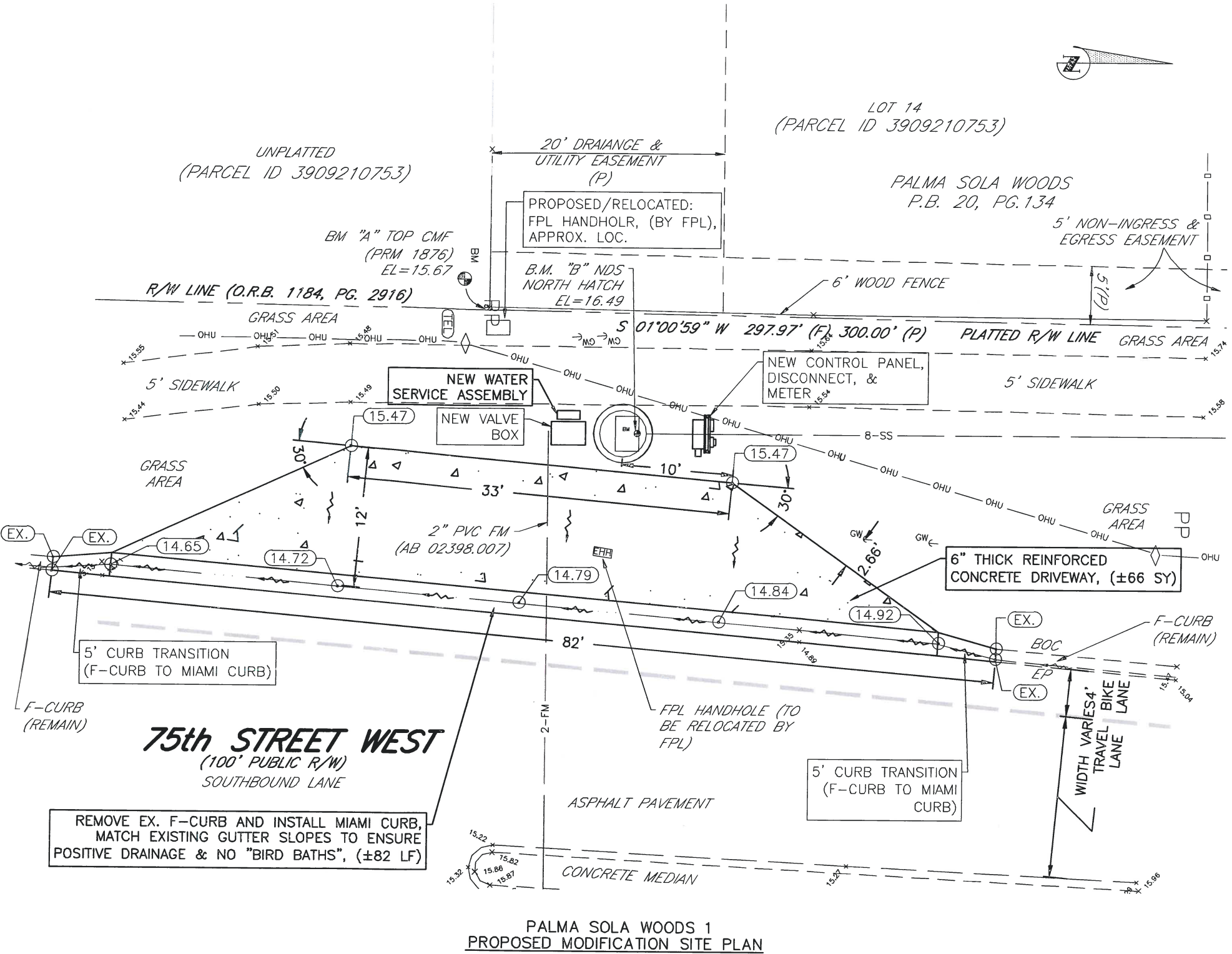
NO.	DATE	BY	REVISION DESCRIPTION
PROJECT #	402-5135180		
SURVEY #			
SEC./TWN./RGE	31/34/17		
SCALE	N.T.S.		
CHECKED	DATE	BY	
DESIGNED	DATE	BY	
SURVEYED	DATE	BY	
STATE OF	3/31/16		
FLORIDA			
PROFESSIONAL ENGINEER			
NO. 60823			
J. SHOU, P.E.			
OF 13			

SURVEY NOTES

1. BEARINGS ARE BASED ON THE EAST LINE OF LOT 14 OF PALMA SOLA WOODS A SUBDIVISION AS PER PLAT THEREOF RECORDED IN PLAT BOOK 20, PAGE 134 OF THE PUBLIC RECORDS OF MANATEE COUNTY, FLORIDA, HAVING A BEARING OF S 01°00'59" W, STATE PLANE COORDINATE SYSTEM, (WEST ZONE) NAD 83/2011 DERIVED FROM CONTROL MONUMENT "MANATEE G. STROOP CORN" (DL7628). THE PUBLISHED VALUES OF "COB 1046 (PID BBCR17)" AND "COB 1051 (PID BBCS47)" WERE USED TO VALIDATE THE PROJECT COORDINATES.
2. THE PROPERTY LIES WITHIN FLOOD ZONE "X" (OTHER AREAS) AS SHOWN ON MANATEE COUNTY FLOOD INSURANCE RATE MAP PANEL No. 12081C0282E, DATED MARCH 17, 2014.
3. ELEVATIONS ARE BASED ON N.A.V.D. 1988 DATUM, CITY OF BRADENTON BENCH MARK "COB 1046" ELEVATION OF 19.705'.
4. TITLE INFORMATION IS DERIVED FROM HILLSBOROUGH TITLE INC, DBA CORNERSTONE TITLE, FILE No. LR15-061350E, DATED SEPTEMBER 28, 2015.

BENCH MARKS:

- BM "A" TOP CONCRETE MOUNTMENT (PRM 1876)
EL. = 15.67' NAVD 1988 (EL. = 16.65' NGVD 1929)
- BM "B" NORTH WET WELL HATCH
EL. = 16.49' NAVD 1988 (EL. = 17.47' NGVD 1929)



EXISTING

NOTES:

1. THE WET WELL AND VALVE VAULT CONFIGURATION SHOWN ON THESE GRAPHICS IS FOR IDENTIFICATION OF COMPONENTS TO BE REMOVED. THE CONTRACTOR SHALL FIELD VERIFY ALL EXISTING CONDITIONS, ELEVATIONS, CONFIGURATION, ETC. FOR ACCURACY.
2. THE CONTRACTOR/BIDDER SHALL FIELD VERIFY ALL EXISTING CONDITIONS AND DIMENSIONS.
3. THE CONTRACTOR/BIDDER SHALL DETERMINE THE DISCHARGE PIPING ELEVATIONS DURING THE SITE VISITS.
4. REMOVAL AND REINSTALLATION OF THE PUMPS DURING THE REHABILITATION SHALL BE DONE BY MANATEE COUNTY PERSONNEL IN COORDINATION WITH THE CONTRACTOR
5. BY-PASS PUMPING IS THE RESPONSIBILITY OF THE CONTRACTOR.
6. MANATEE COUNTY GOVERNMENT WILL PROVIDE ONE (1) LIFT STATION SHUT-DOWN AT NO COST TO THE CONTRACTOR. ADDITIONAL SHUT-DOWNS WILL COST THE CONTRACTOR \$3,500 EACH, IF NEEDED.
7. THE CONTRACTOR IS RESPONSIBLE FOR RESTORING ANY DAMAGED LANDSCAPING TO EXISTING OR DESIGN CONDITIONS.
8. THE WORK AREA IS LIMITED TO THE LIFT STATION SITE.

RADIO TELEMETRY UNIT (RTU)	246
L.S. DESIGN CAPACITY GPM/TDH	124/50.8
DISCHARGE PIPING DIAMETER	4"
WET WELL DIAMETER	6"
BOTTOM SLAB ELEVATION	-3.70
TOP ELEVATION	17.93
VALVE VAULT HATCH ELEVATION	17.93
INFLUENT INVERT ELEVATION	1.97
INFLUENT PIPE SIZE	8"
FORCE MAIN DIAMETER	4"
WET WELL VENT PIPE	DI
ELECT. SERVICE SIZE, AMPS	100

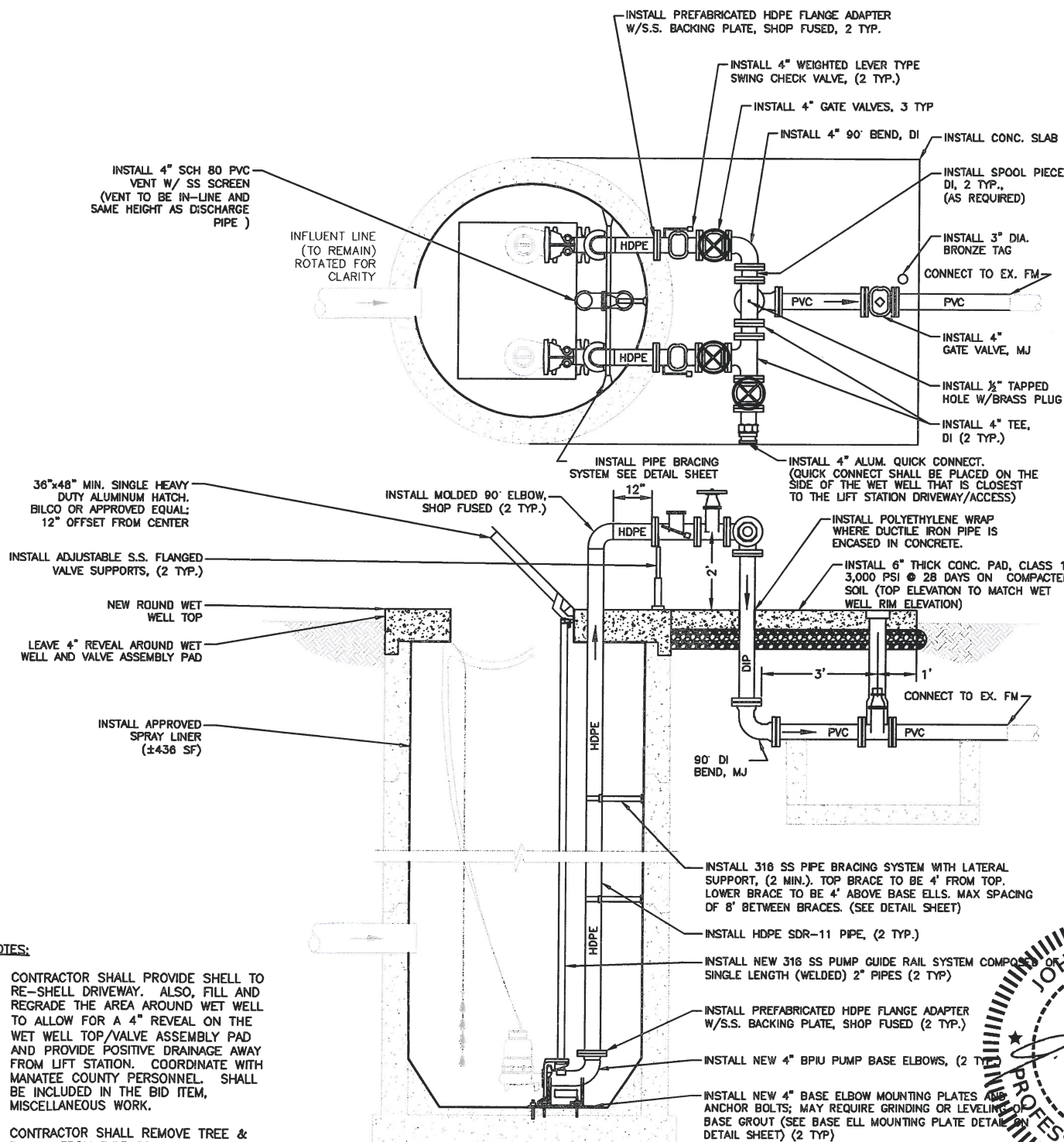
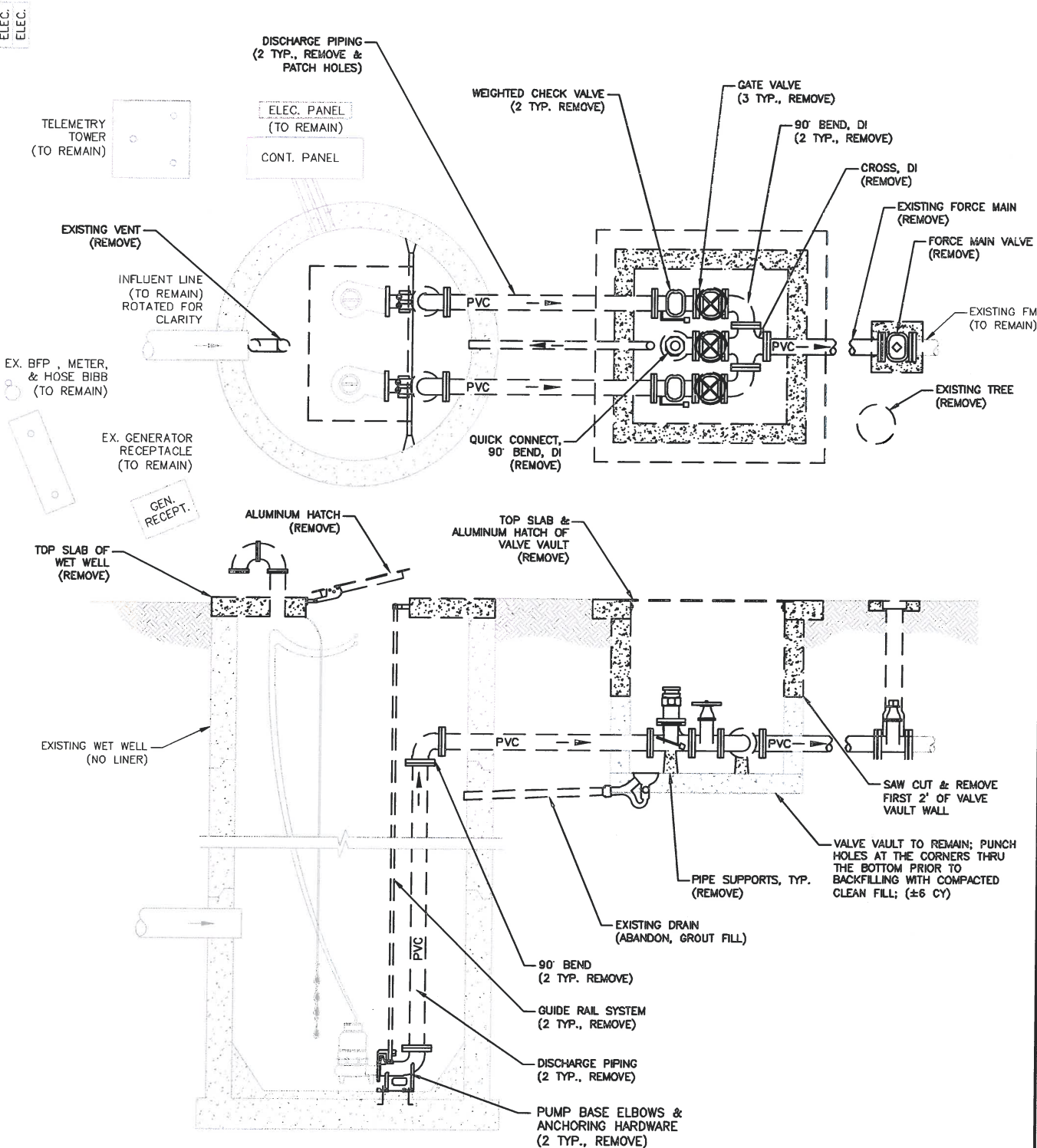
* INFORMATION TAKEN FROM LIFT STATION DATA FILE (LSINFO.XLS 2015) & RECORD DRAWINGS. DATUM OF ELEVATIONS IS UNKNOWN.

PROPOSED

INSTALL FIBERGLASS W.W. LINER	NO
APPLY SPRAY LINER W.W. LINER	YES
INSTALL STILLING WELL	NO
INSTALL FORCE MAIN G.V.	YES
NEW HDPE PIPING IN W.W.	YES, 4"
NEW BASE ELL	4" BPIU-14
RAISE TOP OF WET WELL:	N/A
RAISE TOP OF VALVE VAULT:	N/A
REPLACE WET WELL VENT PIPE	YES
UPGRADE BFP TO STANDARD, US-15	NO
RELOCATE WATER SERVICE ASSEMBLY	NO

GENERAL NOTES:

1. CONTRACTOR SHALL NOT BACKFILL OVER ELECTROFUSED COUPLINGS UNTIL INSPECTOR HAS VISUALLY CHECKED IT FOR LEAKS DURING PUMP STARTUP OR PRESSURE TEST AS DIRECTED BY THE COUNTY.
2. ALL MATERIALS AND INSTALLATION SHALL BE IN ACCORDANCE WITH THE LATEST MANATEE COUNTY PUBLIC WORKS UTILITY STANDARDS.
3. THE CONCRETE SHALL BE GIVEN A BROOM FINISH. THE SURFACE VARIATIONS SHALL BE NOT MORE THAN 1/4" UNDER A TEN FOOT (10') STRAIGHTEDGE, NOT MORE THAN 1/8" ON A FIVE FOOT (5') TRANSVERSE SECTION. THE EDGE OF THE CONCRETE PAD SHALL BE CAREFULLY FINISHED WITH A EDGING TOOL HAVING A RADIUS OF 1/2".
4. EXPANSION JOINT: EXPANSION JOINTS BETWEEN THE CONC. PAD AND THE WET WELL SHALL BE 1/2" MATERIAL AND SHALL MEET THE REQUIREMENTS OF AASHTO M153 OR AASHTO M213.
5. THE EXTERIOR SURFACES OF THE CONCRETE WET WELL AND VALVE PAD EXPOSED ABOVE GRADE SHALL BE COATED WITH AT LEAST TWO COATS OF H & C SILICONE ACRYLIC CONCRETE STAIN, PATIO GREEN, MANUFACTURED BY FLR PAINTS. THE ABOVE GROUND VALVE ASSEMBLY & PIPING SHALL BE PAINTED, RUSTOLEUM 7538 HUNTER GREEN. CONTRACTOR SHALL TAKE PRECAUTIONS TO PREVENT OVER-SPRAY OF PAINT ONTO THE CONCRETE SLAB.
6. ALL PAINTING SHALL BE INCLUDED IN THE BID ITEM, MISCELLANEOUS WORK.



NOTES:

1. CONTRACTOR SHALL PROVIDE SHELL TO RE-SHELL DRIVEWAY. ALSO, FILL AND REGRADE THE AREA AROUND WET WELL TO ALLOW FOR A 4" REVEAL ON THE WET WELL TOP/VALVE ASSEMBLY PAD AND PROVIDE POSITIVE DRAINAGE AWAY FROM LIFT STATION. COORDINATE WITH MANATEE COUNTY PERSONNEL. SHALL BE INCLUDED IN THE BID ITEM, MISCELLANEOUS WORK.
2. CONTRACTOR SHALL REMOVE TREE & BRUSH FROM SIDE OF WET WELL & VALVE VAULT.



PUBLIC WORKS DEPARTMENT
ENGINEERING SERVICES
1022 26th Avenue East, Bradenton, FL 34208

THESE PLANS HAVE BEEN DESIGNED ON 11x17 SHEETS

SATELLITE LIFT STATION R&R

2015 GROUP 1

AZALEA PARK, RTU 246

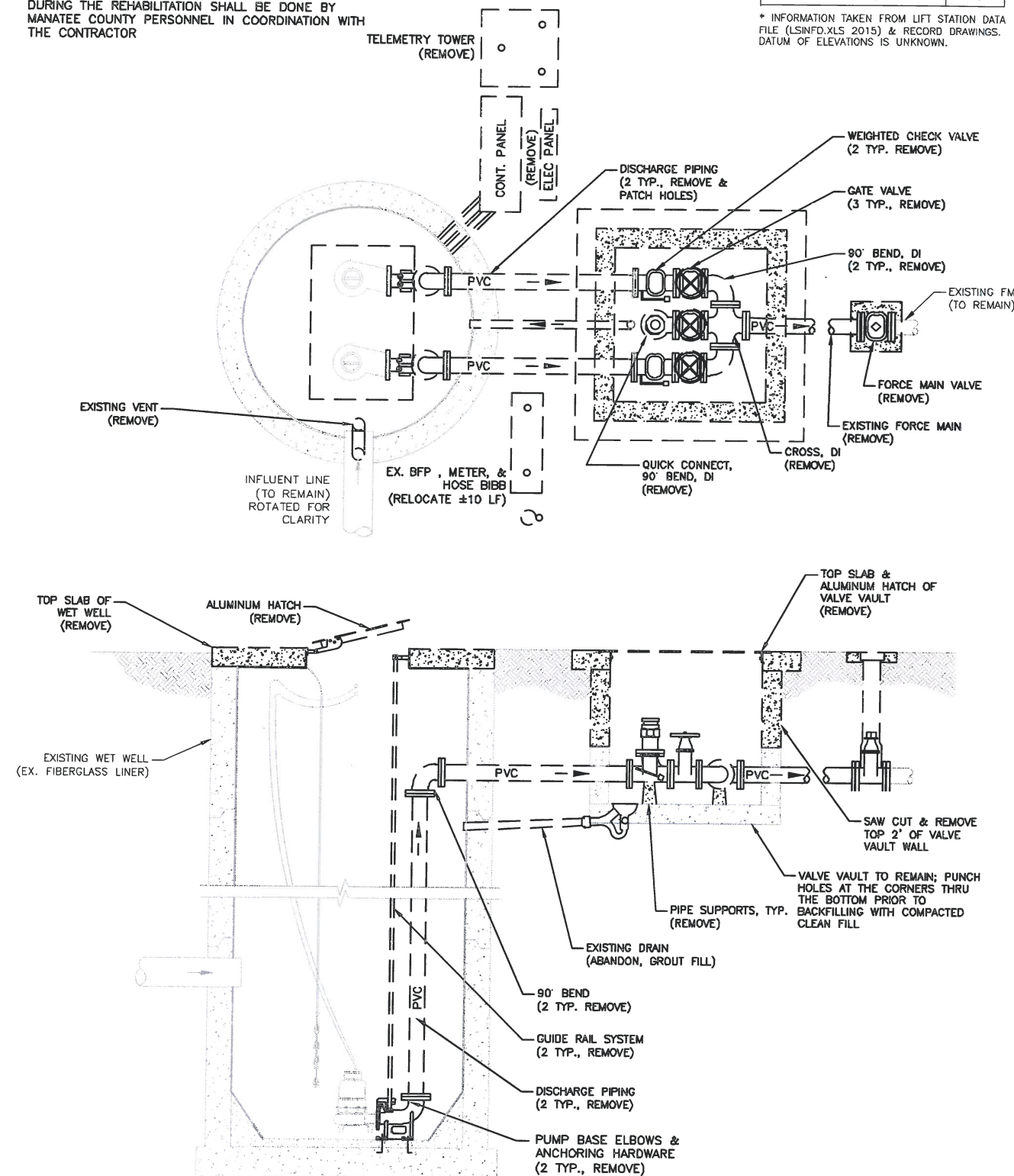
DATE	
BY	
REVISION DESCRIPTION	
NO.	
PROJECT #	402-0019707 / 5005118
SURVEY #	-
SEC./TWN./RGE	24/34/16
SCALE	N.T.S.
DATE	
SURVEYED	
DESIGNED	
DRAWN	
CHECKED	
IN CHARGE	
STATE OF FLORIDA	
PROFESSIONAL ENGINEER	
DATE	3/31/16
OF 13	

1. THE WET WELL AND VALVE VAULT CONFIGURATION SHOWN ON THESE GRAPHICS IS FOR IDENTIFICATION OF COMPONENTS TO BE REMOVED. THE CONTRACTOR SHALL FIELD VERIFY ALL EXISTING CONDITIONS, ELEVATIONS, CONFIGURATION, ETC. FOR ACCURACY.
2. THE CONTRACTOR/BIDDER SHALL FIELD VERIFY ALL EXISTING CONDITIONS AND DIMENSIONS.
3. THE CONTRACTOR/BIDDER SHALL DETERMINE THE DISCHARGE PIPING ELEVATIONS DURING THE SITE VISITS.
4. REMOVAL AND REINSTALLATION OF THE PUMPS DURING THE REHABILITATION SHALL BE DONE BY MANATEE COUNTY PERSONNEL IN COORDINATION WITH THE CONTRACTOR

5. BY-PASS PUMPING IS THE RESPONSIBILITY OF THE CONTRACTOR.
6. MANATEE COUNTY GOVERNMENT WILL PROVIDE ONE (1) LIFT STATION SHUT-DOWN AT NO COST TO THE CONTRACTOR. ADDITIONAL SHUT-DOWNS WILL COST THE CONTRACTOR \$3,500 EACH, IF NEEDED.
7. THE CONTRACTOR IS RESPONSIBLE FOR RESTORING ANY DAMAGED LANDSCAPING TO EXISTING OR DESIGN CONDITIONS.
8. THE WORK AREA IS LIMITED TO THE LIFT STATION SITE.

RADIO TELEMETRY UNIT (RTU)	251
DESIGN CAPACITY GPM/TD _H	122/29
DISCHARGE PIPING DIAMETER	4"
WET WELL DIAMETER	6'
BOTTOM SLAB ELEVATION	-9.13
TOP ELEVATION	8.14
VALVE VAULT HATCH ELEVATION	8.10
INFLUENT INVERT ELEVATION	-3.55
INFLUENT PIPE SIZE	8"
FORCE MAIN DIAMETER	4"
WET WELL VENT PIPE	PVC
ELECT. SERVICE SIZE, AMPS	100

* INFORMATION TAKEN FROM LIFT STATION DATA
FILE (LSINFO.XLS 2015) & RECORD DRAWINGS.
DATUM OF ELEVATIONS IS UNKNOWN.

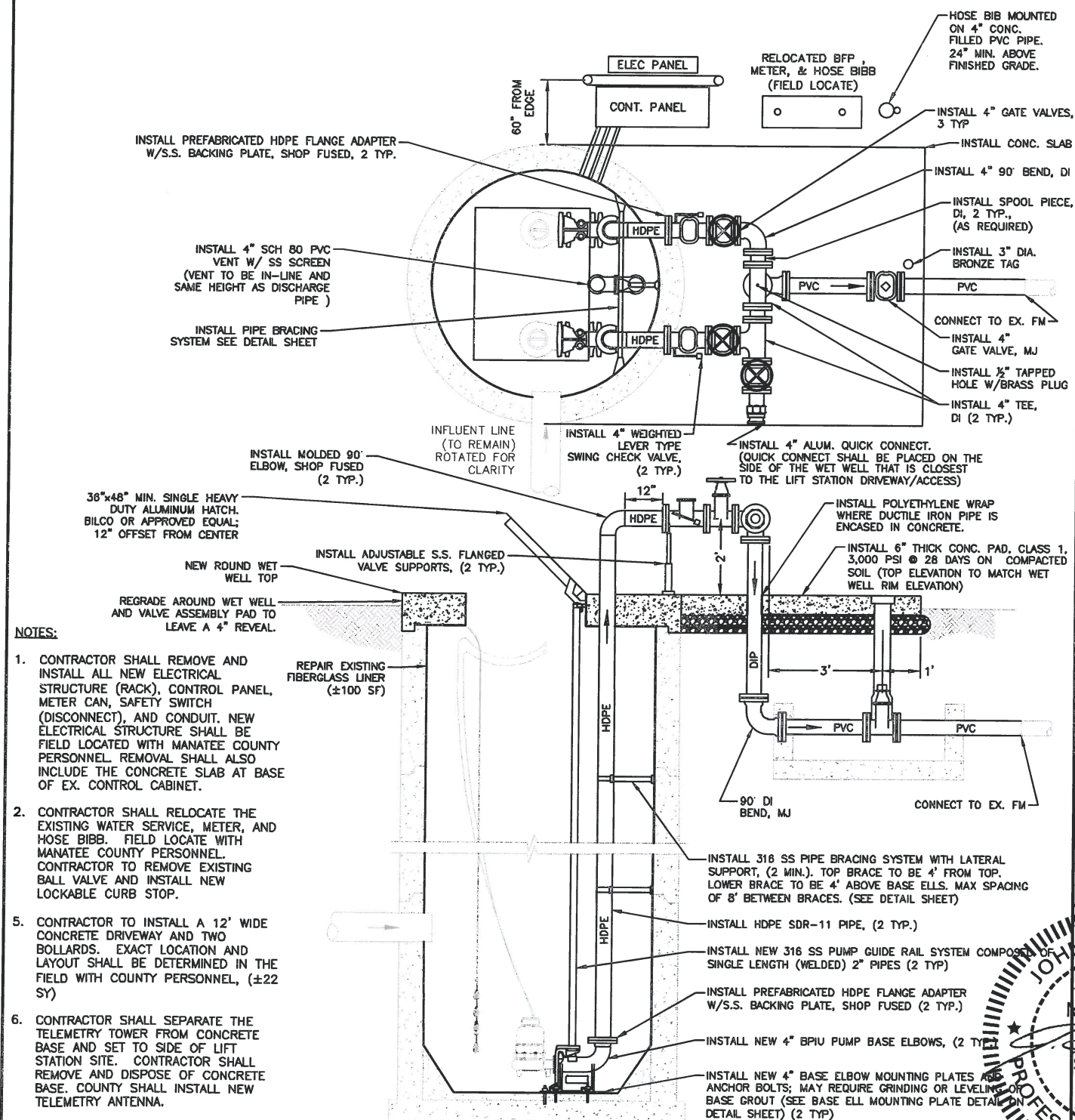


NOT

- 1.
- 2.
- 5.
- 6.
- 7.

INSTALL FIBERGLASS W.W. LINER	NO
APPLY SPRAY LINER W.W. LINER	YES
INSTALL STILLING WELL	NO
INSTALL FORCE MAIN G.V.	YES
NEW HDPE PIPING IN W.W.	YES, 4"
NEW BASE ELI	4" BPIU-14
RAISE TOP OF WET WELL:	NO
RAISE TOP OF VALVE VAULT:	N/A
INSTALL WET WELL VENT PIPE	YES
UPGRADE BFP TO STANDARD, US-15	NO
RELOCATE WATER SERVICE ASSEMBLY	YES

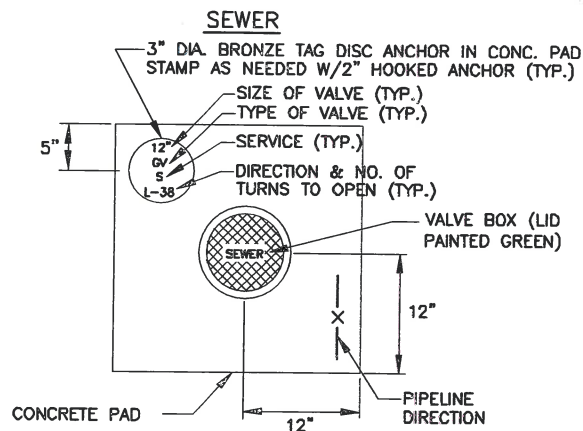
1. CONTRACTOR SHALL NOT BACKFILL OVER ELECTROFUSED COUPLINGS UNTIL INSPECTOR HAS VISUALLY CHECKED IT FOR LEAKS DURING PUMP STARTUP OR PRESSURE TEST AS DIRECTED BY THE COUNTY.
2. ALL MATERIALS AND INSTALLATION SHALL BE IN ACCORDANCE WITH THE LATEST MANATEE COUNTY PUBLIC WORKS UTILITY STANDARDS.
3. THE CONCRETE SHALL BE GIVEN A BROOM FINISH. THE SURFACE VARIATIONS SHALL BE NOT MORE THAN 1/4" UNDER A TEN FOOT (10') STRAIGHTEDGE, NOT MORE THAN 1/8" ON A FIVE FOOT (5') TRANSVERSE SECTION. THE EDGE OF THE CONCRETE PAD SHALL BE CAREFULLY FINISHED WITH A EDGING TOOL HAVING A RADIUS OF 1/2".
4. EXPANSION JOINT: EXPANSION JOINTS BETWEEN THE CONC. PAD AND THE WET WELL SHALL BE 1/2" MATERIAL AND SHALL MEET THE REQUIREMENTS OF AASHTO M153 OR AASHTO M213.
5. THE EXTERIOR SURFACES OF THE CONCRETE WET WELL AND VALVE PAD EXPOSED ABOVE GRADE SHALL BE COATED WITH AT LEAST TWO COATS OF H & C SILICONE ACRYLIC CONCRETE STAIN, PATIO GREEN, MANUFACTURED BY FLR PAINTS. THE ABOVE GROUND VALVE ASSEMBLY & PIPING SHALL BE PAINTED, RUSTOLEUM 7538 HUNTER GREEN. CONTRACTOR SHALL TAKE PRECAUTIONS TO PREVENT OVER-SPRAY OF PAINT ONTO THE CONCRETE SLAB.
6. ALL PAINTING SHALL BE INCLUDED IN THE BID ITEM, MISCELLANEOUS WORK.




1. CONTRACTOR SHALL REMOVE AND INSTALL ALL NEW ELECTRICAL STRUCTURE (RACK), CONTROL PANEL, METER CAN, SAFETY SWITCH (DISCONNECT), AND CONDUIT. NEW ELECTRICAL STRUCTURE SHALL BE FIELD LOCATED WITH MANATEE COUNTY PERSONNEL. REMOVAL SHALL ALSO INCLUDE THE CONCRETE SLAB AT BASE OF EX. CONTROL CABINET.
2. CONTRACTOR SHALL RELOCATE THE EXISTING WATER SERVICE, METER, AND HOSE BIBB. FIELD LOCATE WITH MANATEE COUNTY PERSONNEL. CONTRACTOR TO REMOVE EXISTING BALL VALVE AND INSTALL NEW LOCKABLE CURB STOP.
5. CONTRACTOR TO INSTALL A 12' WIDE CONCRETE DRIVEWAY AND TWO BOLLARDS. EXACT LOCATION AND LAYOUT SHALL BE DETERMINED IN THE FIELD WITH COUNTY PERSONNEL, (± 22 SY)
6. CONTRACTOR SHALL SEPARATE THE TELEMETRY TOWER FROM CONCRETE BASE AND SET TO SIDE OF LIFT STATION SITE. CONTRACTOR SHALL REMOVE AND DISPOSE OF CONCRETE BASE. COUNTY SHALL INSTALL NEW TELEMETRY ANTENNA.
7. CONTRACTOR TO TRIM TREE ROOTS BACK FROM WET WELL, MIN. 3 FT.

COPYRIGHT 2010 WAWATEE COUNTY GOVERNMENT | S:\PWD_Engineering_Shore\Utili_Eng Design\PROJ\--SAN SWR Proj\San Swr - LS Upgrades\SLS R&R 2015 Group | DWGS\SLS R&R 2015 Grp | dwg | Details | 3/31/2016 | 1:08 PM Sheet Status: 0 2/14/00

0. MANATEE COUNTY SHALL HAVE THE OPTION TO PICK-UP AT THE SITE ANY REMOVED ITEM SUCH AS VALVES FOR POSSIBLE REUSE. THE CONTRACTOR SHALL BE RESPONSIBLE FOR THE PROPER DISPOSAL OF ALL REMOVED ITEMS NOT PICKED UP BY THE COUNTY.



1. "S" TO BE IMPRESSED INTO THE NEWLY-POURED CONCRETE CURB, ALONG WITH DISTANCE IN FEET TO THE VALVE. IF NO CURB, INSTALL A GREEN DISC WITH "S" AND A 1/8"x1" GALVANIZED STEEL SCREW IN THE EDGE OF PAVEMENT WITH THE FOOTAGE FROM THE DISC TO THE VALVE.
2. ALL EXISTING AND PROPOSED VALVE BOXES SHALL BE ADJUSTED TO FINISHED GRADES AS DETERMINED IN THE FIELD.
3. SANITARY VALVES SHALL NOT BE PLACED IN HANDICAPPED RAMPS.
4. PRECAST CONCRETE PADS & THRUST BLOCKS SHALL NOT BE USED.
5. ALL EXPOSED EDGES OF CONCRETE SHALL BE CHAMFERED 1/2".
6. PIPELINE DIRECTION TO BE IMPRESSED INTO NEWLY POURED CONCRETE PAD.



SATELLITE LIFT STATION R&R 2015 GROUP 1 DETAILS

PROJECT #	402-0019707 / 5001301
SURVEY #	-
SEC./TWN./RGE	-
SCALE	N.T.S.

SURVEYED

DESIGNED TO 8/2015

SCIENCE ET L'ART 9/2015

CHECKED ISS
0. 60923

~~J. SPIER SHOUN, D.E.~~
~~FLORIDA DE~~

STATE OF Id

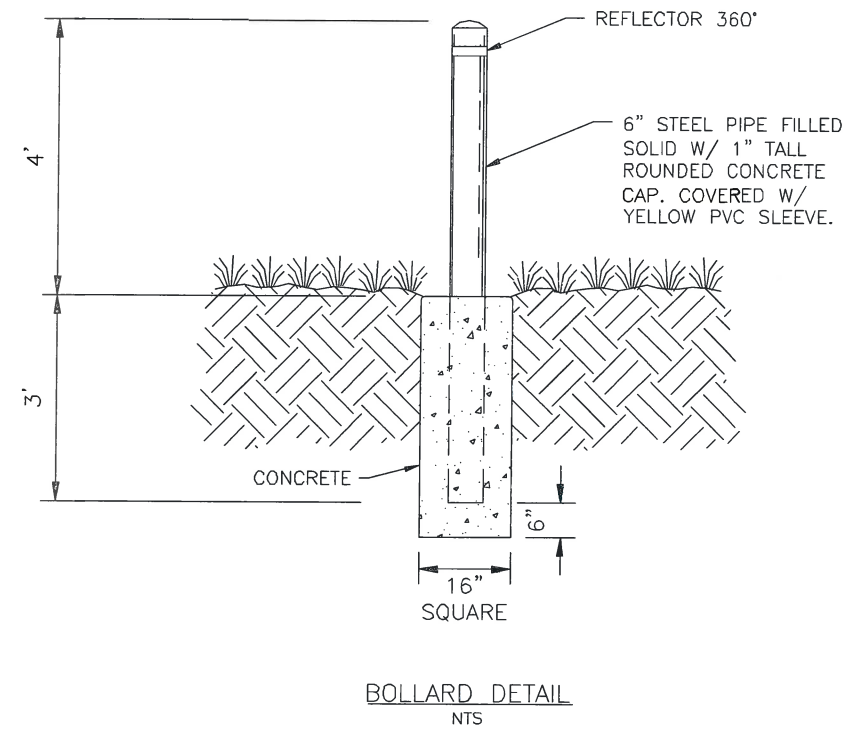
3/31/16

FLORIDA

Signature: _____

SHEET 11 OF 13


7 OF 13

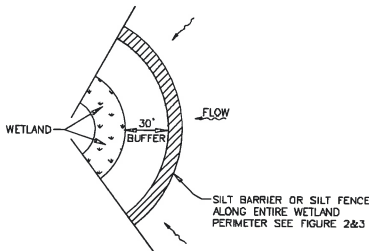


**PUBLIC WORKS DEPARTMENT
ENGINEERING SERVICES**
22 26th Avenue East, Bradenton, FL 34208

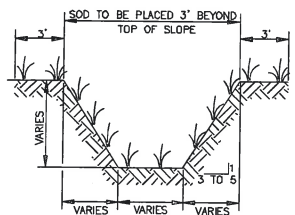
THESE PLANS HAVE BEEN DESIGNED ON 11x17 SHEETS

SATELLITE LIFT STATION R&R 2015 GROUP 1 DETAILS

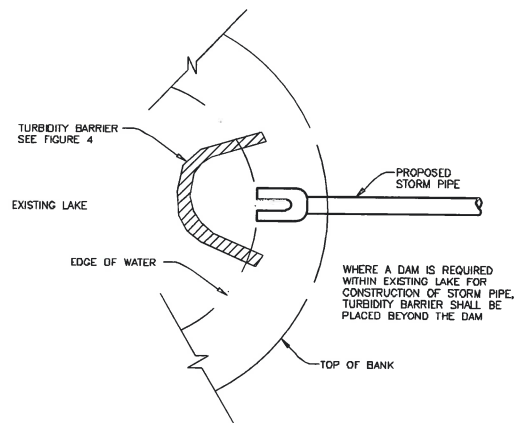
[illegible]



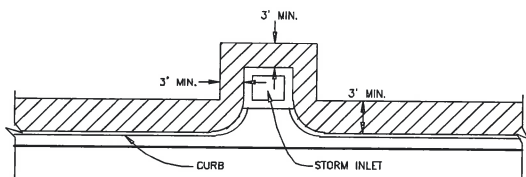
WETLAND BUFFER
FIGURE 1



TYPICAL SWALE SECTION
FIGURE 5

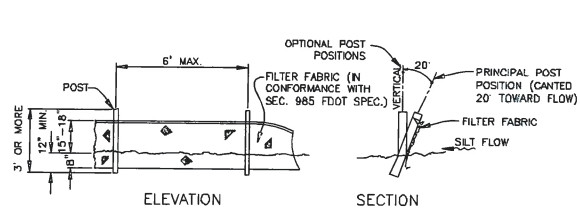


TURBIDITY BARRIER AT CONNECTION OF
STORM PIPE TO EXISTING LAKE
FIGURE 9

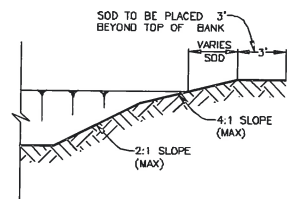


SOD ALONG CURB
AND AROUND INLET
FIGURE 14

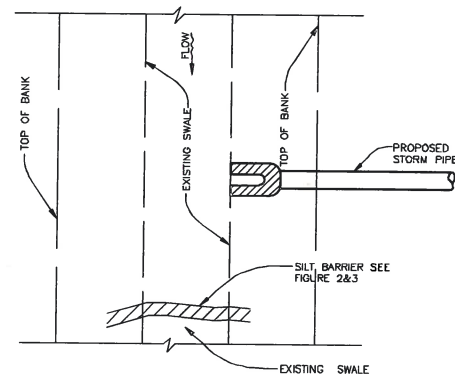
NOTE:
REFERENCE THE FDOT DESIGN STANDARDS
LATEST EDITION FOR ALL TEMPORARY
EROSION CONTROL MEASURES.



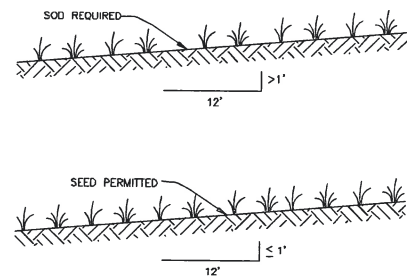
TYPICAL SILT FENCE
FIGURE 2



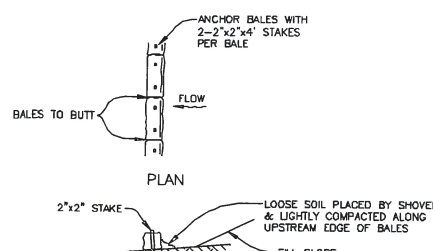
TYPICAL RETENTION/DETENTION POND SECTION
FIGURE 6



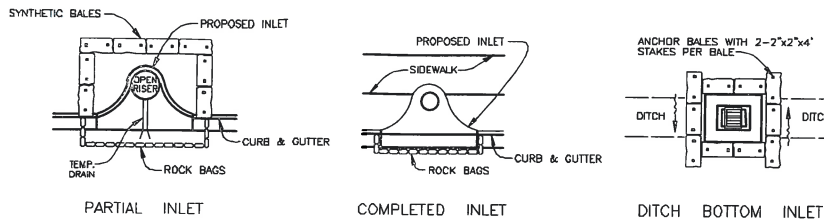
SILT BARRIER AT CONNECTION OF
STORM PIPE TO EXISTING SWALE
FIGURE 10



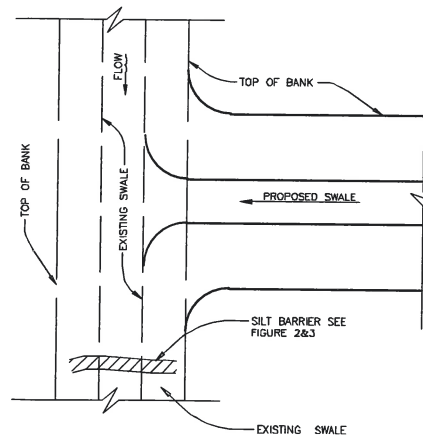
GRASS SLOPES
FIGURE 13



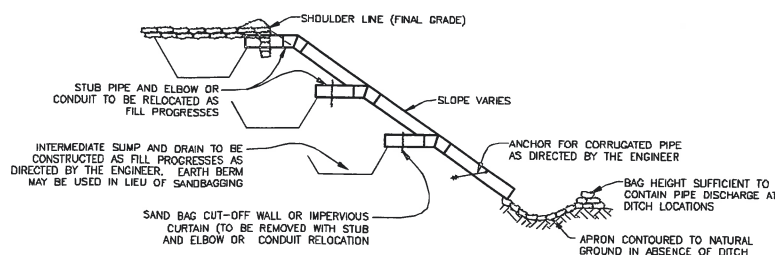
TYPICAL BALE SILT BARRIER
FIGURE 3



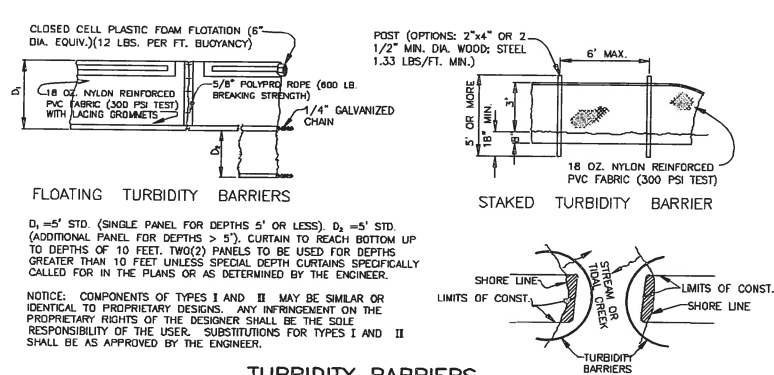
SYNTHETIC BALE PROTECTION AROUND
INLETS OR SIMILAR STRUCTURES
FIGURE 7



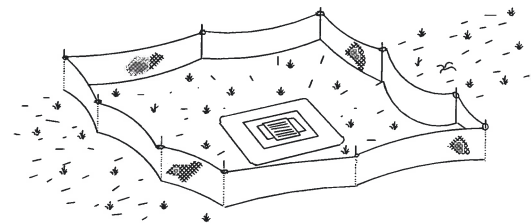
SILT BARRIER AT CONNECTION
OF SWALE TO EXISTING SWALE
FIGURE 11



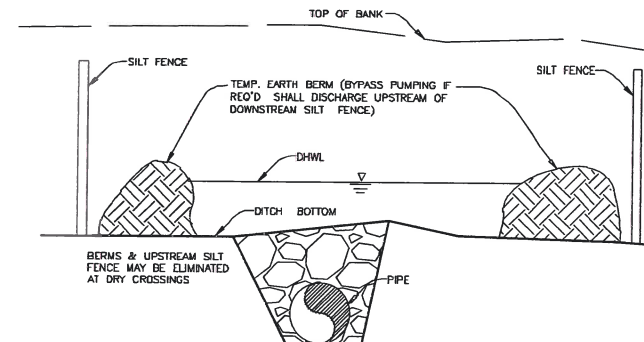
SECTION AA
TEMPORARY SLOPE DRAIN
FIGURE 15



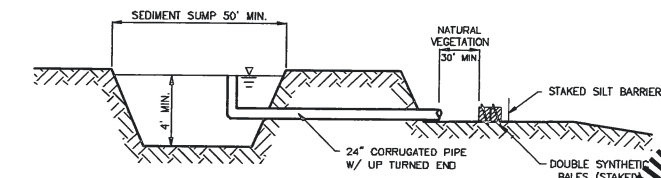
TURBIDITY BARRIERS
FIGURE 4



TYPE III SILT FENCE PROTECTION
AROUND DITCH BOTTOM INLETS
STAKED SILT BARRIER OR SILT FENCE
PROTECTION AROUND DITCH BOTTOM INLETS
FIGURE 8



UNDERGROUND PIPE CROSSING
FIGURE 12



SEDIMENT SUMP SECTION
FIGURE 16