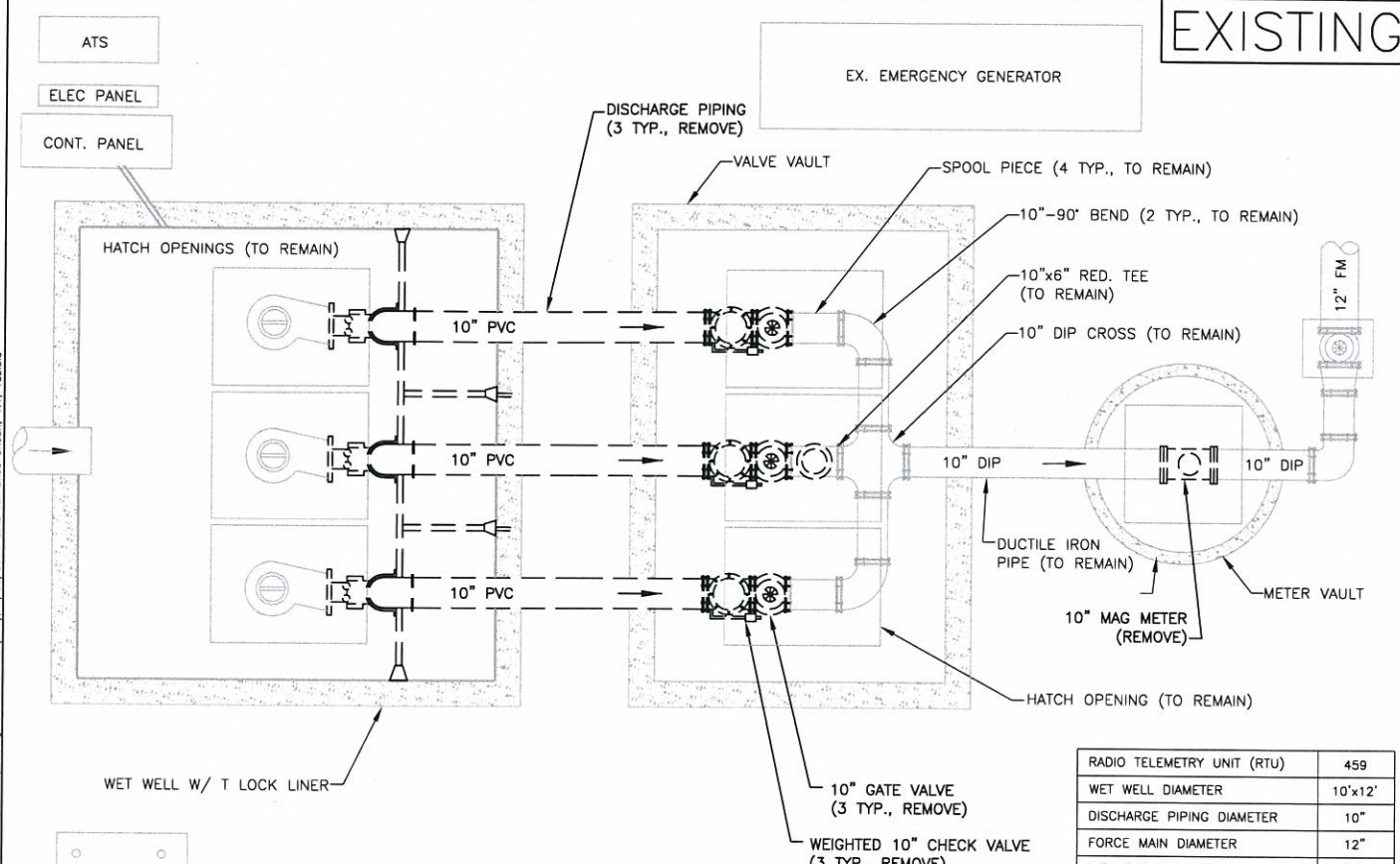


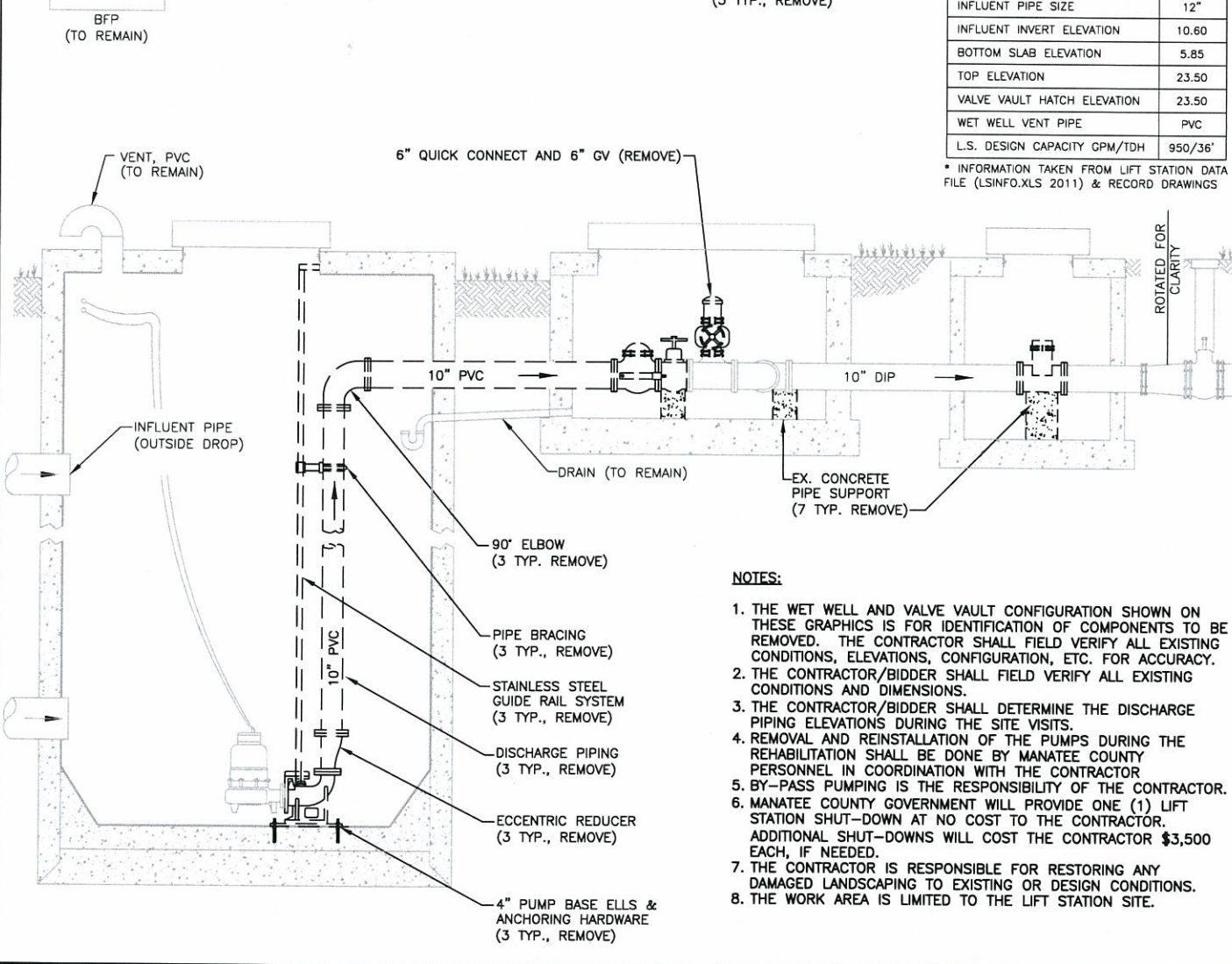
**EXISTING**

**PROPOSED**

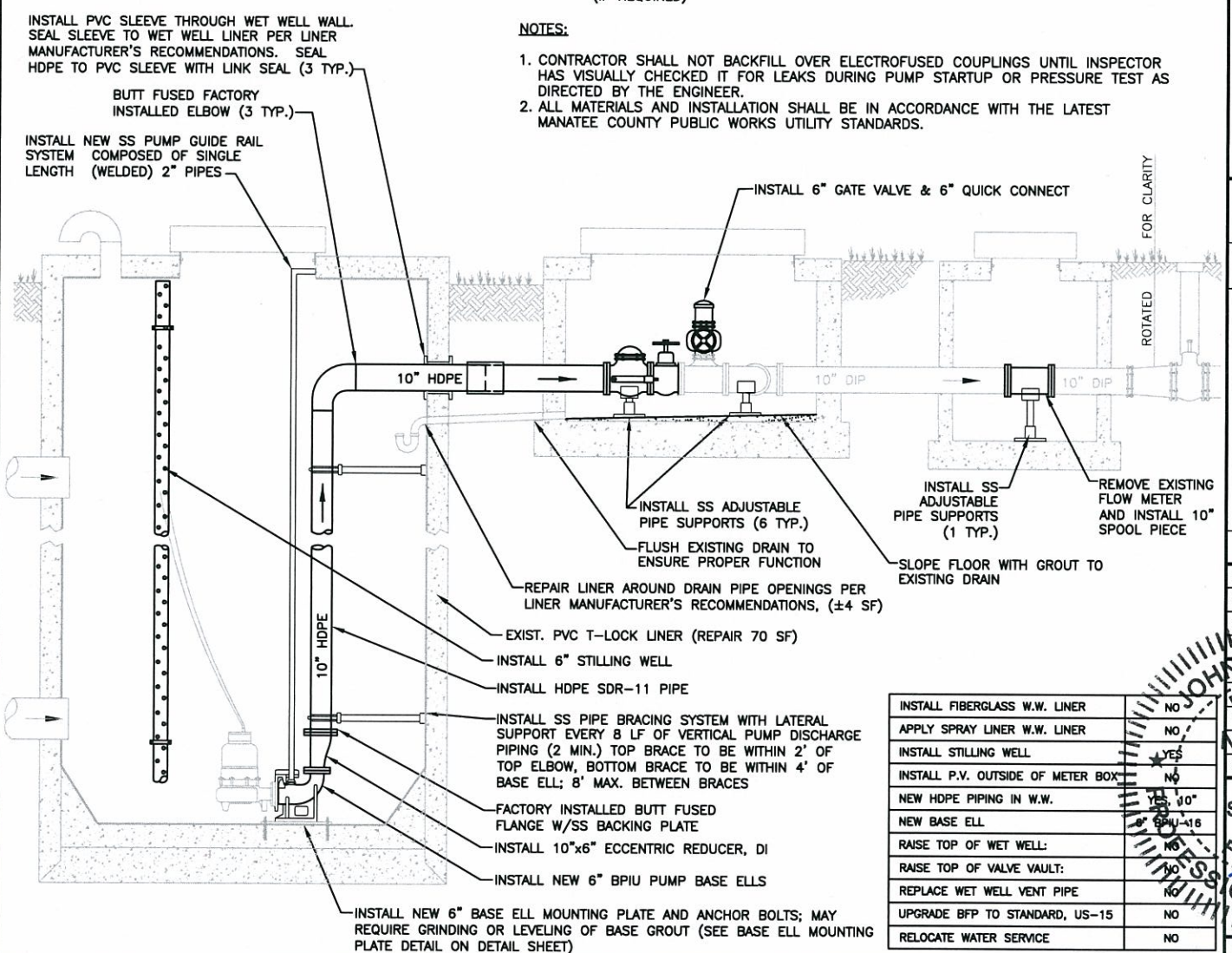
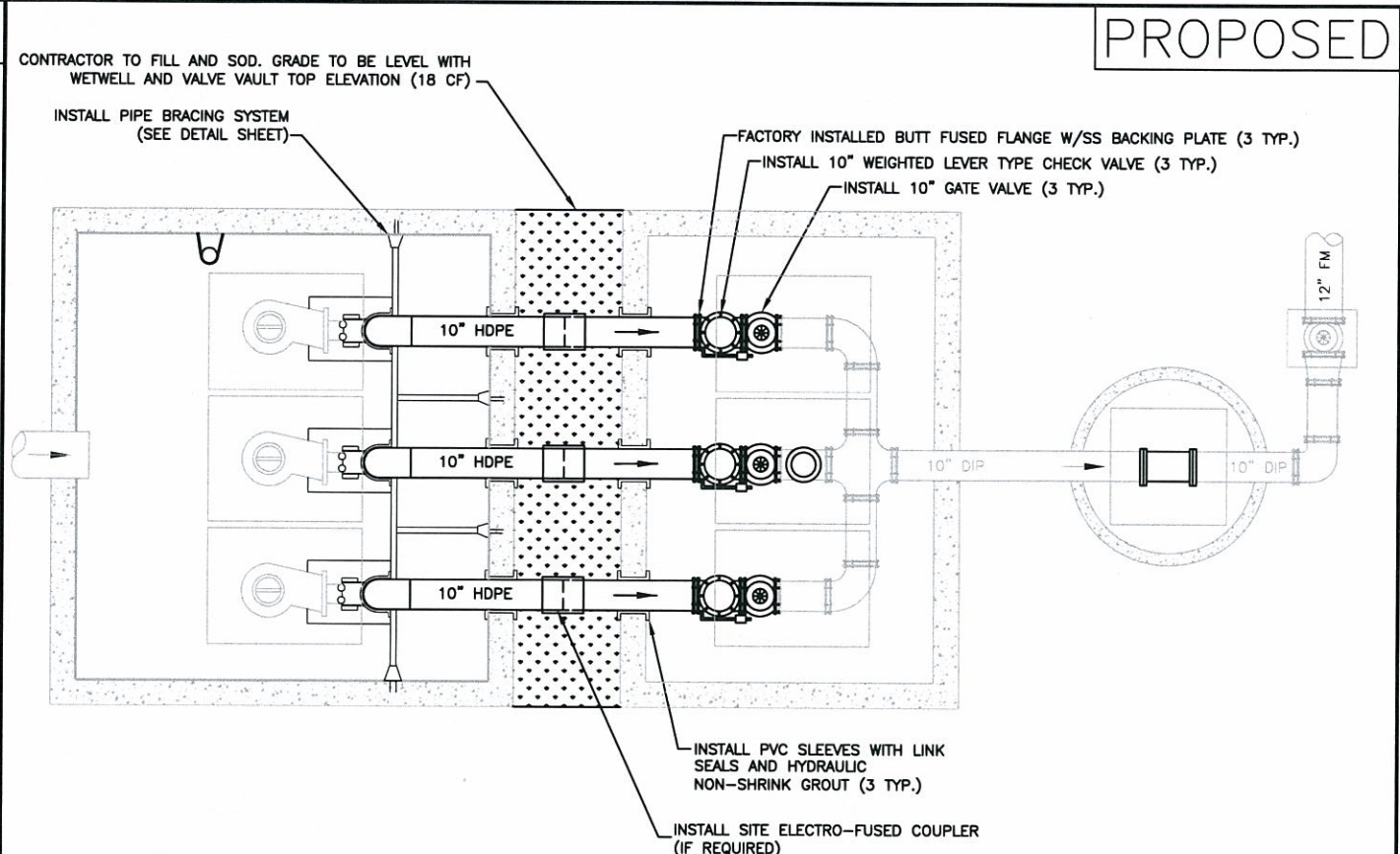


RADIO TELEMETRY UNIT (RTU)	459
WET WELL DIAMETER	10'x12'
DISCHARGE PIPING DIAMETER	10"
FORCE MAIN DIAMETER	12"
INFLUENT PIPE SIZE	12"
INFLUENT INVERT ELEVATION	10.60
BOTTOM SLAB ELEVATION	5.85
TOP ELEVATION	23.50
VALVE VAULT HATCH ELEVATION	23.50
WET WELL VENT PIPE	PVC
L.S. DESIGN CAPACITY GPM/TDH	950/36'

\* INFORMATION TAKEN FROM LIFT STATION DATA FILE (LSINFO.XLS 2011) & RECORD DRAWINGS



- NOTES:**
1. THE WET WELL AND VALVE VAULT CONFIGURATION SHOWN ON THESE GRAPHICS IS FOR IDENTIFICATION OF COMPONENTS TO BE REMOVED. THE CONTRACTOR SHALL FIELD VERIFY ALL EXISTING CONDITIONS, ELEVATIONS, CONFIGURATION, ETC. FOR ACCURACY.
  2. THE CONTRACTOR/BIDDER SHALL FIELD VERIFY ALL EXISTING CONDITIONS AND DIMENSIONS.
  3. THE CONTRACTOR/BIDDER SHALL DETERMINE THE DISCHARGE PIPING ELEVATIONS DURING THE SITE VISITS.
  4. REMOVAL AND REINSTALLATION OF THE PUMPS DURING THE REHABILITATION SHALL BE DONE BY MANATEE COUNTY PERSONNEL IN COORDINATION WITH THE CONTRACTOR.
  5. BY-PASS PUMPING IS THE RESPONSIBILITY OF THE CONTRACTOR.
  6. MANATEE COUNTY GOVERNMENT WILL PROVIDE ONE (1) LIFT STATION SHUT-DOWN AT NO COST TO THE CONTRACTOR. ADDITIONAL SHUT-DOWNS WILL COST THE CONTRACTOR \$3,500 EACH, IF NEEDED.
  7. THE CONTRACTOR IS RESPONSIBLE FOR RESTORING ANY DAMAGED LANDSCAPING TO EXISTING OR DESIGN CONDITIONS.
  8. THE WORK AREA IS LIMITED TO THE LIFT STATION SITE.



- NOTES:**
1. CONTRACTOR SHALL NOT BACKFILL OVER ELECTROFUSED COUPLINGS UNTIL INSPECTOR HAS VISUALLY CHECKED IT FOR LEAKS DURING PUMP STARTUP OR PRESSURE TEST AS DIRECTED BY THE ENGINEER.
  2. ALL MATERIALS AND INSTALLATION SHALL BE IN ACCORDANCE WITH THE LATEST MANATEE COUNTY PUBLIC WORKS UTILITY STANDARDS.

INSTALL FIBERGLASS W.W. LINER	NO
APPLY SPRAY LINER W.W. LINER	NO
INSTALL STILLING WELL	NO
INSTALL P.V. OUTSIDE OF METER BOX	NO
NEW HDPE PIPING IN W.W.	NO
NEW BASE ELL	NO
RAISE TOP OF WET WELL:	NO
RAISE TOP OF VALVE VAULT:	NO
REPLACE WET WELL VENT PIPE	NO
UPGRADE BFP TO STANDARD, US-15	NO
RELOCATE WATER SERVICE	NO



**FY 2011 LIFT STATION REHABILITATION GROUP 3 PALM AIRE 5, RTU 459**

DATE	7/22/11
BY	JSS
REVISION DESCRIPTION	
ADDED 1 SS PIPE SUPPORT (MTR. VLT.)	
NO.	1
PROJECT #	402-0019707
SURVEY #	5001333
SEC./TOWN/RGE	31/35/19
SCALE	N.T.S.
DATE	03/2011
DESIGNED	JSS
CHECKED	NOV 60923 EA
DATE	04/2011
DESIGNED BY	JOHN S. SHOUN, P.E.
CHECKED BY	FLORIDA PROFESSIONAL ENGINEER
DATE	04/2011
DESIGNED BY	JOHN S. SHOUN, P.E.
CHECKED BY	FLORIDA PROFESSIONAL ENGINEER
DATE	04/2011