





**SCHENKELSHULTZ**  
 ARCHITECTURE  
 677 North Washington Blvd.  
 Sarasota, FL 34235  
 voice 941.952.5875  
 fax 941.957.3630  
 schenkelsultz.com  
 SS Lic No - AA-C000937

ALL IDEAS, DESIGN ARRANGEMENTS AND PLANS INDICATED OR REPRESENTED BY THIS DRAWING ARE OWNED BY AND THE PROPERTY OF SCHENKELSHULTZ AND ARE CREATED, EVOLVED, AND DEVELOPED FOR USE ON AND IN CONNECTION WITH THE SPECIFIC PROJECT. NONE OF THE IDEAS, DESIGN ARRANGEMENTS OR PLANS SHALL BE USED BY OR DISCLOSED TO ANY PERSON, FIRM, OR CORPORATION FOR ANY PURPOSES WITHOUT THE WRITTEN PERMISSION OF SCHENKELSHULTZ. WRITTEN DIMENSIONS ON THESE DRAWINGS SHALL HAVE PRECEDENCE OVER SCALE DIMENSIONS. CONTRACTORS SHALL VERIFY AND BE RESPONSIBLE FOR ALL DIMENSIONS AND CONDITIONS ON THE JOB AND THIS OFFICE MUST BE NOTIFIED OF ANY VARIATION FROM THE DIMENSIONS AND CONDITIONS SHOWN BY THESE DRAWINGS. REVIEW OF SHOP DRAWINGS DOES NOT RELIEVE THE CONTRACTOR FROM THE REQUIREMENT OF MEETING OR EXCEEDING THE PLANS AND SPECIFICATIONS. CONFIDENTIAL COPYRIGHT 2008 SCHENKELSHULTZ. ANY REPRODUCTION HEREOF OR A CHANGE, OFFENSE UNDER FLA.S.C. SEC. 386. UNAUTHORIZED DISCLOSURE MAY CONSTITUTE A VIOLATION OF APPLICABLE STATE AND FEDERAL LAW. THE SCALE, ARRANGEMENTS AND DESIGN DECISIONS HEREIN MAY BE PATENTED OR BE THE SUBJECT OF PENDING PATENT APPLICATION.

**JEB C. MULOCK**  
 PROFESSIONAL ENGINEER #64692

SIGNATURE

**ZNS**  
**ENGINEERING**  
 201 5th Avenue Drive East  
 Bradenton, FL 34208  
 voice 941.748.8080  
 fax 941.748.3316  
 email zns@znseng.com

**Downtown  
 Bradenton  
 Transit Station**

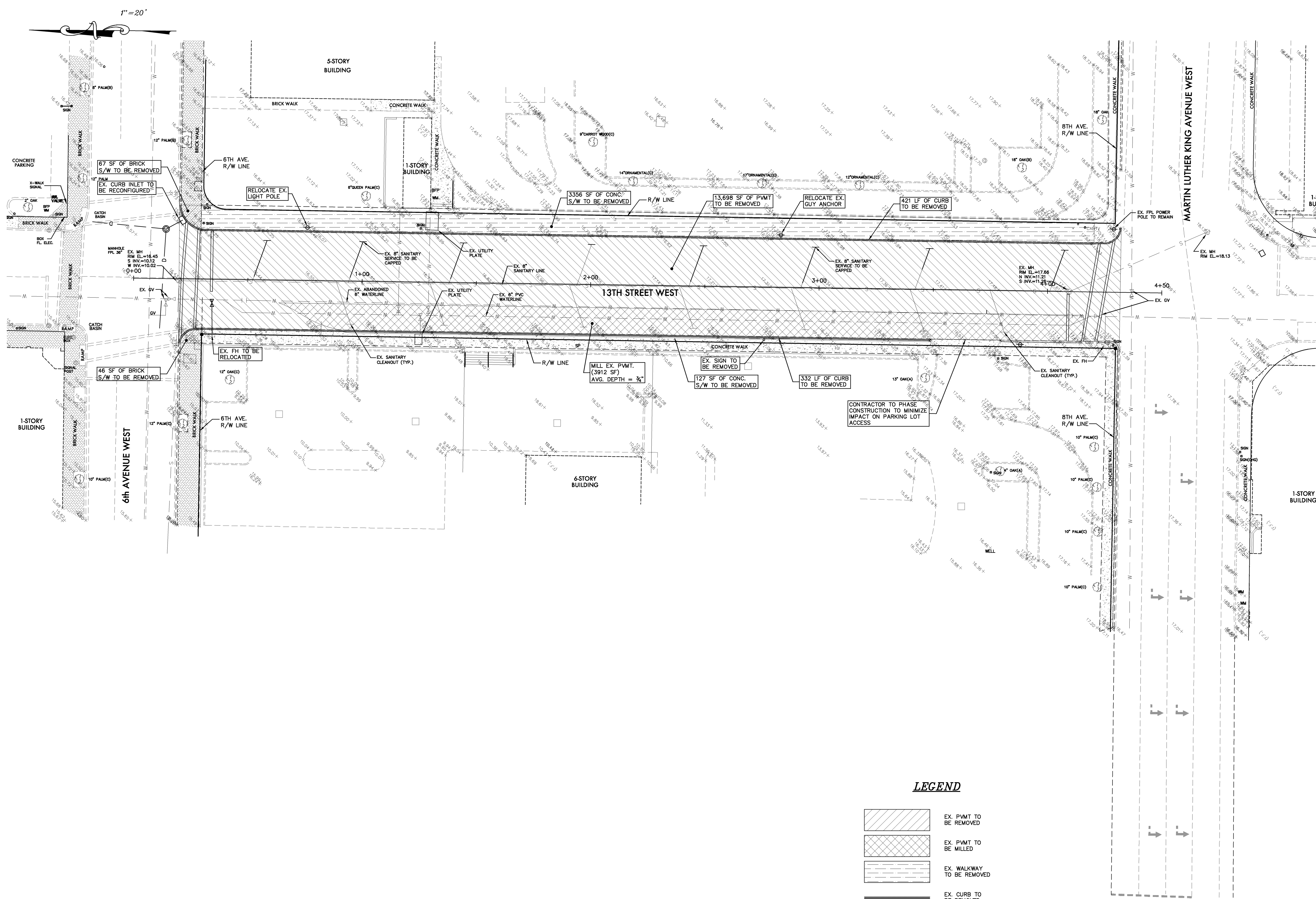
601 13th Street West  
 Bradenton, FL 34205

Manatee County Government  
 1112 Manatee Ave West  
 8th Floor  
 Bradenton, FL 34205



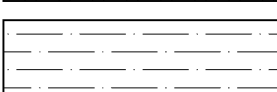

drawn: MF  
 checked: J. MULOCK  
 date: 11.12.2010  
 comm. no.: 0920818

AERIAL

**C102**



**LEGEND**

	EX. PAVT TO BE REMOVED
	EX. PAVT TO BE MILLED
	EX. WALKWAY TO BE REMOVED
	EX. CURB TO BE REMOVED

**SCHENKELSHULTZ**  
 ARCHITECTURE  
 Sarasota, FL 34235  
 voice 941.952.5875  
 fax 941.957.3630  
 schenkelsultz.com  
 SS Lic No - AA-C000937

ALL IDEAS, DESIGN ARRANGEMENTS AND PLANS INDICATED OR REPRESENTED BY THIS DRAWING ARE OWNED BY AND THE PROPERTY OF SCHENKELSHULTZ AND ARE CREATED, EVOLVED, AND DEVELOPED FOR USE ON AND IN CONNECTION WITH THE SPECIFIC PROJECT. NONE OF THE IDEAS, DESIGN ARRANGEMENTS OR PLANS SHALL BE USED BY OR DISCLOSED TO ANY PERSON, FIRM OR CORPORATION FOR ANY PURPOSE WHATSOEVER WITHOUT THE WRITTEN PERMISSION OF SCHENKELSHULTZ. WRITTEN PERMISSION ON THESE DRAWINGS SHALL HAVE PRECEDENCE OVER SCALE DIMENSIONS AND CONDITIONS ON THE JOB AND THIS OFFICE MUST BE NOTIFIED OF ANY VIOLATION FROM THE DIMENSIONS AND CONDITIONS SHOWN BY THESE DRAWINGS. REVIEW OF SHOP DRAWINGS DOES NOT RELIEVE THE CONTRACTOR FROM THE REQUIREMENT OF MEETING OR EXCEEDING THE PLANS AND SPECIFICATIONS. CONFIDENTIAL COPYRIGHT 2006 SCHENKELSHULTZ. WARNING: REPRODUCTION HEREOF BY ANY MEANS, WITHOUT THE WRITTEN PERMISSION OF SCHENKELSHULTZ, IS PROHIBITED. THIS DRAWING IS THE PROPERTY OF SCHENKELSHULTZ AND IS NOT TO BE REPRODUCED OR USED FOR ANY OTHER PROJECT WITHOUT THE WRITTEN PERMISSION OF SCHENKELSHULTZ. THE SCALE, ARRANGEMENTS AND DESIGN INDICATED HEREIN MAY BE PATENTED OR BE THE SUBJECT OF PENDING PATENT APPLICATION.

**JEB C. MULOCK**  
 PROFESSIONAL ENGINEER #64692

SIGNATURE

**ZNS**  
**ENGINEERING**  
 201 5th Avenue Drive East  
 Bradenton, FL 34208  
 voice 941.748.8080  
 fax 941.748.3316  
 email zns@znseng.com

**Downtown  
 Bradenton  
 Transit Station**

601 13th Street West  
 Bradenton, FL 34205

Manatee County Government  
 1112 Manatee Ave West  
 8th Floor  
 Bradenton, FL 34205

drawn: MF  
 checked: J. MULOCK  
 date: 11.12.2010  
 comm. no.: 0920818


**CLEARING AND  
 DEMOLITION PLAN**

**C103**

ALL IDEAS, DESIGN ARRANGEMENTS AND PLANS INDICATED OR REPRESENTED BY THIS DRAWING ARE OWNED BY AND THE PROPERTY OF SCHENKELSHULTZ AND HAVE BEEN CREATED, EVOLVED, AND DEVELOPED FOR USE ON AND IN CONNECTION WITH THE SPECIFIC PROJECT. NONE OF THE IDEAS, DESIGN ARRANGEMENTS OR PLANS SHALL BE USED BY OR DISCLOSED TO ANY PERSON, FIRM OR CORPORATION FOR ANY PURPOSE WHATSOEVER WITHOUT THE WRITTEN PERMISSION OF SCHENKELSHULTZ. WRITTEN DIMENSIONS ON THESE DRAWINGS SHALL HAVE PRECEDENCE OVER SCALE DIMENSIONS. CONTRACTOR SHALL VERIFY AND BE RESPONSIBLE FOR ALL DIMENSIONS AND CONDITIONS ON THE JOB AND THIS OFFICE MUST BE NOTIFIED OF ANY VARIATION FROM THE DIMENSIONS AND CONDITIONS SHOWN BY THESE DRAWINGS. REVIEW OF SHOP DRAWINGS DOES NOT RELIEVE THE CONTRACTOR FROM THE REQUIREMENT OF VERIFYING OR CORRECTING THE PLANS AND SPECIFICATIONS. CONFIDENTIAL COPYRIGHT 2006 SCHENKELSHULTZ. WARNING: REPRODUCTION HEREOF BY ANY MEANS, OFFERING, SELLING, OR OTHERWISE, WITHOUT THE WRITTEN DISCUSSION AND DISCLOSURE OF APPLICABLE STATE AND FEDERAL LAW, IS PROHIBITED. THIS DRAWING IS THE PROPERTY OF SCHENKELSHULTZ AND IS NOT TO BE REPRODUCED OR USED FOR ANY OTHER PROJECT WITHOUT THE WRITTEN PERMISSION OF SCHENKELSHULTZ.

**JEB C. MULOCK**  
 PROFESSIONAL ENGINEER #64692

SIGNATURE



**ZNS ENGINEERING**  
 201 5th Avenue Drive East  
 Bradenton, FL 34208  
 voice 941.748.8080  
 fax 941.748.3316  
 email zns@znseng.com

**Downtown  
 Bradenton  
 Transit Station**

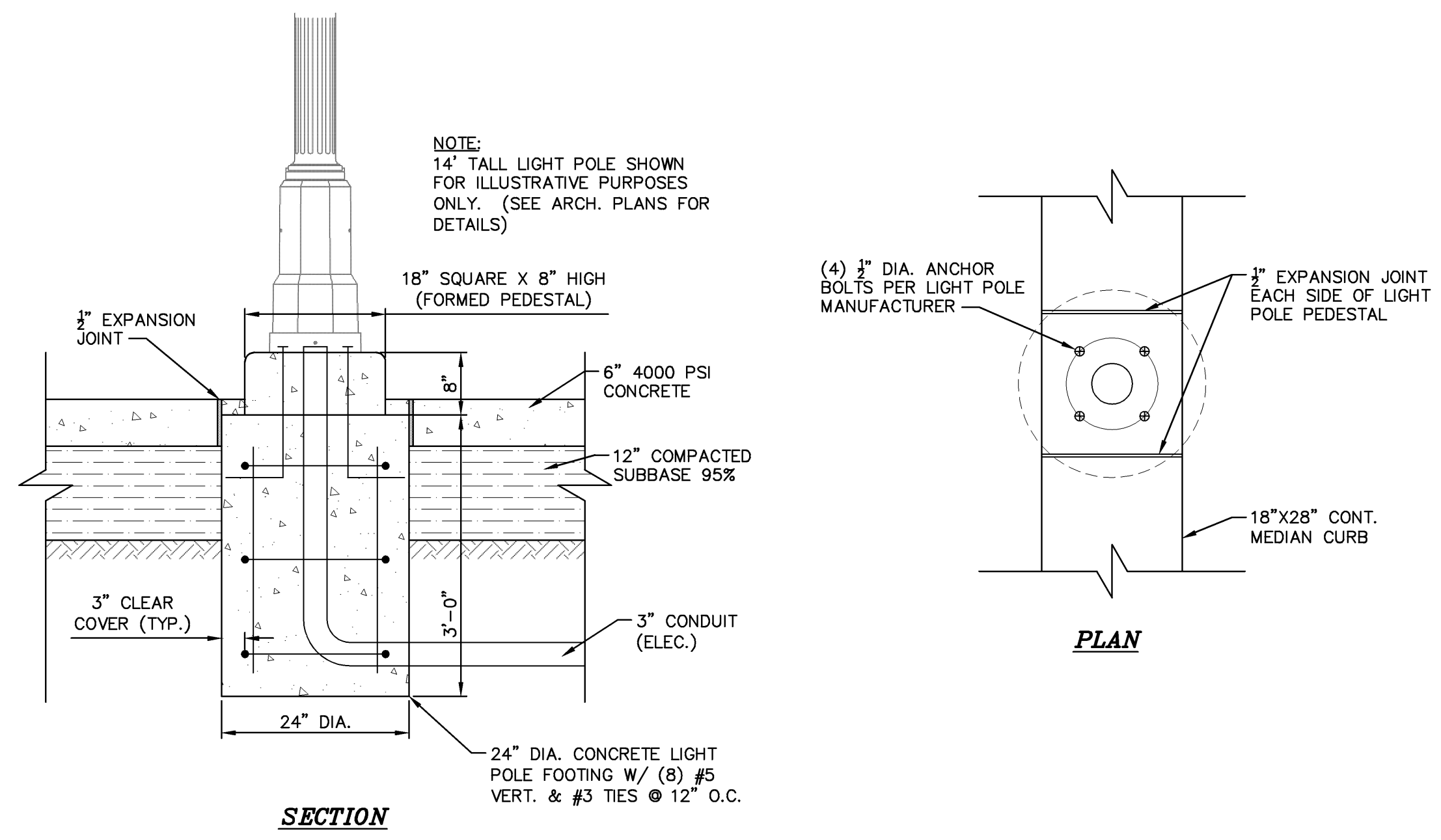
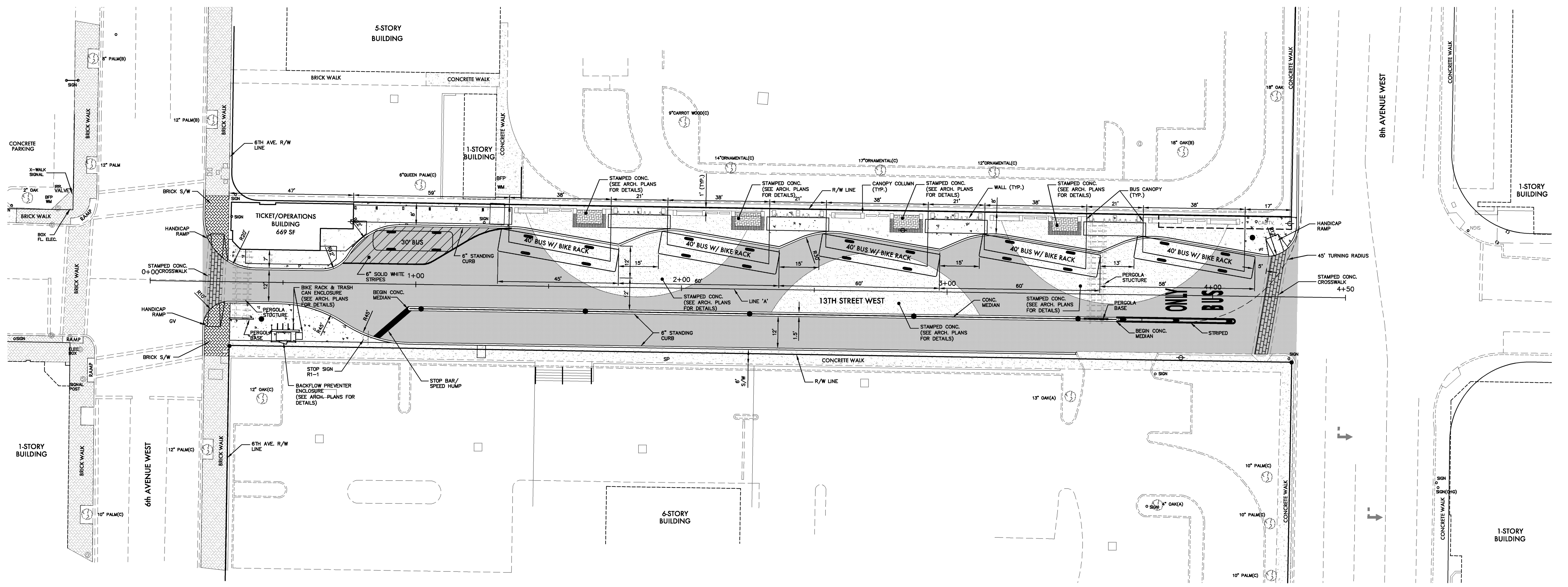
601 13th Street West  
 Bradenton, FL 34205  
 Manatee County Government  
 1112 Manatee Ave West  
 8th Floor  
 Bradenton, FL 34205

drawn: MF  
 checked: J. MULOCK  
 date: 11.12.2010  
 comm. no.: 0920818

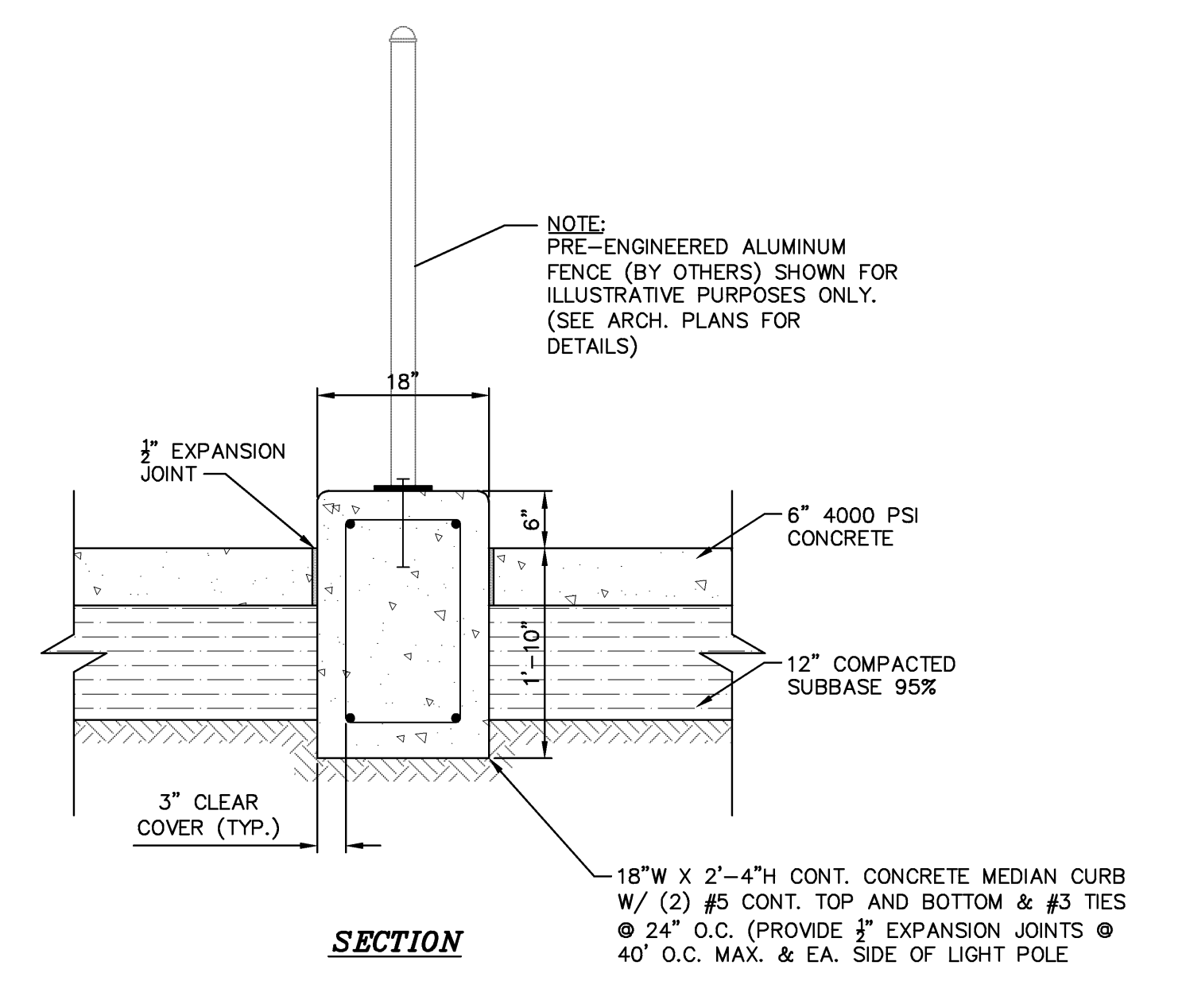
**SITE PLAN**

**C104**

1" = 20'

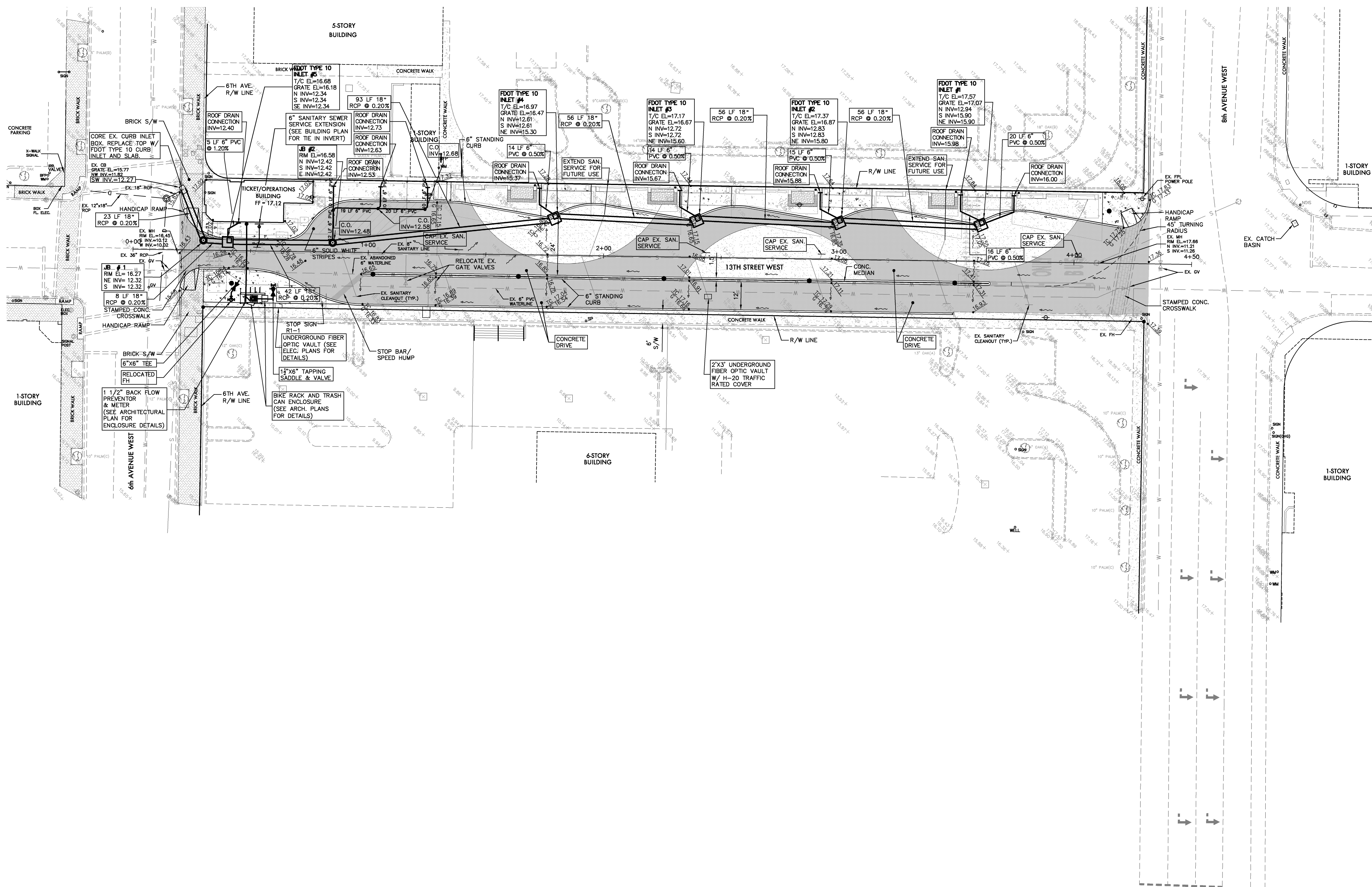


**MEDIAN DETAIL W/ LIGHTPOLE**  
 SCALE: 3/4"=1'



**MEDIAN DETAIL W/ FENCE**  
 SCALE: 3/4"=1'

1"=20'



**SCHENKELSHULTZ**  
 ARCHITECTURE  
 677 North Washington Blvd.  
 Sarasota, FL 34235  
 voice 941.952.5875  
 fax 941.957.3630  
 schenkelsultz.com  
 SS Lic No - AA-C000937

ALL IDEAS, DESIGN, ARRANGEMENTS AND PLANS INDICATED OR REPRESENTED BY THIS DRAWING ARE OWNED BY AND THE PROPERTY OF SCHENKELSHULTZ AND HEREBY CREATED, EVOLVED AND DEVELOPED FOR USE ON AND IN CONNECTION WITH THE SPECIFIC PROJECT. NONE OF THE IDEAS, DESIGN, ARRANGEMENTS OR PLANS SHALL BE USED BY OR DISCLOSED TO ANY PERSON, FIRM OR CORPORATION FOR ANY PURPOSE WITHOUT THE WRITTEN PERMISSION OF SCHENKELSHULTZ. WRITTEN DIMENSIONS ON THESE DRAWINGS SHALL HAVE PRECEDENCE OVER SCALE DIMENSIONS. CONTRACTOR SHALL VERIFY AND BE RESPONSIBLE FOR ALL DIMENSIONS AND CONDITIONS ON THE JOB AND THIS OFFICE MUST BE NOTIFIED OF ANY VARIATION FROM THE DIMENSIONS AND CONDITIONS SHOWN BY THESE DRAWINGS. REVIEW OF SHOP DRAWINGS DOES NOT RELIEVE THE CONTRACTOR FROM THE REQUIREMENT OF MEETING OR EXCEEDING THE PLANS AND SPECIFICATIONS. CONFIDENTIAL COPYRIGHT © 2006 SCHENKELSHULTZ. WARNING: REPRODUCTION HEREOF OR ANY PART THEREOF WITHOUT THE WRITTEN PERMISSION OF SCHENKELSHULTZ MAY CONSTITUTE A VIOLATION OF APPLICABLE STATE AND FEDERAL LAWS. THE IDEAS, ARRANGEMENTS AND DESIGN DESCRIBED HEREIN MAY BE PATENTED OR BE THE SUBJECT OF PENDING PATENT APPLICATION.

**JEB C. MULLOCK**  
 PROFESSIONAL ENGINEER #64692

SIGNATURE

**ZNS**  
 ENGINEERING  
 201 5th Avenue Drive East  
 Bradenton, FL 34208  
 voice 941.748.8080  
 fax 941.748.3316  
 email zns@znseng.com

**Downtown  
 Bradenton  
 Transit Station**

601 13th Street West  
 Bradenton, FL 34205

Manatee County Government  
 1112 Manatee Ave West  
 8th Floor  
 Bradenton, FL 34205

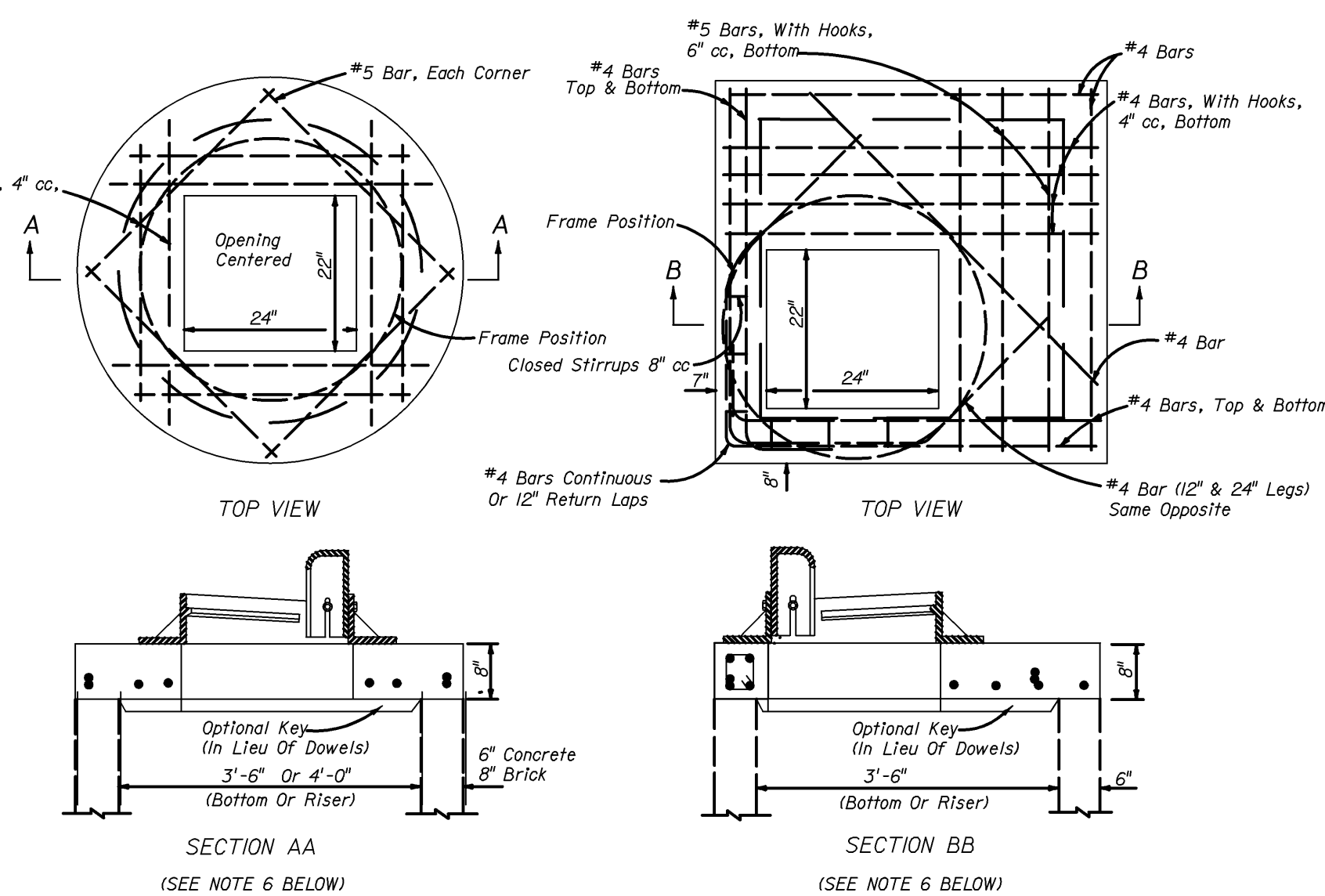
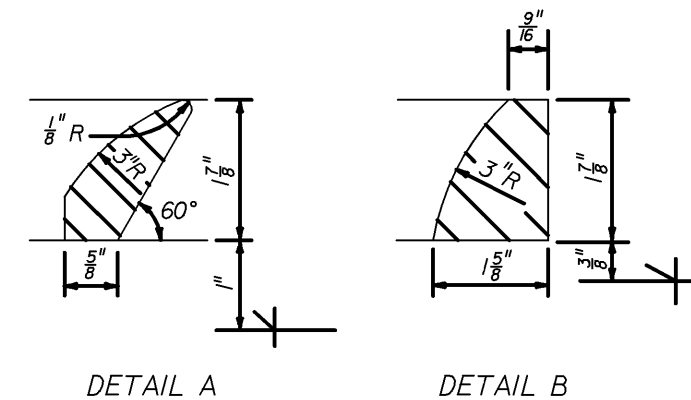
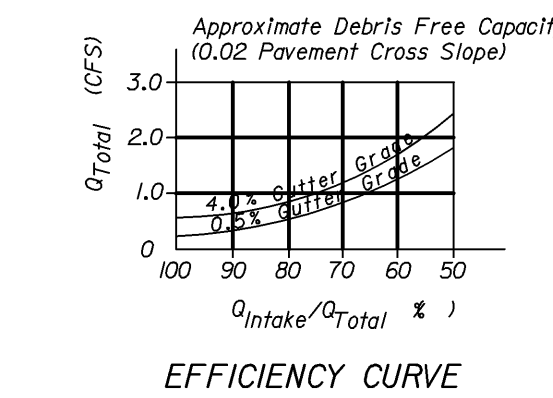
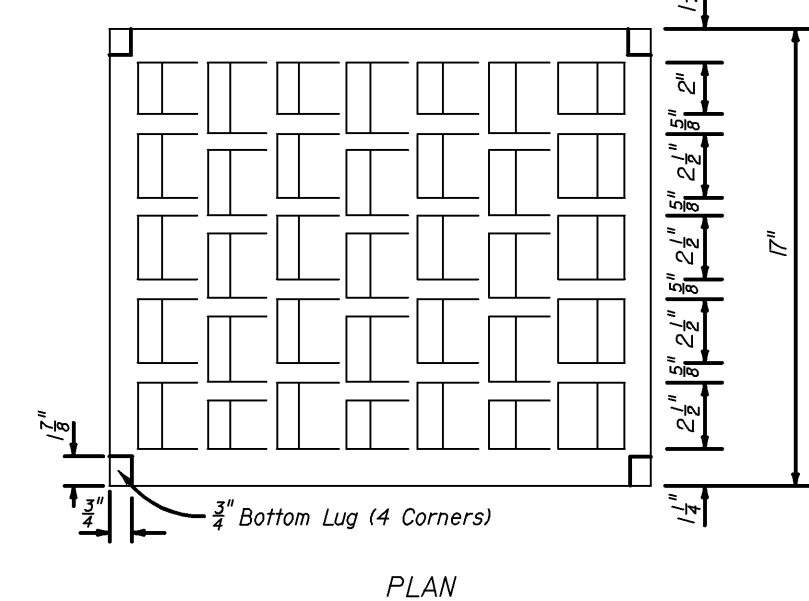
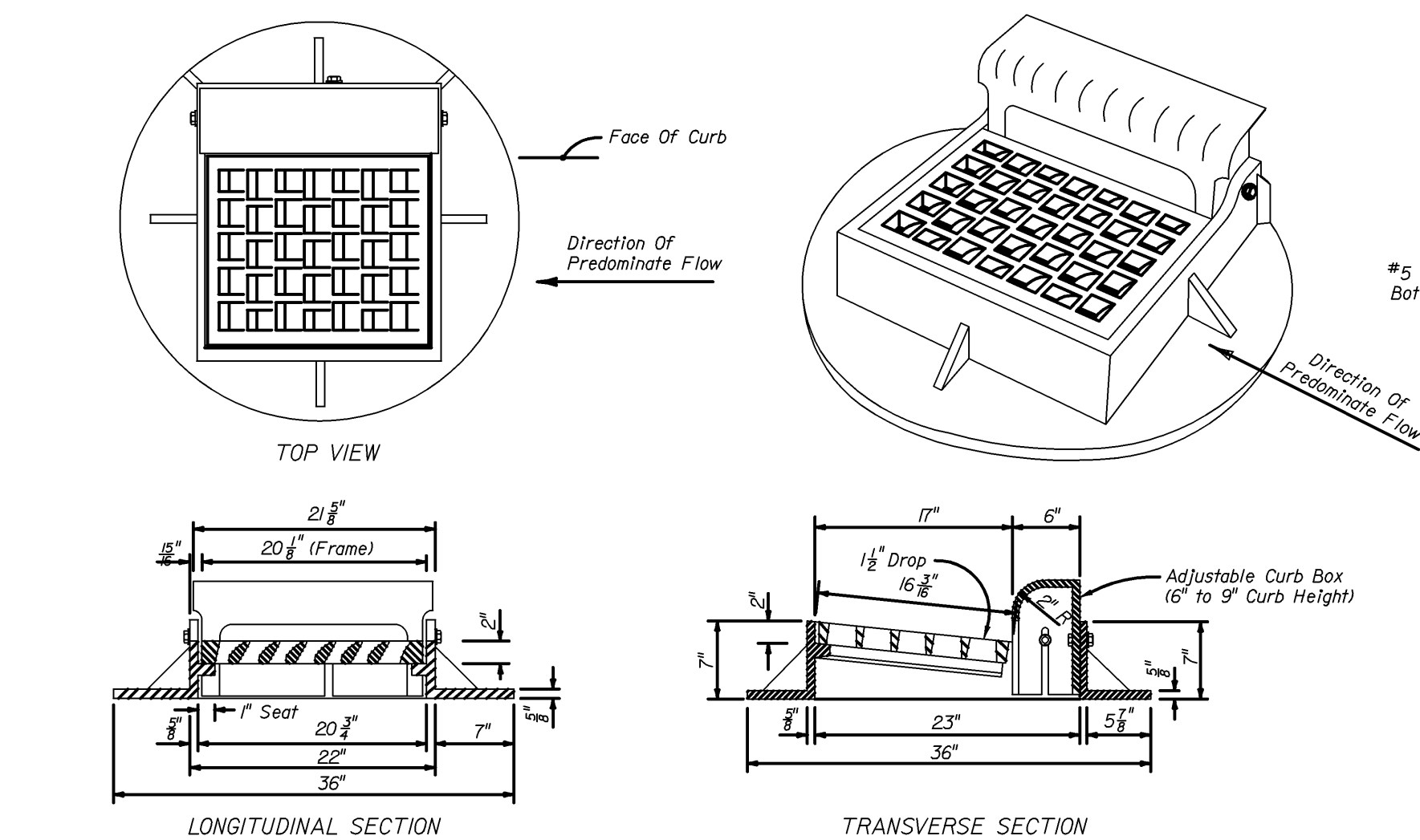
drawn: MF  
 checked: J. MULOCK  
 date: 11.12.2010  
 comm. no.: 0920818

**DRAINAGE AND  
 GRADING PLAN**

**C105**

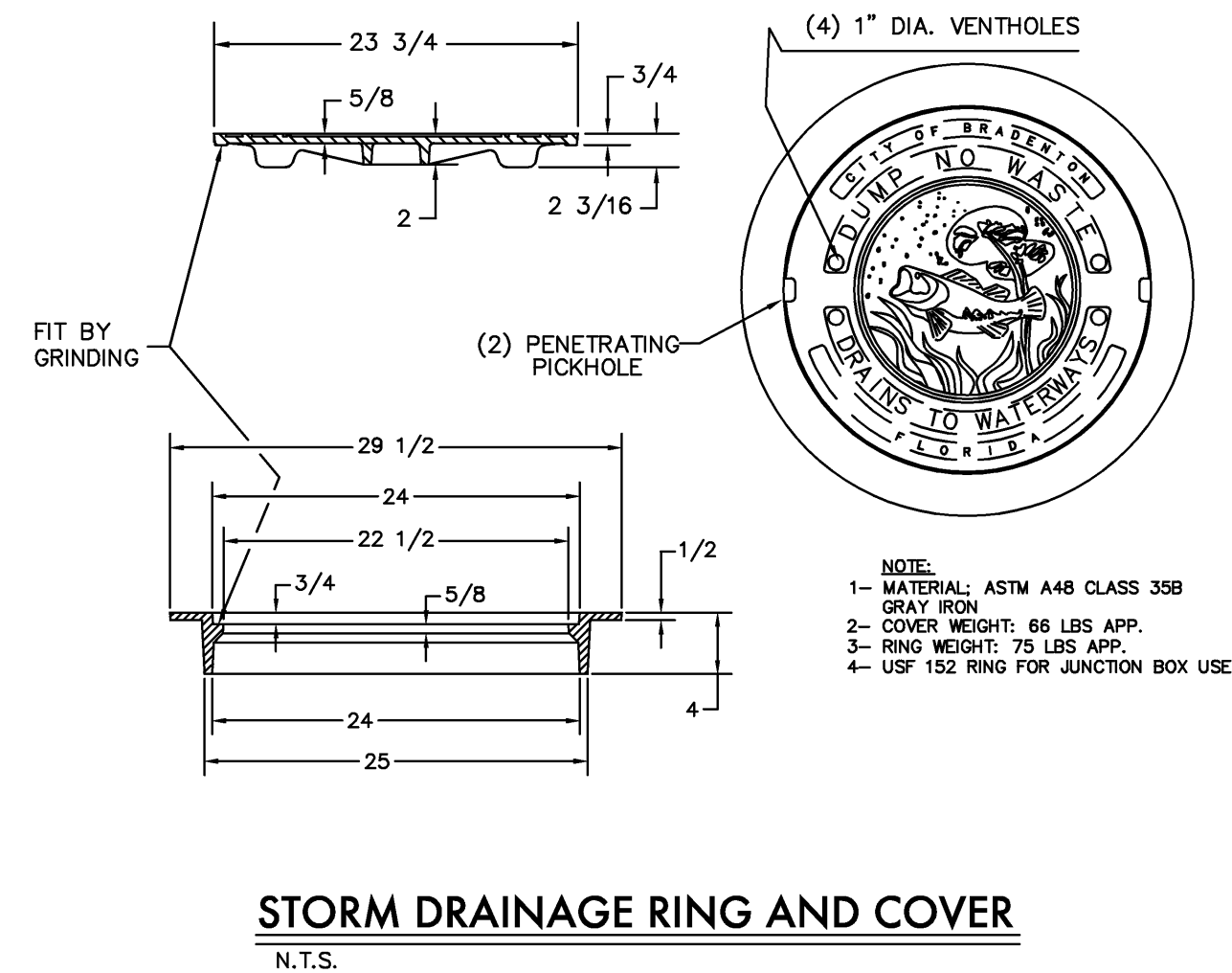
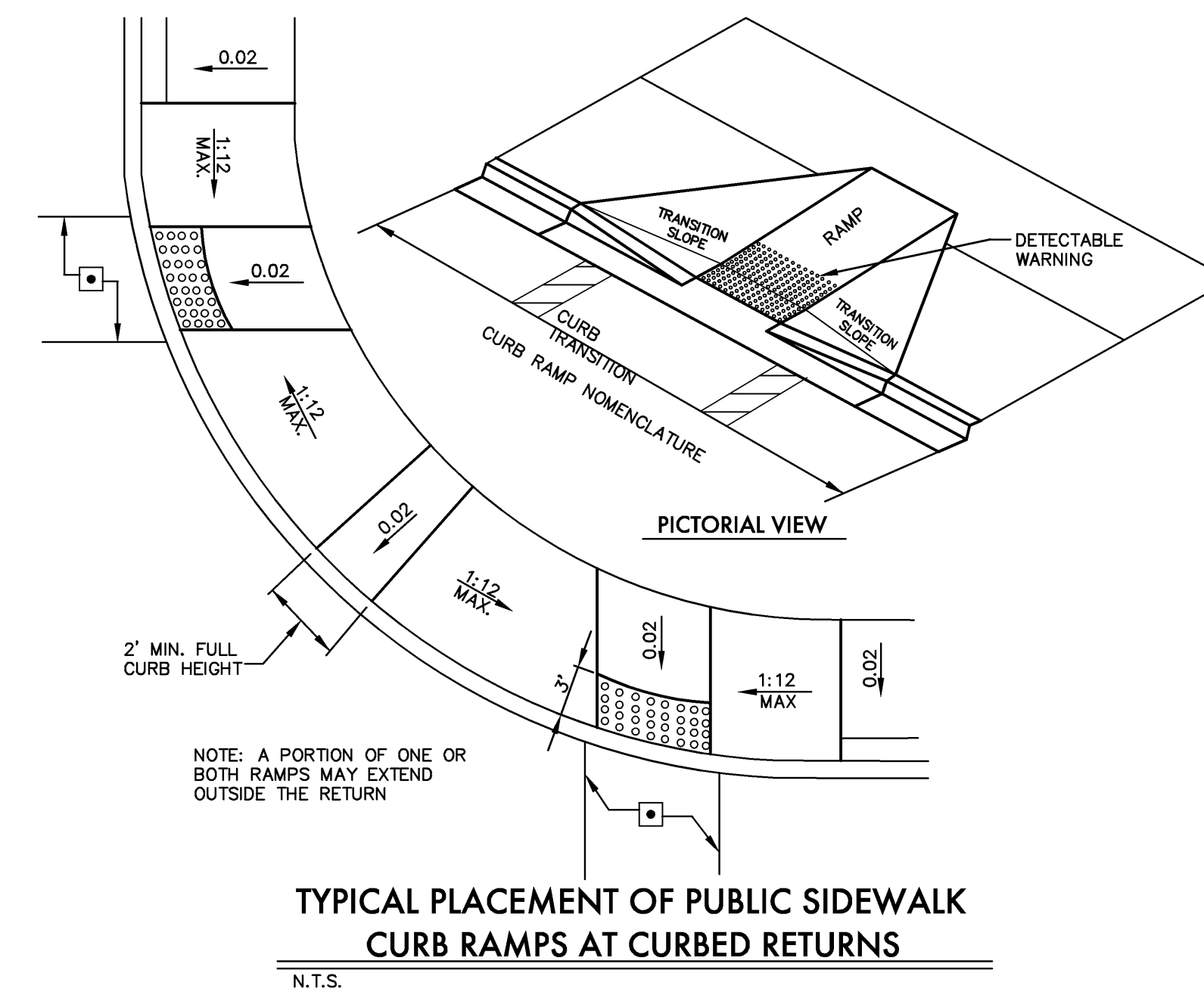
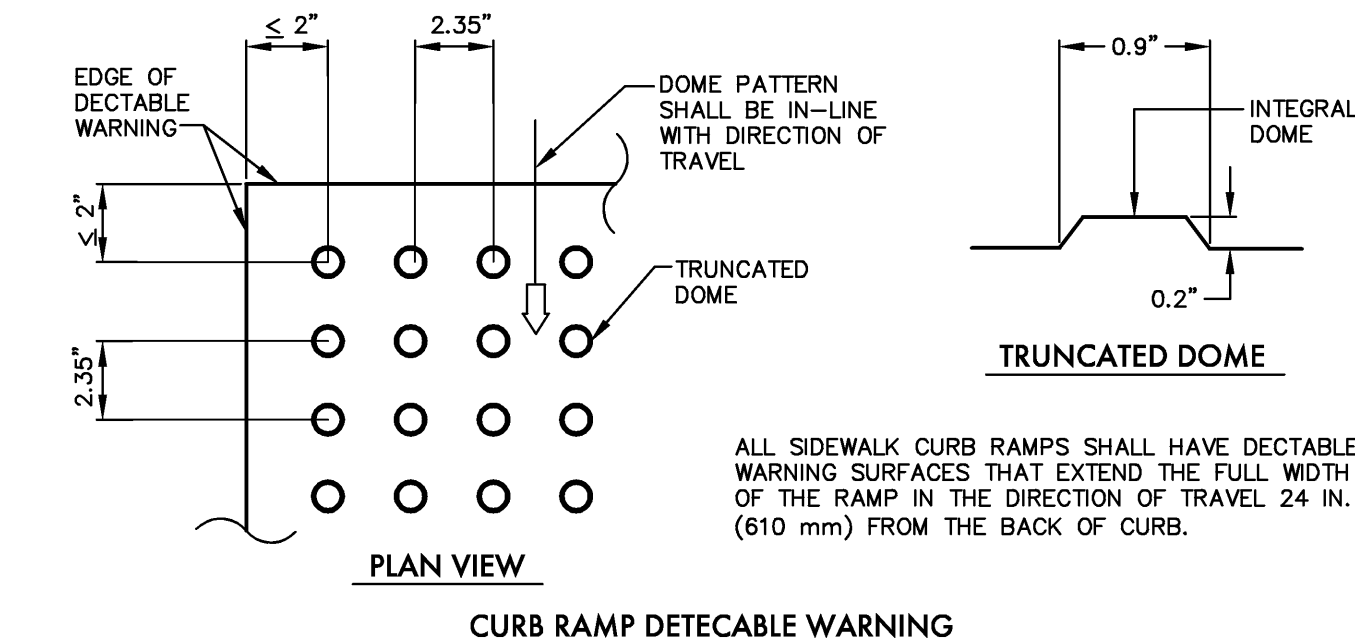
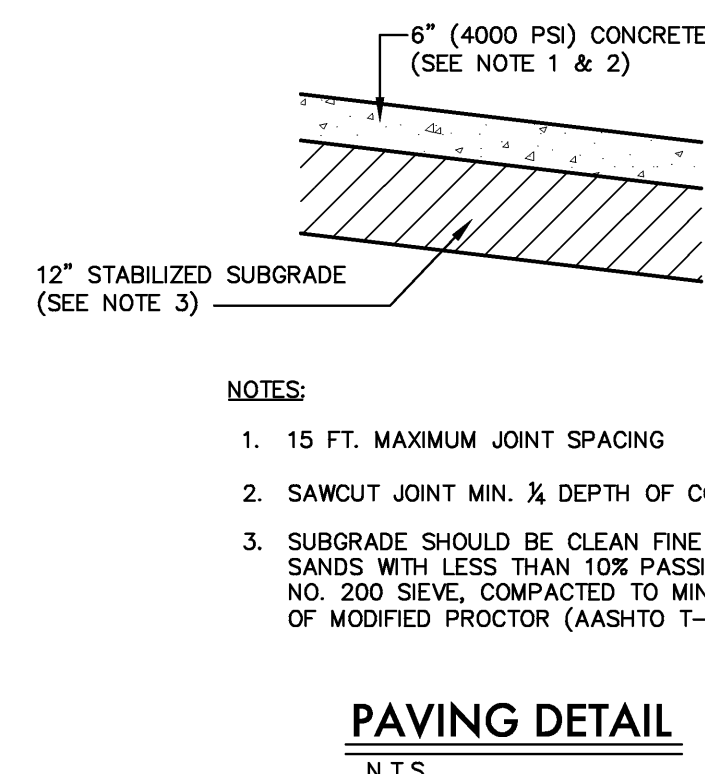
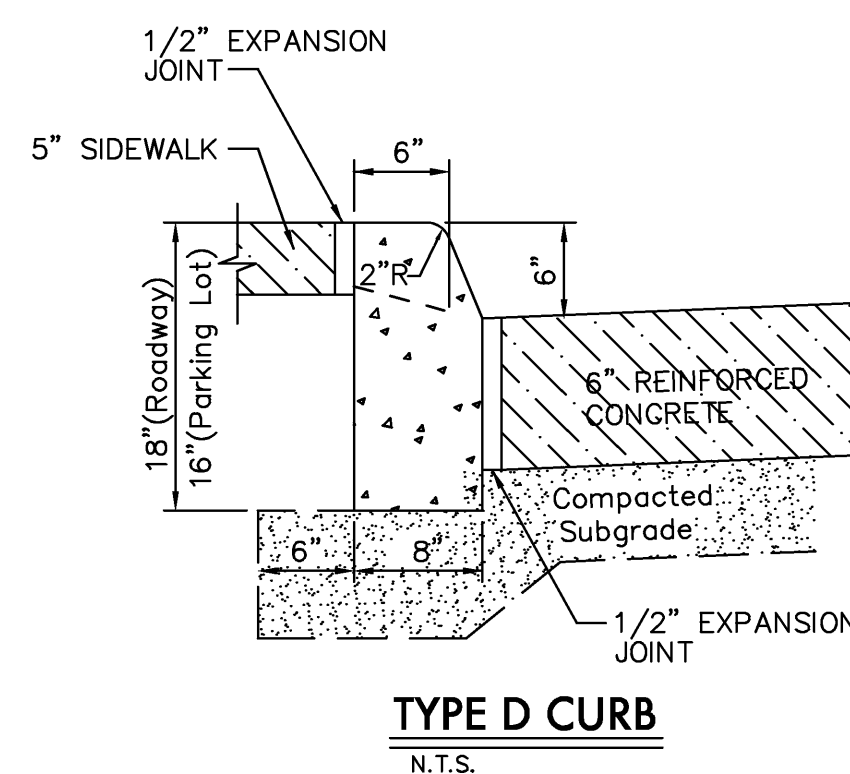
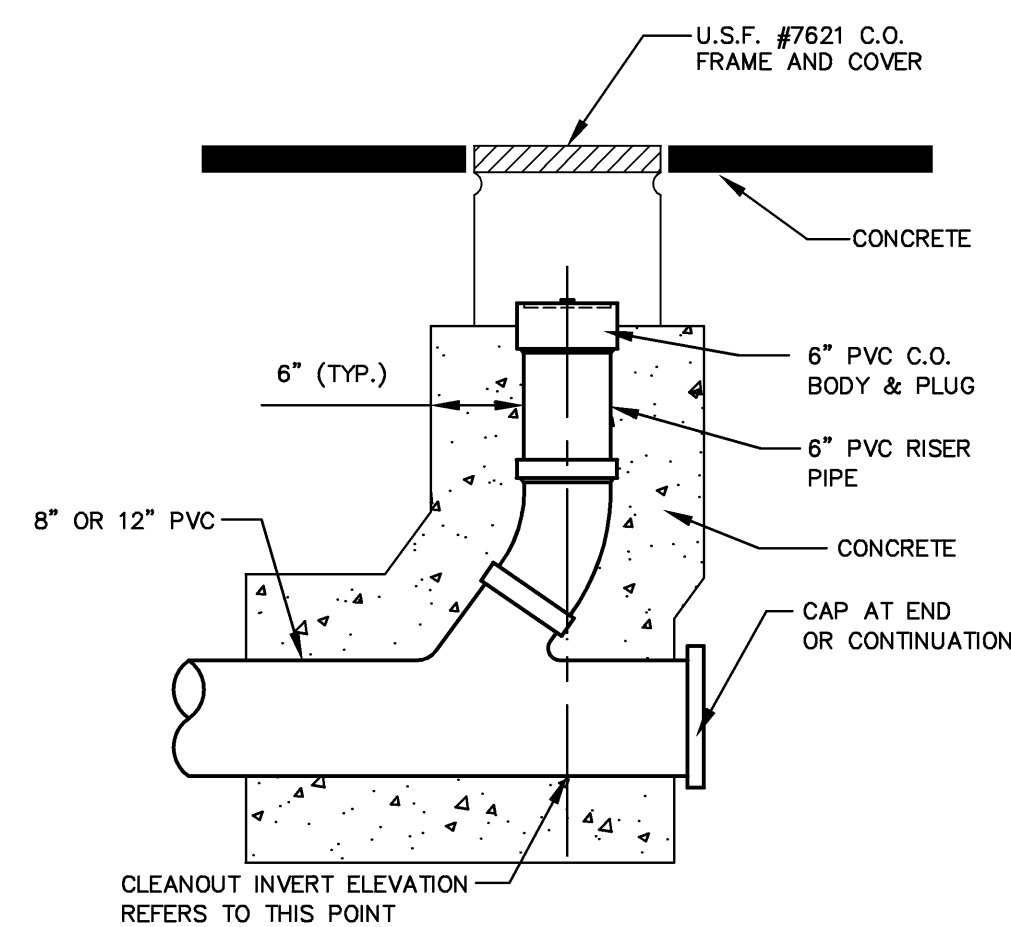
100% CONSTRUCTION DOCUMENTS

**NOTE:**  
 ALL EX. WATERLINE AND EX. SANITARY  
 CLEANOUT LOCATIONS ARE APPROXIMATE.



- GENERAL NOTES
- This inlet is primarily intended for locations with light flows where right of way does not permit the use of throated Curb Inlets Types 1 through 6. The typical application is on curb returns to city streets. The inlet grate is suitable for pedestrian and bicycle traffic.
  - This inlet to be located in vertical faced curbs such as Curb and Gutter Type F. Grate shall be oriented with vanes directed toward predominate flow. Inlet to be located outside pedestrian crosswalk where practical.
  - For structure bottoms see Index No. 200. For supplemental details see Index No. 201.
  - All steel in slab tops shall have 1/4" minimum cover unless otherwise shown. Tops shall be either cast-in-place or precast concrete.
  - For Alternate B applications, top slab openings shall be placed such that 2 edges of inlet frame will be located directly above bottom or riser walls.
  - When used on a structure with dimensions larger than those detail above and risers are not applied, the top slab shall be constructed using Index 200 with the slab opening adjusted to 24"x36". The "Special Top Slab" on Index 200 is not permitted.
  - Frame may be adjusted with one to six courses of brick.
  - Inlet and grate detail shown is Neenah R-3065-L. Vaned grates with approximately equal openings will be permitted that satisfy AASHTO H-20 loading. Inlet and grate shall be Class 30 castings in accordance with ASTM A 48. Grates shall be reversible, left or right.

**CURB INLET TOP TYPE 10**  
N.T.S.



ALL IDEAL, DESIGN, ARRANGEMENTS AND PLANS INDICATED OR REPRESENTED BY THIS DRAWING ARE OWNED BY AND THE PROPERTY OF SCHENKELSHULTZ AND HAVE BEEN CREATED, EVOLVED AND DEVELOPED FOR USE ON AND IN CONNECTION WITH THE SPECIFIC PROJECT. NONE OF THE IDEAL, DESIGN, ARRANGEMENTS OR PLANS SHALL BE USED BY OR ON BEHALF OF ANY PERSON, FIRM OR CORPORATION FOR ANY PURPOSE WHATSOEVER WITHOUT THE WRITTEN PERMISSION OF SCHENKELSHULTZ. WRITTEN DIMENSIONS ON THESE DRAWINGS SHALL HAVE PRECEDENCE OVER SCALE DIMENSIONS AND CONDITIONS ON THE JOB AND THIS OFFICE MUST BE NOTIFIED OF ANY VARIATION FROM THE DIMENSIONS AND CONDITIONS SHOWN BY THESE DRAWINGS. REVIEW OF SHOP DRAWINGS DOES NOT RELIEVE THE CONTRACTOR FROM THE REQUIREMENT OF MEETING ALL CODES, REGULATIONS AND SPECIFICATIONS. CONFIDENTIAL COPYRIGHT 2006 SCHENKELSHULTZ. WARNING: REPRODUCTION HEREOF BY ANY MEANS, WITHOUT THE WRITTEN PERMISSION OF SCHENKELSHULTZ, IS PROHIBITED. DISCLOSURE MAY CONSTITUTE A VIOLATION OF APPLICABLE STATE AND FEDERAL LAW. THE SCALE, ARRANGEMENTS AND DESIGN DESCRIBED HEREIN MAY BE PATENTED OR BE THE SUBJECT OF PENDING PATENT APPLICATION.

JEB C. MULOCK  
PROFESSIONAL ENGINEER #64692

SIGNATURE

**Downtown  
Bradenton  
Transit Station**

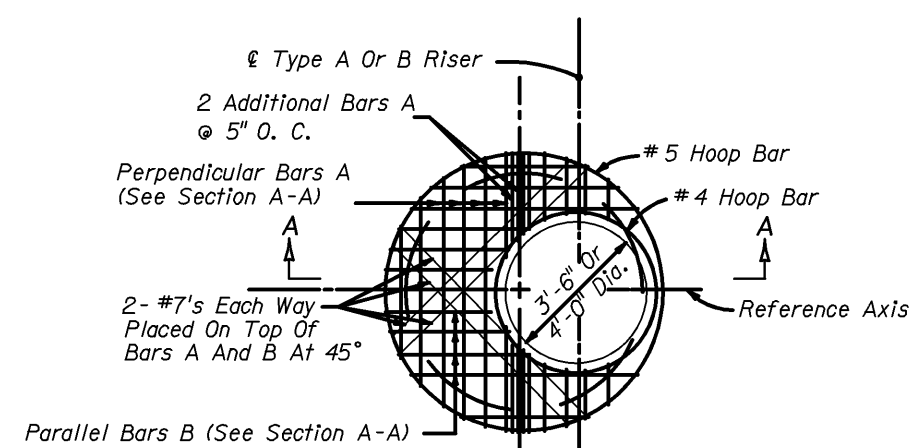
601 13th Street West  
Bradenton, FL 34205

Manatee County Government  
1112 Manatee Ave West  
8th Floor  
Bradenton, FL 34205

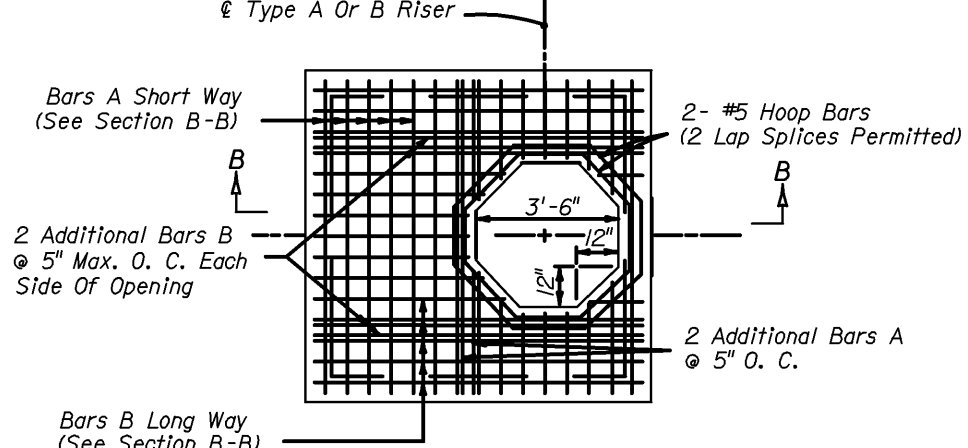
drawn: MF  
checked: J. MULOCK  
date: 11.12.2010  
comm. no.: 0920818

**DRAINAGE DETAILS**

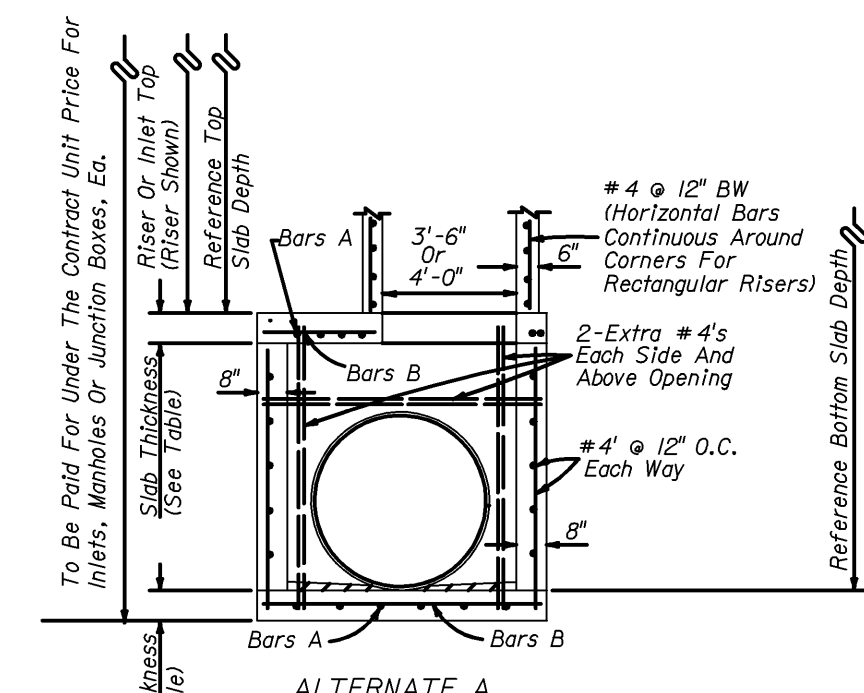
**C106**



TOP SLAB REINFORCING STEEL DIAGRAM

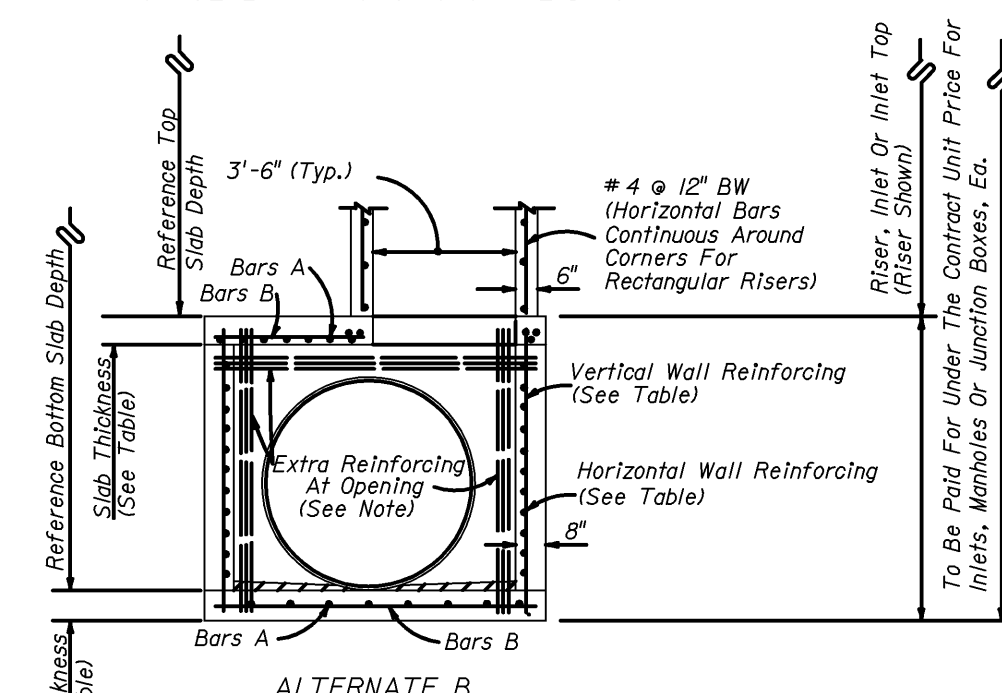


TOP SLAB REINFORCING STEEL DIAGRAM



ALTERNATE A SECTION A-A

\*NOTE: When the inside diameter of a round structure is not more than 1'-6" larger than the opening in the riser or top slab, the top of the structure or riser shall be constructed according to the "Special Top Slab" details on this sheet.



ALTERNATE B SECTION B-B

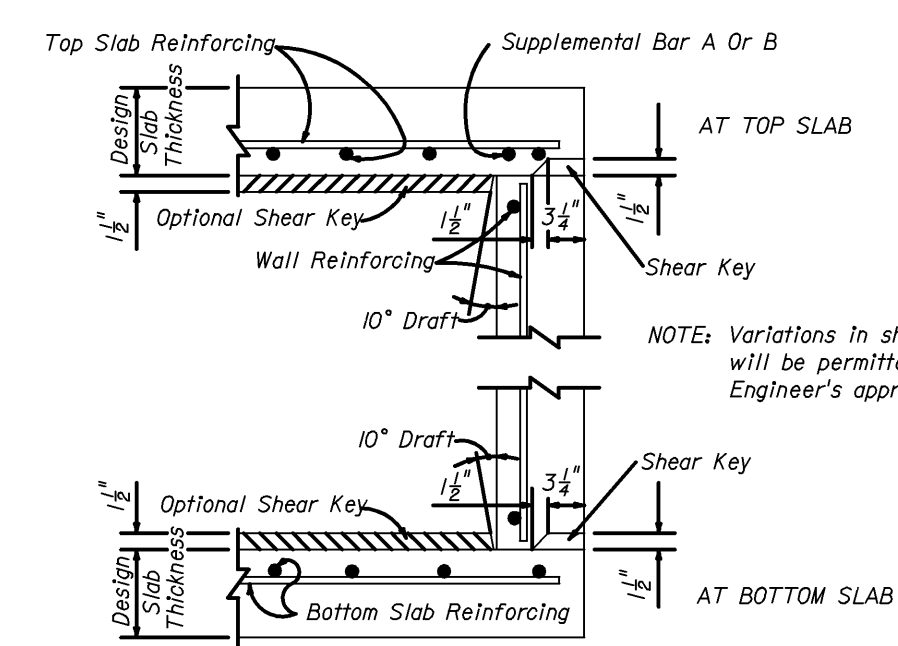
NOTE: Provide extra reinforcing each side of each opening at 3" maximum spacing equal to half the area of vertical reinforcement removed by the opening and provide the same area of reinforcement above each opening at 3" maximum spacing as removed by the opening.

GENERAL NOTES

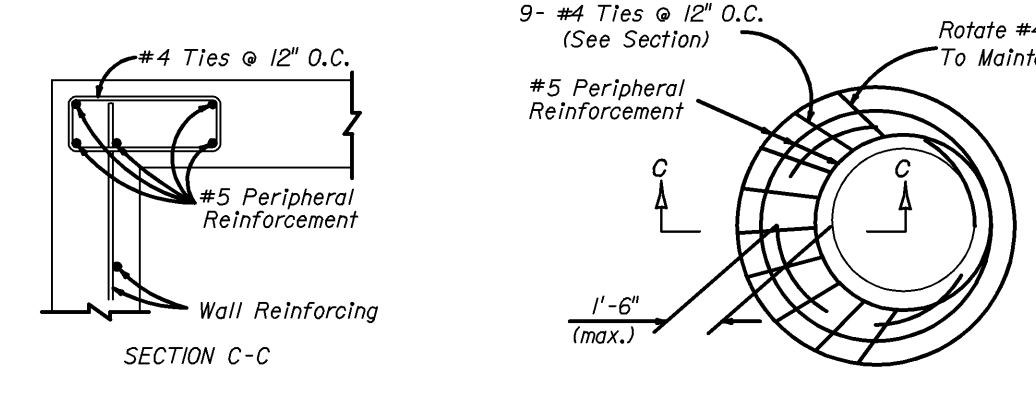
- Standard structure bottoms 4'-0" diameter and smaller (Alt. A) and 3'-6" square (Alt. B) are designated Type P. Larger standard structure bottoms are designated Type J. Risers are permitted for all structures.
- Walls of circular structures (Alternate A) constructed in place may be of non-reinforced concrete or brick or reinforced concrete. Precast and rectangular structures (Alternate B) shall be constructed of reinforced concrete only.
- Wall thickness and reinforcement are for either reinforced cast-in-place or precast concrete units except that precast circular units may be furnished with walls in accordance with either A.S.T.M. C-478 (up to 96" diameter) or A.S.T.M. C-76, Class III, B Wall, modified where the elliptical steel cage area is placed in the center one-third of the wall.
- Top and floor slab thickness and reinforcement are for precast and cast in place construction. Top and floor slabs shall be of Class II concrete. Concrete as specified in A.S.T.M. C-478 (4000 psi) may be used in lieu of Class I and Class II concrete in precast items manufactured in plants which are under the "Standard Operating Procedures" for the Inspection of precast drainage products.
- All reinforcement shall be A.S.T.M. A615, Grade 60 or 65 KSI welded wire fabric, either smooth or deformed.
- Structure bottoms may be used in conjunction with curb inlet tops Types 1, 2, 3, 4, 5, 6, 9, and 10, and any manhole or junction box unless otherwise shown in the plans or other standard drawings. Alt. B structure bottoms may be used in conjunction with curb inlet Types 7 & 8, or any ditch bottom inlet unless otherwise shown in the plans or other standard drawings.
- Rectangular structures may be rotated as directed by the Engineer in order to facilitate connections between the structure walls and storm sewer pipes.
- Except when ACI hooks are specifically required, embedment hooks in the top and bottom slabs may be replaced with straight embedments or peripheral reinforcement in accordance with the reinforcement detail shown under "Rebar Straight End Embedment Or Peripheral Reinforcement in Lieu of ACI Standard Hooks For Top And Bottom Slabs", Index No. 201, Sheet 3 of 6.
- All steel bars shall have 1/4" minimum cover unless otherwise shown. Horizontal steel in rectangular structures shall be lapped a minimum of 24 bar diameters at corners.
- The corner fillets shown are necessary for rectangular structures used with circular risers and inlet throats and used on skew with rectangular risers, inlet and inlet throats. Fillets will be required in lieu of the bottom slab of the Alt. B riser when used with the Alt. A box. Each fillet shall be reinforced with 2 # 5 bars.
- Inlet throats, riser or manhole tops shall be secured to structures as shown on Index No. 201.
- Structures with depths over 14' are to be checked for floatation by designer of project drainage.
- Units larger than specified standard may be substituted at the contractor's option when these units will not cause or increase the severity of utility conflicts. Such larger units shall be furnished at no additional cost to the Department. Larger Alternate A units cannot replace Alternate B units without approval of the Engineer. This note applies to this index only.
- For manhole and junction box tops, for frames and covers, and, for supplementary details see Index No. 201.

TYPE 'P' STRUCTURE BOTTOM

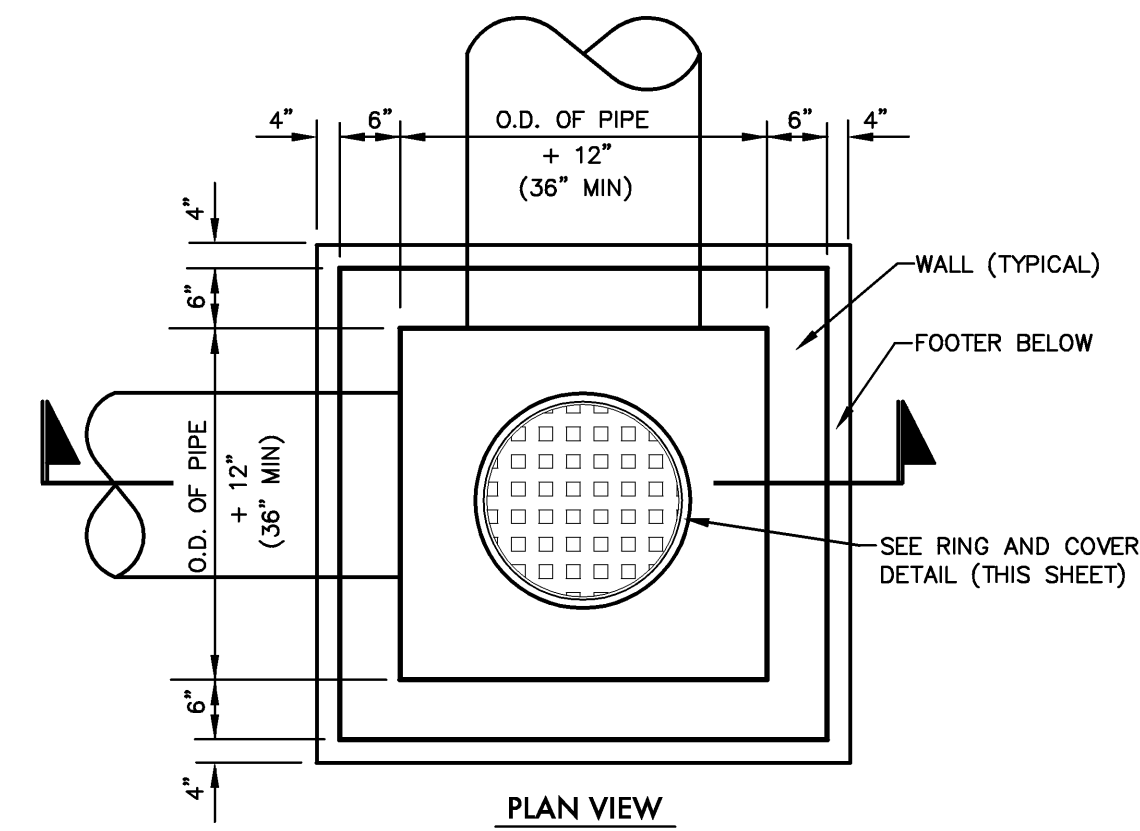
N.T.S.



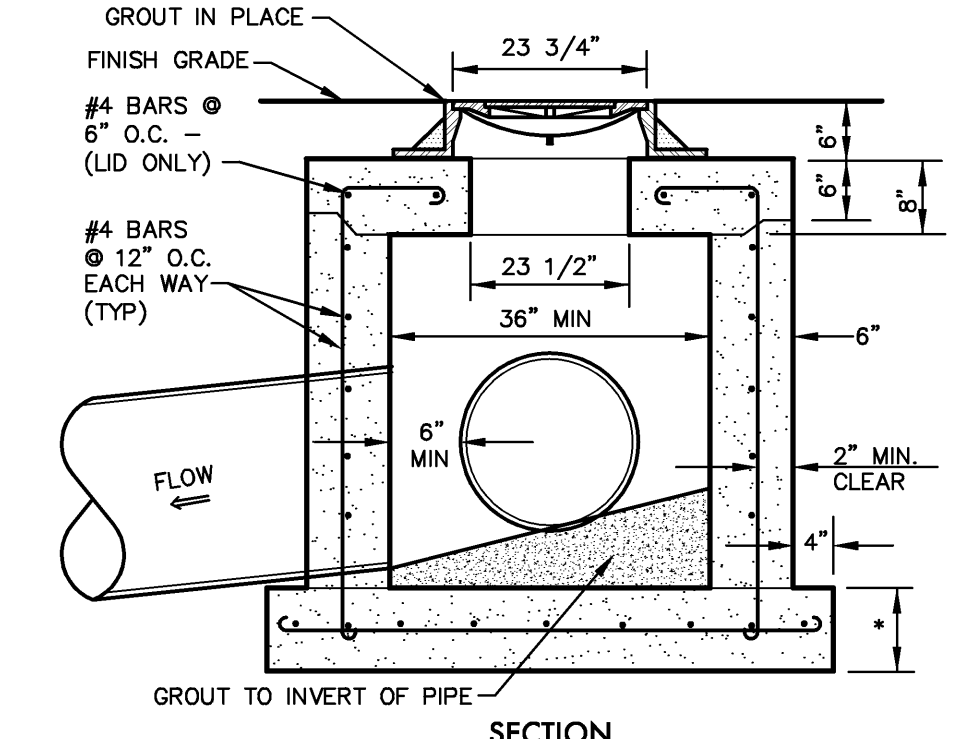
SLAB TO WALL DETAILS FOR PRECAST ALTERNATE



SPECIAL TOP SLAB \*



PLAN VIEW



SECTION

- NOTES:
- CONTRACTOR TO SUBMIT SHOP DRAWINGS FOR APPROVAL PRIOR TO CONSTRUCTION, SHOULD ANY VARIANCE OF THIS DETAIL BE NECESSARY.

- 6" BOTTOM SLAB = NOT TRAFFIC BEARING AREAS
- 8" BOTTOM SLAB = TRAFFIC BEARING AREAS

JUNCTION BOX DETAIL

N.T.S.

ALL IDEAS, DESIGN ARRANGEMENTS AND PLANS INDICATED OR REPRESENTED BY THIS DRAWING ARE OWNED BY AND THE PROPERTY OF SCHENKELSHULTZ AND HERE CREATED, EVOLVED AND DEVELOPED FOR USE ON AND IN CONNECTION WITH THE SPECIFIC PROJECT. NONE OF THE IDEAS, DESIGN ARRANGEMENTS OR PLANS SHALL BE USED BY OR DISCLOSED TO ANY PERSON, FIRM OR CORPORATION FOR ANY PURPOSES WITHOUT THE WRITTEN PERMISSION OF SCHENKELSHULTZ. WRITTEN DIMENSIONS ON THESE DRAWINGS SHALL HAVE PRECEDENCE OVER SCALE DIMENSIONS. CONTRACTOR SHALL VERIFY AND BE RESPONSIBLE FOR ALL DIMENSIONS AND CONDITIONS ON THE JOB AND THIS OFFICE MUST BE NOTIFIED OF ANY VARIATION FROM THE DIMENSIONS AND CONDITIONS SHOWN BY THESE DRAWINGS. REVIEW OF SHOP DRAWINGS DOES NOT RELIEVE THE CONTRACTOR FROM THE REQUIREMENT OF METHOD OF CONSTRUCTION, PLANS AND SPECIFICATIONS. CONFIDENTIAL COPYRIGHT 2008 SCHENKELSHULTZ. WARNING: REPRODUCTION HEREOF BY ANY MEANS, WITHOUT THE WRITTEN PERMISSION OF SCHENKELSHULTZ, IS PROHIBITED. THIS DRAWING IS THE PROPERTY OF SCHENKELSHULTZ AND SHALL REMAIN THE SOLE PROPERTY OF SCHENKELSHULTZ. ANY REPRODUCTION OR DISCLOSURE MAY CONSTITUTE A VIOLATION OF APPLICABLE STATE AND FEDERAL LAWS. THE SCALE, ARRANGEMENTS AND DESIGN DESCRIBED HEREIN MAY BE PATENTED OR BE THE SUBJECT OF PENDING PATENT APPLICATION.

JEB C. MULLOCK  
 PROFESSIONAL ENGINEER #64692

SIGNATURE

Downtown  
 Bradenton  
 Transit Station

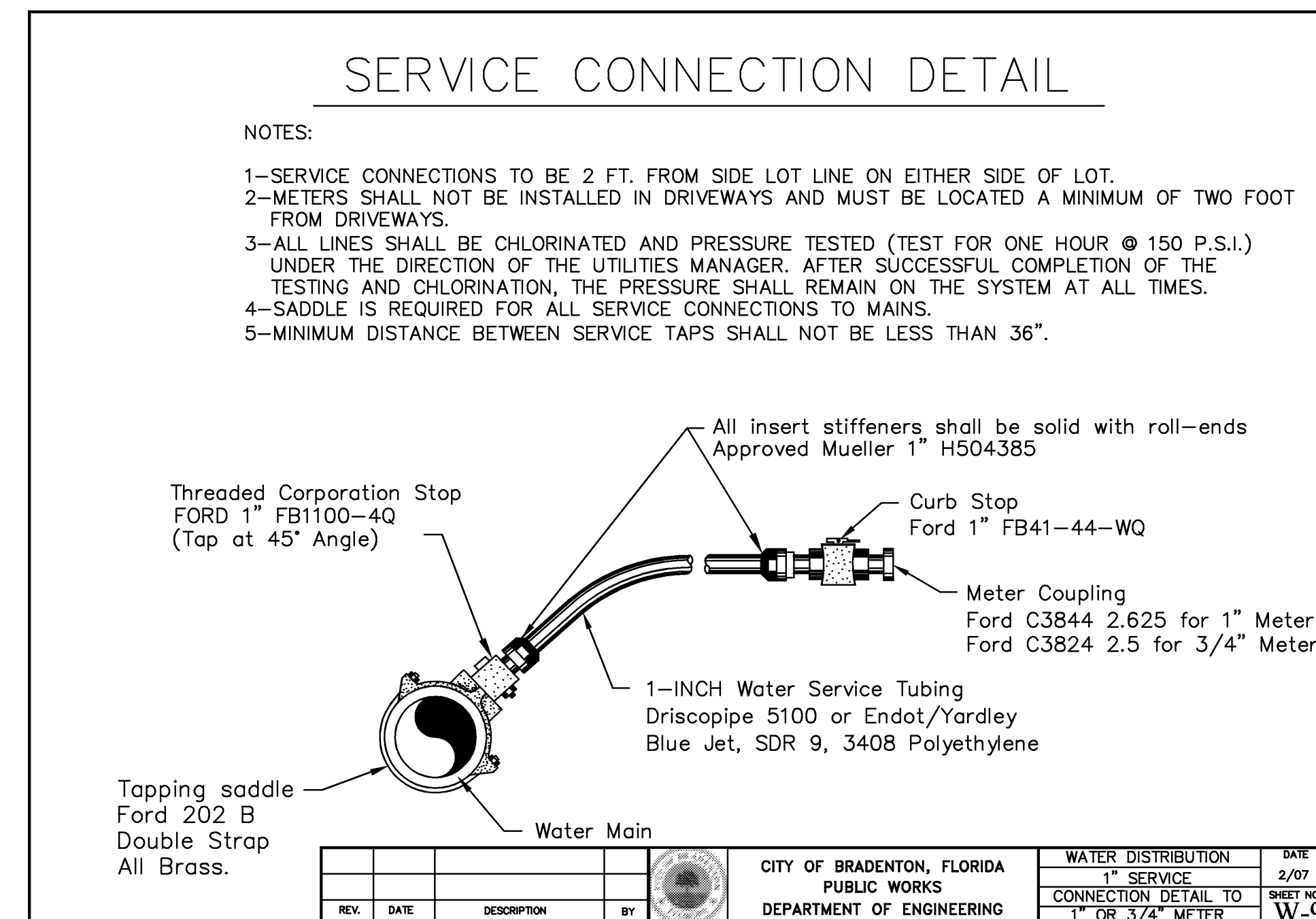
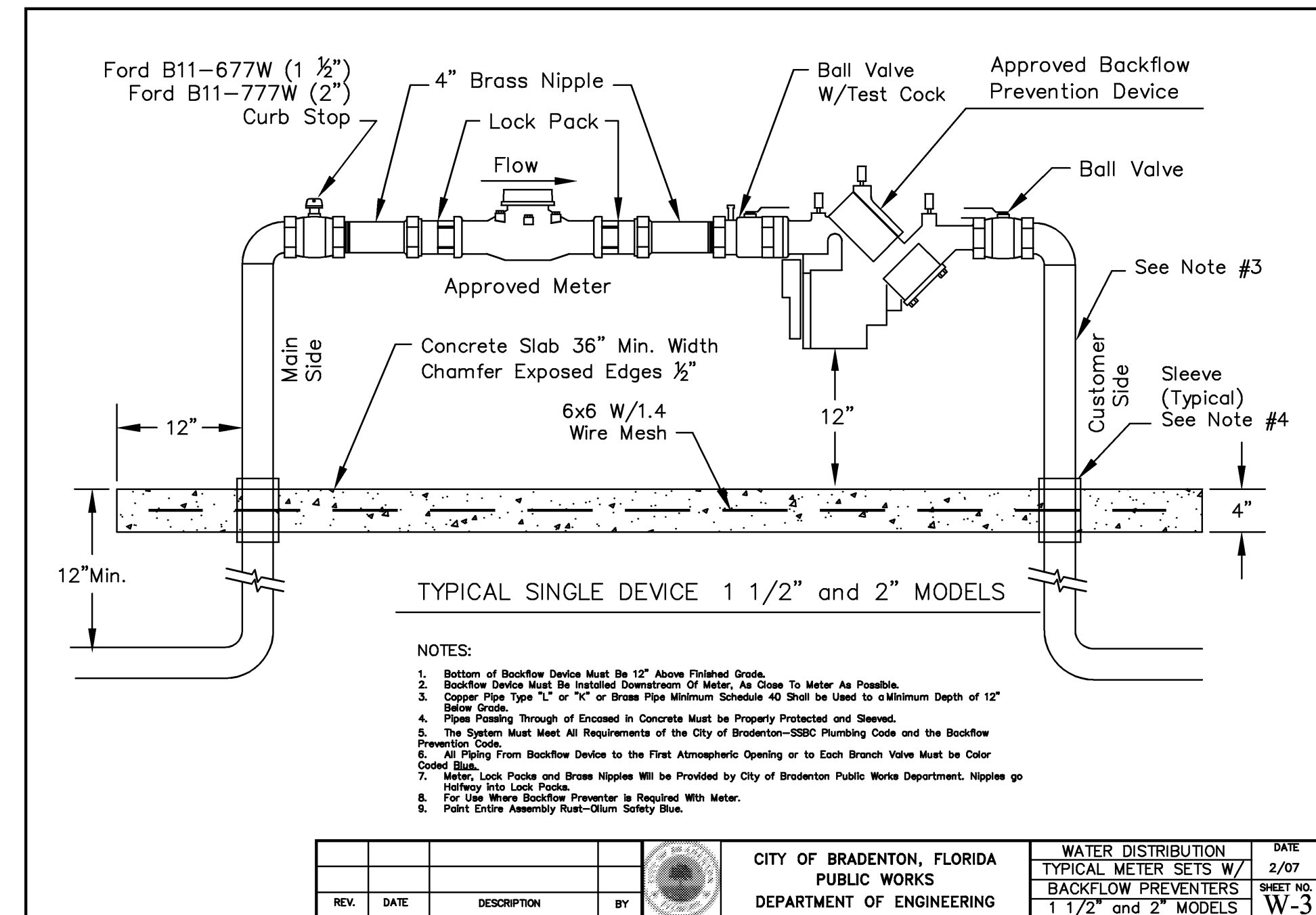
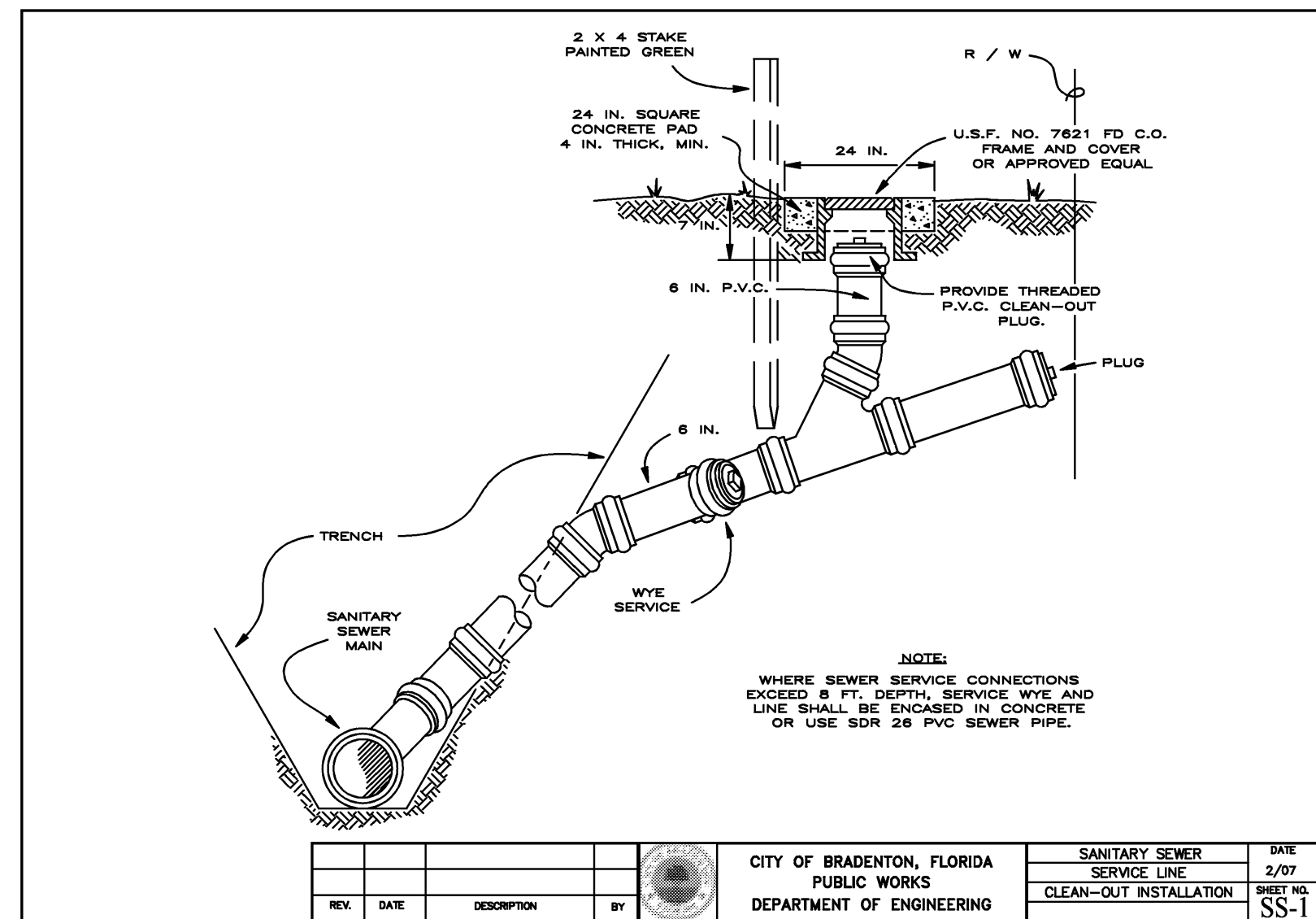
601 13th Street West  
 Bradenton, FL 34205

Manatee County Government  
 1112 Manatee Ave West  
 8th Floor  
 Bradenton, FL 34205

drawn: MF  
 checked: J. MULOCK  
 date: 11.12.2010  
 comm. no.: 0920818

DRAINAGE DETAILS

**C107**

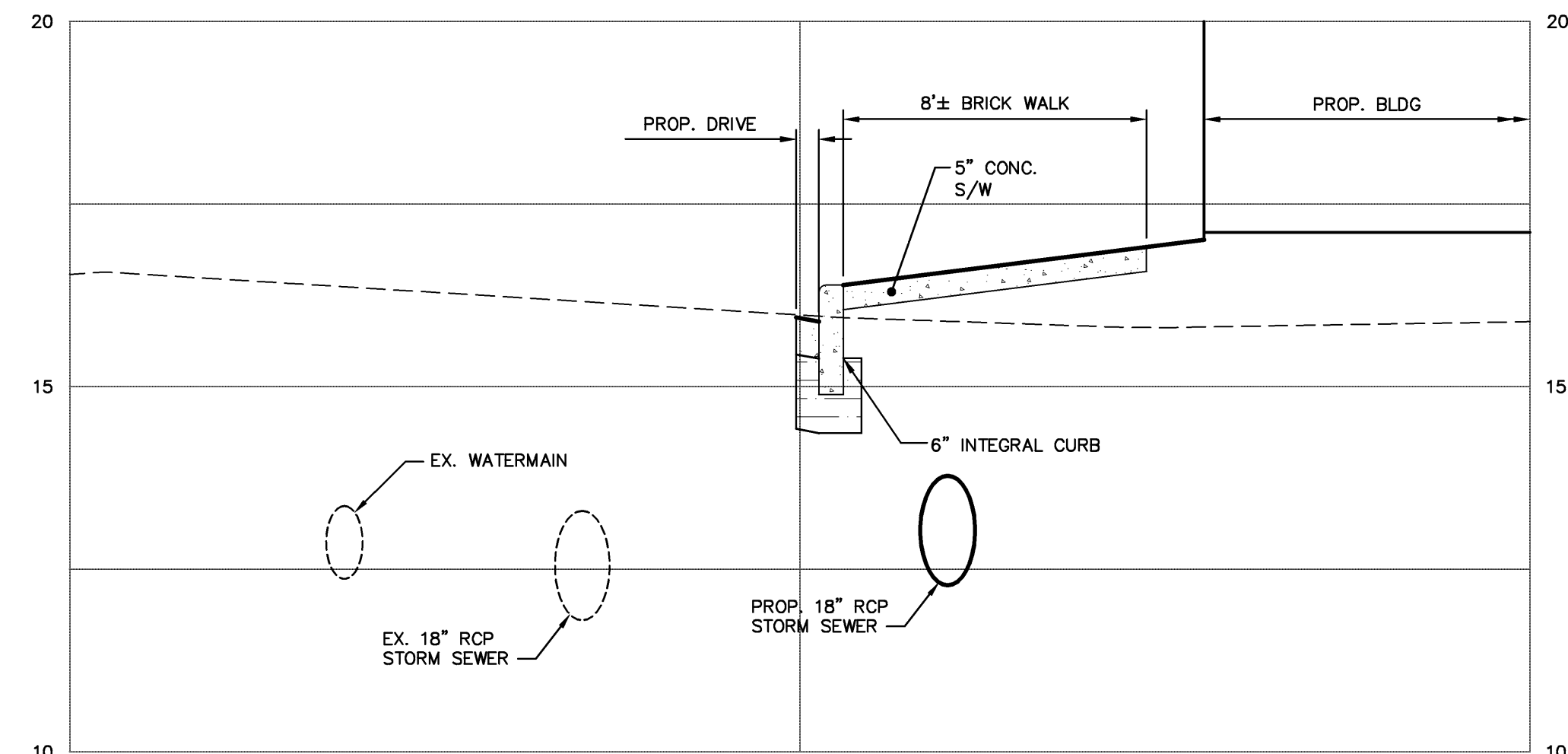
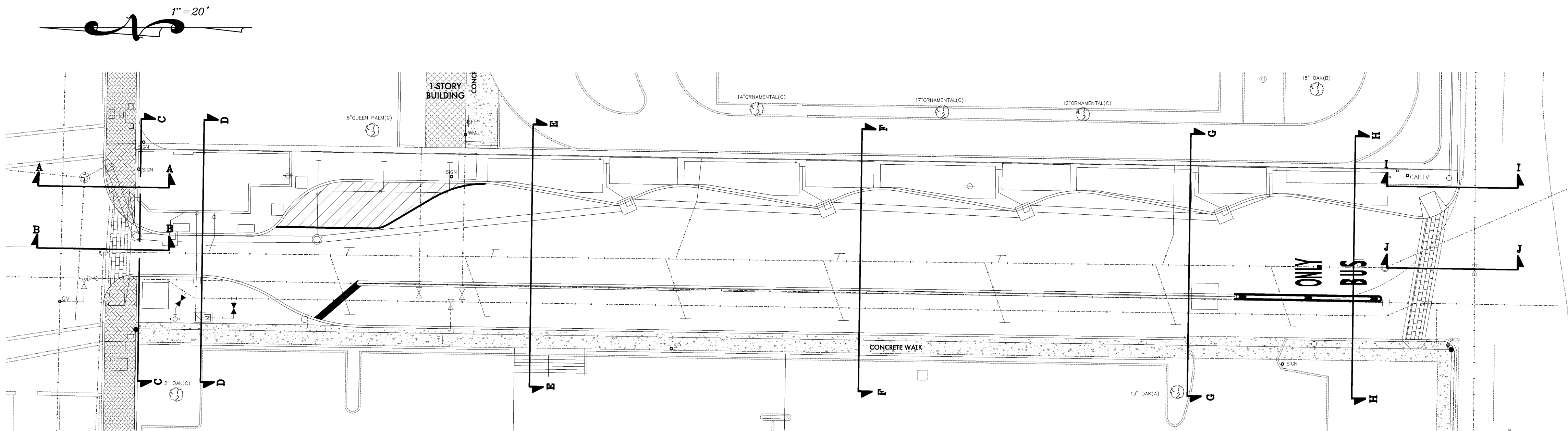


ALL IDEAS, DESIGN ARRANGEMENTS AND PLANS INDICATED OR REPRESENTED BY THIS DRAWING ARE OWNED BY AND THE PROPERTY OF SCHENKELSHULTZ AND HAVE BEEN CREATED, EVOLVED, AND DEVELOPED FOR USE ON AND IN CONNECTION WITH THE SPECIFIC PROJECT. NONE OF THE IDEAS, DESIGN ARRANGEMENTS OR PLANS SHALL BE USED BY OR DISCLOSED TO ANY PERSON, FIRM OR CORPORATION FOR ANY PURPOSE WHATSOEVER WITHOUT THE WRITTEN PERMISSION OF SCHENKELSHULTZ. WRITTEN DIMENSIONS ON THESE DRAWINGS SHALL HAVE PRECEDENCE OVER SCALE DIMENSIONS. CONTRACTOR SHALL VERIFY AND BE RESPONSIBLE FOR ALL DIMENSIONS AND CONDITIONS ON THE JOB AND THIS OFFICE MUST BE NOTIFIED OF ANY VARIATION FROM THE DIMENSIONS AND CONDITIONS SHOWN BY THESE DRAWINGS. REVIEW OF SHOP DRAWINGS DOES NOT RELIEVE THE CONTRACTOR FROM THE REQUIREMENT OF VERIFYING AND CORRECTING THE PLANS AND SPECIFICATIONS. COPYRIGHT © 2007 SCHENKELSHULTZ. WARNING: REPRODUCTION HEREOF BY ANY MEANS, WITHOUT THE WRITTEN PERMISSION OF SCHENKELSHULTZ, IS PROHIBITED. THIS DOCUMENT IS THE PROPERTY OF SCHENKELSHULTZ. THE SCALE, ARRANGEMENTS AND DESIGN DESCRIBED HEREIN MAY BE PATENTED OR BE THE SUBJECT OF PENDING PATENT APPLICATION.

JEB C. MULOCK  
PROFESSIONAL ENGINEER #64692

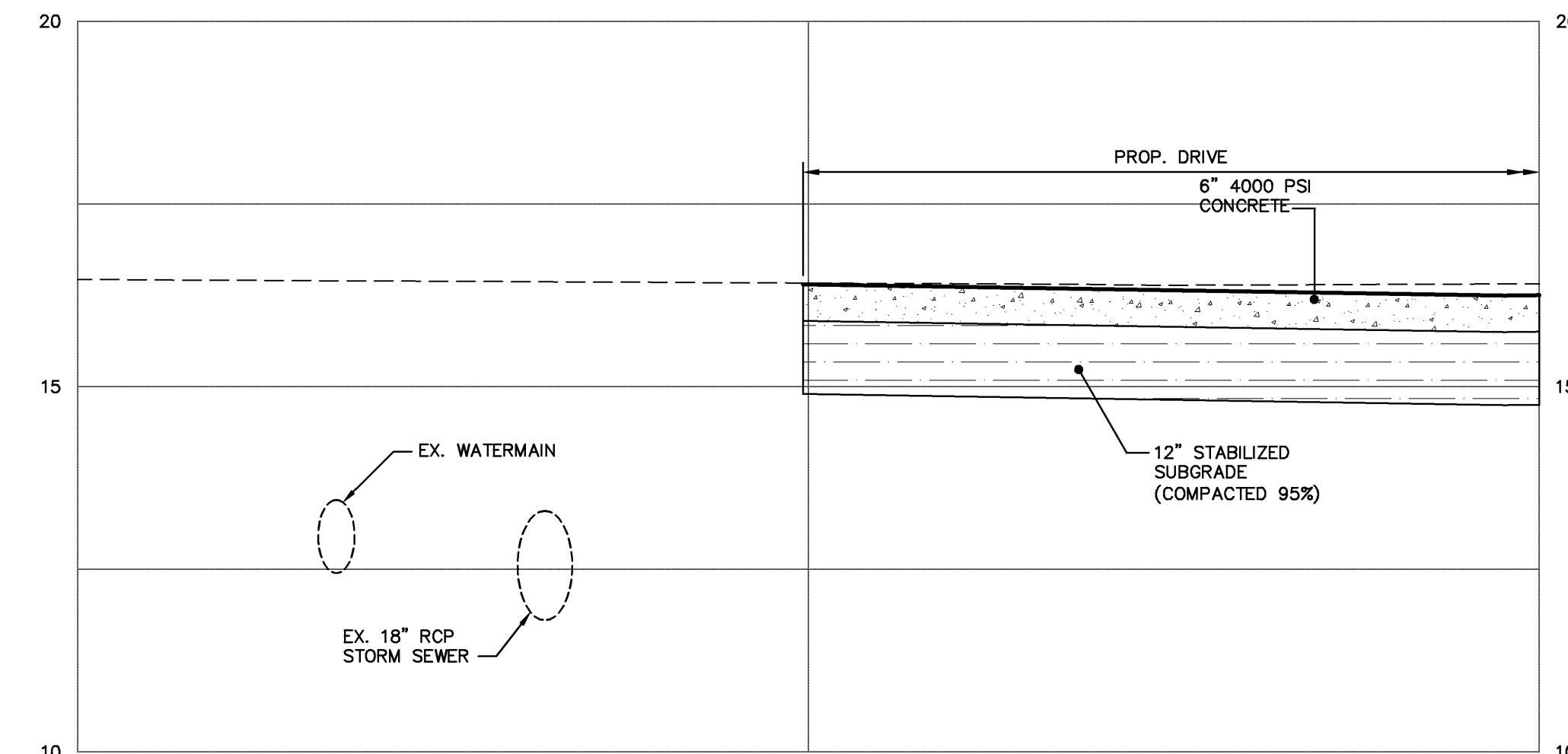
SIGNATURE





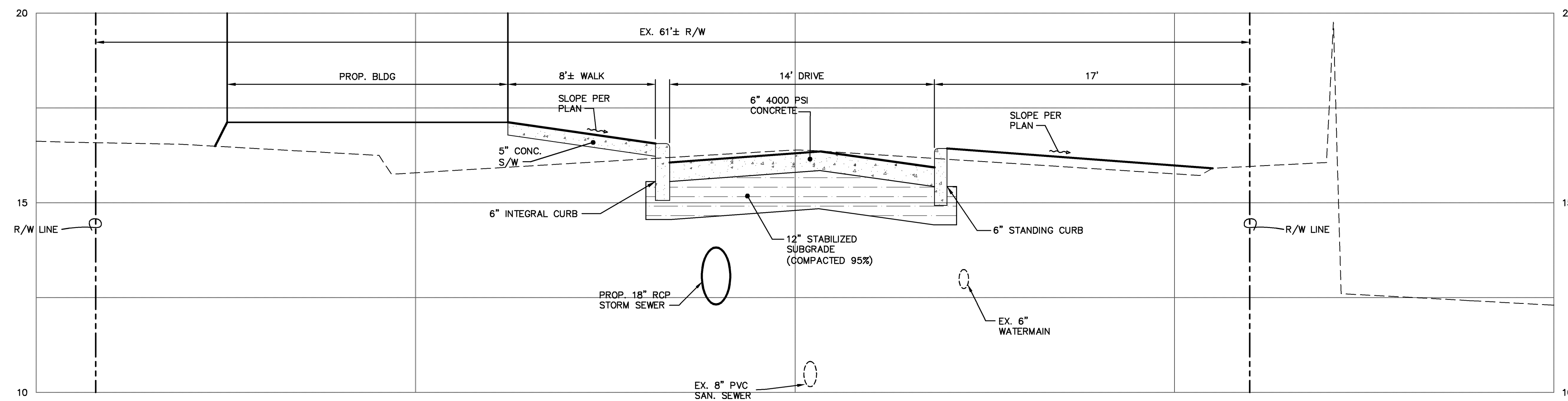
**SECTION A-A**

SCALE: H: 1"=4'  
V: 1"=2'



**SECTION B-B**

SCALE: H: 1"=4'  
V: 1"=2'



**SECTION C-C**

SCALE: H: 1"=4'  
V: 1"=2'

**SCHENKELSHULTZ**  
ARCHITECTURE  
677 North Washington Blvd.  
Sarasota, FL 34235  
voice 941.952.5875  
fax 941.957.3630  
schenkelsultz.com  
SS Lic No - AA-C000937

ALL IDEAL, DESIGN, ARRANGEMENTS AND PLANS INDICATED OR REPRESENTED BY THIS DRAWING ARE OWNED BY AND THE PROPERTY OF SCHENKELSHULTZ AND HERE CREATED, EVOLVED, AND DEVELOPED FOR USE ON AND IN CONNECTION WITH THE SPECIFIC PROJECT. NONE OF THE IDEAL, DESIGN, ARRANGEMENTS OR PLANS SHALL BE USED BY OR DISCLOSED TO ANY PERSON, FIRM, OR CORPORATION FOR ANY PURPOSE WHATSOEVER WITHOUT THE WRITTEN PERMISSION OF SCHENKELSHULTZ. WRITTEN DIMENSIONS ON THESE DRAWINGS SHALL HAVE PRECEDENCE OVER SCALE DIMENSIONS AND CONDITIONS ON THE JOB AND THIS OFFICE MUST BE NOTIFIED OF ANY VARIATION FROM THE DIMENSIONS AND CONDITIONS SHOWN BY THESE DRAWINGS. REVIEW OF SHOP DRAWINGS DOES NOT RELIEVE THE CONTRACTOR FROM THE REQUIREMENT OF MEETING OR EXCEEDING THE PLANS AND SPECIFICATIONS. CONFIDENTIAL COPYRIGHT © 2006 SCHENKELSHULTZ. WARNING: REPRODUCTION HEREOF BY ANY MEANS, WITHOUT THE WRITTEN PERMISSION OF SCHENKELSHULTZ, IS PROHIBITED. THIS DRAWING AND DESIGN DESCRIBED HEREIN MAY BE PATENTED OR BE THE SUBJECT OF PENDING PATENT APPLICATION.

**JEB C. MULLOCK**  
PROFESSIONAL ENGINEER #64692

SIGNATURE

**ZNS**  
ENGINEERING  
201 5th Avenue Drive East  
Bradenton, FL 34208  
voice 941.748.8080  
fax 941.748.3316  
email zns@znseng.com

**Downtown  
Bradenton  
Transit Station**

601 13th Street West  
Bradenton, FL 34205

Manatee County Government  
1112 Manatee Ave West  
8th Floor  
Bradenton, FL 34205

drawn: MF  
checked: J. MULOCK  
date: 11.12.2010  
comm. no.: 0920818

SECTIONS

**C109**

ALL IDEAS, DESIGN ARRANGEMENTS AND PLANS INDICATED OR REPRESENTED BY THE DRAWINGS ARE OWNED BY AND THE PROPERTY OF SCHENKELSHULTZ AND ARE CREATED, EVOLVED, AND DEVELOPED FOR USE ON AND IN CONNECTION WITH THE SPECIFIC PROJECT. NONE OF THE IDEAS, DESIGN ARRANGEMENTS OR PLANS SHALL BE USED BY OR DISCLOSED TO ANY PERSON, FIRM OR CORPORATION FOR ANY PURPOSE WHATSOEVER WITHOUT THE WRITTEN PERMISSION OF SCHENKELSHULTZ. WRITTEN DIMENSIONS ON THESE DRAWINGS SHALL HAVE PRECEDENCE OVER SCALE DIMENSIONS. CONTRACTOR SHALL VERIFY AND BE RESPONSIBLE FOR ALL DIMENSIONS AND CONDITIONS ON THE JOB AND THIS OBLIGATION MUST BE NOTIFIED OF ANY VARIATION FROM THE DIMENSIONS AND CONDITIONS SHOWN BY THESE DRAWINGS. REVIEW OF SHOP DRAWINGS DOES NOT RELIEVE THE CONTRACTOR FROM THE REQUIREMENT OF VERIFYING AND CORRECTING THE PLANS AND SPECIFICATIONS. CONFIDENTIAL COPYRIGHT 2006 SCHENKELSHULTZ. WARNING: REPRODUCTION HEREOF BY ANY MEANS, WITHOUT THE WRITTEN PERMISSION OF SCHENKELSHULTZ, IS STRICTLY PROHIBITED. DISCLOSURE MAY CONSTITUTE A VIOLATION OF APPLICABLE STATE AND FEDERAL LAWS. THE SCALE, ARRANGEMENTS AND DESIGN DECISIONS HEREIN MAY BE PATENTED OR BE THE SUBJECT OF PENDING PATENT APPLICATION.

**JEB C. MULLOCK**  
 PROFESSIONAL ENGINEER #64692

SIGNATURE

**Downtown  
 Bradenton  
 Transit Station**

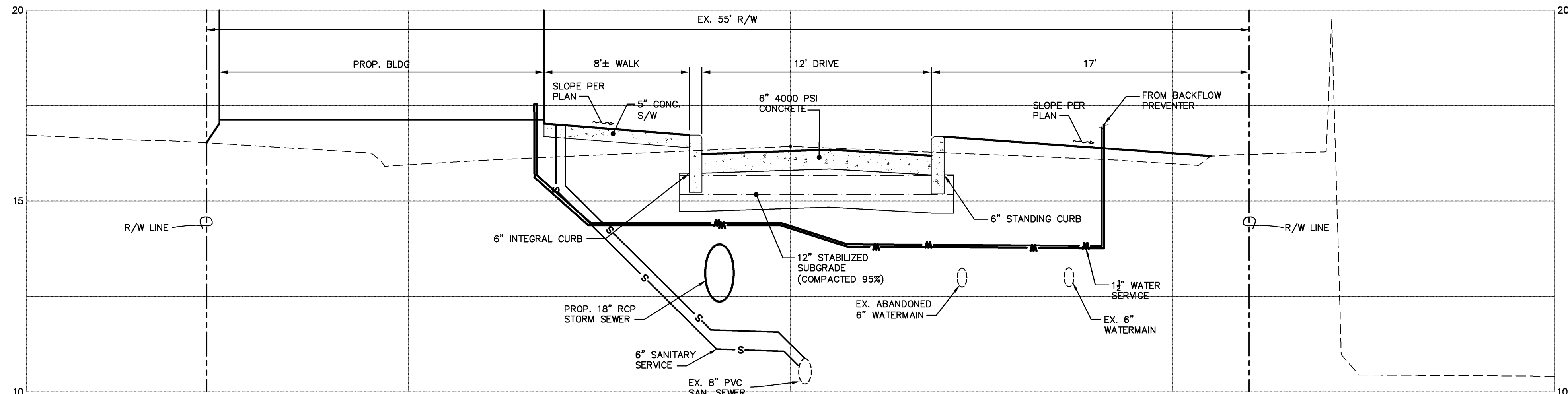
601 13th Street West  
 Bradenton, FL 34205

Manatee County Government  
 1112 Manatee Ave West  
 8th Floor  
 Bradenton, FL 34205

drawn: MF  
 checked: J. MULOCK  
 date: 11.12.2010  
 comm. no.: 0920818

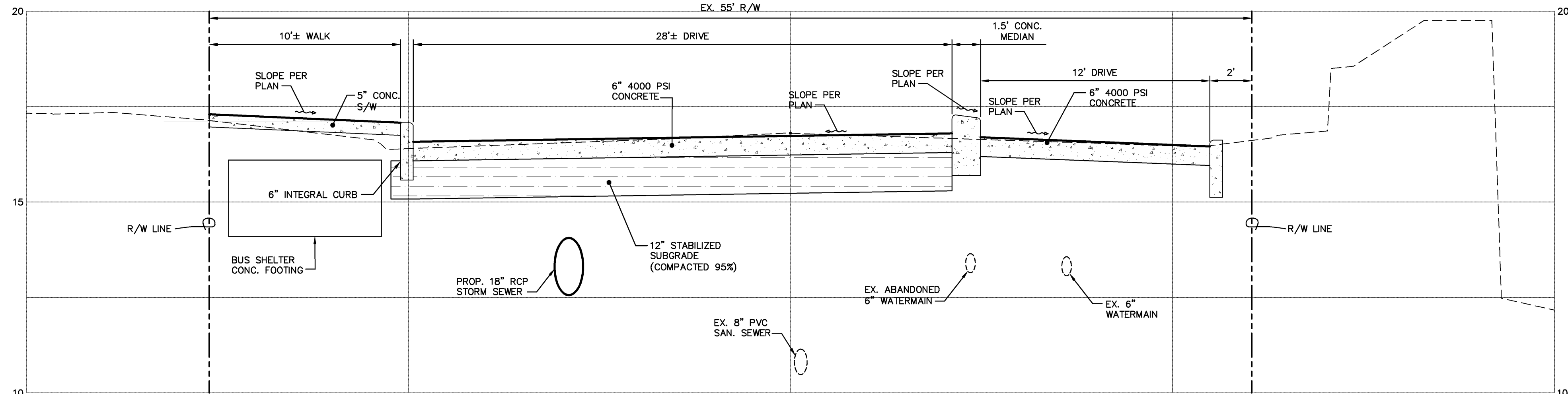
**SECTIONS**

**C110**



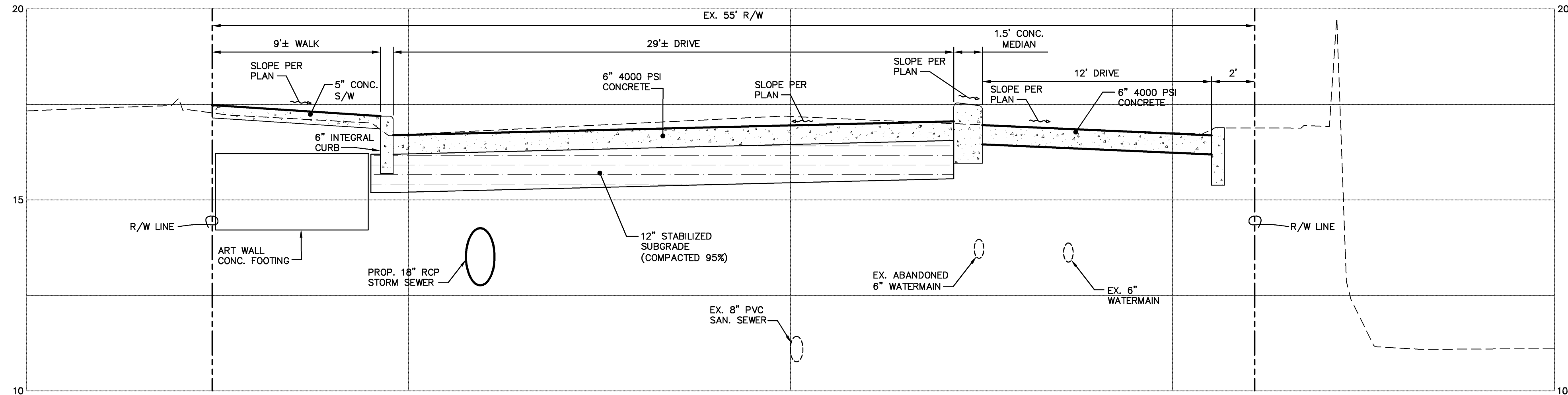
**SECTION D-D**

SCALE: H: 1"=4'  
 V: 1"=2'



**SECTION E-E**

SCALE: H: 1"=4'  
 V: 1"=2'



**SECTION F-F**

SCALE: H: 1"=4'  
 V: 1"=2'

ALL IDEAL, DESIGN, ARRANGEMENTS AND PLANS INDICATED OR REPRESENTED BY THIS DRAWING ARE OWNED BY AND THE PROPERTY OF SCHENKELSHULTZ AND HEREIN CREATED, EVOLVED, AND DEVELOPED FOR USE AND IN CONNECTION WITH THE SPECIFIC PROJECT. NONE OF THE IDEAL, DESIGN, ARRANGEMENTS OR PLANS SHALL BE USED BY OR DISCLOSED TO ANY PERSON, FIRM, OR CORPORATION FOR ANY PURPOSE WHATSOEVER WITHOUT THE WRITTEN PERMISSION OF SCHENKELSHULTZ. WRITTEN DIMENSIONS ON THESE DRAWINGS SHALL HAVE PRECEDENCE OVER SCALE DIMENSIONS. CONTRACTORS SHALL VERIFY AND BE RESPONSIBLE FOR ALL DIMENSIONS AND CONDITIONS ON THE JOB AND THIS OFFICE MUST BE NOTIFIED OF ANY VARIATION FROM THE DIMENSIONS AND CONDITIONS SHOWN BY THESE DRAWINGS. REVIEW OF SHOP DRAWINGS DOES NOT RELIEVE THE CONTRACTOR FROM THE REQUIREMENT OF TESTING OR TESTING THE PLANS AND SPECIFICATIONS. CONFIDENTIAL COPYRIGHT 2006 SCHENKELSHULTZ. WARNING: REPRODUCTION HEREOF BY ANY MEANS, WITHOUT THE WRITTEN PERMISSION OF SCHENKELSHULTZ, IS PROHIBITED. THIS DRAWING IS THE PROPERTY OF SCHENKELSHULTZ AND IS NOT TO BE REPRODUCED OR TRANSMITTED IN ANY FORM OR BY ANY MEANS, ELECTRONIC OR MECHANICAL, INCLUDING PHOTOCOPYING, RECORDING, OR BY ANY INFORMATION STORAGE AND RETRIEVAL SYSTEM. THE SCALE, ARRANGEMENTS AND DESIGN DESCRIBED HEREIN MAY BE PATENTED OR BE THE SUBJECT OF PENDING PATENT APPLICATION.

JEB C. MULOCK  
 PROFESSIONAL ENGINEER #64692

SIGNATURE

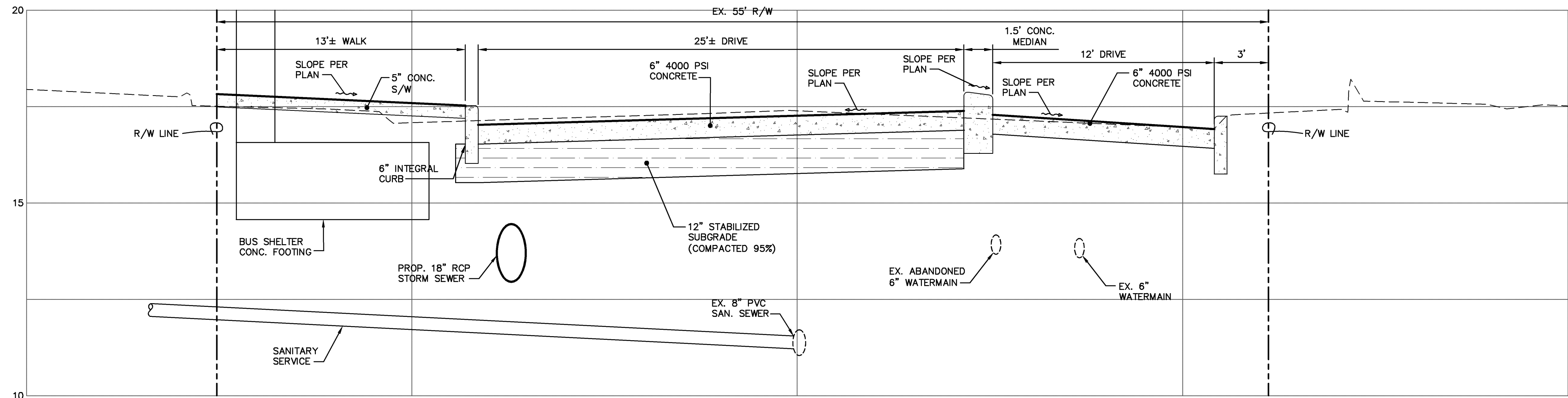
601 13th Street West  
 Bradenton, FL 34205

Manatee County Government  
 1112 Manatee Ave West  
 8th Floor  
 Bradenton, FL 34205

drawn: MF  
 checked: J. MULOCK  
 date: 11.12.2010  
 comm. no.: 0920818

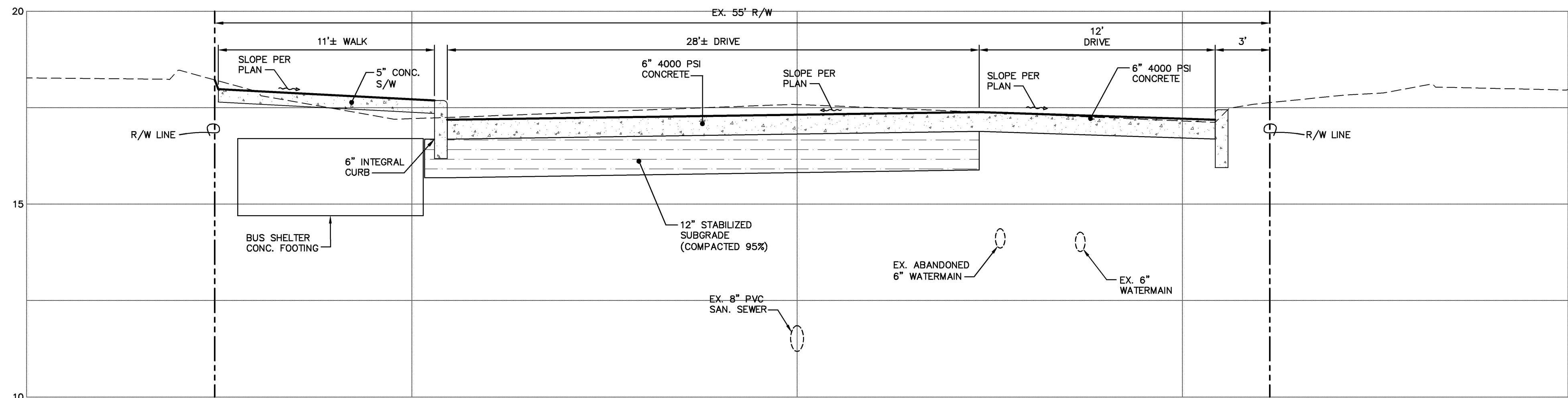
**SECTIONS**

**C111**



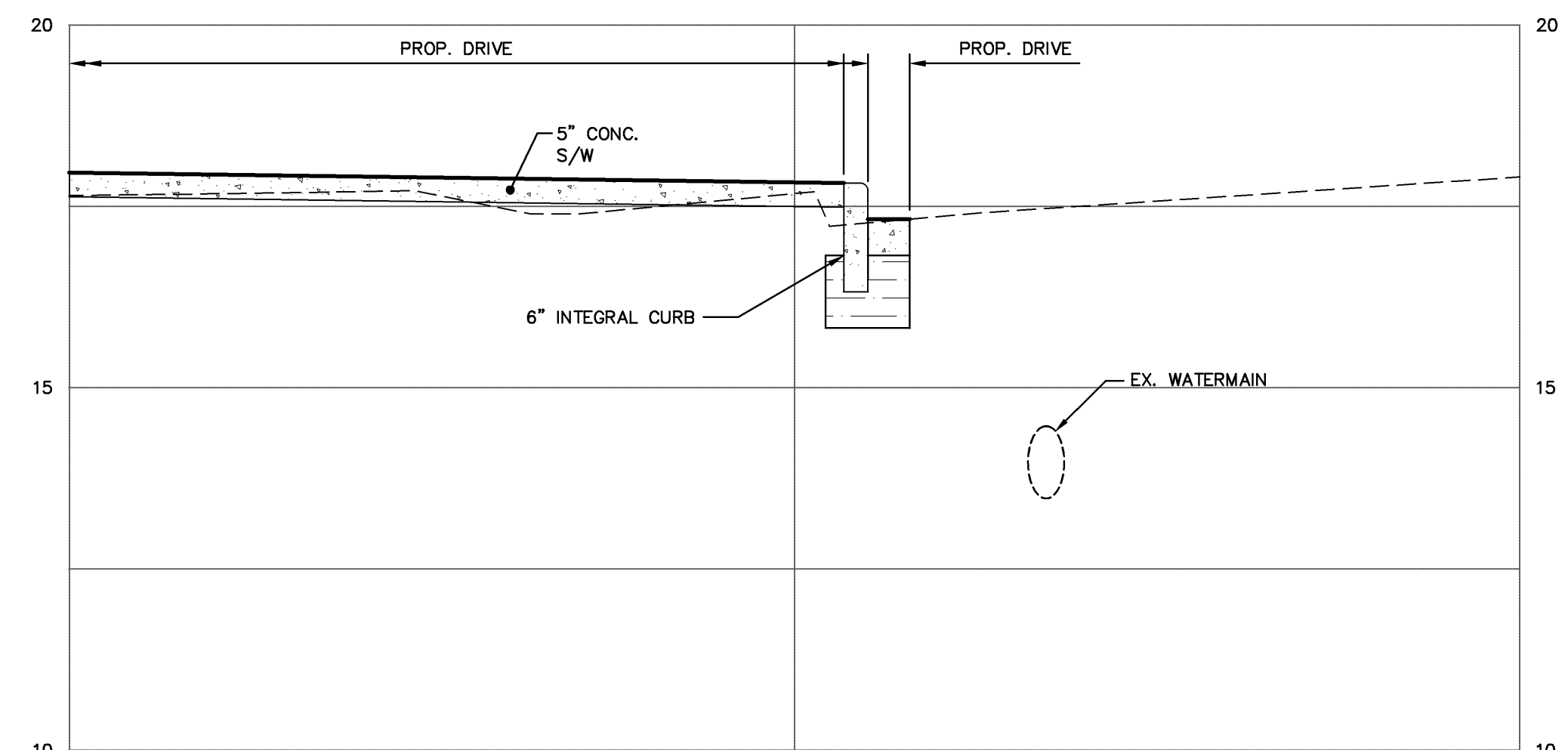
**SECTION G-G**

SCALE: H: 1"=4'  
 V: 1"=2'



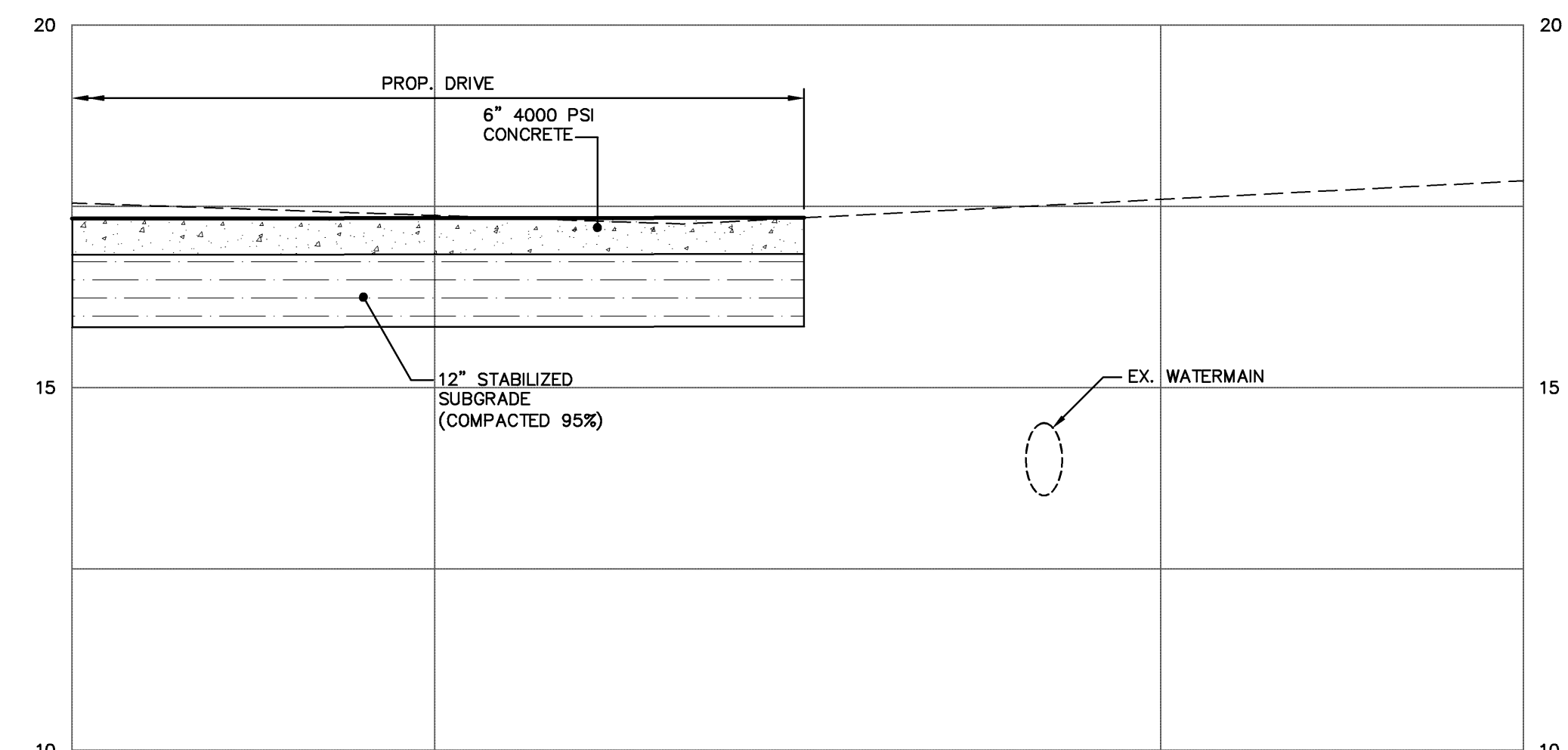
**SECTION H-H**

SCALE: H: 1"=4'  
 V: 1"=2'



**SECTION I-I**

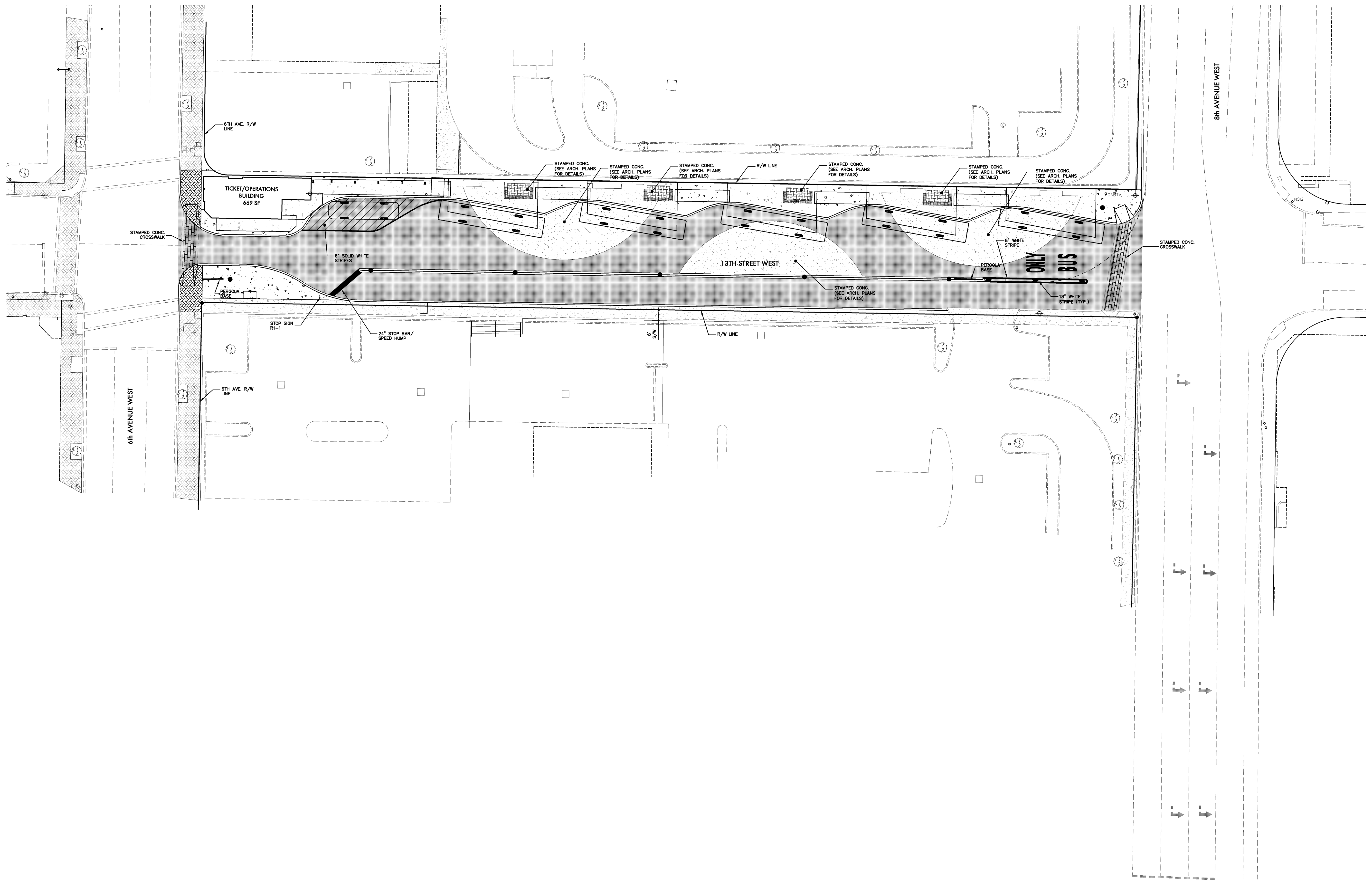
SCALE: H: 1"=4'  
 V: 1"=2'



**SECTION J-J**

SCALE: H: 1"=4'  
 V: 1"=2'

1" = 20'



**SCHENKELSHULTZ**  
 ARCHITECTURE  
 677 North Washington Blvd.  
 Sarasota, FL 34235  
 voice 941.952.5875  
 fax 941.957.3630  
 schenkelsultz.com  
 SS Lic No - AA-C000937

ALL IDEAS, DESIGN ARRANGEMENTS AND PLANS INDICATED OR REPRESENTED BY THIS DRAWING ARE OWNED BY AND THE PROPERTY OF SCHENKELSHULTZ AND ARE CREATED, EVOLVED, AND DEVELOPED FOR USE ON AND IN CONNECTION WITH THE SPECIFIC PROJECT. NONE OF THE IDEAS, DESIGN ARRANGEMENTS OR PLANS SHALL BE USED BY OR DISCLOSED TO ANY PERSON, FIRM OR CORPORATION FOR ANY PURPOSE WITHOUT THE WRITTEN PERMISSION OF SCHENKELSHULTZ. WRITTEN DIMENSIONS ON THESE DRAWINGS SHALL HAVE PRECEDENCE OVER SCALE DIMENSIONS. CONTRACTORS SHALL VERIFY AND BE RESPONSIBLE FOR ALL DIMENSIONS AND CONDITIONS ON THE JOB AND THIS OFFICE MUST BE NOTIFIED OF ANY VARIATION FROM THE DIMENSIONS AND CONDITIONS SHOWN BY THESE DRAWINGS. REVIEW OF SHOP DRAWINGS DOES NOT RELIEVE THE CONTRACTOR FROM THE REQUIREMENT OF VERIFYING OR CORRECTING THE PLANS AND SPECIFICATIONS. CONFIDENTIAL COPYRIGHT 2008 SCHENKELSHULTZ. WARNING: REPRODUCTION HEREOF IS A CRIMINAL OFFENSE UNDER FEDERAL AND STATE LAWS. UNAUTHORIZED DISCLOSURE MAY CONSTITUTE A VIOLATION OF APPLICABLE STATE AND FEDERAL LAW. THE IDEAS, ARRANGEMENTS AND DESIGN DESCRIBED HEREIN MAY BE PATENTED OR BE THE SUBJECT OF PENDING PATENT APPLICATION.

**JEB C. MULOCK**  
 PROFESSIONAL ENGINEER #64692

SIGNATURE

**ZNS**  
 ENGINEERING  
 201 5th Avenue Drive East  
 Bradenton, FL 34208  
 voice 941.748.8080  
 fax 941.748.3316  
 email zns@znseng.com

**Downtown  
 Bradenton  
 Transit Station**

601 13th Street West  
 Bradenton, FL 34205

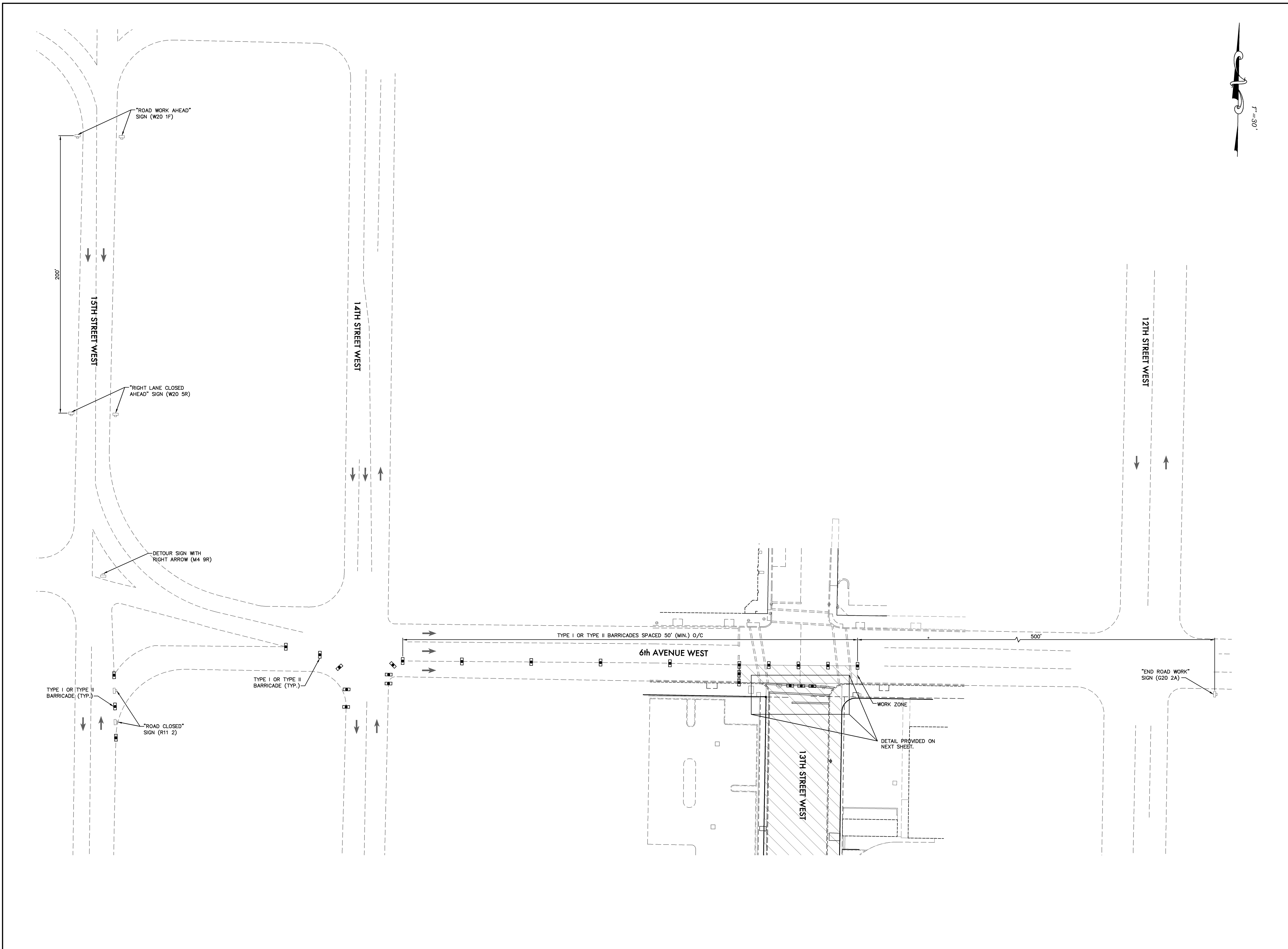
Manatee County Government  
 1112 Manatee Ave West  
 8th Floor  
 Bradenton, FL 34205

drawn: MF  
 checked: J. MULOCK  
 date: 11.12.2010  
 comm. no.: 0920818

**SIGNAGE AND  
 STRIPING PLAN**

**C112**

100% CONSTRUCTION DOCUMENTS



**SCHENKELSHULTZ**  
 ARCHITECTURE  
 677 North Washington Blvd.  
 Sarasota, FL 34235  
 voice 941.952.6875  
 fax 941.957.3630  
 schenkelshultz.com  
 SS Lic No - AA-C000937

ALL IDEAS, DESIGN ARRANGEMENTS AND PLANS INDICATED OR REPRESENTED BY THIS DRAWING ARE OWNED BY AND THE PROPERTY OF SCHENKELSHULTZ AND ARE CREATED, EVOLVED, AND DEVELOPED FOR USE ON AND IN CONNECTION WITH THE SPECIFIC PROJECT. NONE OF THE IDEAS, DESIGN ARRANGEMENTS OR PLANS SHALL BE USED BY OR DISCLOSED TO ANY PERSON, FIRM OR CORPORATION FOR ANY PURPOSE WHATSOEVER WITHOUT THE WRITTEN PERMISSION OF SCHENKELSHULTZ. WRITTEN DIMENSIONS ON THESE DRAWINGS SHALL HAVE PRECEDENCE OVER SCALE DIMENSIONS. CONTRACTORS SHALL VERIFY AND BE RESPONSIBLE FOR ALL DIMENSIONS AND CONDITIONS ON THE JOB AND THIS OFFICE MUST BE NOTIFIED OF ANY VARIATION FROM THE DIMENSIONS AND CONDITIONS SHOWN BY THESE DRAWINGS. REVIEW OF SHOP DRAWINGS DOES NOT RELIEVE THE CONTRACTOR FROM THE REQUIREMENT OF MEETING OR EXCEEDING THE PLANS AND SPECIFICATIONS. CONFIDENTIAL COPYRIGHT 2008 SCHENKELSHULTZ. WARNING: REPRODUCTION HEREOF IS A CRIMINAL OFFENSE UNDER 18 U.S.C. SEC. 506. UNAUTHORIZED DISCLOSURE MAY CONSTITUTE A VIOLATION OF APPLICABLE STATE AND FEDERAL LAW. THE SCALE, ARRANGEMENTS AND DESIGN DESCRIBED HEREIN MAY BE PATENTED OR BE THE SUBJECT OF PENDING PATENT APPLICATION.

**JEB C. MULOCK**  
 PROFESSIONAL ENGINEER #64692

SIGNATURE

**ZNS**  
 ENGINEERING  
 201 5th Avenue Drive East  
 Bradenton, FL 34208  
 voice 941.748.8080  
 fax 941.748.3316  
 email zns@znseng.com

**Downtown  
 Bradenton  
 Transit Station**

601 13th Street West  
 Bradenton, FL 34205

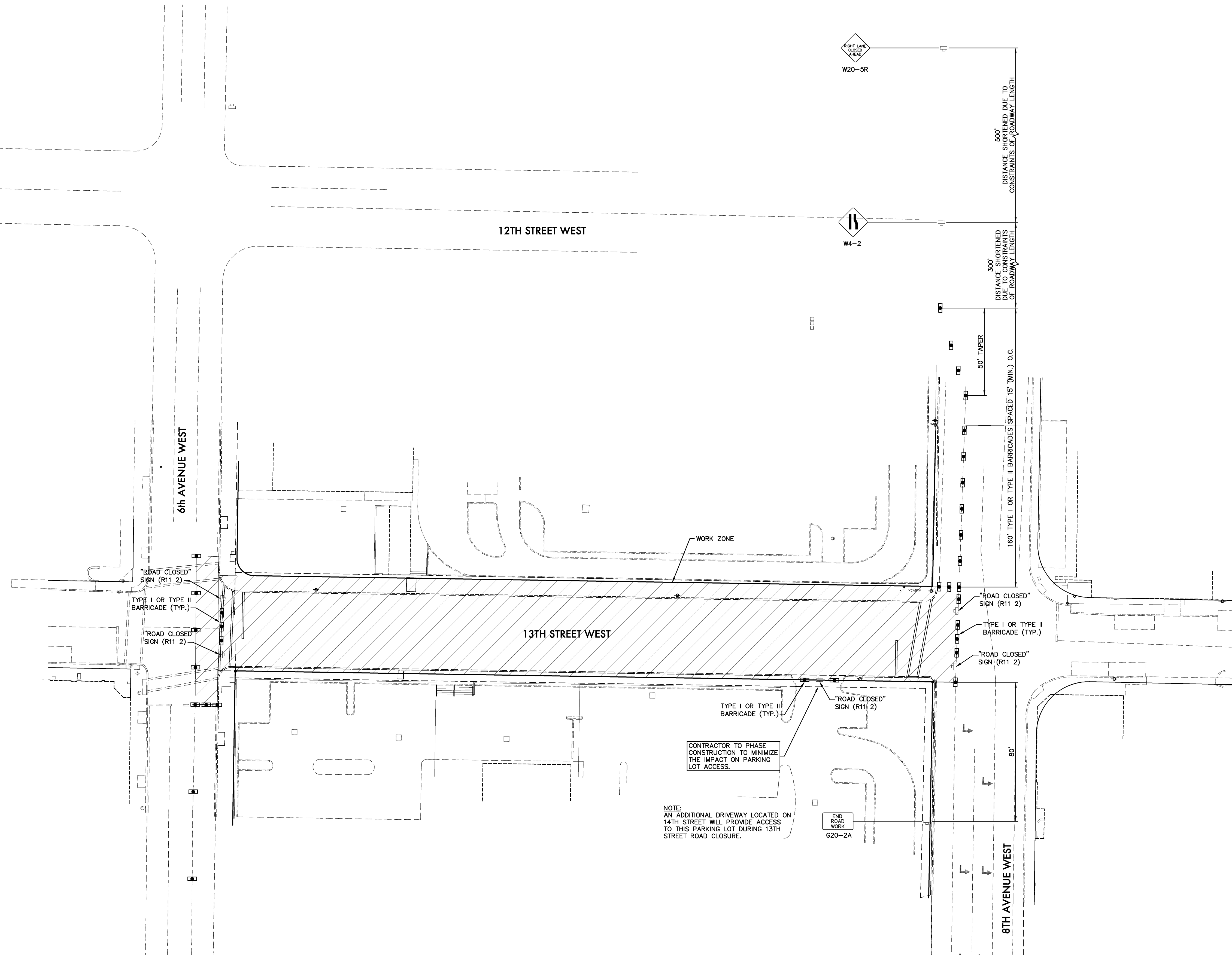
Manatee County Government  
 1112 Manatee Ave West  
 8th Floor  
 Bradenton, FL 34205

drawn: MF  
 checked: J. MULOCK  
 date: 11.12.2010  
 comm. no.: 0920818

**MAINTENANCE OF  
 TRAFFIC PLAN**

**C113**

1"=30'



**SCHENKELSHULTZ**  
 ARCHITECTURE  
 677 North Washington Blvd.  
 Sarasota, FL 34235  
 voice 941.952.5875  
 fax 941.957.3630  
 schenkelschultz.com  
 SS Lic No - AA-C000937

ALL IDEAS, DESIGN ARRANGEMENTS AND PLANS INDICATED OR REPRESENTED BY THIS DRAWING ARE OWNED BY AND THE PROPERTY OF SCHENKELSHULTZ AND HEREBY CREATED, EVOLVED, AND DEVELOPED FOR USE ON AND IN CONNECTION WITH THE SPECIFIC PROJECT. NONE OF THE IDEAS, DESIGN ARRANGEMENTS OR PLANS SHALL BE USED BY OR DISCLOSED TO ANY PERSON, FIRM, OR CORPORATION FOR ANY PURPOSE WHATSOEVER WITHOUT THE WRITTEN PERMISSION OF SCHENKELSHULTZ. WRITTEN DIMENSIONS ON THESE DRAWINGS SHALL HAVE PRECEDENCE OVER SCALE DIMENSIONS. CONTRACTORS SHALL VERIFY AND BE RESPONSIBLE FOR ALL DIMENSIONS AND CONDITIONS ON THE JOB AND THIS OFFICE MUST BE NOTIFIED OF ANY VARIATION FROM THE DIMENSIONS AND CONDITIONS SHOWN BY THESE DRAWINGS. REVIEW OF SHOP DRAWINGS DOES NOT RELIEVE THE CONTRACTOR FROM THE REQUIREMENT OF MEETING OR EXCEEDING THE PLANS AND SPECIFICATIONS. CONFIDENTIAL COPYRIGHT 2008 SCHENKELSHULTZ. WARNING: REPRODUCTION HEREOF IS A CRIMINAL OFFENSE UNDER FLA. STAT. SEC. 816.03. UNAUTHORIZED DISCLOSURE MAY CONSTITUTE A VIOLATION OF APPLICABLE STATE AND FEDERAL LAW. THE IDEAS, ARRANGEMENTS AND DESIGN DESCRIBED HEREIN MAY BE PATENTED OR BE THE SUBJECT OF PENDING PATENT APPLICATION.

**JEB C. MULOCK**  
 PROFESSIONAL ENGINEER #64692

SIGNATURE

**ZNS**  
 ENGINEERING  
 201 5th Avenue Drive East  
 Bradenton, FL 34208  
 voice 941.748.8080  
 fax 941.748.3316  
 email zns@znseng.com

**Downtown  
 Bradenton  
 Transit Station**

601 13th Street West  
 Bradenton, FL 34205

Manatee County Government  
 1112 Manatee Ave West  
 8th Floor  
 Bradenton, FL 34205

drawn: MF  
 checked: J. MULOCK  
 date: 11.12.2010  
 comm. no.: 0920818

**MAINTENANCE OF  
 TRAFFIC PLAN**

**C114**

100% CONSTRUCTION DOCUMENTS