



**INVITATION FOR BID
IFB #13-1121CD
51st Avenue East at 15th Street East Intersection Improvements**

Manatee County, a political subdivision of the State of Florida, (hereinafter the "County") will receive sealed Bids from individuals, corporations, partnerships, and other legal entities organized under the laws of the State of Florida or authorized to conduct business in the State of Florida.

NON-MANDATORY INFORMATION CONFERENCE

In order to insure that all prospective Bidders have sufficient information and understanding of the County's needs, an Information Conference will be held on: **Monday, June 24, 2013 at 9:00 AM** at the **Manatee County Administrative Center, Purchasing Division, 1112 Manatee Avenue West, Suite 803, Bradenton, FL 34205.** Attendance is not mandatory, but is highly encouraged.

NOTE: **Article B.05 Inspection of Site (page 00020-2)** – All potential Contractors, it is mandatory that a site visit be performed at the location to familiarize yourselves with the full scope of the construction site.

DEADLINE FOR CLARIFICATION REQUESTS: **July 2, 2013 at 3:00 PM**
(Reference Bid Article A.06)

TIME AND DATE DUE: **July 17, 2013 at 3:00 PM**

Important Note: Lobbying is prohibited (reference Bid Article A.08).

FOR INFORMATION CONTACT:
Chris Daley-CPPB, Contract Specialist
(941) 749-3048, Fax (941) 749-3034
chris.daley@mymanatee.org
Manatee County Financial Management Department
Purchasing Division

AUTHORIZED FOR RELEASE: DVVW

Table of Contents
IFB #13-1121CD

00010 Information to Bidders.....00010-1-9

00020 Basis of Award.....00020-1-2

00030 Terms and Conditions.....00030-1-9

00100 Bid Summary00100-1-4

00150 Manatee County Local Preference00150-1-4

00300 Bid Form00300-1-13

00430 Contractor’s Questionnaire00430-1-4

00491 Certification Form00491-1-2

00500 Form of Agreement.....00500-1-6

00700 General Conditions.....00700-1-20

Mailing Label 1

Plan Set (dated February 6, 2013)..... 69 pages

Specific Purpose Survey 8 pages

Special Provisions25 pages

Contract Documents149 pages

Subsurface Soil and Water Table Exploration Report (Dated August 17,2009).. 15 pages

Subsurface Soil Investigation Report for Proposed Pedestrian Bridge
(Dated October 11, 2011)..... 23 pages

Regulatory Agency Permits 25 pages

SECTION 00010
INFORMATION TO BIDDERS

A.01 OPENING LOCATION

Sealed Bids will be **publicly opened** at **Manatee County Purchasing Division, 1112 Manatee Avenue West, Suite 803, Bradenton, Florida 34205** in the presence of County officials at the time and date stated, or soon thereafter. All Bidders or their representatives are invited to be present.

Any Bids received after the stated time and date will not be considered. It shall be the sole responsibility of the Bidder to have their Bid **delivered to the Manatee County Purchasing Division** for receipt on or before the stated time and date. If a Bid is sent by **U.S. Mail**, the Bidder shall be responsible for its timely delivery to the Purchasing Division. Bids delayed by mail shall not be considered, shall not be opened at the public opening, and arrangements shall be made for their return at the respondent's request and expense.

A.02 SEALED & MARKED

One original and two copies of your **signed Bid** shall be submitted in one **sealed** package, clearly marked on the outside **"Sealed Bid #13-1121CD, 51st Avenue East at 15th Street East Intersection Improvements"** with your company name.

Address package to: Manatee County Purchasing Division
1112 Manatee Avenue West, Suite 803
Bradenton, Florida 34205

A.03 SECURING OF DOCUMENTS

Complete individual copies of the Bidding documents for the project and/or products can be obtained, free of charge, at the Manatee County Public Works Department, 1022 26th Avenue East, Bradenton, FL 34208; (941) 708-7450, extension 7327 or 7334. Documents may be obtained between the hours of 8:00 AM and 4:00 PM Monday through Friday, with the exception of holidays. Complete set of the Bidding document must be used in preparing Bids. The County assumes no responsibility for errors and misinterpretations resulting from the use of incomplete sets of Bidding documents.

A.04 BID DOCUMENTS

Bids on <http://www.mymanatee.org>, Bid documents and the Notices of Source Selection related to those Bids are available for download in a portable document format (.PDF) file on the Manatee County web page on the Purchasing tab under "Bids." You may view and print these files using Adobe Acrobat software. You may download a free copy of this software (Adobe) from the Owner's web page if you do not have it.

A.04 BID DOCUMENTS (Continued)

Manatee County collaborates with the Manatee Chamber of Commerce on distributing solicitations using the RFP Tool web page on the Chambers website: <http://www.Manateechamber.com> to post Bid documents in a portable document format (.PDF) file. This step is in addition to the posting on Manatee County Government web pages.

Manatee County may also use an internet service provider to distribute Bids. A link to that service, <http://www.DemandStar.com>, is provided on this web site under the Tab "DemandStar". Participation in the DemandStar system is not a requirement for doing business with Manatee County.

Note: The County posts the Notice of Source Selection seven (7) calendar days prior to the effective date of the Award.

IT IS THE RESPONSIBILITY OF EACH CONTRACTOR, PRIOR TO SUBMITTING THEIR BID, TO CONTACT THE MANATEE COUNTY PURCHASING DIVISION (see contact information on page one of this document) TO DETERMINE IF ADDENDA WERE ISSUED AND TO MAKE SUCH ADDENDA A PART OF THEIR BID .

A.05 MODIFICATION OF BID SPECIFICATIONS

If a Bidder wishes to recommend changes to the Bid specifications, the Bidder shall furnish in writing, data and information necessary to aid the Owner in evaluating the request to modify the specifications. The Owner is not obligated to make any changes to the Bid specifications. Unless an addendum is issued, the Bid specifications shall remain unaltered. **Bidders must fully comply with the Bid specifications, terms, and conditions.**

A.06 DEADLINE FOR CLARIFICATION REQUESTS

July 2, 2013 at 3:00 PM shall be the deadline to submit all inquiries, suggestions, or requests concerning interpretation, clarification or additional information pertaining to the Invitation for Bids to the Manatee County Purchasing Division.

This deadline has been established to maintain fair treatment for all potential Bidders, while maintaining the expedited nature of the Economic Stimulus that the contracting of this Work may achieve.

A.07 CLARIFICATION & ADDENDA

Each Bidder shall examine all Invitation for Bid documents and shall judge all matters relating to the adequacy and accuracy of such documents. Any inquiries, suggestions or requests concerning interpretation, clarification or additional information pertaining to the Invitation for Bids shall be made through the Manatee County Purchasing Division. The County shall not be responsible for oral interpretations given by any County employee, representative, or others. The

A.07 CLARIFICATION & ADDENDA (Continued)

issuance of a written addendum is the only official method whereby interpretation, clarification or additional information can be given.

If any addenda are issued to this Invitation for Bid, the County will broadcast the addenda on the DemandStar distribution system to “Planholders” on this web service, and post the documents on the Purchasing Division’s web page at <http://www.mymanatee.org> which can be accessed by clicking on the “Purchasing” button and then clicking on the “Bids” button. It shall be the responsibility of each Bidder, prior to submitting their Bid, to contact Manatee County Purchasing (see contact on page 1) to determine if addenda were issued and to make such addenda a part of their Bid.

A.08 LOBBYING

After the issuance of any Invitation for Bid, prospective Bidders, or any agent, representative or person acting at the request of such Bidder shall not contact, communicate with or discuss any matter relating in any way to the Invitation for Bid with any officer, agent or employee of Manatee County other than the Purchasing Official or as directed in the Invitation for Bid. This prohibition includes the act of carbon copying officers, agents or employees of Manatee County on email correspondence. This requirement begins with the issuance of an Invitation for Bid, and ends upon execution of the final Contract or when the invitation has been canceled. Violators of this prohibition shall be subject to sanctions as provided in the Manatee County Purchasing Code of Law Chapter 2-26.

A.09 UNBALANCED BIDDING PROHIBITED

Manatee County recognizes that large and/or complex projects will often result in a variety of methods, sources, and prices. However, where in the opinion of the County such variation does not appear to be justified, given Bid specifications and industry and market conditions, the Bid will be presumed to be unbalanced. Examples of unbalanced Bids will include:

1. Bids showing omissions, alterations of form, additions not specified or required conditional or unauthorized alternate Bids.
2. Bids quoting prices that substantially deviate, either higher or lower, from those included in the Bids of competitive Bidders for the same line item unit costs.
3. Bids where the unit costs offered are in excess of or below reasonable cost analysis values.

A.09 UNBALANCED BIDDING PROHIBITED (Continued)

In the event the County determines that a Bid is presumed unbalanced, it will request the opportunity to, and reserves the right to, review all source quotes, Bids, price lists, letters of intent, etc., which the Bidder obtained and upon which the Bidder relied upon to develop the Bid. The County reserves the right to reject as non-responsive any presumptive unbalanced Bids where the Bidder is unable to demonstrate the validity and/or necessity of the unbalanced unit costs.

A.10 FRONT END LOADING OF BID PRICING PROHIBITED

Prices offered for performance and/or acquisition activities to occur early in the project schedule, such as mobilization; clearing and grubbing; or maintenance of traffic; that are substantially higher than pricing of competitive Bidders within the same portion of the project schedule, will be presumed to be front end loaded. Front end loaded Bids could reasonably appear to be an attempt to obtain unjustified early payments creating a risk of insufficient incentive for the Contractor to complete the Work or otherwise creating an appearance of an under-capitalized Bidder.

In the event the County determines that a Bid is presumed to be front end loaded, it will request the opportunity to, and reserves the right to, review all source quotes, Bids, price lists, letters of intent, etc., which the Bidder obtained and upon which the Bidder relied upon to develop the pricing or acquisition timing for these Bid items. The County reserves the right to reject as non-responsive any presumptive front end loaded Bids where the Bidder is unable to demonstrate the validity and/or necessity of the front end loaded costs.

A.11 WITHDRAWAL OF OFFERS

Contractors may withdraw offers as follows: a) Mistakes discovered before the opening of a solicitation may be withdrawn by written notice from the Bidder submitting the offer. This request must be received in the office designated for receipt of offers in the solicitation document prior to the time set for delivery and opening of the offers. A copy of the request shall be retained and the unopened offer returned to that Contractor. b) After the responses to a solicitation are opened or a selection has been determined, but before a Contract is signed, a Contractor alleging a material mistake of fact may be permitted to withdraw their offer if: (1) the mistake is clearly evident on the solicitation document; or (2) the Bidder submits evidence which clearly and convincingly demonstrates that a mistake was made. Request to withdraw an offer must be in writing and approved by the Purchasing Official.

A.12 IRREVOCABLE OFFER

Any Bid may be withdrawn up until the date and time set for opening of the Bid. Any Bid not so withdrawn shall, upon opening, constitute an irrevocable offer for a period of ninety (90) days to sell to Manatee County the goods or services set forth in the attached specifications until one or more of the Bids have been duly accepted by the County.

A.13 BID EXPENSES

All expenses for making Bids to the County are to be borne by the Bidder.

A.14 RESERVED RIGHTS

The County reserves the right to accept or reject any and/or all Bids, to waive irregularities and technicalities, and to request resubmission. Also, the County reserves the right to accept all or any part of the Bid and to increase or decrease quantities to meet additional or reduced requirements of the County. Any sole response received by the first submission date may or may not be rejected by the County depending on available competition and current needs of the County. For all items combined, the Bid of the lowest responsive, responsible Bidder will be accepted, unless all Bids are rejected. The lowest responsible Bidder shall mean **that Bidder who makes the lowest Bid to sell goods and/or services of a quality which** meets or exceeds the quality of goods and/or services set forth in the attached specifications or otherwise required by the County, and who is fit and capable to perform the Bid as made.

To be responsive, a Bidder shall submit a Bid which conforms in all material respects to the requirements set forth in the Invitation for Bid. To be a responsible Bidder, the Bidder shall have the capability in all respects to perform fully the Contract requirements, and the tenacity, perseverance, experience, integrity, reliability, capacity, facilities, equipment, and credit which will assure good faith performance. Also, the County reserves the right to make such investigation as it deems necessary to determine the ability of any Bidder to furnish the service requested. Information the County deems necessary to make this determination shall be provided by the Bidder. Such information may include, but shall not be limited to current financial statements, verification of availability of equipment and personnel, and past performance records.

A.15 APPLICABLE LAWS

Bidder must be authorized to transact business in the State of Florida. All applicable laws and regulations of the State of Florida and ordinances and regulations of Manatee County will apply to any resulting Agreement. Any involvement with any Manatee County procurement shall be in accordance with Manatee County Purchasing Ordinance as amended. Any actual or prospective Bidder who is aggrieved in connection with the solicitation or award of a Contract may protest to the Board of County Commissioners of Manatee County as required in Manatee County Code of Laws.

A.16 COLLUSION

By offering a submission to this Invitation for Bid, the Bidder certifies that he has not divulged, discussed or compared their Bid with other Bidder, and has not colluded with any other Bidder or parties to this Bid whatsoever. Also, Bidder certifies, and in the case of a joint Bid each party thereto certifies as to their own organization, that in connection with this Bid:

A.16 COLLUSION (Continued)

- a. any prices and/or cost data submitted have been arrived at independently, without consultation, communication, or agreement, for the purpose of restricting competition, as to any matter relating to such prices and/or cost data, with any other Bidder or with any competitor;
- b. any prices and/or cost data quoted for this Bid have not been knowingly disclosed by the Bidder and will not knowingly be disclosed by the Bidder, prior to the scheduled opening, directly or indirectly to any other Bidder or to any competitor;
- c. no attempt has been made or will be made by the Bidder to induce any other person or firm to submit or not to submit a Bid for the purpose of restricting competition;
- d. the only person or persons interested in this Bid, principal or principals is/are named therein and that no person other than therein mentioned has any interest in this Bid or in the Contract to be entered into; and
- e. no person or agency has been employed or retained to solicit or secure this Contract upon an agreement or understanding or a commission, percentage, brokerage, or contingent fee excepting bona fide employees or established commercial agencies maintained by Bidder for purpose of doing business.

A.17 CODE OF ETHICS

With respect to this Bid, if any Bidder violates, directly or indirectly, the ethics provisions of the Manatee County Purchasing Ordinance and/or Florida criminal or civil laws related to public procurement, including but not limited to Florida Statutes Chapter 112, Part II, Code of Ethics for Public Officers and Employees, such Bidder will be disqualified from eligibility to perform the Work described in this Invitation for Bid, and may also be disqualified from furnishing future goods or services to, and from submitting any future Bids to supply goods or services to, Manatee County.

By submitting a Bid, the Bidder represents to the County that all statements made and materials submitted are truthful, with no relevant facts withheld. If a Bidder is determined to have been untruthful in its Bid or any related presentation, such Bidder will be disqualified from eligibility to perform the Work described in this Invitation for Bid, and may also be disqualified from furnishing future goods or services to, and from submitting any future Bids to supply goods or services to, Manatee County.

A.18 BID FORMS

Bids must be submitted on attached County forms, although additional pages may be attached. **Bidders must fully complete all pages of the Bid Forms. Bid Forms must be executed by an authorized signatory who has the legal authority to make the offer and bind the company. Bidders must fully comply with all Bid specifications, terms and conditions.** Failure to comply shall result in Contract default, whereupon, the defaulting Contractor shall be required to pay for any and all re-procurement costs, damages, and attorney fees as incurred by the County.

A.19 LEGAL NAME

Bids shall clearly indicate the legal name, address and telephone number of the Bidder. Bids shall be signed above the typed or printed name and title of the signer. The signer must have the authority to bind the Bidder to the submitted Bid.

A.20 PUBLIC CONTRACTING AND ENVIRONMENTAL CRIMES

A person or affiliate who has been placed on the State's convicted vendor list following a conviction for a public entity crime, as that term is defined in Florida Statute (F.S.) § 287.133, may not submit a Bid, Proposal, or reply on a Contract to provide any goods or services to a public entity; may not submit a Bid, Proposal, or reply on a Contract with a public entity for the construction or repair of a public building or public work; may not submit Bids, Proposals or replies on leases of real property to a public entity; may not be awarded or perform work as a Contractor, Supplier, Subcontractor, or Consultant under a Contract with any public entity; and may not transact business with any public entity in excess of the threshold amount provided in F.S. § 287.017 for CATEGORY TWO for a period of thirty-six (36) months following the date of being placed on the convicted list.

In addition, the Manatee County Code of Laws prohibits the award of any Contract to any person or entity who/which has, within the past five (5) years, been convicted of, or admitted to in court or sworn to under oath, a public entity crime or of any environmental law that, in the reasonable opinion of the Purchasing Official, establishes reasonable grounds to believe the person or business entity will not conduct business in a responsible matter. To insure compliance with the foregoing, the Code requires all persons or entities desiring to Contract with the County to execute and file with the Purchasing Official an affidavit, executed under the pain and penalties of perjury, confirming that person, entity and any person(s) affiliated with the entity, does not have such a record and is therefore eligible to seek and be awarded business with the County. In the case of a business entity other than a partnership or a corporation, such affidavit shall be executed by an authorized agent of the entity. In the case of a partnership, such affidavit shall be executed by the general partner(s). A Public Contracting and Environmental Crimes Certification form is attached for this purpose.

A.21 DISCOUNTS

Any and all discounts must be incorporated in the prices contained in the Bid and not shown separately. The prices as shown on the Bid Form shall be the price used in determining Award.

A.22 TAXES

Manatee County is exempt from Federal Excise and State Sales Taxes. (F.E.T. Exempt Cert. No. 59-78-0089K; FL Sales Tax Exempt Cert. No. 85-8012622206C-6); therefore, the Contractor is prohibited from delineating a separate line item in his Bid for any sales or service taxes. Nothing herein shall affect the Contractor's normal tax liability.

A.23 DESCRIPTIVE INFORMATION

Unless otherwise specifically provided in the specifications, all equipment, materials and articles incorporated in the Work covered by this Contract shall be new and of the most suitable grade for the purpose intended. Unless otherwise specifically provided in the specifications, reference to any equipment, material, article or patented process, by trade name, brand name, make or catalog number, shall be regarded as establishing a standard of quality and shall not be construed as limiting competition.

A.24 AMERICANS WITH DISABILITIES ACT

The Board of County Commissioners of Manatee County, Florida, does not discriminate upon the basis of any individual's disability status. This non-discrimination policy involves every aspect of the County's functions including one's access to, participation, employment, or treatment in its programs or activities. Anyone requiring reasonable accommodation for an **Information Conference** or **Bid Opening** should contact the person named on the first page of this Bid document at least twenty-four (24) hours in advance of either activity.

A.25 EQUAL EMPLOYMENT OPPORTUNITY CLAUSE

In accordance with the provisions of Title VI of the Civil Rights Act of 1964 and Title 15, Part 8 of the Code of Federal Regulations, Manatee County hereby notifies all prospective offerors that they will affirmatively ensure minority business enterprises will be afforded full opportunity to participate in response to this advertisement and will not be discriminated against on the grounds of race, color or national origin in consideration for an Award of Contract.

A.26 MBE/WBE

The State of Florida, **Office of Supplier Diversity** provides the certification process and the database for identifying certified MBE/WBE firms. This service may be directly accessed at: <http://www.osd.dms.state.fl.us/iframe.htm>

If you have any questions regarding this State service, please contact their office at (850) 487-0915.

A.27 MATHEMATICAL ERRORS

In the event of multiplication/extension error(s), the unit price shall prevail. In the event of addition error(s) the extension totals will prevail. All Bids shall be reviewed mathematically and corrected, if necessary, using these standards, prior to additional evaluation.

A.28 DISCLOSURE

Upon receipt, all inquiries and responses to inquiries related to this Invitation for Bid becomes "Public Records", and shall be subject to public disclosure consistent with Chapter 119, Florida Statutes.

Bids become subject to disclosure thirty (30) days after the opening or if a notice of intended Award decision is made earlier than this time as provided by F.S. 119.071(1)(b). No announcement or review of the offer shall be conducted at the public opening. If the County rejects all offers and concurrently notices its intent to reissue the solicitation, initial offers are exempt until the County provides notice of its intended decision, or thirty (30) days after the opening of the new offers.

Based on the above, Manatee County will receive Bids at the date and time stated, and will make public at the opening the names of the business entities of all that submitted an offer and any amount presented as a total offer without any verification of the mathematics or the completeness of the offer. Upon the expiration of the statutory term for exemption the actual documents may be inspected or copied. When County staff have completed a mathematic validation and inspected the completeness of the offers, tabulation shall be posted on www.mymanatee.org.

NOTE: ANY OR ALL STATEMENTS CONTAINED IN THE FOLLOWING SECTIONS: BASIS OF AWARD, TERMS AND CONDITIONS OF THE CONTRACT, OR SPECIFICATIONS, WHICH VARY FROM THE INFORMATION TO BIDDERS, SHALL HAVE PRECEDENCE.

END OF SECTION A

SECTION 00020
BASIS OF AWARD

B.01 BASIS OF AWARD

Award shall be to the lowest, responsive, responsible Bidder meeting specifications and having the lowest Total Bid Price for **Bid "A"**, or the lowest Total Bid Price for **Bid "B"**, for the requirements listed on the Bid Form for the Work as set forth in this Invitation for Bid. Bid prices shall include costs for furnishing all labor, equipment and/or materials for the completion of the Work in accordance with and in the manner set forth and described in the Contract documents to the County's satisfaction within the prescribed time.

Two schedules for Completion of Work shall be considered. Each Bid for completion by the specified stated time shall be offered as a separate "Total Bid Price". The County has the sole authority to select the Bid based on the completion time which is in the best interest of the County. Only one Award shall be made.

NOTE: Inspection of the site is a pre-requisite to be considered for award of this Bid.

In evaluating Bids, the County shall consider the qualifications of the Bidders; and if required, may also consider the qualifications of the Subcontractors, Suppliers, and other persons and organizations proposed. County may also consider the operating costs, maintenance requirements, performance data and guarantees of major items of materials and equipment proposed for incorporation in the Work.

Whenever two or more Bids are equal with respect to price, the Bid received from a local business shall be given preference in Award. Whenever two or more Bids which are equal with respect to price are received, and neither of these Bids are from a local business, the Award shall be determined by a chance drawing, coin toss, or similar tie-breaking method conducted by the Purchasing Division and open to the public.

B.02 SUBCONTRACTORS

Subcontractors shall be bound by the terms and conditions of this Contract insofar as it applies to their work, but this shall not relieve the prime Contractor from the full responsibility of the County for the proper completion of all Work to be executed under this Contract.

The employment of unauthorized aliens by any Contractor is considered a violation of Section 274 (e) of the Immigration and Employment Act. If the Contractor knowingly employs unauthorized aliens, such violation shall be cause for unilateral cancellation of this Agreement.

B.03 QUALIFICATIONS OF BIDDERS

No person who is not certified or registered as a General Contractor pursuant to Florida Statutes, Chapter 489 on the day the Bid is submitted, and who has continuously held that certification or registration for a period of at least three (3) consecutive years immediately prior to the day the Bid is submitted, may be qualified to bid on this project. In the event that a Bidder is a business organization, including a partnership, corporation, business trust or other legal entity as set forth in F.S. 489.119(2), then the Bidder shall only be qualified to bid on this project if: 1) the Bidder (the business organization) is on the day the Bid is submitted, and for at least three (3) consecutive years immediately prior to the day the Bid is submitted has been, in continuous existence, properly licensed and registered as required by Florida law; and 2) the Bidder, on the day the Bid is submitted, has a certified or registered Qualifying Agent, as required by F.S. 489.119, and that Qualifying Agent has been the same Qualifying Agent of the Bidder for a period of at least three (3) consecutive years immediately prior to the day the Bid is submitted.

A complete list of all Subcontractors proposed for any portion of the Work may be requested of any Bidder deemed necessary by the County. Subcontracts shall be awarded only to those Subcontractors considered satisfactory by the County.

B.04 PREPARATION OF CONTRACT

A written notice confirming Award or recommendation thereof will be forwarded to the successful Bidder accompanied by the required number of unsigned counterparts of the Agreement. Within ten (10) days thereafter, successful Bidder shall sign and deliver the required number of counterparts of the Agreement with any other required documents to County. (Note: Contract must be approved in accordance with the Manatee County Code of Laws, Chapter 2-26, and the Administrative Standards and Procedures Manual approved by the County Administrator).

B.05 INSPECTION OF SITE

Inspection of the site is a requirement to be considered for award of this Bid. Prior to submitting a Bid, each Bidder shall examine the site and all conditions thereon fully familiarizing themselves with the full scope of the project. Failure to become familiar with site conditions will in no way relieve the successful Bidder from the necessity of furnishing any materials or performing any Work that is required to complete the project in accordance with the plans and specifications. Site visit (s) shall be acknowledged in Section 00300, Bid Form page # 00300-1.

END OF SECTION B

SECTION 00030
GENERAL TERMS AND CONDITIONS OF THE CONTRACT

C.01 CONTRACT FORMS

The Agreement resulting from the acceptance of a Bid shall be in the form of the Agreement stated in this Bid.

C.02 ASSIGNMENT OF CONTRACT

Contractor shall not assign, transfer, convey, sublet or otherwise dispose of this Contract or of his right, title, or interest therein, or his power to execute such Contract, or to assign any monies due or to become due there under to any other person, firm or corporation unless first obtaining the written consent of the County. The giving of such consent to a particular Subcontractor assignment shall not dispense with the necessity of such consent to any further or other assignment.

C.03 COMPLETION OF WORK

The Work will be completed and ready for final inspection within the specified calendar days from the date the Contract time commences to run. Two Bids shall be considered, **Bid "A"** based on **180 calendar days** and **Bid "B"** based on **150 calendar days**. The County has the sole authority to select the Bid based on the completion time which is in the best interest of the County. Only one Award shall be made.

C.04 LIQUIDATED DAMAGES

If the Contractor refuses or fails to prosecute the Work, or any separable part thereof, with such diligence as will hinder its completion within the time specified, the County may seek damages. The actual damages for delay will be impossible to determine and in lieu thereof, the Contractor shall pay to the County the sum of **\$1148.00** as fixed, agreed, and liquidated damages for each calendar day of the delay until the Work is finally accepted by the County and the Contractor and his Surety shall be liable for the amount thereof.

C.05 PAYMENT

Contractor may apply for partial payment on monthly estimates, based on the amount of work done or completed in compliance with the provisions of the Contract. Contractor shall submit an application, on a standard pay application form provided or approved by the County, of an approximate estimate of the proportionate value of the Work done, items and locations of the Work performed up to and including the last day of the period then ending. The County will then review said estimate and make any necessary revisions so that the estimate can receive approval for payment. If the Contractor and the County do not agree on the approximate estimate of the proportionate value of the Work done for any pay period, the determination of the County will be binding. The amount of said estimate after deducting any required retainage and all previous payments shall be due and payable to the Contractor, twenty (20) business days if County is its own Engineer of Record (EOR) or twenty-five (25) business days if outside agent

C.05 PAYMENT (Continued)

approval is required after the pay estimate has been approved by the agent for the County.

In accordance with the Prompt Payment Act, F.S. § 218.735(7), a Punch List shall be formulated.

Time allowed for development of punch list:

1. Awarded Contracts with an estimated cost of less than \$10 million will be within thirty (30) calendar days after reaching substantial completion. Substantial completion is defined as reaching beneficial occupancy or use.
2. Awarded Contracts with a cost of \$10 million dollars or more will be within thirty (30) calendar days OR if extended by Contract, up to sixty (60) calendar days after reaching substantial completion. Substantial completion is defined as reaching beneficial occupancy or use.

The final Contract completion date must be at least thirty (30) days after delivery of the list of items. If the list is not provided to the awarded Contractor by the agreed upon date, the Contract completion time must be extended by the number of days the County exceeds the delivery date.

It is the Contractor's responsibility for the care of the materials. Any damage to or loss of said materials is the full responsibility of the Contractor. Any periodical pay estimate signed by the Contractor shall be final as to the Contractor for any or all Work covered by the periodical pay estimate.

Any requests for payment of materials stored on site must be accompanied with a paid receipt. The Contractor warrants and guarantees that title to all work, materials and equipment covered by any application for payment, whether incorporated in the project or not, will pass to the County at the time of payment free and clear of all liens, claims, security interests and encumbrances (hereafter referred to as "Liens").

The Contractor agrees to furnish an affidavit stating that all laborers, material men, and Subcontractors have been paid on the project for Work covered by the application for payment and that a partial or complete release of lien, as may be necessary, be properly executed by the material men, laborers, Subcontractors on the project for Work covered by the application for payment, sufficient to secure the County from any claim whatsoever arising out of the aforesaid Work.

When the Contractor has completed the Work in compliance with the terms of the Contract documents, he shall notify the County in writing that the project is ready for final inspection. The County will then advise the Contractor as to the arrangements for final inspection and what Work, if any, is required to prepare the project or a portion thereof for final inspection. When the County determines the project or portion thereof is ready for final inspection, the County shall perform same. Upon completion of final inspection, the County will notify Contractor of all particulars in

C.05 PAYMENT (Continued)

which this inspection reveals that the Work is incomplete or defective. Contractor shall immediately take such measures as are necessary to complete such Work or remedy such deficiencies. When all such errors have been corrected, a final re-inspection will be made. The process will be repeated until, in the opinion of the County, the project has been completed in compliance with the terms of the Contract documents.

When final acceptance has been made by the County, the County will make final payment of the Contract amount, plus all approved additions, less approved deductions and previous payments made. The Contract will be considered complete when all Work has been finished, the final inspection made, approved as-builts received, and the project finally accepted in writing by the County. The Contractor's responsibility shall then terminate except as otherwise stated.

C.06 RETAINAGE

A retainage of 10% of the total Work in place shall be withheld until 50% complete. After 50% completion, the retainage shall be reduced to 5% of the total Work in place until final completion and acceptance of the Work by the County. Upon final acceptance, the remaining retainage shall be included in the final payment.

C.07 WARRANTY AND GUARANTEE PROVISIONS

All work, materials, and equipment furnished as defined herein shall be guaranteed and warranted by the Contractor for a minimum period of three (3) years, unless otherwise specified, from final acceptance by the County to be free from defects due either to faulty materials or equipment or faulty workmanship.

All materials, equipment, and workmanship furnished and installed by the Contractor is warranted and guaranteed by the Contractor to meet the required standards and to accomplish the purposes and functions of the project as defined, detailed, and specified herein.

The County shall, following discovery thereof, promptly give written notice to the Contractor of faulty materials, equipment, or workmanship within the period of the guarantee and the Contractor shall promptly replace any part of the faulty equipment, material, or workmanship at his own cost. These warranty and guarantee provisions create no limitations on the County as to any claims or actions for breach of guaranty or breach of warranty that the County might have against parties other than the Contractor, and do not constitute exclusive remedies of the County against the Contractor.

C.08 ROYALTIES AND PATENTS

The Contractor shall pay all royalties and license fees for equipment or processes in conjunction with the equipment and/or services being furnished. Contractor shall defend all suits or claims for infringement of any patent, trademark or copyright, and shall save the County harmless from loss on account thereof, including costs and attorney's fees.

C.09 AUTHORIZED PRODUCT REPRESENTATION

The Contractor, by virtue of submitting the name and specifications of a manufacturer's product, will be required to furnish the named manufacturer's product. Failure to perform accordingly may, in the County's sole discretion, be deemed a breach of Contract, and shall constitute grounds for the County's immediate termination of the Contract.

C.10 REGULATIONS

It shall be the responsibility of the Bidder to assure compliance with any OSHA, EPA and/or other federal or State of Florida rules, regulations or other requirements, as each may apply.

C.11 CANCELLATION

Any failure of the Contractor to furnish or perform the Work (including, but not limited to, commencement of the Work, failure to supply sufficient skilled workers or suitable materials or equipment) in accordance with the Contract, the County may order the stop of the Work, or any portion thereof, until the cause for such order has been eliminated. If the Contractor persistently fails to perform the Work in accordance with the Contract, the County reserves the right to terminate the Contract and select the next qualified Bidder or re-advertise this procurement in part or in whole. The County reserves the right to cancel all or any undelivered or unexecuted portion of this Contract with or without cause.

C.12 INDEMNIFICATION

The Contractor covenants and agrees to indemnify and save harmless the County, its agents and employees, from and against all claims, suits, actions, damages, causes of action, or judgments arising out of the terms of the resulting Agreement for any personal injury, loss of life, or damage to the property sustained as a result of the performance or non-performance of services or delivery of goods; from and against any orders, judgments, or decrees, which may be entered against the County, its agents or employees; and from and against all costs, attorney's fees, expenses and other liabilities incurred in the defense of any such claim, suit or action, and the investigation thereof. Nothing in the Award, resulting Agreement, Contract or Purchase Order shall be deemed to affect the rights, privileges and immunities of the County as set forth in F.S. § 768.28.

C.13 MANUALS, SCHEMATICS, HANDBOOKS (IF APPLICABLE)

All manuals, schematics and handbooks shall be provided which are applicable to the equipment delivered. An operators manual, parts manual and technician manual must also be provided. Parts lists (manuals) must include OEM part numbers for items not manufactured by the Bidder. Contractor shall furnish two (2) copies of each.

C.14 INSURANCE

The Contractor will not commence Work under a Contract until all insurance under this section and such insurance coverage as might be required by the County has been obtained. The Contractor shall obtain, and submit to purchasing within ten (10) calendar days of request, at his expense, the following minimum amounts of insurance (inclusive of any amounts provided by an umbrella or excess policy):

a. Workers' Compensation/Employers' Liability

Part One - There shall be no maximum limit (other than as limited by the applicable statute) for liability imposed by Florida Workers' Compensation Act or any other coverage required by the Contract documents which are customarily insured under Part One of the standard Workers' Compensation Policy.

Part Two - The minimum amount of coverage required by the Contract documents which are customarily insured under Part Two of the standard Workers' Compensation Policy shall be:

(Each Accident)	<u>\$100,000</u>
(Disease-Policy Limit)	<u>\$500,000</u>
(Disease-Each Employee)	<u>\$100,000</u>

b. Commercial General Liability

The limits are to be applicable only to Work performed under this Contract and shall be those that would be provided with the attachment of the Amendment of Limits of Insurance (Designated Project or Premises) endorsement (ISO Form CG 25 03) a Commercial General Liability Policy with the following minimum limits.

General Aggregate:	
Products/Completed Operations Aggregate	<u>\$1,000,000</u>
Personal and Advertising Injury	<u>\$1,000,000</u>
Each Occurrence	<u>\$1,000,000</u>
Fire Damage (Any One Fire)	<u>\$Nil</u>
Medical Expense (Any One Person)	<u>\$Nil</u>

c. Business Auto Policy

Each Occurrence Bodily Injury and Property Damage Liability Combined	<u>\$300,000</u>
Annual Aggregate (if applicable)	<u>\$1,000,000</u>

d. County's Protective Liability Coverage

The minimum Owner's Protective OPC Policy limits per occurrence and, if subject to an aggregate, annual aggregate to be provided by the Contractor shall be the same as the amounts shown above as the minimum per occurrence and general policy aggregate limits respectively required for the Commercial General Liability coverage. The limits afforded by the OPC Policy and any excess policies shall apply only to the County and the County's officials, officers, agents and employees and only to claims arising out of or in connection with the Work under this Contract.

C.14 INSURANCE (Continued)

e. Property Insurance

If this Contract includes construction of or additions to above ground buildings or structures, Contractor shall provide "**Builder's Risk**" insurance with the minimum amount of insurance to be 100% of the value of such addition(s), building(s), or structure(s).

f. Installation Floater

If this Contract does not include construction of or additions to above ground building or structures, **but does involve** the installation of machinery or equipment, Contractor shall provide an "**Installation Floater**" with the minimum amount of insurance to be 100% of the value of such addition(s), building(s), or structure(s).

g. Certificates of Insurance and Copies of Policies

Certificates of Insurance in triplicate evidencing the insurance coverage specified herein shall be filed with the Purchasing Official before operations are begun. The required certificates of insurance shall name the types of policy, policy number, date of expiration, amount of coverage, companies affording coverage, and also shall refer specifically to the Bid number and title of the project. All insurance policies required herein shall be issued by companies that are authorized to do business under the laws of the State of Florida and hold an A.M. Best rating of A- or better. Insurance, as specified herein, shall remain in force and effect for the duration of the project including any warranty periods.

h. **Complete Policies:** The entire and complete insurance policies required herein shall be provided to the County on request.

ADDITIONAL INSURED:

Manatee County, a political subdivision of the State of Florida, shall be specifically named as additional insured on all policies.

If the initial insurance expires prior to the completion of operations and/or services by the Contractor, renewal certificates of insurance and required copies of policies shall be furnished by the Contractor and delivered to the Purchasing Official thirty (30) days prior to the date of their expiration. Nothing herein shall in any manner create any liability of the County in connection with any claim against the Contractor for labor, services, or materials, or of Subcontractors; and nothing herein shall limit the liability of the Contractor or Contractor's sureties to the County or to any workers, suppliers, material men or employees in relation to this Contract.

C.14 INSURANCE (Continued)

i. Certification Requirements – In order for the certificate of insurance to be accepted it must comply with the following:

1. The certificate holder shall be:

**Manatee County Board of Commissioners, a political subdivision of the State of Florida
P.O. Box 1000
Bradenton, FL 34206-1000**

2. Certificate shall be mailed to:

**Manatee County Purchasing Division
1112 Manatee Avenue West, Suite 803
Bradenton, FL 34205
Attn: Chris Daley-CPPB, Contract Specialist**

C.15 BID BOND/CERTIFIED CHECK

By offering a submission to this Invitation for Bid, the Bidder agrees should the Bidder's Bid be accepted, **to execute the form of Contract and present the same to Manatee County for approval within ten (10) calendar days after notice of Intent to Award.** The Bidder further agrees that failure to execute and deliver said form of Contract **within ten (10) calendar days** will result in damages to Manatee County and as guarantee of payment of same a Bid Bond/Certified Check shall be enclosed within the submitted sealed Bid in the amount of five (5%) percent of the total amount of the Bid. The Bidder further agrees that in case the Bidder fails to enter into a Contract, as prescribed by Manatee County, the Bid Bond/Certified Check accompanying the Bid shall be forfeited to Manatee County as agreed liquidated damages. If the County enters into a Contract with a Bidder, or if the County rejects any and/or all Bids, accompanying bond will be promptly returned.

C.16 PERFORMANCE AND PAYMENT BONDS

The successful Bidder shall furnish surety bonds using the Public Construction Bond form prescribed in F.S. § 255.05, which is provided herein, as security for faithful performance of the Contract awarded as a result of this Bid and for the payment of all persons performing labor and/or furnishing material in connection therewith. Failure to provide the required bonds on the prescribed form may result in successful Bidder being deemed nonresponsive. Bonds must be in the form prescribed in F.S. § 255.05, and must not contain notice, demand or other terms and conditions, including informal pre-claim meetings, not provided for in F.S. § 255.05.

Surety of such bonds shall be in an amount equal to the Bid Award (100% each) issued by a duly authorized and nationally recognized surety company, authorized to do business in the State of Florida, satisfactory to this County. The attorney-in-fact who signs the bonds must file with the bonds, a certificate and effective dated copy of power-of-attorney. Performance and Payment Bonds shall be issued to Manatee County, a political subdivision of the State of Florida, within ten (10) calendar days after notification of Intent to Award.

C.16 PERFORMANCE AND PAYMENT BONDS (Continued)

In addition, pursuant to F.S. § 255.05(1)(b), prior to commencing Work, the Contractor shall be responsible and bear all costs associated to record the Performance and Payment Bond with the Manatee County Clerk of the Circuit Court. A certified copy of said recording shall be furnished to the Purchasing Division upon filing. Pursuant to F.S. § 255.05(1)(b), the County will make no payment to the Contractor until the Contractor has complied with this paragraph.

Furnishing of the recorded Performance and Payment Bonds shall be requisite to execution of a Contract with the County. Said Performance and Payment Bonds will remain in force for the duration of the Contract with the premiums paid by the Contractor. Failure of the successful Bidder to execute such Contract and to supply the required bonds shall be just cause for cancellation of the Award. The County may then contract with another acceptable Bidder or re-advertise this Invitation for Bid. If another Bidder is accepted, and notice given within ninety (90) days after the opening of the Bids, this acceptance shall bind the Bidder as though they were originally the successful Bidder.

Failure of the County at any time to require performance by the Contractor of any provisions set out in the Contract will in no way affect the right of the County, thereafter, to enforce those provisions.

C.17 NO DAMAGES FOR DELAY

No claim for damages or any claim other than for an extension of time shall be made or asserted against the County by reason of any delays. The Contractor shall not be entitled to an increase in the Total Contract Price or payment or compensation of any kind from the County or direct, indirect, consequential impact or other costs, expenses for damages, including but not limited to costs of acceleration or inefficiency arising because of delay, disruption, interference or hindrance from any cause whatsoever; provided, however, that this provision shall not preclude recovery or damages by the Contractor for hindrance or delays due solely to fraud, bad faith, or active interference on part of the County or its agents. Otherwise, the Contractor shall only be entitled to extensions of the Contract time as the sole and exclusive remedy for such resulting delay, in accordance with and to the extent specifically provided above.

C.18 NO INTEREST

Any monies not paid by the County when claimed to be due to the Contractor under this Contract shall not be subject to interest including prejudgment interest. Any monies not paid by the County when claimed to be due to the Contractor for damages awarded in the case of construction delays shall not be subject to prejudgment interest.

C.19 CONSTRUCTION OF CONTRACT

This Contract and the rights and responsibilities hereunder shall not be construed more strongly against either party, regardless of the extent to which such party may have participated in the preparation hereof.

C.20 BE GREEN

All Bidders are encouraged to use as many **environmentally preferable** "green" products, materials, supplies, etc. as possible in order to promote a safe and healthy environment. **Environmentally preferable are products or services that have a reduced adverse effect on the environment.** Provide detail of your organization's initiative and its ability to meet the goal of environmental sustainability.

END OF SECTION C

SECTION 00100
BID SUMMARY

D.01 THE WORK

The Work included in this Bid consists of modifying the current intersection at 51st Avenue East and 15th Street East in Bradenton, Florida by providing the following: left turn lanes in both directions on 51st Avenue East; relocation of 15th Street Court East from present location approximately 200 ft east to new location; construction of retention pond; construction of a pedestrian bridge; construction of a new sidewalk from 301 Blvd/15th Street East to existing sidewalk at 18th Street Court East; and construction of water and sewer utility relocations.

The successful Contractor shall furnish all shop drawings, working drawings, labor, materials, equipment, tools, services and incidentals necessary to complete all Work required by these specifications.

The successful Contractor shall perform the Work complete, in place and ready for continuous service and shall include any repairs, replacements, and/or restoration required as a result of damages caused prior to acceptance by the Owner.

The successful Contractor shall furnish and install all materials, equipment and labor which is reasonably and properly inferable and necessary for the proper completion of the Work, whether specifically indicated in the Bid documents or not.

D.02 SUBCONTRACTORS, SUPPLIERS AND OTHERS

The identity of Subcontractors, Suppliers, and other persons and organizations (including those who are to furnish the principal items of material and equipment) may be requested by the County for each Bid item from any of the Bidders; and the Bidder shall respond within five (5) days after the date of such request. Such list shall be accompanied by an experience statement with pertinent information regarding similar projects and other evidence of qualification for each such Subcontractor, Supplier, persons or organization if requested by County. If County, after due investigation, has reasonable objection to any proposed Subcontractor, supplier, other person or organization, County may, before the Notice of Award is given, request the apparent successful Bidder to submit an acceptable substitute without an increase in Contract price or Contract time.

D.02 SUBCONTRACTORS, SUPPLIERS AND OTHERS (Continued)

If apparent successful Bidder declines to make any such substitution, County may award the Contract to the next lowest qualified Bidder that proposes to use acceptable Subcontractors, Suppliers, and other persons who County does not make written objection to. Contractor shall not be required to employ any Subcontractor, Supplier, other person or organization who Contractor has reasonable objection to.

Subcontractors shall be bound by the terms and conditions of this Contract insofar as it applies to their work, but this shall not relieve the prime Contractor from the full responsibility to the County for the proper completion of all Work to be executed under this Contract.

D.03 BIDS

Bids are to be submitted in **triplicate, one original and two copies**, upon the County supplied forms. All blank spaces must be filled in as noted with amounts extended and totaled and no changes shall be made in the wording of the forms or in the items mentioned therein. In the event a change is made in your submittal, the Bidder shall write its initials by the change. Any Bid may be rejected which contains any omissions, alterations, irregularities of any kind, or which shall in any manner fail to conform to Bid requirements.

A Bid made by an individual, either in his/her own or proper person or under a trade or firm name, shall be executed under the individual's signature. If made by a partnership, the Bid shall be executed by two or more of the general partners. If made by a corporation, the Bid shall be executed by its President or other legally authorized corporate officer or agent.

D.04 EXAMINATION OF BID DOCUMENTS AND SITE

It is the responsibility of each Bidder before submitting a Bid, to (a) examine the Bid documents thoroughly; (b) visit the site to become familiar with local conditions that may affect cost, progress, performance, or furnishing of the Work; (c) consider federal, state, and local codes, laws, and regulations that may affect costs, progress, performance, or furnishing of the Work; (d) study and carefully correlate Bidder's observations with the Bid documents; and (e) notify County of all conflicts, errors, or discrepancies in the Bid document.

Each Bidder may, at Bidder's own expense, make or obtain any additional examinations, investigations, explorations, tests and studies, and obtain any additional information and data which pertain to the physical conditions at or contiguous to the site or otherwise which may affect cost, progress, performance or furnishing of the Work and which Bidder deems necessary to determine his Bid for performing and furnishing the Work in accordance with the time, price and other terms and conditions of the Bid documents. County will provide each Bidder access to the site to conduct such explorations and tests.

D.04 EXAMINATION OF BID DOCUMENTS AND SITE (Continued)

Bidder shall fill all holes, clean up and restore the site to its former condition upon completion of such explorations. The lands upon which the Work is to be performed, rights-of-way and easements for access thereto, and other lands designated for use by Contractor in performing the Work are identified in the Bid documents.

All additional lands and access thereto required for temporary construction facilities or storage of materials and equipment are to be provided by Contractor. Easements for permanent structures or permanent changes in existing structures are to be obtained and paid for by County unless otherwise provided in the Bid documents.

D.05 MATERIALS AND WORKMANSHIP

All materials and apparatus required for this Work, except as specified otherwise, shall be new, of first class quality, and shall be furnished, delivered, connected and finished in every detail. Construction shall be prescribed by good industry practice and in accordance with manufacturer's recommendations for the type being installed.

Use skilled workman trained and experienced in the necessary trades and who are completely familiar with the specified requirements and the methods needed for proper performance of the Work of this section.

D.06 REGULATIONS AND MATERIAL DISPOSAL

It shall be the responsibility of the Contractor to assure compliance with any OSHA, EPA, federal, state, and/or local rules, regulations or other requirements as each may apply.

D.07 PROJECT CLOSE-OUT

Clean construction site and remove any and all excess materials. Correct any damages to property that may have occurred as a result of installation and/or delivery. Repair and patch all surfaces cut for installation. The Contractor shall remedy any deficiencies promptly should the County determine any Work is incomplete or defective.

When the County determines the Work is acceptable in accordance with this Invitation for Bid, the Contractor shall provide the close out submittals, including but not necessarily limited to the following:

- 1 set Certificate of Warranties
- 1 set Manufacturer's Product Literature (when applicable)
- 1 set Project Record Drawings
- 1 set Subcontractor Information (when applicable)

D.08 DISCRETIONARY WORK

This Bid item entails minor increases (that may be directed by staff) to existing Bid item quantities or minor modification items not bid which were unforeseen and necessary during the construction to provide a safe, complete project in accordance with Bid documents. (This will not affect the requirement for change orders involving major modifications to the project.) Payment for all Work under this item shall be made only at the County's discretion in order to satisfactorily complete the project. In general, this item is for unanticipated conflicts and/or design changes required during construction which are necessary to complete the project without changing the initial Scope of Work and without costly delays.

D.09 PROGRESS REQUIREMENTS

All Work done under this Contract shall be done with a minimum of inconvenience to the private property owners in the area. The Contractor shall coordinate his Work with private property owners such that existing utility services are maintained and they have access to their property at all times.

END OF SECTION D

SECTION 00150

MANATEE COUNTY LOCAL PREFERENCE LAW AND VENDOR REGISTRATION

E.01 Vendor Registration

All vendors are encouraged to register with Manatee County using the on-line "Vendor Registration" web page on www.mymanatee.org.

Enclosed are a copy of the current Manatee County law that details the County's Local Preference and the County's definition of a local business.

If you assert that your firm meets the stated definition of a local business, we ask that in addition to registering on the County's web page, you fill out the attached "**Affidavit As To Local Business Form**" that is included in this section, have the completed document notarized, and mail the original to the following address: Manatee County Purchasing Division, 1112 Manatee Avenue West, Suite 803, Bradenton, FL 34205.

Your cooperation in registering your business with Manatee County will enhance our opportunities to identify sources for goods and services, plus identify local businesses. This information is used for soliciting quotations up to \$250,000.00 and for competitive solicitations of larger purchases.

You will note that Manatee County collaborates with the Manatee Chamber of Commerce, posting Bids on www.manateechamber.com as well as using the same vendor categories for registration.

Our staff can assist you with your registration as needed. Our office hours are 8:00 A.M. to 5:00 P.M., Monday through Friday on regular business days. Please call (941) 749-3014 if you wish to have a Purchasing staff member assist you.

Quick steps to registration: **www.mymanatee.org**

A link to "Purchasing" is listed under "Quick Links" on page one of the County web site.

On the left hand side of the Purchasing web page, click on "Vendor Registration".

This will bring up the Vendor Registration form for on-line input. Please note that the definition of a "local business" changed on March 17, 2009. The web page will be updated to include the current law which has been provided in this section of the Bid.

Thank you for reviewing this information and considering registering your business with Manatee County. Registration is not mandatory; however, by taking the time to register, you are helping the County to provide timely notifications of Quotation, Bid and Proposal opportunities to your business.

E.02 Section 2-26-6. Local preference, tie Bids, **local business defined.**

- a) Whenever a responsible local business Bidder and a responsible non-local business Bidder are found, upon the opening of Bids, to have both submitted the lowest responsive Bid, the Bid of the local Bidder shall be awarded the Contract. Should more than one responsible local business Bidder match the responsible non-local business Bidder's lowest responsive Bid, or should no responsible local business Bidder match the lowest responsive Bid but two or more responsible non-local business Bidders submit lowest responsive Bids for equal amounts, then the Award of the Contract shall be determined by a chance drawing, coin toss, or similar tie-breaking method conducted by the Purchasing Division and open to the public. Any Bidders seeking to be recognized as local businesses for purposes of this local business preference provision may be required by the terms of the Bid announcement to certify they meet the definition of local business set forth in this section, and to register as a local business with the County in the manner prescribed by the County to facilitate the County's ability to track the Award of Contracts to local businesses and to allow the County to provide future notifications to its local businesses concerning other Bidding opportunities.
- b) Nothing herein shall be deemed to prohibit the inclusion of requirements with respect to operating and maintaining a local place of business in any Invitation for Bids when the Bidder's location materially affects the provisions of the services or supplies that are required by the invitation.
- c) **Local business is defined as a business legally authorized to engage in the sale of the goods and/or services to be procured, and which certifies within its Bid that for at least six (6) months prior to the announcement of the solicitation of Bids it has maintained a physical place of business in Manatee, Desoto, Hardee, Hillsborough, Pinellas or Sarasota County with at least one full-time employee at that location.**
- d) **Each solicitation for Bids made by the County shall contain terms expressly describing the local business preference policies of the County, and shall provide that by electing to submit a Bid pursuant to an Invitation for Bid, all Bidders are deemed to understand and agree to those policies.**
- e) For all Contracts for architecture, professional engineering, or other professional services governed by Florida Statute § 287.055, the Consultants' Competitive Negotiation Act, the County shall include the local business status of a firm among the factors considered when selecting which firms are "most highly qualified." In determining which firm is the "most qualified" for purposes of negotiating a satisfactory Contract, preference shall be given to a local business where all other relevant factors are equal.

E.02 Section 2-26-6. Local preference, tie Bids, **local business defined** (Continued)

- f) Local preference shall not apply to the following categories of Contracts:
1. Goods or services provided under a cooperative purchasing agreement or similar "piggyback" contract;
 2. Contracts for professional services subject to Florida Statute § 287.055, the Consultants' Competitive Negotiation Act, except as provided for in subsection (e) above;
 3. Purchases or Contracts which are funded, in whole or in part, by a governmental or other funding entity, where the terms and conditions of receipt of the funds prohibit the preference;
 4. Purchases or Contracts made pursuant to a non-competitive award process, unless otherwise provided by this section;
 5. Any Bid announcement which specifically provides that the general local preference policies set forth in this section are suspended due to the unique nature of the goods or services sought, the existence of an emergency as found by either the County Commission or County Administrator, or where such suspension is, in the opinion of the County Attorney, required by law.
- g) To qualify for local preference under this section, **a local business must certify to the County that it:**
1. Has not within the five (5) years prior to the Bid announcement admitted guilt or been found guilty by any court or state or federal regulatory enforcement agency of violation of any criminal law, or a law or administrative regulation regarding fraud;
 2. Is not currently subject to an unresolved citation or notice of violation of any Manatee County Code provision, except citations or notices which are the subject of a current legal appeal, as of the date of the Bid announcement;
 3. Is not delinquent in the payment of any fines, liens, assessments, fees or taxes to any governmental unit or taxing authority within Manatee County, except any such sums which are the subject of a current legal appeal.

Ref: Ordinance 09-21 and 09-23 **PASSED AND DULY ADOPTED** in open session, with a quorum present and voting, on the 17th day of March, 2009.

END OF SECTION E

**MANATEE COUNTY GOVERNMENT
AFFIDAVIT AS TO LOCAL BUSINESS
(Complete and Initial Items B-F)**

A. Authorized Representative

I, [name] _____, am the [title] _____ and the duly authorized representative of: [name of business] _____, and that I possess direct personal knowledge to make informed responses to these certifications and the legal authority to make this Affidavit on behalf of myself and the business for which I am acting; and by electing to submit a Bid pursuant to this Invitation for Bids, shall be deemed to understand and agree to the local business preference policies of Manatee County; and that I have the direct knowledge to state that this firm complies with all of the following conditions to be considered to be a local business as required by the Manatee County Code of Law, Section 2-26-6.

B. Place of Business: I certify that the above business is legally authorized to engage in the sale of goods and/or services and has a physical place of business in Manatee, DeSoto, Hardee, Hillsborough, Pinellas or Sarasota County with at least one (1) fulltime employee at that location. The physical address of the location which meets the above criteria is: _____ [Initial] _____

Business Phone Number: _____

Email Address: _____

C. Business History: I certify that business operations began at the above physical address with at least one fulltime employee on [date] _____ [Initial] _____

D. Criminal Violations: I certify that within the past five (5) years of the date of this Bid announcement, this business has not admitted guilt nor been found guilty by any court or local, state or federal regulatory enforcement agency of violation of any criminal law or administrative regulation regarding fraud. [Initial] _____

E. Citations or Code Violations: I certify that this business is not currently subject to any unresolved citation or notice of violation of any Manatee County Code provision, with the exception of citations or notices which are the subject of a legal current appeal within the date of this Bid announcement. [Initial] _____

F. Fees and Taxes: I certify that this business is not delinquent in the payment of fines, liens, assessments, fees or taxes to any governmental unit or taxing authority within Manatee County, with the exception of those which are the subject of a current legal appeal. [Initial] _____

Each of the above certifications is required to meet the qualification of "local business" under Manatee County Code of Laws, 2-26-6.

Signature of Affiant _____

STATE OF FLORIDA
COUNTY OF _____

Sworn to (or affirmed) and subscribed before me this ____ day of _____, 20____, by (name of person making statement).

(Notary Seal) Signature of Notary: _____

Name of Notary: (Typed or Printed) _____

Personally Known ____ OR Produced Identification ____ Type of Identification Produced _____

Submit executed copy to Manatee County Purchasing Division - 1112 Manatee Avenue West - Suite 803 - Bradenton, FL 34205

SECTION 00300
BID FORM
(SUBMIT IN TRIPLICATE)

For: IFB #13-1121CD- 51ST Avenue East at 15th Street East Intersection Improvements

TOTAL BID PRICE (BID "A"): _____
Based on a Completion Time of 180 calendar days
TOTAL BID PRICE (BID "B"): _____
Based on a Completion Time of 150 calendar days

Two schedules for completion of the Work shall be considered. Each Bid for completion by the specified stated time shall be offered as a separate "Total Bid Price". The County has the sole authority to select the Bid based on the completion time which is in the best interest of the County. Only one Award shall be made.

We, the undersigned, hereby declare that we have carefully reviewed the Bid documents, and with full knowledge and understanding of the aforementioned herewith submit this Bid, meeting each and every specification, term, and condition contained in the Invitation for Bids, in its entirety.

We understand that the Bid package, in its entirety, including but not limited to, all specifications, terms, and conditions in their entirety shall be made a part of any Agreement or Contract between Manatee County and the successful Bidder. Failure to comply shall result in Contract default, whereupon, the defaulting Contractor shall be required to pay for any and all re-procurement costs, damages, and attorney fees as incurred by the County.

Communications concerning this Bid shall be addressed as follows: **(Complete all fields)**

Person's Name: _____

Address: _____ Phone: _____

Date: _____ FL Contractor License# _____

License in the Name of: _____

Bidder is a WBE/MBE Vendor? _____ Certification _____

COMPANY'S NAME: _____

AUTHORIZED SIGNATURE(S): _____

Name and Title of Above Signer(s) _____

CO. MAILING ADDRESS: _____

STATE OF INCORPORATION _____ (if applicable)

TELEPHONE: (_____) _____ FAX: (_____) _____

Email address: _____

I, _____ on [date] _____ attest that I have visited the project site(s) to familiarize myself with the full Scope of Work required for the Bid.

Acknowledge Addendum No. _____ Dated: _____ Acknowledge Addendum No. _____ Dated: _____

Acknowledge Addendum No. _____ Dated: _____ Acknowledge Addendum No. _____ Dated: _____

Acknowledge Addendum No. _____ Dated: _____ Acknowledge Addendum No. _____ Dated: _____

BID FORM

(Submit in Triplicate) Section 00300

51ST Avenue East at 15TH Street East Intersection Improvements**Bid "A" Based on Completion Time of 180 Calendar Days**

PAY ITEM NO.	FDOT ITEM NUMBER	DESCRIPTION	UNITS	QTY.	BID PRICE PER UNIT (\$)	TOTAL BID PRICE (\$)
ROADWORK						
1	101-1	MOBILIZATION	LS	1	\$ _____	\$ _____
2	102-1	MAINTENANCE OF TRAFFIC	LS	1	\$ _____	\$ _____
3	104-10-3	SEDIMENT BARRIER (INCL'S SILT FENCE AND SYNTHETIC BALES)	LF	6,000	\$ _____	\$ _____
4	104-11	FLOATING TURBIDITY BARRIER	LF	90	\$ _____	\$ _____
5	110-1-1	CLEARING & GRUBBING	AC	5	\$ _____	\$ _____
6	110-4	PAVEMENT (EXIST. SIDEWALK & CONC. DRIVES)	SY	360	\$ _____	\$ _____
7	110-7-1	MAILBOX, F&I SINGLE	EA	7	\$ _____	\$ _____
8	120-1	REGULAR EXCAVATION (PINE ST. EXIST. BASE AND SUB-BASE TO BE REMOVED)	CY	300	\$ _____	\$ _____
9	120-1	REGULAR EXCAVATION (INCLUDES PONDS)	CY	4,731	\$ _____	\$ _____
10	120-5	EMBANKMENT (EXISTING PINE STREET)	CY	300	\$ _____	\$ _____
11	120-6	EMBANKMENT (REGULAR)	CY	2,400	\$ _____	\$ _____
12	327-70-1	MILLING EXIST ASPH PAVT, 1 " AVG DEPTH	SY	5,352	\$ _____	\$ _____
13	MC-001	12" TYPE B STABILIZATION (LBR 60)	SY	6,563	\$ _____	\$ _____
14	MC-002	6" OF STABILIZED SUB-BASE-NEW PINE ST. (LBR 60)	SY	1,453	\$ _____	\$ _____
15	285-706	6" OF OPTIONAL BASE GROUP 4	SY	1,361	\$ _____	\$ _____
16	285-709	10" OF OPTIONAL BASE GROUP 9	SY	6,203	\$ _____	\$ _____
17	334-MC	2" TYPE S-I ASPHALT	TN	735	\$ _____	\$ _____
18	337-MC	1" TYPE S-III ASPHALT	TN	669	\$ _____	\$ _____
19	MC-003	GRATE INLET MC 201.1 202.4	EA	4	\$ _____	\$ _____
20	MC-004	THROAT INLET MC STD. 202.1,202.3,202.4	EA	1	\$ _____	\$ _____
21	MC-005	JUNCTION BOX. BLOCK BOX -MC STD. 202.1, 202.4,203.1	EA	1	\$ _____	\$ _____
22	MC-006	INLETS (CURB) -MC STD. 202.1, 202.2,202.3,202.4,203.2	EA	5	\$ _____	\$ _____
23	MC-007	INLETS (CURB) -MC STD. 202.1, 202.2,202.4,203.2	EA	2	\$ _____	\$ _____
24	MC-008	JUNCTION BOX. BLOCK BOX- MC STD. 202.1, 202.5,203.1	EA	4	\$ _____	\$ _____

Bidder Name: _____

Authorized Signature: _____

BID FORM

(Submit in Triplicate) Section 00300

51ST Avenue East at 15TH Street East Intersection Improvements

Bid "A" Based on Completion Time of 180 Calendar Days

PAY ITEM NO.	FDOT ITEM NUMBER	DESCRIPTION	UNITS	QTY.	BID PRICE PER UNIT (\$)	TOTAL BID PRICE (\$)
25	MC-009	GRATE INLET-PROP. CONCRT. BLOCK BOX -MC STD. 202.1, 202.5	EA	8	\$ _____	\$ _____
26	0425- 2 91	MANHOLE, J-8, <10'	EA	1	\$ _____	\$ _____
27	0425-1529	INLETS, DT BOT, TYPE C, MODIFY	EA	1	\$ _____	\$ _____
28	0425 -1563	INLETS, DT BOT, TYPE F, J BOTTOM <10'	EA	1	\$ _____	\$ _____
29	0400-1-2	ENDWALL 15" PIPE	CY	1	\$ _____	\$ _____
30	430-173-101	PIPE STORM SEWER CULV (RCP)(15")	LF	17	\$ _____	\$ _____
31	430-173-101	PIPE STORM SEWER CULV (RCP)(18")	LF	837	\$ _____	\$ _____
32	430-174-201	PIPE STORM SEWER CULV (ERCP) (12"X18")	LF	278	\$ _____	\$ _____
33	430-174-102	PIPE STORM SEWER CULV (ERCP) (30")	LF	1,478	\$ _____	\$ _____
34	430-982-125	MITERED END SECTION-RCP-ROUND/18"	EA	2	\$ _____	\$ _____
35	430-984-623	MITERED END SECTION- RCP ROUND 12"X 18"	EA	4	\$ _____	\$ _____
36	515-23-11	PEDESTRIAN BICYCLE RAILING, ALUMINUM ONLY 42" TYPE 1	LF	91	\$ _____	\$ _____
37	522-1	SIDEWALK CONCRETE 4"	SY	1,034	\$ _____	\$ _____
38	522-2	SIDEWALK CONCRETE 6" THICK (DRIVEWAYS)	SY	660	\$ _____	\$ _____
39	522-3	BUS BOARDING PAD-CONCRETE	SY	30	\$ _____	\$ _____
40	522-4	BUS SHELTER PAD-CONCRETE	SY	30	\$ _____	\$ _____
41	520-3	VALLEY GUTTER, CONCRETE	LF	207	\$ _____	\$ _____
42	530-3-3	RIP RAP-RUBBLE, BANK AND SHORE	TN	3	\$ _____	\$ _____
43	520-1-10	TYPE F CURB & GUTTER	LF	1,000	\$ _____	\$ _____
44	536-1-2	GUARDRAIL	LF	19	\$ _____	\$ _____
45	570-1-2	PERFORMANCE TURF (BAHIA SOD)	SY	5,592	\$ _____	\$ _____
46	MC-011	TYPE AB CURB&GUTTER	LF	46	\$ _____	\$ _____
47	MC-012	MIAMI CURB&GUTTER	LF	153	\$ _____	\$ _____
SUBTOTAL (ROADWORK ONLY)						\$ _____

Bidder Name: _____

Authorized Signature: _____

BID FORM

(Submit in Triplicate) Section 00300

51ST Avenue East at 15TH Street East Intersection Improvements

Bid "A" Based on Completion Time of 180 Calendar Days

PAY ITEM NO.	FDOT ITEM NUMBER	DESCRIPTION	UNITS	QTY.	BID PRICE PER UNIT (\$)	TOTAL BID PRICE (\$)
		PROPOSED 6" WATERLINE RELOCATION FOR ROAD PROJECT				
48.	MC-012	6" DI WATERLINE (CL 350) DIRECT BURY	LF	265	\$ _____	\$ _____
49.	MC-013	6" X 24" TAPPING SLEEVE WITH VALVE	EA	1	\$ _____	\$ _____
50.	MC-014	DI FITTINGS	LB	250	\$ _____	\$ _____
51.	MC-015	REPLACE WATER SERVICE(SINGLE, LONG)	LF	6	\$ _____	\$ _____
52.	MC-016	REPLACE WATER SERVICE(SINGLE, SHORT)	LF	8	\$ _____	\$ _____
53.	MC-017	RELOCATE 2" HDPE WATERLINE (C 906) DR 9	LF	30	\$ _____	\$ _____
54.	MC-018	ADJUST VALVE BOX	EA	7	\$ _____	\$ _____
55.	MC-019	RELOCATE/ADJUST METER BOX	EA	3	\$ _____	\$ _____
56.	MC-020	REMOVE FIRE HYDRANT ASSEMBLY	EA	1	\$ _____	\$ _____
57.	MC-021	FIRE HYDRANT ASSEMBLY	EA	1	\$ _____	\$ _____
58.	MC-022	REMOVE 6" WATERLINE	LF	260	\$ _____	\$ _____
59.	MC-023	6" HDPE FORCE MAIN AND BYPASS (C 906) DR 11	LF	270	\$ _____	\$ _____
60.	MC-024	RELOCATE 6" PVC SEWER SERVICE LATERALS	LF	150	\$ _____	\$ _____
61.	MC-025	ADJUST MANHOLE LID & COVER	EA	8	\$ _____	\$ _____
62.	MC-026	CONNECT TO EXISTING WATERLINE	EA	1	\$ _____	\$ _____
63.	MC-027	ARV IN MANHOLE (SANITARY)	EA	1	\$ _____	\$ _____
64.	MC-028	6" GATE VALVE W/BOX	EA	1	\$ _____	\$ _____
65.	MC-029	RELOCATE LIFT STATION ELECT. PANEL & SERVICE	LS	1	\$ _____	\$ _____
		SUBTOTAL (PROPOSED 6" WATERLINE RELOCATION FOR ROAD PROJECT ONLY)				\$ _____

Bidder Name: _____

Authorized Signature: _____

BID FORM

(Submit in Triplicate) Section 00300

**51ST Avenue East at 15TH Street East Intersection Improvements
Bid "A" Based on Completion Time of 180 Calendar Days**

PAY ITEM NO.	FDOT ITEM NUMBER	DESCRIPTION	UNITS	QTY.	BID PRICE PER UNIT (\$)	TOTAL BID PRICE (\$)
SIGNALIZATION						
66.	555-1-1	DIRECTIONAL BORE (LESS THAN 6")	LF	128	\$ _____	\$ _____
67.	630-1-12	CONDUIT (F & I) (UNDERGROUND)	LF	442	\$ _____	\$ _____
68.	632-7-1	CABLE, SIGNAL (F&I)	PI	1	\$ _____	\$ _____
69.	635-1-11	PULL & JUNCTION BOXES (F&I) (PULL BOX)	EA	12	\$ _____	\$ _____
70.	639-1-22	ELECTRICAL POWER SERVICE (UNDERGROUND)	AS	1	\$ _____	\$ _____
71.	639-2-1	ELECTRICAL SERVICE WIRE (F&I)	LF	415	\$ _____	\$ _____
72.	641-2-12	PRESTRESSED CONCRETE POLE (F&I) (TYPE P-11 SRV. POLE.)	EA	1	\$ _____	\$ _____
73.	646-1-11	SIGNAL POLE, PEDESTAL (F&I)	EA	6	\$ _____	\$ _____
74.	649-31-202	MAST ARM (F&I) (WS -130) (SING. ARM) (W/O LUM.) (40')	EA	1	\$ _____	\$ _____
75.	649-31-213	MAST ARM (F&I)(WS -130)(DBL. ARM) (W/O LUM.)(36-70.5')	EA	1	\$ _____	\$ _____
76.	650-1-311	TRAFFIC SIGNAL (F&I) (3 SECT) (1 WAY) (STANDARD)	AS	6	\$ _____	\$ _____
77.	650-1-511	TRAFFIC SIGNAL (F&I) (5 SECT) (1 WAY) (STANDARD)	AS	2	\$ _____	\$ _____
78.	653-191	PEDESTRIAN SIGNAL (F&I) (LED-COUNTDOWN) (1 WAY)	AS	6	\$ _____	\$ _____
79.	653-192	PEDESTRIAN SIGNAL (F&I) (LED-COUNTDOWN) (2 WAY)	AS	1	\$ _____	\$ _____
80.	663-74-15	VEHICLE DETECTOR ASSEMBLIES (F&I) (VIDEO)	EA	4	\$ _____	\$ _____
81.	665-13	PEDESTRIAN DETECTOR (F&I) (DETECTOR WITH SIGN ONLY)	EA	7	\$ _____	\$ _____
82.	670-5-300	TRAFFIC CONTROLLER ASSEMBLY (INSTALL)	AS	1	\$ _____	\$ _____
83.	670-5-400	TRAFFIC CONTROLLER ASSEMBLY (MODIFY)	AS	1	\$ _____	\$ _____
84.	685-106	SYSTEM AUX (F&I) (UNINTERRUPTIBLE POWER)	EA	1	\$ _____	\$ _____
84.	690-10	TRAFFIC SIGNAL HEAD ASSEMBLY, REMOVAL	EA	8	\$ _____	\$ _____
85.	690-20	SIGNAL PEDESTRIAN ASSEMBLY, REMOVE	EA	4	\$ _____	\$ _____
86.	690-34-1	POLE REMOVAL -DEEP (DIRECT BURIAL)	EA	2	\$ _____	\$ _____
87.	690-60	DETECTOR VEHICLE ASSEMBLY, REMOVE	EA	6	\$ _____	\$ _____

Bidder Name: _____

Authorized Signature: _____

BID FORM

(Submit in Triplicate) Section 00300

51ST Avenue East at 15TH Street East Intersection Improvements

Bid "A" Based on Completion Time of 180 Calendar Days

PAY ITEM NO.	FDOT ITEM NUMBER	DESCRIPTION	UNITS	QTY.	BID PRICE PER UNIT (\$)	TOTAL BID PRICE (\$)
88.	690-80	SPAN WIRE ASSEMBLY REMOVE	EA	1	\$ _____	\$ _____
89.	690-90	REMOVE CONDUIT & CABLING	PI	1	\$ _____	\$ _____
90.	690-100	SIGNAL EQUIPMENT, MISCELLANEOUS REMOVE	PI	1	\$ _____	\$ _____
91.	699-1-1	INTERNALLY ILLUMINATED SIGN (F&I)	EA	4	\$ _____	\$ _____
92.	783-1-421	ITS FO CABLE (RELOCATE) (UNDERGROUND) (2 TO 12)	LF	20	\$ _____	\$ _____
93.	783-4-112	ITS CONDUIT (F&I) (UNDERGROUND)	LF	20	\$ _____	\$ _____
94.	783-5-5	ITS PULL BOX FOR FIBER OPTIC CABLE, ADJUST AND MODIFY	EA	1	\$ _____	\$ _____
		SUBTOTAL (SIGNALIZATION LIGHTING ONLY)				\$ _____
		SIGNING AND PAVEMENT MARKING				
95	700-20-11	SINGLE POST SIGN (F&I) (< 12 SF)	AS	4	\$ _____	\$ _____
96	700-20-12	SINGLE POST SIGN (F&I) (12-20 SF)	AS	2	\$ _____	\$ _____
97	700-20-60	SINGLE POST SIGN (REMOVE)	AS	7	\$ _____	\$ _____
98	700-48-48	SIGN PANEL RELOCATE, 15 OR LESS	EA	2	\$ _____	\$ _____
99	706-3	RETRO-REFLECTIVE PAVEMENT MARKERS	EA	424	\$ _____	\$ _____
100	711-11-111	THERMOPLASTIC (STD., WHITE, SOLID, 6")	NM	1.014	\$ _____	\$ _____
101	711-11-122	THERMOPLASTIC (STD., WHITE, SOLID, 8")	LF	107	\$ _____	\$ _____
102	711-11-123	THERMOPLASTIC (STD., WHITE, SOLID, 12")	LF	443	\$ _____	\$ _____
103	711-11-125	THERMOPLASTIC (STD., WHITE, SOLID, 24")	LF	124	\$ _____	\$ _____
104	711-11-151	THERMOPLASTIC (STD., WHITE, 2'-4' SKIP & 6'-10' SKIP, 6")	LF	76	\$ _____	\$ _____
105	711-11-160	THERMOPLASTIC (STD., WHITE, MESSAGE) (ONLY)	EA	3	\$ _____	\$ _____
106	711-11-170	THERMOPLASTIC (STD., WHITE, ARROWS)	EA	23	\$ _____	\$ _____
107	711-11-211	THERMOPLASTIC (STD., YELLOW, SOLID, 6")	NM	1.054	\$ _____	\$ _____

Bidder Name: _____

Authorized Signature: _____

BID FORM

(Submit in Triplicate) Section 00300

51ST Avenue East at 15TH Street East Intersection Improvements

Bid "A" Based on Completion Time of 180 Calendar Days

PAY ITEM NO.	FDOT ITEM NUMBER	DESCRIPTION	UNITS	QTY.	BID PRICE PER UNIT (\$)	TOTAL BID PRICE (\$)
108	711-11-224	THERMOPLASTIC (STD., YELLOW, SOLID, 18")	LF	516	\$ _____	\$ _____
109	711-11-231	THERMOPLASTIC (STD., YELLOW, 10'-30' SKIP, 6")	GM	0.125	\$ _____	\$ _____
		SUBTOTAL (SIGNING AND PAVEMENT MARKING ONLY)				\$ _____
		55' PEDESTRIAN BRIDGE				
110	120-1	REGULAR EXCAVATION (FOUNDATION)	CY	29	\$ _____	\$ _____
111	0400-4-5	CONCRETE CLASS IV 5500 PSI (FOUNDATION)	CY	14	\$ _____	\$ _____
112	0415-1-5	REINFORCING STEEL-SUBSTRUCTURE (FOUNDATION)	LB	1,124	\$ _____	\$ _____
113	0530-1	RIPRAP, SAND CEMENT 4"	CY	10	\$ _____	\$ _____
114	MC-031	ALUMINUM BRIDGE	EA	1	\$ _____	\$ _____
		SUBTOTAL (55' PEDESTRIAN BRIDGE ONLY)				\$ _____
		DISCRETIONARY WORK (USED ONLY WITH COUNTY APPROVAL)				\$180,000.00
		TOTAL PRICE FOR BID "A" - Based on Completion Time of <u>180</u> Calendar Days				\$ _____

Bidder Name: _____

Authorized Signature: _____

BID FORM

(Submit in Triplicate) Section 00300

**51ST Avenue East at 15TH Street East Intersection Improvements
Bid "B" Based on Completion Time of 150 Calendar Days**

PAY ITEM NO.	FDOT ITEM NUMBER	DESCRIPTION	UNITS	QTY.	BID PRICE PER UNIT (\$)	TOTAL BID PRICE (\$)
ROADWORK						
1	101-1	MOBILIZATION	LS	1	\$ _____	\$ _____
2	102-1	MAINTENANCE OF TRAFFIC	LS	1	\$ _____	\$ _____
3	104-10-3	SEDIMENT BARRIER (INCL'S SILT FENCE AND SYNTHETIC BALES)	LF	6,000	\$ _____	\$ _____
4	104-11	FLOATING TURBIDITY BARRIER	LF	90	\$ _____	\$ _____
5	110-1-1	CLEARING & GRUBBING	AC	5	\$ _____	\$ _____
6	110-4	PAVEMENT (EXIST. SIDEWALK & CONC. DRIVES)	SY	360	\$ _____	\$ _____
7	110-7-1	MAILBOX, F&I SINGLE	EA	7	\$ _____	\$ _____
8	120-1	REGULAR EXCAVATION (PINE ST. EXIST. BASE AND SUB-BASE TO BE REMOVED)	CY	300	\$ _____	\$ _____
9	120-1	REGULAR EXCAVATION (INCLUDES PONDS)	CY	4,731	\$ _____	\$ _____
10	120-5	EMBANKMENT (EXISTING PINE STREET)	CY	300	\$ _____	\$ _____
11	120-6	EMBANKMENT (REGULAR)	CY	2,400	\$ _____	\$ _____
12	327-70-1	MILLING EXIST ASPH PAVT, 1 " AVG DEPTH	SY	5,352	\$ _____	\$ _____
13	MC-001	12" TYPE B STABILIZATION (LBR 60)	SY	6,563	\$ _____	\$ _____
14	MC-002	6" OF STABILIZED SUB-BASE-NEW PINE ST. (LBR 60)	SY	1,453	\$ _____	\$ _____
15	285-706	6" OF OPTIONAL BASE GROUP 4	SY	1,361	\$ _____	\$ _____
16	285-709	10" OF OPTIONAL BASE GROUP 9	SY	6,203	\$ _____	\$ _____
17	334-MC	2" TYPE S-I ASPHALT	TN	735	\$ _____	\$ _____
18	337-MC	1" TYPE S-III ASPHALT	TN	669	\$ _____	\$ _____
19	MC-003	GRATE INLET MC 201.1 202.4	EA	4	\$ _____	\$ _____
20	MC-004	THROAT INLET MC STD. 202.1,202.3,202.4	EA	1	\$ _____	\$ _____
21	MC-005	JUNCTION BOX. BLOCK BOX -MC STD. 202.1, 202.4,203.1	EA	1	\$ _____	\$ _____
22	MC-006	INLETS (CURB) -MC STD. 202.1, 202.2,202.3,202.4,203.2	EA	5	\$ _____	\$ _____
23	MC-007	INLETS (CURB) -MC STD. 202.1, 202.2,202.4,203.2	EA	2	\$ _____	\$ _____
24	MC-008	JUNCTION BOX. BLOCK BOX- MC STD. 202.1, 202.5,203.1	EA	4	\$ _____	\$ _____

Bidder Name: _____

Authorized Signature: _____

BID FORM

(Submit in Triplicate) Section 00300

**51ST Avenue East at 15TH Street East Intersection Improvements
Bid "B" Based on Completion Time of 150 Calendar Days**

PAY ITEM NO.	FDOT ITEM NUMBER	DESCRIPTION	UNITS	QTY.	BID PRICE PER UNIT (\$)	TOTAL BID PRICE (\$)
25	MC-009	GRATE INLET-PROP. CONCR. BLOCK BOX -MC STD. 202.1, 202.5	EA	8	\$ _____	\$ _____
26	0425- 2 91	MANHOLE, J-8, <10'	EA	1	\$ _____	\$ _____
27	0425-1529	INLETS, DT BOT, TYPE C, MODIFY	EA	1	\$ _____	\$ _____
28	0425 -1563	INLETS, DT BOT, TYPE F, J BOTTOM <10'	EA	1	\$ _____	\$ _____
29	0400-1-2	ENDWALL 15" PIPE	CY	1	\$ _____	\$ _____
30	430-173-101	PIPE STORM SEWER CULV (RCP)(15")	LF	17	\$ _____	\$ _____
31	430-173-101	PIPE STORM SEWER CULV (RCP)(18")	LF	837	\$ _____	\$ _____
32	430-174-201	PIPE STORM SEWER CULV (ERCP) (12"X18")	LF	278	\$ _____	\$ _____
33	430-174-102	PIPE STORM SEWER CULV (ERCP) (30")	LF	1,478	\$ _____	\$ _____
34	430-982-125	MITERED END SECTION-RCP-ROUND/18"	EA	2	\$ _____	\$ _____
35	430-984-623	MITERED END SECTION- RCP ROUND 12"X 18"	EA	4	\$ _____	\$ _____
36	515-23-11	PEDESTRIAN BICYCLE RAILING, ALUMINUM ONLY 42" TYPE 1	LF	91	\$ _____	\$ _____
37	522-1	SIDEWALK CONCRETE 4"	SY	1,034	\$ _____	\$ _____
38	522-2	SIDEWALK CONCRETE 6" THICK (DRIVEWAYS)	SY	660	\$ _____	\$ _____
39	522-3	BUS BOARDING PAD-CONCRETE	SY	30	\$ _____	\$ _____
40	522-4	BUS SHELTER PAD-CONCRETE	SY	30	\$ _____	\$ _____
41	520-3	VALLEY GUTTER, CONCRETE	LF	207	\$ _____	\$ _____
42	530-3-3	RIP RAP-RUBBLE, BANK AND SHORE	TN	3	\$ _____	\$ _____
43	520-1-10	TYPE F CURB & GUTTER	LF	1,000	\$ _____	\$ _____
44	536-1-2	GUARDRAIL	LF	19	\$ _____	\$ _____
45	570-1-2	PERFORMANCE TURF (BAHIA SOD)	SY	5,592	\$ _____	\$ _____
46	MC-011	TYPE AB CURB&GUTTER	LF	46	\$ _____	\$ _____
47	MC-012	MIAMI CURB&GUTTER	LF	153	\$ _____	\$ _____
SUBTOTAL (ROADWORK ONLY)					\$ _____	\$ _____

Bidder Name: _____

Authorized Signature: _____

BID FORM

(Submit in Triplicate) Section 00300

51ST Avenue East at 15TH Street East Intersection Improvements

Bid "B" Based on Completion Time of 150 Calendar Days

PAY ITEM NO.	FDOT ITEM NUMBER	DESCRIPTION	UNITS	QTY.	BID PRICE PER UNIT (\$)	TOTAL BID PRICE (\$)
		PROPOSED 6" WATERLINE RELOCATION FOR ROAD PROJECT				
48.	MC-012	6" DI WATERLINE (CL 350) DIRECT BURY	LF	265	\$ _____	\$ _____
49.	MC-013	6" X 24" TAPPING SLEEVE WITH VALVE	EA	1	\$ _____	\$ _____
50.	MC-014	DI FITTINGS	LB	250	\$ _____	\$ _____
51.	MC-015	REPLACE WATER SERVICE(SINGLE, LONG)	LF	6	\$ _____	\$ _____
52.	MC-016	REPLACE WATER SERVICE(SINGLE, SHORT)	LF	8	\$ _____	\$ _____
53.	MC-017	RELOCATE 2" HDPE WATERLINE (C 906) DR 9	LF	30	\$ _____	\$ _____
54.	MC-018	ADJUST VALVE BOX	EA	7	\$ _____	\$ _____
55.	MC-019	RELOCATE/ADJUST METER BOX	EA	3	\$ _____	\$ _____
56.	MC-020	REMOVE FIRE HYDRANT ASSEMBLY	EA	1	\$ _____	\$ _____
57.	MC-021	FIRE HYDRANT ASSEMBLY	EA	1	\$ _____	\$ _____
58.	MC-022	REMOVE 6" WATERLINE	LF	260	\$ _____	\$ _____
59.	MC-023	6" HDPE FORCE MAIN AND BYPASS (C 906) DR 11	LF	270	\$ _____	\$ _____
60.	MC-024	RELOCATE 6" PVC SEWER SERVICE LATERALS	LF	150	\$ _____	\$ _____
61.	MC-025	ADJUST MANHOLE LID & COVER	EA	8	\$ _____	\$ _____
62.	MC-026	CONNECT TO EXISTING WATERLINE	EA	1	\$ _____	\$ _____
63.	MC-027	ARV IN MANHOLE (SANITARY)	EA	1	\$ _____	\$ _____
64.	MC-028	6" GATE VALVE W/BOX	EA	1	\$ _____	\$ _____
65.	MC-029	RELOCATE LIFT STATION ELECT. PANEL & SERVICE	LS	1	\$ _____	\$ _____
		SUBTOTAL (PROPOSED 6" WATERLINE RELOCATION FOR ROAD PROJECT ONLY)				\$ _____

Bidder Name: _____

Authorized Signature: _____

BID FORM

(Submit in Triplicate) Section 00300

**51ST Avenue East at 15TH Street East Intersection Improvements
Bid "B" Based on Completion Time of 150 Calendar Days**

PAY ITEM NO.	FDOT ITEM NUMBER	DESCRIPTION	UNITS	QTY.	BID PRICE PER UNIT (\$)	TOTAL BID PRICE (\$)
SIGNALIZATION						
66.	555-1-1	DIRECTIONAL BORE (LESS THAN 6")	LF	128	\$ _____	\$ _____
67.	630-1-12	CONDUIT (F & I) (UNDERGROUND)	LF	442	\$ _____	\$ _____
68.	632-7-1	CABLE, SIGNAL (F&I)	PI	1	\$ _____	\$ _____
69.	635-1-11	PULL & JUNCTION BOXES (F&I) (PULL BOX)	EA	12	\$ _____	\$ _____
70.	639-1-22	ELECTRICAL POWER SERVICE (UNDERGROUND)	AS	1	\$ _____	\$ _____
71.	639-2-1	ELECTRICAL SERVICE WIRE (F&I)	LF	415	\$ _____	\$ _____
72.	641-2-12	PRESTRESSED CONCRETE POLE (F&I) (TYPE P-11 SRV. POLE.)	EA	1	\$ _____	\$ _____
73.	646-1-11	SIGNAL POLE, PEDESTAL (F&I)	EA	6	\$ _____	\$ _____
74.	649-31-202	MAST ARM (F&I) (WS -130) (SING. ARM) (W/O LUM.) (40')	EA	1	\$ _____	\$ _____
75.	649-31-213	MAST ARM (F&I)(WS -130)(DBL. ARM) (W/O LUM.)(36-70.5')	EA	1	\$ _____	\$ _____
76.	650-1-311	TRAFFIC SIGNAL (F&I) (3 SECT) (1 WAY) (STANDARD)	AS	6	\$ _____	\$ _____
77.	650-1-511	TRAFFIC SIGNAL (F&I) (5 SECT) (1 WAY) (STANDARD)	AS	2	\$ _____	\$ _____
78.	653-191	PEDESTRIAN SIGNAL (F&I) (LED-COUNTDOWN) (1 WAY)	AS	6	\$ _____	\$ _____
79.	653-192	PEDESTRIAN SIGNAL (F&I) (LED-COUNTDOWN) (2 WAY)	AS	1	\$ _____	\$ _____
80.	663-74-15	VEHICLE DETECTOR ASSEMBLIES (F&I) (VIDEO)	EA	4	\$ _____	\$ _____
81.	665-13	PEDESTRIAN DETECTOR (F&I) (DETECTOR WITH SIGN ONLY)	EA	7	\$ _____	\$ _____
82.	670-5-300	TRAFFIC CONTROLLER ASSEMBLY (INSTALL)	AS	1	\$ _____	\$ _____
83.	670-5-400	TRAFFIC CONTROLLER ASSEMBLY (MODIFY)	AS	1	\$ _____	\$ _____
84.	685-106	SYSTEM AUX (F&I) (UNINTERRUPTIBLE POWER)	EA	1	\$ _____	\$ _____
84.	690-10	TRAFFIC SIGNAL HEAD ASSEMBLY, REMOVAL	EA	8	\$ _____	\$ _____
85.	690-20	SIGNAL PEDESTRIAN ASSEMBLY, REMOVE	EA	4	\$ _____	\$ _____
86.	690-34-1	POLE REMOVAL -DEEP (DIRECT BURIAL)	EA	2	\$ _____	\$ _____
87.	690-60	DETECTOR VEHICLE ASSEMBLY, REMOVE	EA	6	\$ _____	\$ _____

Bidder Name: _____

Authorized Signature: _____

BID FORM

(Submit in Triplicate) Section 00300

51ST Avenue East at 15TH Street East Intersection Improvements

Bid "B" Based on Completion Time of 150 Calendar Days

PAY ITEM NO.	FDOT ITEM NUMBER	DESCRIPTION	UNITS	QTY.	BID PRICE PER UNIT (\$)	TOTAL BID PRICE (\$)
88.	690-80	SPAN WIRE ASSEMBLY REMOVE	EA	1	\$ _____	\$ _____
89.	690-90	REMOVE CONDUIT & CABLING	PI	1	\$ _____	\$ _____
90.	690-100	SIGNAL EQUIPMENT, MISCELLANEOUS REMOVE	PI	1	\$ _____	\$ _____
91.	699-1-1	INTERNALLY ILLUMINATED SIGN (F&I)	EA	4	\$ _____	\$ _____
92.	783-1-421	ITS FO CABLE (RELOCATE) (UNDERGROUND) (2 TO 12)	LF	20	\$ _____	\$ _____
93.	783-4-112	ITS CONDUIT (F&I) (UNDERGROUND)	LF	20	\$ _____	\$ _____
94.	783-5-5	ITS PULL BOX FOR FIBER OPTIC CABLE, ADJUST AND MODIFY	EA	1	\$ _____	\$ _____
		SUBTOTAL (SIGNALIZATION LIGHTING ONLY)				\$ _____
		SIGNING AND PAVEMENT MARKING				
95	700-20-11	SINGLE POST SIGN (F&I) (< 12 SF)	AS	4	\$ _____	\$ _____
96	700-20-12	SINGLE POST SIGN (F&I) (12-20 SF)	AS	2	\$ _____	\$ _____
97	700-20-60	SINGLE POST SIGN (REMOVE)	AS	7	\$ _____	\$ _____
98	700-48-48	SIGN PANEL RELOCATE, 15 OR LESS	EA	2	\$ _____	\$ _____
99	706-3	RETRO-REFLECTIVE PAVEMENT MARKERS	EA	424	\$ _____	\$ _____
100	711-11-111	THERMOPLASTIC (STD., WHITE, SOLID, 6")	NM	1.014	\$ _____	\$ _____
101	711-11-122	THERMOPLASTIC (STD., WHITE, SOLID, 8")	LF	107	\$ _____	\$ _____
102	711-11-123	THERMOPLASTIC (STD., WHITE, SOLID, 12")	LF	443	\$ _____	\$ _____
103	711-11-125	THERMOPLASTIC (STD., WHITE, SOLID, 24")	LF	124	\$ _____	\$ _____
104	711-11-151	THERMOPLASTIC (STD., WHITE, 2'-4' SKIP & 6'-10' SKIP, 6")	LF	76	\$ _____	\$ _____
105	711-11-160	THERMOPLASTIC (STD., WHITE, MESSAGE) (ONLY)	EA	3	\$ _____	\$ _____
106	711-11-170	THERMOPLASTIC (STD., WHITE, ARROWS)	EA	23	\$ _____	\$ _____
107	711-11-211	THERMOPLASTIC (STD., YELLOW, SOLID, 6")	NM	1.054	\$ _____	\$ _____

Bidder Name: _____

Authorized Signature: _____

BID FORM

(Submit in Triplicate) Section 00300

51ST Avenue East at 15TH Street East Intersection Improvements

Bid "B" Based on Completion Time of 150 Calendar Days

PAY ITEM NO.	FDOT ITEM NUMBER	DESCRIPTION	UNITS	QTY.	BID PRICE PER UNIT (\$)	TOTAL BID PRICE (\$)
108	711-11-224	THERMOPLASTIC (STD., YELLOW, SOLID, 18")	LF	516	\$ _____	\$ _____
109	711-11-231	THERMOPLASTIC (STD., YELLOW, 10'-30' SKIP, 6")	GM	0.125	\$ _____	\$ _____
		SUBTOTAL (SIGNING AND PAVEMENT MARKING ONLY)				\$ _____
		55' PEDESTRIAN BRIDGE				
110	120-1	REGULAR EXCAVATION (FOUNDATION)	CY	29	\$ _____	\$ _____
111	0400-4-5	CONCRETE CLASS IV 5500 PSI (FOUNDATION)	CY	14	\$ _____	\$ _____
112	0415-1-5	REINFORCING STEEL-SUBSTRUCTURE (FOUNDATION)	LB	1,124	\$ _____	\$ _____
113	0530-1	RIPRAP, SAND CEMENT 4"	CY	10	\$ _____	\$ _____
114	MC-031	ALUMINUM BRIDGE	EA	1	\$ _____	\$ _____
		SUBTOTAL (55' PEDESTRIAN BRIDGE ONLY)				\$ _____
		DISCRETIONARY WORK (USED ONLY WITH COUNTY APPROVAL)				\$180,000.00
		TOTAL PRICE FOR BID "B" - Based on Completion Time of <u>150</u> Calendar Days				\$ _____

Bidder Name: _____

Authorized Signature: _____

**SWORN STATEMENT
THE FLORIDA TRENCH SAFETY ACT**

THIS FORM MUST BE SIGNED IN THE PRESENCE OF A NOTARY PUBLIC OR BY AN OFFICER AUTHORIZED TO ADMINISTER OATHS.

1. This Sworn Statement is submitted with IFB No. 13-1121CD
2. This Sworn Statement is submitted by _____ whose business address is _____ and, if applicable, its Federal Employer Identification Number (FEIN) is _____. If the entity has no FEIN, include the Social Security Number of the individual signing this sworn statement _____.
3. Name of individual signing this Sworn Statement is: _____, Whose relationship to the above entity is: _____.
4. The Trench Safety Standards that will be in effect during the construction of this project shall include, but are not limited to: Laws of Florida, Chapters 90-96, TRENCH SAFETY ACT, and OSHA RULES AND REGULATIONS 29 CFR 1926.650 Subpart P, effective October 1, 1990.
5. The undersigned assures that the entity will comply with the applicable Trench Safety Standards and agrees to indemnify and hold harmless the County and Engineer, and any of their agents or employees from any claims arising from the failure to comply with said standard.
6. The undersigned has appropriated the following costs for compliance with the applicable standards:

Trench Safety Measure (Description)	Units of Measure (LF, SY)	Unit Quantity	Unit Cost	Extended Cost
a. _____	_____	_____	\$ _____	_____
b. _____	_____	_____	\$ _____	_____
c. _____	_____	_____	\$ _____	_____
d. _____	_____	_____	\$ _____	_____

7. The undersigned intends to comply with these standards by instituting the following procedures:

THE UNDERSIGNED, in submitting this Bid, represents that they have reviewed and considered all available geotechnical information and made such other investigations and tests as they may deem necessary to adequately design the trench safety system(s) to be utilized on this project.

(AUTHORIZED SIGNATURE / TITLE)

SWORN to and subscribed before me this _____ day of _____, 20____.

(Impress official seal)

Notary Public, State of Florida: _____

My commission expires: _____

SECTION 00430
CONTRACTOR'S QUESTIONNAIRE
(Submit in Triplicate)

The Bidder warrants the truth and accuracy of all statements and answers herein contained. (Attach additional pages if necessary.)

THIS QUESTIONNAIRE MUST BE COMPLETED AND SUBMITTED WITH YOUR BID

1. License #: _____
License Issued to: _____
Date License Received (MM/DD/YR): _____
Company Name: _____

Company's Physical Address

City
_____ State of Incorporation, if applicable _____ (Zip Code)

(_____) _____ Telephone Number; (_____) _____ Fax Number
Email Address: _____
2. Bidding as an individual ___ a partnership: ___ a corporation; ___ a joint venture ___
3. If a partnership: list names and addresses of partners; if a corporation: list names of officers, directors, shareholders, and state of incorporation; if joint venture: list names and address of ventures' and the same if any venture are a corporation for each such corporation, partnership, or joint venture:

4. Your organization has been in business (under this firm's name) as a

For how many years? _____ Is this firm in bankruptcy? _____

_____ Years holding a Certified General Contractors License

_____ Years experience performing this type of project
(Attach a list of projects where this specific type of work was performed)

BIDDER: _____

4. (Continued)

Has license ever been suspended, revoked, removed or under investigation?

5. Describe and give the date and County of the last three government or private work of similar scope you've completed which are similar in cost, type, size, and nature as the one proposed (for a public entity), include contact name and phone number. Provide the budget, actual cost, size and summary of work for each project. Attach additional pages as necessary. (Note: If listing a Manatee County reference they should not be directly associated with this project)

6. Have you ever been assessed liquidated damages under a Contract during the past five (5) years? If so, state when, where (contact name, address and phone number) and why.

7. Have you ever failed to complete work awarded to you? Or provide projects not completed within Contract time. If so, state when, where (contact name, address, phone number) and why.

8. Have you ever been debarred or prohibited from bidding on a governmental entity's construction project? If yes, name the entity and describe the circumstances:

BIDDER: _____

9. What specific steps have you taken to examine the physical conditions at or contiguous to the site, including but not limited to, the location of existing underground facilities? Have you visited the site(s)? _____
Provide date(s) of site visit: _____

10. What specific physical conditions, including, but not limited to, the location of existing underground facilities have you found which will, in any manner, affect cost, progress, performance, or finishing of the Work?

11. Will you subcontract any part of this Work? If so, describe which major portion(s):

12. If any, list (with Contract amount) WBE/MBE to be utilized:

13. What equipment do you own to accomplish this Work? (A listing may be attached)

14. What equipment will you purchase/rent for the Work? (Specify which)

BIDDER: _____

15. List the following in connection with the Surety which is providing the Bond(s):

Surety's Name: _____

Surety's Address: _____

Surety's Address: _____

Name, address and phone number of Surety's resident agent for service of process in Florida:

Phone: (_____) _____

Email _____

BIDDER: _____

SECTION 00491
PUBLIC CONTRACTING AND ENVIRONMENTAL CRIMES CERTIFICATION
SWORN STATEMENT PURSUANT TO ARTICLE V,
MANATEE COUNTY PURCHASING ORDINANCE

THIS FORM MUST BE SIGNED AND SWORN TO IN THE PRESENCE OF A NOTARY PUBLIC OR OTHER OFFICIAL AUTHORIZED TO ADMINISTER OATHS.

This sworn statement is submitted to the Manatee County Board of County Commissioners by

_____ [Print individual's name and title]

_____ for _____ [print name of entity submitting sworn statement]

whose business address is _____

and (if applicable) its Federal Employer Identification Number (FEIN) is _____. If the entity has no FEIN, include the Social Security Number of the individual signing this sworn statement:

I understand that no person or entity shall be awarded or receive a County Contract for public improvements, procurement of goods or services (including professional services) or a County lease, franchise, concession or management Agreement, or shall receive a grant of County monies unless such person or entity has submitted a written certification to the County that it has not:

- (1) been convicted of bribery or attempting to bribe a public officer or employee of Manatee County, the State of Florida, or any other public entity, including, but not limited to the Government of the United States, any state, or any local government authority in the United States, in that officer's or employee's official capacity; or
- (2) been convicted of an agreement or collusion among Bidders or prospective Bidders in restraint of freedom of competition, by agreement to bid a fixed price, or otherwise; or
- (3) been convicted of a violation of an environmental law that, in the sole opinion of the County's Purchasing Official, reflects negatively upon the ability of the person or entity to conduct business in a responsible manner; or
- (4) made an admission of guilt of such conduct described in items (1), (2) or (3) above, which is a matter of record, but has not been prosecuted for such conduct, or has made an admission of guilt of such conduct, which is a matter of record, pursuant to formal prosecution. An admission of guilt shall be construed to include a plea of nolo contendere; or
- (5) where an officer, official, agent or employee of a business entity has been convicted of or has admitted guilt to any of the crimes set forth above on behalf of such an entity and pursuant to the direction or authorization of an official thereof (including the person committing the offense, if he is an official of the business entity), the business shall be chargeable with the conduct herein above set forth. A business entity shall be chargeable with the conduct of an affiliated entity, whether wholly owned, partially owned, or one which has common ownership or a common Board of Directors. For purposes of this Form, business entities are affiliated if, directly or indirectly, one business entity controls or has the power to control another business entity, or if an individual or group of individuals controls or has the power to control both entities. Indicia of control shall include, without limitation, interlocking management or ownership, identity of interests among family members, shared organization of a business entity following the ineligibility of a business entity under this Article, or using substantially the same management, ownership or principles as the ineligible entity.

(Cont'd.)

Any person or entity who claims that this Article is inapplicable to him/her/it because a conviction or judgment has been reversed by a court of competent jurisdiction shall prove the same with documentation satisfactory to the County's Purchasing Official. Upon presentation of such satisfactory proof, the person or entity shall be allowed to contract with the County.

I UNDERSTAND THAT THE SUBMISSION OF THIS FORM TO THE CONTRACTING OFFICER FOR MANATEE COUNTY IS VALID THROUGH DECEMBER 31 OF THE CALENDAR YEAR IN WHICH IT IS FILED. I ALSO UNDERSTAND THAT ANY CONTRACT OR BUSINESS TRANSACTION SHALL PROVIDE FOR SUSPENSION OF PAYMENTS, OR TERMINATION, OR BOTH, IF THE CONTRACTING OFFICER OR THE COUNTY ADMINISTRATOR DETERMINES THAT **SUCH PERSON OR ENTITY HAS MADE FALSE CERTIFICATION.**

[Signature]

STATE OF FLORIDA
COUNTY OF _____

Sworn to and subscribed before me this ____ day of _____, 20____ by _____

Personally known _____ OR Produced identification _____
[Type of identification]

Notary Public Signature My commission expires _____

[Print, type or stamp Commissioned name of Notary Public]

Signatory Requirement - In the case of a business entity other than a partnership or a corporation, this affidavit shall be executed by an authorized agent of the entity. In the case of a partnership, this affidavit shall be executed by the general partner(s). In the case of a corporation, this affidavit shall be executed by the corporate president.

SECTION 00500
**FORM OF AGREEMENT
BETWEEN THE
COUNTY OF MANATEE, FLORIDA
AND THE CONTRACTOR AS IDENTIFIED BELOW
ON THE BASIS OF A STIPULATED UNIT COST CONTRACT PRICE**

THIS AGREEMENT is made and entered into by and between the COUNTY OF MANATEE, a political subdivision of the State of Florida, hereinafter referred to as the "COUNTY" and **XXXXXXXXXXXXX**, hereinafter referred to as the "CONTRACTOR," duly authorized to transact business in the State of Florida, with offices located at **XXXXXXXXXXXXX**.

ARTICLE 1. WORK

CONTRACTOR shall furnish all labor, materials, supplies, and other items required to complete the Work for **IFB #13-1121CD- 51st Avenue East at 15th Street East Intersection Improvements** in strict accordance with Contract documents and any duly authorized subsequent addenda thereto, all of which are made a part hereof.

ARTICLE 2. COMPENSATION

As compensation to the CONTRACTOR, the COUNTY shall pay and the CONTRACTOR will accept as full consideration for the performance of all Work required by **IFB #13-1121CD- 51st Avenue East at 15th Street East Intersection Improvements**, subject to additions and deductions as provided therein, the sum of **\$XXXXX** for Bid "??" based on a completion time of ?? calendar days.

ARTICLE 3. LIQUIDATED DAMAGES

Time is of the essence in this Agreement. As of the date of this Agreement, the damages that will be suffered by the County in the event of the Contractor's failure to timely complete the Work are impossible to determine. In lieu thereof, it is agreed that if the Contractor fails to achieve substantial completion of the Work within ?? calendar days of issuance of the Notice to Proceed (accounting, however, for any extensions of time granted pursuant to approved change orders), the Contractor shall pay to the County, as liquidated damages (and not as a penalty), the sum of \$1148 per calendar

day for each day beyond ?? days until the Contractor achieves substantial completion. The County shall have the option of withholding said liquidated damages from any pay application(s) thereafter submitted by the Contractor. Alternatively, the Contractor shall immediately pay said sums to the County upon the County's demand for same.

ARTICLE 4. ENGINEER

The County of Manatee, Public Works Department, is responsible as the COUNTY and Manatee County Utility Engineering Division hereinafter referred to as "ENGINEER," designed this project and is responsible for technical/engineering reviews and decisions. The ENGINEER is a member of the COUNTY'S project management team which is collectively responsible in ensuring the Work is completed in accordance with the Contract documents.

All communications involving this project will be addressed to: Eyra Cash, Project Engineer II, Public Works Department and to the Engineer of Record, Chris Mowbray, P.E., Public Works Department. All invoicing will be addressed to the attention of: Eyra Cash (address noted below) with invoice copies sent to Chris Mowbray, P.E. (address noted below).

Manatee County Public Works Dept.
IFB# 13-1121CD
Attention: Eyra Cash
Project Engineer II
1022 26th Avenue East
Bradenton, Florida 34208
Phone (941) 708-7450 ext. 7344

Manatee County Public Works Dept.
IFB# 13-1121CD
Attn: Chris Mowbray, PE
Highway Engineer Div. Mgr.
1022 26th Avenue East
Bradenton, Florida 34208
Phone (941) 708-7450 ext. 7605

Where the terms ENGINEER and/or COUNTY are used in the Contract Documents, it shall mean the COUNTY'S project management team.

ARTICLE 5. CONTRACTOR'S REPRESENTATIONS

In order to induce COUNTY to enter into this Agreement, CONTRACTOR makes the following representations:

- 5.1 CONTRACTOR has familiarized itself with the nature and extent of the Bid documents, Work, site, locality and all local conditions and laws and regulations that in any manner may affect cost, progress, performance or furnishing of the Work.
- 5.2 CONTRACTOR has studied carefully all drawings of the physical conditions upon which CONTRACTOR is entitled to rely.
- 5.3 CONTRACTOR has obtained and carefully studied (or assumes responsibility for obtaining and carefully studying) all such examinations, investigations, explorations, tests, reports and studies which pertain to the physical conditions at or contiguous to the site or which otherwise may affect the cost, progress, performance or furnishing of the Work as CONTRACTOR considers necessary for the performance or furnishing of the Work at the Contract price, within the Contract time and in accordance with the other terms and conditions of the Bid documents; and no additional examinations, investigations, explorations, tests, reports, studies or similar information or data are or will be required by CONTRACTOR for such purposes.
- 5.4 CONTRACTOR has reviewed and checked all information and data shown or indicated on the Bid documents with respect to existing underground facilities at or contiguous to the site and assumes responsibility for the accurate location of said underground facilities. Any additional examinations, investigations, explorations, tests, reports, studies or similar information or data in respect of said underground facilities conducted by the CONTRACTOR will be done at the CONTRACTOR'S expense.

- 5.5 CONTRACTOR has correlated the results of all such observations, examinations, investigations, explorations, tests, reports and studies with the terms and conditions of the Bid.
- 5.6 CONTRACTOR has given COUNTY written notice of all conflicts, errors or discrepancies that have been discovered in the Bid documents and the written resolution thereof by OWNER is acceptable to CONTRACTOR.
- 5.7 CONTRACTOR shall schedule and perform the Work subject to COUNTY'S approval and shall hold COUNTY harmless from all liabilities incurred due to CONTRACTOR'S failure to coordinate with the COUNTY.

ARTICLE 6. CONTRACT DOCUMENTS

The Contract documents which comprise the entire Agreement between COUNTY and CONTRACTOR concerning the Work consist of the following:

- 6.1 This Agreement and Bid document **13-1121CD**
- 6.2 Public Construction Bond Form and Insurance Certificate(s)
- 6.3 Drawings/Plans (not attached)
- 6.4 Addendum number ?? to ?? inclusive
- 6.5 CONTRACTOR'S Bid Form
- 6.6 Reports
- 6.7 The following, which may be delivered or issued after the effective date of the Agreement and are not attached hereto: all written change orders and other documents amending, modifying, or supplementing the Contract documents.

6.8 The documents listed in paragraphs above are attached to this Agreement (except as noted otherwise above). There are no Contract documents other than those listed above in this Article 6.

ARTICLE 7. MISCELLANEOUS

7.1 Terms used in this Agreement are defined in Article 1 of the General Conditions.

7.2 No assignment by a party hereto of any rights under or interest in the Contract documents will be binding on another party hereto without the written consent of the party sought to be bound; and specifically but without limitation, monies that may become due and monies that are due may not be assigned without such consent (except to the extent that the effect of this restriction may be limited by law); and unless specifically stated to the contrary in any written consent to an assignment, no assignment will release or discharge the assignee from any duty or responsibility under the Contract documents.

7.3 COUNTY and CONTRACTOR each binds itself, its partners, successors, assigns and legal representatives to the other party hereto, its partners, successors, assigns and legal representatives in respect of all covenants, agreements, and obligations contained in the Contract documents.

AGREEMENT
IFB #13-1121CD

IN WITNESS WHEREOF, the parties hereto have caused this Agreement to be duly executed by their authorized representatives.

CONTRACTOR

By: _____

Print Name & Title of Signer

Date: _____

COUNTY OF MANATEE, FLORIDA

By: _____
Melissa M. Wendel, CPPO
Purchasing Official

Date: _____

**MANATEE COUNTY GOVERNMENT
PUBLIC CONSTRUCTION BOND**

Bond No. _____
(Enter bond number)

BY THIS BOND, We _____, located at _____, as
(Name of Contractor) (Address)

Principal and _____, a corporation, whose address is
(Name of Surety)

are bound to Manatee County, a political subdivision of the State of Florida, herein called County, in the sum of \$ _____, for payment of which we bind ourselves, our heirs, personal representatives, successors, and assigns, jointly and severally.

WHEREAS, the Contractor has entered into Contract No. IFB #13-1121CD with the County for the project titled 51st Avenue East at 15th Street East Intersection Improvements, with conditions and provisions as are further described in the aforementioned Contract, which Contract is by reference made a part hereof for the purposes of explaining this bond.

THE CONDITION OF THIS BOND is that if Principal:

1. Performs Contract No. IFB #13-1121CD, between Principal and County for construction of

51st Avenue East at 15th Street East Intersection Improvements, the Contract being made a part of this bond by reference, at

(Title of Project)

the times and in the manner prescribed in the Contract; and

2. Promptly makes payments to all claimants, as defined in Section 255.05(1), Florida Statutes, supplying Principal with labor, materials, or supplies, used directly or indirectly by Principal in the prosecution of the Work provided for in the Contract; and

3. Pays County all losses, damages, expenses, costs, and attorney's fees, including appellate proceedings, that County sustains because of a default by Principal under the Contract; and

4. Performs the guarantee of all Work and materials furnished under the Contract for the time specified in the Contract, then this bond is void; otherwise it remains in full force.

Any action instituted by a claimant under this bond for payment must be in accordance with the notice and time limitation provisions in Section 255.05(2), Florida Statutes.

Any changes in or under the Contract documents and compliance or noncompliance with any formalities connected with the Contract or the changes does not affect Surety's obligation under this bond.

DATED ON _____.

CONTRACTOR AS PRINCIPAL

SURETY

Company Name

Company Name

Signature

Signature

Print Name & Title

Print Name & Title

(Corporate Seal)

(Corporate Seal)

AGENT or BROKER

Company Name

Address

Telephone

Licensed Florida Insurance Agent? Yes No

License #: _____

State of: _____

County of: _____

City of: _____

SECTION 00700
GENERAL CONDITIONS

ARTICLE 1. DEFINITIONS

Whenever used in the Bid documents, the following terms have the meaning indicated which are applicable to both the singular and plural thereof:

Addendum - Written or graphic instruments issued prior to the opening of Bids which clarify or change the Bidding documents or the Contract documents.

Agreement - The written Agreement between Owner and Contractor covering the Work to be performed; other Contract documents are attached to the Agreement and made a part thereof as provided therein.

Application for Payment - The form accepted by the Project Representative which is to be used by Contractor in requesting progress or final payments and which is to include such supporting documentation as is required by the Contract documents.

Award - Acceptance of the Bid from the person, firm, or corporation which in the Owner's sole and absolute judgment will under all circumstances best serve the public interest. Award shall be made in accordance with Manatee County Code of Laws.

Bid - The offer of the Bidder submitted on the prescribed form setting forth the prices for the Work to be performed.

Bidder - One who submits a Bid directly to the Owner, as distinct from a Sub-bidder, who submits a Bid to a Bidder.

Bidding Documents - Consists of the Invitation for Bid, which includes but is not limited to the Bid Form, drawings, technical specifications, terms and conditions, and the proposed Contract documents (including all addenda issued prior to receipt of Bids); and becomes a part of the Agreement.

Bonds - Performance and payment bonds and other instruments of security.

Change Order - A document recommended by the Project Representative which is signed by Contractor and Owner and authorizes an addition, deletion, or revision in the Work or an adjustment in the Contract price or the Contract time, issued on or after the effective date of the Agreement.

Compensable Delay - Any delay beyond the control and without the fault or negligence of the Contractor resulting from Owner-caused changes in the Work, differing site conditions, suspensions of the Work, or termination for convenience by Owner.

Contract Documents - The Agreement, addenda (which pertain to the Contract documents), Contractor's Bid (including documentation accompanying the Bid and any post-Bid documentation submitted prior to the Notice of Award), the bonds, the specifications, special provisions and the drawings, together with all amendments, modifications and supplements issued on or after the effective date of the Agreement.

Contract Price - The monies payable by Owner to Contractor under the Contract documents as stated in the Agreement.

Contract Time - The number of days or the date stated in the Notice to Proceed for the completion of the Work.

Contractor - The person, firm or corporation with whom Owner has entered into an Agreement.

Days - All references to days are to be considered calendar days except as specified differently.

Defective - An adjective which when modifying the Work refers to work that is unsatisfactory, faulty or deficient, or does not conform to the Contract documents, or does not meet the requirements of any inspection, reference standard, test or approval referred to in the Contract documents, or has been damaged prior to Project Representative's recommendation of final payment (unless responsibility for the protection thereof has been assumed by Owner).

Discretionary – Payment for all Work that shall be made only at the Owner's discretion in order to satisfactorily complete the project in accordance with the plans and specifications.

Drawings - The drawings which show the character and Scope of Work to be performed and which have been prepared or approved by Engineer and are referred to in the Bidding and Contract documents.

Effective Date of the Agreement - The date indicated in the Agreement on which it becomes effective (date of execution).

Excusable Delay - Any delay beyond the control and without the negligence of the Contractor, the Owner, or any other Contractor caused by events or circumstances such as, but not limited to, acts of God or of the public enemy, fires, floods, freight embargoes, acts of government other than Owner or epidemics. Labor disputes and above average rainfall shall give rise only to excusable delays.

Field Order - A written order issued by Project Representative which orders minor changes in the Work, but which does not involve a change in the Contract price or the Contract time.

Float or Slack Time - The time available in the progress schedule during which an unexpected activity can be completed without delaying substantial completion of the Work.

Inexcusable Delay - Any delay caused by events or circumstances within the control of the Contractor, such as inadequate crewing, slow submittals, etc., which might have been avoided by the exercise of care, prudence, foresight, or diligence on the part of the Contractor.

Non-prejudicial Delay - Any delay impacting a portion of the Work within the available total float or slack time and not necessarily preventing completion of the Work within the Contract time.

Notice of Award - The written notice to the successful Bidder stating Award has been approved by the Board of County Commissioners; or by the Purchasing Official in accordance with Manatee County Code of Laws, Chapter 2-26, Manatee County Purchasing Ordinance.

Notice of Intent to Award - The written notice to the apparent low Bidder stating Award has been recommended with final Award to be authorized by the Board of County Commissioners.

Notice to Proceed - Written notice by Owner (after execution of Contract) to Contractor fixing the date on which the Contract time will commence to run and on which Contractor shall start to perform (ten (10) days from date of such notice) Contractor's obligations under the Contract documents.

Owner - Manatee County, Florida, Board of County Commissioners.

Preconstruction Conference - Prior to starting the Work, a meeting scheduled by Owner with Contractor to review the Work schedules, to establish procedures for handling shop drawings and other submissions, for processing periodical pay estimates, and such other matters as may be pertinent to the project.

Prejudicial Delay - Any excusable or compensable delay impacting the Work and exceeding the total float available in the progress schedule, thus preventing completion of the Work within the Contract time unless the Work is accelerated.

Pre-operation Testing - All field inspections, installation checks, water tests, performance tests and necessary corrections required of Contractor to demonstrate that individual components of the Work have been properly constructed and do operate in accordance with the Contract documents for their intended purposes.

Project - The total construction of which the Work to be provided under the Contract documents may be the whole or a part as indicated elsewhere in the Contract documents.

Project Representative - The authorized representative of Owner who is assigned to the project or any part thereof.

Schedule of Values – Unit prices shall be established for this Contract by the submission of a schedule of values. The Contractor shall submit a schedule of values within ten (10) days of Notice to Proceed date. The schedule shall include quantities and prices of items equaling the Total Bid Price and will subdivide the Work into components in sufficient detail to serve as the basis for progress payments during construction. Such prices will include an appropriate amount of overhead and profit applicable to each item of Work. Upon request of the County, the Contractor shall support the values with data which will substantiate their correctness.

Shop Drawings - All drawings, diagrams, illustrations, schedules and other data which are specifically prepared by or for Contractor to illustrate some portion of the Work and all illustrations, brochures, standard schedules, performance charts, instructions, diagrams and other information prepared by a supplier and submitted by Contractor to illustrate material or equipment for some portion of the Work.

Special Provisions: As required to define work or procedures not covered in the standard specifications, and as necessary to supplement or modify items in the standard specifications.

Specifications - Those portions of the Contract documents consisting of written technical descriptions of materials, equipment, construction systems, standards and workmanship as applied to the Work and certain administrative details applicable thereto.

Subcontractor - An individual or corporation having a direct contact with Contractor or with any other Subcontractor for the performance of a part of the Work at the site. Such person or firm has contractual relations with the Contractor, not with the Owner.

Substantial Completion - The Work (or a specified part thereof) has progressed to the point when, in the opinion of the Engineer as evidenced by Engineer's definitive certificate of substantial completion, it is sufficiently complete in accordance with Contract documents so that the Work can be utilized for the purposes for which it is intended; or if there be no such certificate issued, when final payment is due.

Successful Bidder - The lowest, responsible and responsive Bidder to whom an Award is made.

Supplier - A manufacturer, fabricator, supplier, distributor, material man or vendor.

Underground Facilities - All pipelines, conduits, ducts, cables, wires, manholes, vaults, tanks, tunnels or other such facilities or attachments and any encasement containing such facilities which have been installed underground to furnish any of the following services or materials: electricity, gases, steam, liquid petroleum products, telephone or

other communications, cable television, sewage and drainage removal, traffic or other control systems or water.

Unit Price Work - Work to be paid for on the basis of unit prices.

Work - The entire completed construction or the various separately identifiable parts thereof required to be furnished under the Contract documents. Work is the result of performing services, furnishing labor and furnishing and incorporating materials and equipment into the construction, all as required by the Contract documents.

Work Directive Change - A written directive to Contractor, issued on or after the effective date of the Agreement and signed by Owner and recommended by Project Representative ordering an addition, deletion or revision in the Work, or responding to differing or unforeseen physical conditions under which the Work is to be performed or to emergencies. A work directive change may not change the Contract price or the Contract time; but is evidence that the parties expect that the change directed or documented by a work directive change will be incorporated in a subsequently issued change order following negotiations by the parties as to its effect, if any, on the Contract price or Contract time.

Written Amendment - A written amendment of the Contract documents, signed by Owner and Contractor on or after the effective date of the Agreement and normally dealing with the non-engineering or non-technical rather than strictly work related aspects of the Contract documents.

ARTICLE 2. PRELIMINARY MATTERS

Computation of Time: When time is referred to in the Contract documents by days, it will be computed to exclude the first and include the last day of such period. If the last day of any such period falls on a Saturday or Sunday or legal holiday, such day will be omitted from the computation.

2.1 The Contractor must submit a proposed schedule of the Work at the preconstruction conference. The purpose of this schedule is to enable the Owner to govern the Work, to protect the functions of the local government and its citizens and to aid in providing appropriate surveillance. The Owner shall have the right to reschedule Work provided such rescheduling is in accord with the remainder of terms of the Contract. The schedule shall show, as a minimum, the approximate dates on which each segment of the Work is expected to be started and finished, the proposed traffic flows during each month, the anticipated earnings by the Contractor for each month and the approximate number of crews and equipment to be used. The Owner, after necessary rescheduling and obtaining additional information for specific purposes, shall review and approve the schedule. The Contractor shall also forward to the Owner, as soon as practicable after the first day of each month, a summary report of the progress of the various parts of the Work under the Contract, in fabrication and in the field, stating the existing status, estimated time of completion and cause of delay, if

any. Together with the summary report, the Contractor shall submit any necessary revisions to the original schedule for the Owner's review and approval. In addition, more detailed schedules may be required by the Owner for daily traffic control.

- 2.2 A Notice to Proceed may be given at any time within thirty (30) days after the effective date of the Agreement. The Contract time will commence at the time specified in such notice. Contractor shall start to perform the Work on the date specified in the Notice to Proceed, but no Work shall be done at the site prior to the date on which the Contract time commences to run.
- 2.3 If at any time the materials and appliances to be used appear to the Owner as insufficient or improper for securing the quality of Work required or the required rate of progress, the Owner may order the Contractor to increase his efficiency or to improve the character of his Work and the Contractor shall conform to such an order. The failure of the Owner to demand any increase of such efficiency of any improvement shall not release the Owner from his obligation to secure the quality of Work or the rate of progress necessary to complete the Work within the limits imposed by the Contract. The Owner may require the Contractor to remove from the Work such employees as the Owner deems incompetent, careless, insubordinate or otherwise objectionable, or whose continued employment on the Work is deemed to be contrary to the Owner's interest.
- 2.4 The Owner reserves the right to let other Contracts in connection with this Work. The Contractor shall afford other Contractors reasonable opportunity for the introduction and storage of their materials and execution of their Work, and promptly connect and coordinate the Work with theirs.

ARTICLE 3. CONTRACT DOCUMENTS: INTENT, AMENDING, RE-USE

- 3.1 The Contract documents comprise the entire Agreement between Owner and Contractor concerning the Work. The Contract documents are complementary; what is called for by one is as binding as if called for by all. The Contract documents will be construed in accordance with the laws and ordinances of the State of Florida and Manatee County.

Should a conflict exist within the Contract documents, the precedence in ascending order of authority are as follows: 1) Standard Printed Contract Documents, 2) Special Conditions, 3) General Conditions, and 4) Drawings.

Note: Computed dimensions shall govern over scaled dimensions.

- 3.2 It is the intent of the Contract documents to describe a functionally complete project (or part thereof) to be constructed in accordance with the Contract documents. Any work, materials or equipment that may reasonably be inferred from the Contract documents as being required to produce the intended result will be supplied whether or not specifically called for. When words which have a well-known technical or trade meaning are used to describe work, materials, or

equipment, such words shall be interpreted in accordance with that meaning. Reference to standard specifications, manuals or codes of any technical society, organization or association, or to the laws or regulations of any governmental authority, whether such reference be specific or by implication, shall mean the latest standard specification, manual, code or laws or regulations in effect at the time of opening of Bids, except as may be otherwise specifically stated. However, no provision of any referenced standard specification, manual or code (whether or not specifically incorporated by reference in the Contract documents) shall be effective to change the duties and responsibilities of Owner, Contractor or Engineer, or any of their agents or employees from those set forth in the Contract documents.

3.3 The Contract documents may be amended to provide for additions, deletions and revisions in the Work or to modify the terms and conditions thereof in one or more of the following ways:

3.3.1 A Formal Written Amendment

3.3.2 A Change Order

3.3.3 Administrative Contract Adjustment (ACA)

3.3.4 A Work Directive Change

3.4 In addition, the requirements of the Contract documents may be supplemented and minor variations and deviations in the Work may be authorized in one or more of the following ways:

3.4.1 Discretionary Work – Field Directive

3.4.2 Engineer's approval of a Shop Drawing or sample

ARTICLE 4. CONTRACTOR'S RESPONSIBILITIES

4.1 Contractor shall keep on the Work at all times during its progress a competent resident superintendent; who shall be the Contractor's representative at the site and shall have authority to act on behalf of Contractor. All communications given to the superintendent shall be as binding as if given to Contractor.

4.2 Contractor shall provide competent, suitable qualified personnel to survey and lay out the Work and perform construction as required by the Contract documents. Contractor shall at all times maintain good discipline and order at the site. Except in connection with the safety or protection of persons or the Work or property at the site or adjacent thereto and except as otherwise indicated in the Contract documents, all Work at the site shall be performed during regular working hours and Contractor will not permit overtime work or the

performance of work on Saturday, Sunday or legal holiday without Owner's written consent given after prior notice to Engineer (at least seventy-two (72) hours in advance).

- 4.2.1 Contractor shall pay for all additional engineering charges to the Owner for any overtime work which may be authorized. Such additional engineering charges shall be a subsidiary obligation of Contractor and no extra payment shall be made by Owner on account of such overtime work. At Owner's option, overtime costs may be deducted from Contractor's monthly payment request or Contractor's retainage prior to release of final payment.
- 4.3 Unless otherwise specified, Contractor shall furnish and assume full responsibility for all bonds, insurance, materials, equipment, labor, transportation, construction equipment and machinery, tools, appliances, fuel, power, light, heat, telephone, water, sanitary facilities, temporary facilities and all other facilities and incidentals necessary for the furnishing, performance, testing, start-up and completion of the Work.
- 4.4 All materials and equipment shall be of good quality and new, except as otherwise provided in the Contract documents. If required by Engineer, Contractor shall furnish satisfactory evidence (including reports of required tests) as to the kind and quality of materials and equipment. All materials and equipment shall be applied, installed, connected, erected, used, cleaned and conditioned in accordance with the instruction of the applicable supplier except as otherwise provided in the Contract documents.
- 4.5 Contractor shall be fully responsible to Owner for all acts and omissions of the Subcontractors, Suppliers and other persons and organizations performing or furnishing any of the Work under a direct or indirect Contract with Contractor just as Contractor is responsible for Contractor's own acts and omissions. Nothing in the Contract documents shall create any contractual relationship between Owner or Engineer and any such Subcontractor, Supplier or other person or organization, nor shall it create any obligation on the part of Owner to pay or to see to the payment of any monies due any such Subcontractor, Supplier or other person or organization.
- 4.6 Permits: Unless otherwise provided, Contractor shall obtain and pay for all construction permits and licenses. Owner shall assist Contractor, when necessary, in obtaining such permits and licenses. Contractor shall pay all governmental charges and inspection fees necessary for the prosecution of the Work.
- 4.7 During the progress of the Work, Contractor shall keep the premises free from accumulation of waste materials rubbish and other debris resulting from the Work. At the completion of the Work, Contractor shall remove all waste

materials, rubbish, and debris from and about the premises as well as all tools, appliances, construction equipment and machinery and surplus materials and shall leave the site clean and ready for occupancy by Owner. Contractor shall restore to original conditions all property not designated for alteration by the Contract documents.

- 4.8 Contractor shall not load nor permit any part of any structure to be loaded in any manner that will endanger the structure, nor shall Contractor subject any part of the Work or adjacent property to stresses or pressures that will endanger it.
- 4.9 Safety and Protection: Contractor shall comply with the Florida Department of Commerce Safety Regulations and any local safety regulations. Contractor shall be responsible for initiating, maintaining and supervising all safety precautions and programs in connection with the Work. Contractor shall take all necessary precautions for the safety of and shall provide the necessary protection to prevent damage, injury or loss to:
- 4.9.1 all employees on the work and other persons and organizations who may be affected thereby;
- 4.9.2 all the work and materials and equipment to be incorporated therein, whether in storage on or off the site; and
- 4.9.3 other property at the site or adjacent thereto, including trees, shrubs, lawns, walks, pavements, roadways, structures, utilities and underground facilities not designated for removal, relocation or replacement in the course of construction.
- 4.9.4 Contractor shall comply with all applicable laws and regulations of any public body having jurisdiction for the safety of persons or property or to protect them from damage, injury or loss; and shall erect and maintain all necessary safeguards for such safety and protection. Contractor shall provide and maintain all passageways, guard fences, lights and other facilities for the protection required by public authority or local conditions. Contractor shall provide reasonable maintenance of traffic way for the public and preservation of the Owner's business, taking into full consideration all local conditions. Contractor's duties and responsibilities for the safety and protection of the Work shall continue until such time as all the Work is completed.
- 4.10 Emergencies: In emergencies affecting the safety or protection of persons or the Work or property at the site or adjacent thereto, Contractor, without special instruction or authorization from Engineer or Owner, is obligated to act to prevent threatened damage, injury or loss. Contractor shall give Owner prompt written notice if Contractor believes that any significant changes in the Work or variations from the Contract documents have been caused thereby. If Owner

determines that a change in the Contract documents is required because of the action taken in response to an emergency, a work directive change or change order will be issued to document the consequences of the changes or variation.

4.11 For substitutes not included with the Bid, but submitted after the effective date of the Agreement, Contractor shall make written application to Engineer for acceptance thereof, certifying that the proposed substitute will perform adequately the functions and achieve the results called for by the general design, be similar and of equal substance to that specified and be suited to the same use as that specified. The application will also contain an itemized estimate of all costs and delays or schedule impacts that will result directly or indirectly from review, acceptance and provisions of such substitute, including costs of redesign and claims of other Contractors affected by the resulting change, all of which will be considered by the Engineer in evaluating the proposed substitute. Engineer may require Contractor to furnish at Contractor's expense, additional data about the proposed substitute. In rendering a decision, Owner/Engineer and Contractor shall have access to any available float time in the construction schedule. In the event that substitute materials or equipment not included as part of the Bid, but proposed after the effective date of the Agreement, are accepted and are less costly than the originally specified materials or equipment, then the net difference in cost shall be credited to the Owner and an appropriate change order executed.

4.11.1 If a specific means, method, technique, sequence of procedure of construction is indicated in or required by the Contract documents, Contractor may furnish or utilize a substitute means, method, sequence, technique or procedure of construction acceptable to Engineer if Contractor submits sufficient information to allow Engineer to determine that the substitute proposed is equivalent to that indicated or required by the Contract documents.

4.11.2 Engineer will be allowed a reasonable time within which to evaluate each proposed substitute. Engineer will be the sole judge of acceptability and no substitute will be ordered, installed or utilized without Engineer's prior written acceptance which will be evidenced by either a change order or an approved shop drawing. Owner may require Contractor to furnish at Contractor's expense a special performance guarantee or other surety with respect to any substitute.

4.11.3 Contractor shall reimburse Owner for the charges of Engineer and Engineer's Consultants for evaluating each proposed substitute submitted after the effective date of the Agreement and all costs resulting from any delays in the Work while the substitute was undergoing review.

- 4.12 The Contractor shall furnish, free of charge, all labor, stakes, surveys, batter boards for structures, grade lines and other materials and supplies and shall set construction stakes and batter boards for establishing lines, position of structures, slopes and other controlling points necessary for the proper prosecution of the construction work. Where rights-of-way, easements, property lines or any other conditions which make the lay-out of the project or parts of the project critical are involved, the Contractor will employ a competent surveyor who is registered in the State of Florida for lay-out and staking. These stakes and marks shall constitute the field control by and in accord with which the Contractor shall govern and execute the Work. The Contractor will be held responsible for the preservation of all stakes, marks and if for any reason any of the stakes or marks or batter boards become destroyed or disturbed, they will be immediately and accurately replaced by the Contractor.
- 4.13 The Contractor has, by careful examination, satisfied himself as to the nature and location of the Work and all other matters which can in any way affect the Work under this Contract, including, but not limited to details pertaining to boring, as shown on the drawings, are not guaranteed to be more than a general indication of the materials likely to be found adjacent to holes bored at the site of the Work, approximately at the locations indicated. The Contractor shall examine boring data, where available, and make his own interpretation of the subsoil investigations and other preliminary data, and shall base his Bid on his own opinion of the conditions likely to be encountered. In no event shall an extension of time be considered for any conditions that existed at the time of bidding, nor shall the Contractor receive extra compensation for completion of the project as intended by the drawings and in keeping with the Contact documents. No verbal agreement or conversation with any officer, agent or employee of the Owner, before or after the execution of this Contract, shall affect or modify any of the terms or obligations herein contained.
- 4.14 If the Contractor, in the course of the Work, finds that the drawings and/or Contract documents cannot be followed, he shall immediately inform the Owner in writing, and the Owner shall promptly check the accuracy of the information. Any work done after such discovery, until any necessary changes are authorized, will be done at the Contractor's risk.

ARTICLE 5. OWNER'S RESPONSIBILITIES

- 5.1 Owner shall furnish the data required of Owner under the Contract documents promptly and shall make payments to the Contractor within a reasonable time (no more than twenty (20) days) after the Work has been accepted by the Owner. The form of all submittals, notices, change orders and other documents permitted or required to be used or transmitted under the Contract documents shall be determined by the Owner/Engineer. Standard County forms shall be utilized.

- 5.2 The Owner shall provide the lands upon which the Work under this Contract is to be done, except that the Contractor shall provide all necessary additional land required for the erection of temporary construction facilities and storage of his materials, together with right of access to same.
- 5.3 The Owner shall have the right to take possession of and use any completed portions of the Work, although the time for completing the entire Work or such portions may not have expired, but such taking possession and use shall not be deemed an acceptance of any Work not completed in accordance with the Contract documents.

ARTICLE 6. CHANGES IN THE WORK

- 6.1 Without invalidating the Agreement and without notice to any Surety, Owner may, at any time, order additions, deletions or revisions in the Work. These will be authorized by a written amendment, a change order, or a work directive change. Upon receipt of any such document, Contractor shall promptly proceed with the Work involved which will be performed under the applicable conditions of the Contract documents (except as otherwise specifically provided).
- 6.2 Contractor shall not be entitled to an increase in the Contract price or an extension of the Contract time with respect to any Work performed that is not required by the Contract documents as amended, modified and supplemented.
- 6.3 Owner and Contractor shall execute appropriate change orders (or written amendments) covering changes in the Work which are ordered by Owner, or which may be required because of acceptance of defective Work.
- 6.4 At any time Engineer may request a quotation from Contractor for a proposed change in the Work and within twenty-one (21) calendar days after receipt, Contractor shall submit a written and detailed proposal for an increase or decrease in the Contract price or Contract time for the proposed change. Engineer shall have twenty-one (21) calendar days after receipt of the detailed proposal to respond in writing. The proposal shall include an itemized estimate of all costs and time for performance that will result directly or indirectly from the proposed change. Unless otherwise directed, itemized estimates shall be in sufficient detail to reasonably permit an analysis by Engineer of all material, labor, equipment, subcontracts, overhead costs and fees, and shall cover all Work involved in the change, whether such Work was deleted, added, changed or impacted. Notwithstanding the request for quotation, Contractor shall carry on the Work and maintain the progress schedule. Delays in the submittal of the written and detailed proposal will be considered non-prejudicial.

ARTICLE 7. CHANGE OF CONTRACT PRICE

- 7.1 The Contract price constitutes the total compensation (subject to authorized adjustments) payable to Contractor for performing the Work. All duties, responsibilities and obligations assigned to or undertaken by Contractor shall be at his expense without change in the Contract price.
- 7.2 The Contract price may only be changed by change order or by a written amendment. Any claim for an increase or decrease in the Contract price shall be based on written notice delivered by the party making the claim to the other party. Notice of the amount of the claim with supporting data shall be delivered within ten (10) days from the beginning of such occurrence and shall be accompanied by claimant's written statement that the amount claimed covers all known amounts (direct, indirect and consequential) to which the claimant is entitled as a result of the occurrence of said event.
- 7.3 The value of any Work covered by a change order or of any claim for an increase or decrease in the Contract price shall be determined in one of the following ways (at Owner's discretion):
- 7.3.1 Where the Work involved is covered by unit prices contained in the Contract documents, cost will be determined by application of such unit prices to the quantities of the items involved.
- 7.3.2 By mutual acceptance of lump sum.
- 7.3.3 On the basis of the cost of the Work, plus a 15% Contractor's fee for overhead and profit. (Contractor shall submit an itemized cost breakdown together with supporting data.)
- 7.4 Either Owner or Contractor may make a claim for an adjustment in the Contract price. The unit price of an item of Unit Price Work shall be subject to re-evaluation and adjustment under the following conditions:
- 7.4.1 If the total cost of a particular item of Unit Price Work amounts to 5% or more of the Contract price and the variation in the quantity of the particular item of Unit Price Work performed by Contractor differs by more than 15% from the estimated quantity of such item indicated in the Agreement; and
- 7.4.2 If there is no corresponding adjustment with respect to any other item of Work; and
- 7.4.3 If a Contractor believes that it has incurred additional expense as a result thereof; or

7.4.4 If Owner believes that the quantity variation entitles it to an adjustment in the unit price; or

7.4.5 If the parties are unable to agree as to the effect of any such variations in the quantity of Unit Price Work performed.

ARTICLE 8. CHANGE OF CONTRACT TIME

8.1 Contract time may only be changed by a change order or a written amendment. Any claim for an extension or shortening of the Contract time shall be based on written notice delivered by the party making the claim to the other party. Notice of the extent of the claim with supporting data shall be delivered within fifteen (15) days from detection or beginning of such occurrence and shall be accompanied by the claimant's written statement that the adjustment claimed is the entire adjustment to which the claimant has reason to believe it is entitled as a result of the occurrence of said event.

8.2 The Contract time will be extended in an amount equal to time lost due to delays beyond the control of Contractor. Such delays shall include, but not be limited to, acts or neglect by Owner or others performing additional Work; or to fires, floods, epidemics, abnormal weather conditions or acts of God.

8.3 All time limits stated in the Contract documents are of the essence.

ARTICLE 9. WARRANTY, TEST/INSPECTION, CORRECTION

9.1 Contractor warrants (for a minimum period of three (3) years or as otherwise stated herein) and guarantees to Owner that all Work will be in accordance with the Contract documents and will not be defective; that Owner, representatives of Owner, governmental agencies with jurisdictional interests will have access to the Work at reasonable time for their observation, inspecting and testing (Contractor shall give Engineer timely notice of readiness of the Work for all required approvals and shall assume full responsibility, including costs, in obtaining required tests, inspections, and approval certifications and/or acceptance, unless otherwise stated by Owner).

9.2 If any Work (including work of others) that is to be inspected, tested, or approved is covered without written concurrence of Engineer, it must, if requested by Engineer, be uncovered for observation. Such uncovering shall be at Contractor's expense unless Contractor has given Engineer timely notice of Contractor's intention to cover the same and Engineer has not acted with reasonable promptness in response to such notice. Neither observations by Engineer nor inspections, tests, or approvals by others shall relieve Contractor from Contractor's obligations to perform the Work in accordance with the Contract documents.

9.3 If the Work is defective, or Contractor fails to supply sufficient skilled workers, or suitable materials or equipment, or fails to furnish or perform the Work in such a way that the completed Work will conform to the Contract documents, Owner may order Contractor to stop the Work, or any portion thereof and terminate payments to the Contractor until the cause for such order has been eliminated. Contractor shall bear all direct, indirect and consequential costs for satisfactory reconstruction or removal and replacement with non-defective Work, including, but not limited to fees and charges of engineers, architects, attorneys and other professionals and any additional expenses experienced by Owner due to delays to other Contractors performing additional Work and an appropriate deductive change order shall be issued. Contractor shall further bear the responsibility for maintaining schedule and shall not be entitled to an extension of the Contract time and the recovery of delay damages due to correcting or removing defective Work.

9.3.1 If Contractor fails within seven (7) days after written notice to correct defective Work, or fails to perform the Work in accordance with the Contract documents, or fails to comply with any other provision of the Contract documents, Owner may correct and remedy any such deficiency to the extent necessary to complete corrective and remedial action. Owner may exclude Contractor from all or part of the site, take possession of all or part of the Work, Contractor's tools, construction equipment and machinery at the site or for which Owner has paid Contractor but which are stored elsewhere. All direct and indirect costs of Owner in exercising such rights and remedies will be charged against Contractor in an amount approved as to reasonableness by Engineer and a change order will be issued incorporating the necessary revisions.

9.3.2 If within three (3) years after the date of completion or such longer period of time as may be prescribed by laws or regulations or by the terms of any applicable special guarantee required by the Contract documents, any Work is found to be defective, Contractor shall promptly, without cost to Owner and in accordance with Owner's written instructions, either correct such defective Work or if it has been rejected by Owner, remove it from the site and replace it with non-defective Work. If Contractor does not promptly comply with the terms of such instruction, Owner may have the defective Work corrected/removed and all direct, indirect and consequential costs of such removal and replacement will be paid by Contractor.

ARTICLE 10. SUSPENSION/TERMINATION OF WORK

10.1 Owner may, at any time and without cause, suspend the Work or any portion thereof for a period of not more than ninety (90) days by written notice to Contractor, which will fix the date on which Work will be resumed. Contractor shall be allowed an increase in the Contract price or an extension of the Contract

time, or both, directly attributable to any suspension if Contractor makes an approved claim therefore.

10.2 Owner may terminate the Contract if Contractor commences a voluntary case under any chapter of the Bankruptcy Code or any similar action by filing a petition under any other federal or state law relating to the bankruptcy or insolvency; if a petition is filed against the Contractor under any chapter of the Bankruptcy Code or similar relief under any other federal or state law; if Contractor persistently fails to perform the Work in accordance with the Contract documents; if Contractor disregards laws or regulations of any public body having jurisdiction or the Engineer; or otherwise violates in any substantial way any provisions of the Contract.

10.2.1 Owner may, after giving Contractor (and the Surety, if there is one) seven (7) days written notice and to the extent permitted by laws and regulations, terminate the services of Contractor; exclude Contractor from the site and take possession of the Work and of all Contractor's tools, construction equipment and machinery at the site and use the same to the full extent they could be used (without liability to Contractor for trespass or conversion); incorporate in the Work all materials and equipment stored at the site or for which Owner has paid Contractor but which are stored elsewhere, and finish the Work as Owner may deem expedient. In such case, Contractor shall not be entitled to receive any further payment beyond an amount equal to the value of material and equipment not incorporated in the Work, but delivered and suitably stored, less the aggregate of payments previously made. If the direct and indirect costs of completing the Work exceed the unpaid balance of the Contract price, Contractor shall pay the difference to Owner. Such costs incurred by Owner shall be verified by Owner and incorporated in a change order; but in finishing the Work, Owner shall not be required to obtain the lowest figure for the Work performed. Contractor's obligations to pay the difference between such costs and such unpaid balance shall survive termination of the Agreement.

10.3 If, through no act or fault of Contractor, the Work is suspended for a period of more than ninety (90) days by Owner or under an order of court or other public authority, or Engineer fails to act on any application or fails to pay Contractor any sum finally determined to be due; then Contractor may, upon seven (7) days written notice to Owner terminate the Agreement and recover from Owner payment for all Work executed, any expense sustained plus reasonable termination expenses. In lieu of terminating the Agreement, if Engineer has failed to act on any application of payment or Owner has failed to make any payment as aforesaid, Contractor may upon seven (7) days written notice to Owner stop the Work until payment of all amounts then due.

ARTICLE 11. CONTRACT CLAIMS

- 11.1 The rendering of a decision by Engineer with respect to any such claim, dispute or other matter (except any which have been waived by the making or acceptance of final payment) will be a condition precedent to any exercise by Owner or Contractor of such right or remedies as either may otherwise have under the Contract documents or by laws or regulations in respect of any such claim, dispute or other matter. No action, either at law or at equity, shall be brought in connection with any such claim, dispute or other matter later than thirty (30) days after the date on which Owner/Engineer has rendered such written decision in respect thereof. Failure to bring an action within said thirty (30) day period shall result in Engineer's decision being final and binding on the Contractor. In no event may any such action be brought after the time at which instituting such proceedings would be otherwise barred by the applicable statute of limitations.
- 11.2 Before bringing any action in court pertaining to any claim, dispute or other matter in question(s) arising out of or relating to the Contract documents or the breach thereof, or Engineer's final decision, except for claims which have been waived by the making and acceptance of final payment, the Contractor shall first submit written notice(s) of Contract claims to the Purchasing Official for a decision; within the earlier of sixty (60) days after the last date on which the Contractor provided any goods or services required by the Contract or after the date on which the Contractor knew or should have known such a claim existed. The Manatee County Code of Laws, Section 2-26-63, Contract Claims, details the requirements and process for such a claim.

ARTICLE 12. RESIDENT PROJECT REPRESENTATIVE - DUTIES, RESPONSIBILITIES

- 12.1 Resident Project Representative is Engineer/Owner's Agent, who will act as directed by and under the supervision of the Engineer, and who will confer with Owner/Engineer regarding his actions. Resident Project Representative's dealing in matters pertaining to the on-site Work shall, in general, be only with the Owner/Engineer and Contractor and dealings with Subcontractors shall only be through or with the full knowledge of Contractor.
- 12.2 Resident Project Representative will:
- 12.2.1 Review the progress schedule, schedule of shop drawing submissions and schedule of values prepared by Contractor and consult with Owner/Engineer concerning their acceptability.
 - 12.2.2 Attend preconstruction conferences. Arrange a schedule of progress meetings and other job conferences as required in consultation with Owner/Engineer and notify those expected to attend in advance. Attend meetings and maintain and circulate copies of minutes thereof.

- 12.2.3 Serve as Owner/Engineer's liaison with Contractor, working principally through Contractor's superintendent and assist him in understanding the intent of the Contract documents. As requested by Owner/Engineer, assist in obtaining additional details or information when required at the job site for proper execution of the Work.
- 12.2.4 Receive and record date of receipt of shop drawings and samples, receive samples which are furnished at the site by Contractor and notify Owner/Engineer of their availability for examination.
- 12.2.5 Advise Owner/Engineer and Contractor or his superintendent immediately of the commencement of any Work requiring a shop drawing or sample submission if the submission has not been approved by the Owner/Engineer.
- 12.2.6 Conduct on-site observations of the Work in progress to assist Owner/Engineer in determining if the Work is proceeding in accordance with the Contract documents and that completed Work will conform to the Contract documents.
- 12.2.7 Report to Owner/Engineer whenever he believes that any Work is unsatisfactory, faulty or defective or does not conform to the Contract documents, or does not meet the requirements of any inspections, tests or approvals required or if Work has been damaged prior to final payment; and advise Owner/Engineer when he believes Work should be corrected or rejected or should be uncovered of observation or requires special testing, inspection or approval.
- 12.2.8 Verify that tests, equipment and system start-ups and operating and maintenance instructions are conducted as required by the Contract documents and in the presence of the required personnel, and that Contractor maintains adequate records thereof; observe, record and report to Engineer appropriate details relative to the test procedures and start-ups.
- 12.2.9 Accompany visiting inspectors representing public or other agencies having jurisdiction over the project; record the outcome of these inspections and report to Owner/Engineer.
- 12.2.10 Transmit to Contractor, Owner/Engineer's clarifications and interpretations of the Contract documents.
- 12.2.11 Consider and evaluate Contractor's suggestions or modifications in drawings or Contract Documents and report them with recommendations to Owner/Engineer.

- 12.2.12 Maintain at the job site orderly files for correspondence, reports of job conferences, shop drawings and sample submissions, reproductions of original Contract documents including all addenda, change orders, field orders, additional drawings issued subsequent to the execution of the Contract, Owner/Engineer's clarifications and interpretations of the Contract documents, progress reports and other project related documents.
- 12.2.13 Keep a diary or log book, recording hours on the job site, weather conditions, data relative to questions of extras or deductions; list of visiting officials and representatives or manufacturers, fabricators, suppliers and distributors; daily activities, decisions, observations in general and specific observations in more detail as in the case of observing test procedures. Send copies to Owner/Engineer.
- 12.2.14 Record names, addresses and telephone numbers of all Contractors, Subcontractors and major Suppliers of materials and equipment.
- 12.2.15 Furnish Owner/Engineer periodic reports as required of progress of the Work and Contractor's compliance with the approved progress schedule and schedule of shop drawing submissions.
- 12.2.16 Consult with Owner/Engineer in advance of scheduling major tests, inspections or start of important phases of the Work.
- 12.2.17 Report immediately the occurrence of any accident.
- 12.2.18 Review applications for payment with Contractor for compliance with the established procedure for their submission and forward them with recommendations to Owner/Engineer, noting particularly their relation to the Schedule of Values, Work completed and materials and equipment delivered at the site but not incorporated in the Work.
- 12.2.19 During the course of the Work, verify that certificates, maintenance and operations manuals and other data required to be assembled and furnished by Contractor are applicable to the items actually installed, and deliver this material to Owner/Engineer for his review prior to final acceptance of the Work.
- 12.2.20 Before Owner/Engineer issues a Certificate of Substantial Completion, submit to Contractor a list of observed items requiring completion or correction.
- 12.2.21 Conduct final inspection in the company of Owner/Engineer and Contractor and prepare a final list of items to be completed or corrected.

12.2.22 Verify that all items on final list have been completed or corrected and make recommendations to Owner/Engineer concerning acceptance.

12.3 Except upon written instructions of Owner/Engineer, Resident Project Representative:

12.3.1 Shall not authorize any deviation from the Contract documents or approve any substitute materials or equipment;

12.3.2 Shall not exceed limitations on Owner/Engineer's authority as set forth in the Contract documents;

12.3.3 Shall not undertake any of the responsibilities of Contractor, Subcontractors or Contractor's superintendent, or expedite the Work;

12.3.4 Shall not advise on or issue directions relative to any aspect of the means, methods, techniques, sequences or procedures of construction unless such is specifically called for in the Contract documents;

12.3.5 Shall not advise on or issue directions as to safety precautions and programs in connection with the Work;

12.3.6 Shall not authorize Owner to occupy the project in whole or in part; and

12.3.7 Shall not participate in specialized field or laboratory tests.

ARTICLE 13. APPRENTICES

13.1 If successful Contractor employs apprentices, he shall be governed and comply with the provisions of F.S. § 446.011.

NOTE: The form of all submittals, notices, change orders and other documents permitted or required to be used or transmitted under the Contract shall be determined by the County. Standard County forms shall be utilized.

END OF SECTION

MAILING LABEL

Cut along the outside border and affix this label to your sealed Bid envelope to identify it as a "Sealed Bid". Be sure to include the name of the company submitting the Bid and the Bid due date and time where requested.

MAILING LABEL TO AFFIX TO OUTSIDE OF SEALED BID PACKAGE:

SEALED BID - DO NOT OPEN

CONTRACTOR: _____

SEALED BID NO: IFB #13-1121CD

**BID TITLE: 51st Avenue East at 15th Street East Intersection
Improvements**

DUE DATE/TIME: _____ @ _____

Special Provisions

Table of Contents

Section	Page
GENERAL.....	1
STANDARD SPECIFICATIONS.....	1
NO SEPARATE PAYMENT FOR SPECIAL PROVISIONS.....	1
MATERIALS.....	1
LABORATORY TESTING.....	2
MEASUREMENT AND PAYMENT.....	2
RESTORATION.....	3
COOPERATION WITH OTHERS.....	3
PRIORITY.....	3
SITE INVESTIGATION.....	3
PROJECT IDENTIFICATION SIGNS.....	4
SPECIAL TERMS AND CONDITIONS.....	5
MAINTENANCE OF TRAFFIC.....	6
MAINTENANCE OF TRAFFIC PLAN.....	6
THERMOPLASTIC TRAFFIC STRIPES AND MARKINGS.....	6
RAILROAD CROSSING.....	6
MAINTENANCE OF STORM DRAINAGE SYSTEM.....	7
SIDEWALKS TO REMAIN OPEN.....	7
DUST CONTROL.....	7
UNDERGROUND UTILITY LOCATIONS.....	7
UTILITY COORDINATION.....	8
UTILITY CONFLICTS.....	8
DAILY CLEAN-UP REQUIREMENTS.....	8
MAINTENANCE AND RESTORATION OF JOB SITE.....	8
NOTICE AND SERVICE THEREOF.....	9
REQUIREMENTS FOR CONTROL OF THE WORK.....	9
PROJECT SCHEDULE.....	10
USE OF PRIVATE PROPERTY.....	11
CONSTRUCTION PHOTOGRAPHY.....	11
POST-CONSTRUCTION STORM PIPE TESTING.....	13
CONTRACTOR TO EXECUTE NPDES “NOTICE OF INTENT”.....	13
WORKSITE TRAFFIC SUPERVISOR.....	14
CONTRACTOR’S SUPERVISION.....	14
LIST OF EMERGENCY CONTACT NUMBERS & UTILITY SERVICE MAINTENANCE...	15
EXISTING SIDEWALK.....	15
PEDESTRIAN ACCESS.....	15
RECORD DRAWINGS AND PROJECT CERTIFICATION.....	15
CRUSHED CONCRETE BASE.....	17
CLARIFICATION OF SPECIFIC LINE ITEMS.....	19
DISCRETIONARY WORK (Contingency).....	20

MATERIAL TESTING TABLE	20
SHOP DRAWING SUBMITTAL COVER SHEET	22

SPECIAL PROVISIONS

GENERAL

This Section amends enhances or otherwise revises the Technical Specifications.

STANDARD SPECIFICATIONS

The standard Specifications to be used for this work shall be Division II and III of the Florida Department of Transportation (FDOT) *Standard Specifications for Road and Bridge Construction*, 2010 Edition and all Supplemental Specifications thereto, hereinafter referred to as the *Standard Specifications*, for roadway construction, except as amended under this Contract, or as noted on the construction plans meeting the Manatee County Highway, Traffic & Stormwater Standards (dated 2007).

The Contractor's work shall follow the Manatee County Public Works Utility Standards and Specifications (dated 2011) for the water main work, reclaimed water main, sanitary sewer and force main work.

These specifications cover the usual construction requirements for work specified by the County Public Works Department; however, in the event it is determined that the specific work to be done is of such a nature that the method of construction, type and/or kind of material is not defined by the *Standard Specifications*, such work shall be performed in accordance with the Special Provisions.

The apparent silence of the Specifications as to any detail or the apparent omission from them of a detailed description concerning any work to be done and materials to be furnished shall be regarded as meaning that only the best general practice is to prevail and that only material and workmanship of the best quality is to be used. Interpretation of these specifications shall be made upon that basis.

NO SEPARATE PAYMENT FOR SPECIAL PROVISIONS

No separate payment will be made for the Contractor to execute Special Provisions. All expenses borne by the Contractor shall be included in the individual unit prices for the particular pay item.

MATERIALS

Delivery Tickets: It will be necessary to submit a copy of all delivery tickets for materials used on the project, regardless of the basis of payment.

Job Mix Formula for Asphaltic Concrete: Attention is directed to the requirement that job mix formulas for asphaltic concrete, of the type specified, be submitted at least 14 days before plant operations begin. The submitted formula should be derived, or approved, by the laboratory approved by the Owner to make test on the Project. Costs for such job mix formulation will be paid by the Contractor directly to the assigned laboratory.

Job Mix Formula for Portland Cement Concrete: Attention is directed to the requirement that job mix design formulas for all Portland Cement Concrete, of the type specified, be submitted at least 14 days prior to use on the project. The submitted formulas shall be derived or approved by the Owner and/or its agents. All concrete mix designs shall meet FDOT Concrete Class mix guidelines, except as follows: when approved, in writing by the Engineer, an Alternate Class I Concrete mix design formula, for concrete curb and gutter to be placed by automated curb machines, may show, as a substitution for #57 aggregate, an amount of #89 aggregate not to exceed 33 percent, by weight, of the #57 aggregate.

LABORATORY TESTING

Testing for the Work shall be performed at no expense to the Contractor. However, any test that fails or is not performed, as a result of the Contractor's action will, in turn, be back-charged to the Contractor, including the cost of all re-testing due to defective materials or construction. The testing laboratory shall be approved by the Owner.

The samples and tests used for determining the quality and acceptability of the materials and workmanship, which have been or are to be incorporated in the Work, shall conform to the requirements of the State of Florida Department of Transportation Materials Sampling, Testing and Reporting Guide, latest edition.

Testing shall also be in accordance with the applicable portions of Section 6 of the *Standard Specifications* and these specifications.

MEASUREMENT AND PAYMENT

All work completed under the terms of this contract shall be measured according to United States Standard Measures.

All measurements shall be taken horizontally or vertically unless specifically provided otherwise.

No payment will be made for construction over a greater area than authorized, nor for material moved from outside of stakes and data shown on the plans, except when such work is performed upon instructions of the Engineer.

The Contractor shall accept compensation provided under the terms of this contract as full payment for furnishing all materials and for performing all work contemplated and embraced under this contract. Such compensation shall also be for any and all loss or damage arising out of the nature of the work or from the action of the elements, or from any unforeseen difficulties or obstructions encountered during the contract period until final acceptance by the Owner.

Whenever any change, or combination of changes, on the plans results in an increase or decrease in the original contract quantities, and the work added or decreased/eliminated is of the same general character as that called for on the plans, the Contractor shall accept payment in full at the

original contract unit prices for the actual quantity of work performed, with no allowance for any loss of anticipated profits.

It is the Contractor's responsibility to perform a detailed quantity take-off from the plans to determine actual quantities for ordering and delivery purposes. The Owner will not be responsible for quantities ordered in excess of those installed and constructed. The Contractor should be aware that some of the pay items may have contingency quantities. Payment shall be made only for final in-place quantities.

No payment shall be made for contingency quantities or additional work unless otherwise directed and approved in writing by the Engineer.

Bid Schedule Completion - the blank spaces in the bid schedule shall be filled in correctly where indicated for each and every item for which a description is given, as the bidder must state the unit prices for which he proposes to do each part of the work contemplated, and the total price for all the parts included in any or all of the combinations of the work. In case of a discrepancy, the written words for "unit price", where stated, shall be considered as being the unit price. If the bid schedule does not use the written words for the unit price, then the numerically correct "total price", shall be considered as being the total price.

RESTORATION

Payment for restoration shall be covered under the applicable restoration Pay Items as specified in the bid. If a specific restoration Pay Item is not listed in the bid, the cost of such work shall be included in the applicable Pay Item unless otherwise provided under separate restoration section or pay quantity of these Specifications.

COOPERATION WITH OTHERS

The Contractor shall cooperate with the owners of any underground or overhead utility lines in their removal and rearrangement operations, in order that these operations may progress in a reasonable manner and that service rendered by these parties will not be interrupted. The Owner shall not be responsible for costs associated with delays, disruptions and remobilizations attributed to utility agency scheduling.

PRIORITY

In any instance where there is an apparent conflict between these technical specifications special provisions and the corresponding terms of the "Standard Specifications", these special provisions followed by these technical specifications shall be controlling.

SITE INVESTIGATION

The Contractor acknowledges that he has satisfied himself as to the nature and location of the work; the general and local conditions, including but not restricted to those bearing upon transportation, disposal, handling and storage of materials; availability of labor, water, electric power, roads; and uncertainties of weather, water stages, tides or similar physical conditions at

the site; the conformation and conditions of the ground; the character of equipment and facilities needed preliminary to and during prosecution of the work.

The Contractor further acknowledges that he has satisfied himself as to the character, quality and quantity of surface and subsurface materials or obstacles to be encountered, insofar as this information presented by the drawings and Specifications made a part of this contract.

The Contractor shall carefully review and adhere to conditions and recommendations made in the project geotechnical report.

Any failure by the Contractor to acquaint himself with the available information will not relieve him from responsibility for estimating properly the difficulty or cost of successfully performing the work.

The Owner assumes no responsibility for any conclusions or interpretations made by the Contractor on the basis of the information made available by the Owner. The Owner also assumes no responsibility for any understanding or representations made by its officers or agents during or prior to the execution of this Contract, unless (1) such understanding or interpretations are made in writing by the Engineer or are expressly stated in the Contract and (2) the Contract expressly provides that the responsibility therefore is assumed by the Owner.

PROJECT IDENTIFICATION SIGNS

The Contractor shall be responsible for furnishing, installing and maintaining two (2) County project identification signs and removal of same upon completion of the construction. Project identification sign shall be constructed and maintained at the project site as directed by the Owner. The Contractor shall erect, maintain and relocate the sign as directed for the duration of the Project.

The Contractor shall mount the sign using 4-inch pressure treated lumber or as approved by the Engineer, and other supports as required, at a location mutually agreed by the Engineer and the Contractor.

The identification signs shall not be less than 32 square feet in area. The Contractor shall coordinate with the Owner for the sign verbiage before fabrication. The signs shall be painted with graphic content to include:

- Title of Project
- Name of Owner
- Names and Titles of authorities, as directed by Owner
- Prime Contractor
- Construction Cost

The signs shall be erected prior to commencement of work at a lighted location of high public visibility, adjacent to the main entrance at each end of the project, as approved by the Engineer and Owner.

S:\PWD_Engineering_Share\Highway_Engineering\INTERSECTION STUDIES AND IMPROVEMENTS\15th St E @ 51st Ave E\Project Management\Bid Package-updated on 03-04-13

The signs shall be a minimum of 8 feet wide and 4 feet high. The signs shall be constructed of high density ¾-inch exterior plywood without waves or buckles, mounted and braced with pressure treated lumber as necessary and maintained in a presentable condition for the duration of the project. Hardware shall be galvanized. The surface of the sign shall be of exterior softwood plywood with medium density overlay.

Painting shall be constructed with materials to resist weathering and fading during the construction period. Experienced professionals shall perform painting. Graphic design and style shall be in accordance with the following:

- The signs will be placed in accordance with Manatee County Development Code, Ordinance 90-01, Section 724, Signs and Section 713, Visibility Triangles.

Payment for installing and maintaining the project identification signs shall be included as part of the lump sum quantity under Pay Item Number 1 (101-1) for Mobilization. The sign will remain the property of the Owner upon completion of the Project unless otherwise directed.

SPECIAL TERMS AND CONDITIONS

Soil Erosion and Siltation

The Contractor shall plan and control the Work to minimize all soil erosion and the siltation of drains and canals resulting from such erosion.

At the pre-construction meeting, the Contractor shall present his proposed plan and schedule, which shall specifically indicate the proposed usage of temporary erosion control features. The plan shall include:

- **Synthetic Bales, Baled hay and straw barriers** designed, furnished and installed by the Contractor in accordance with the plans, FDOT Section 104-6-4, and FDOT Design Standard Index No. 102.
- **Floating turbidity barriers and staked turbidity barriers** furnished and installed by the Contractor as shown on the plans and/or required by conditions of the permits and as outlined in FDOT Section 104-6.4.11.

Shop Drawings

The Contractor shall submit to the Engineer for approval, all working drawings and shop drawings with descriptive specifications and engineering calculations necessary for the successful completion of the Work. The shop drawing shall be submitted in pdf format, along with a submittal log and the number of the submittals should follow the number on the submittal log. Each shop drawing shall have a cover sheet and reference the submittal log number, following the sample format provided in the contract documents.

The working and shop drawings shall be certified by a Florida licensed Professional Engineer and state that the design is sufficient for the successful completion of the Work. The working drawings and shop drawings shall include, but not be limited to:

- Traffic Control Plan
- Erosion Control Plan
- Shop Drawings as required by FDOT Standard Specifications

MAINTENANCE OF TRAFFIC

The Contractor shall provide access to businesses and local residents at all times. No lane closures will be allowed between the hours of 6AM to 7PM. Temporary by-pass lanes may be constructed at all tie-in locations during the MOT phasing. The payment for temporary by-pass lanes shall be included in Maintenance of Traffic. Business Entrance signs per FDOT Index 17355 (FTP-59) shall be placed at all business entrance points and maintained during all phases of construction. Payment for these items shall be included under the pay item for Maintenance of Traffic. Temporary pavement marking shall be paid under Maintenance of Traffic.

MAINTENANCE OF TRAFFIC PLAN

The Contractor shall prepare a Maintenance of Traffic plan and submit it to the Traffic Engineering Division and the Project Manager for review prior to implementation. It must comply with all FDOT safety criteria, FDOT Design Standards 600 Series Indexes, FHWA and MUTCD standards, and allow for traffic to operate in daytime or nighttime. The Maintenance of Traffic plan will require the seal of a licensed professional engineer with a current FDOT Advanced Work Zone certification. Temporary pavement marking shall be paid under Maintenance of Traffic. No road closures will be allowed without approval from the Project Manager.

THERMOPLASTIC TRAFFIC STRIPES AND MARKINGS

Do not place thermoplastic traffic stripes and markings on newly constructed final surface courses prior to 30 calendar days after placement of the final surface course. The Engineer may require longer cure periods. Provide temporary pavement markings during the interim period if the road is open to traffic. The price of temporary pavement marking shall be included in the Maintenance of Traffic.

RAILROAD CROSSING

Operations within railroad right-of way shall follow Seminole Gulf Standard Specifications.

The Contractor shall contact Seminole Gulf Road contractor representative before any construction activity occurs within Rail Road right of way. The Contractor shall notify Seminole Gulf Vice President, Real Estate & Public Project, Harry E. Neeves, via (239)

275-6060 or harry@semgulf.com, 48 hours prior to any work concerning installation of new crossing.

MAINTENANCE OF STORM DRAINAGE SYSTEM

The Contractor shall be responsible at all times to maintain the operation of existing stormwater facilities, or, when existing stormwater facilities are removed, to provide equivalent capacity alternate forms of stormwater removal adequate to prevent upstream flooding in excess of existing conditions. This responsibility shall include the installation of temporary connections, bypass pumping, or other temporary means necessary until the new drainage system is fully operational. Payment for these items shall be included under the applicable pay item.

SIDEWALKS TO REMAIN OPEN

Existing sidewalks and proposed sidewalks completed during construction shall remain open at all times unless approved otherwise by the Engineer. Temporary sidewalk shall be constructed as shown in the plans or as required to maintain pedestrian movement. Payment for these items shall be included under the lump sum pay item for Maintenance of Traffic.

DUST CONTROL

The Contractor shall control dust resulting from construction operations at all times. The locations and frequencies of applications shall be as directed by the Engineer. Dust control is required to be in accordance with the FDOT *Standard Specifications* Section 102-5. Payment for Dust Control shall be made under Mobilization unless separate pay item for Dust Control is specified.

UNDERGROUND UTILITY LOCATIONS

The Contractor shall field verify by means of subsurface locating or other approved method all existing utilities to remain and conditions as may be required for the work area. This shall include all areas of potential conflicts with proposed storm, sanitary, force main and water main. The Contractor shall locate all existing utilities to remain at potential conflict locations prior to construction activities and before ordering any proposed structures. The Contractor shall contact and coordinate with "Sunshine State One Call 811" as well as the individual utilities prior to and during construction for utility locations, relocation and assistance while installing in potential conflict areas. All utility coordination and relocations shall be factored into the Contractor's construction schedule at no additional cost to the Owner.

The cost of all labor, materials and incidentals required for the performance of any survey and utility location work shall be included under the pay item for Mobilization. A Florida registered land surveyor shall perform all survey work.

UTILITY COORDINATION

The Contractor shall be responsible for coordination of the work with all affected utility owners. The Contractor must take into consideration the required utility adjustments and relocations in development of his schedule for completing the work including construction of temporary work to allow phased construction of the permanent facilities.

The Contractor shall coordinate and schedule utility relocations and/or adjustments with the utility owners along the project in order to avoid delays. The work includes remobilization if required after utility relocation is complete. The intent is to coordinate utility construction activities so the project construction continues and is not stopped or delayed at any time due to utility work being done. Once Notice to Proceed is issued, the Contractor shall contact the affected utilities to discuss the Contractor's anticipated means and methods so temporary and permanent relocation plans can be implemented as needed to meet OSHA safety requirements.

UTILITY CONFLICTS

It shall be the Contractor's responsibility to avoid conflicts with other utilities. The Owner will not be responsible for additional costs incurred by the Contractor for incorrect installations, relocations and breaks due to service conflicts.

The contractor's equipment shall maintain a minimum clearance distance (10 feet for voltage up to 50 kv, 15 feet for voltage over 50 to 200 kv, and 20 feet for voltage over 200 to 350 kv, etc.) following new OSHA criteria.

DAILY CLEAN-UP REQUIREMENTS

The Contractor shall clean up the job site at the end of each workday. Clean up will include the elimination of rubble and waste material on public and private property. Driveways shall remain accessible by residents. Each Friday, the Contractor shall prepare the road surface and barricades in an acceptable manner for weekend traffic use.

MAINTENANCE AND RESTORATION OF JOB SITE

The Contractor shall conduct his operations in such a manner as will result in a minimum of inconvenience to occupants of adjacent homes and business establishments and shall provide temporary access as directed or as may be required by the Project Manager. All final restoration must be performed to an equal or better condition than that which existed prior to construction.

Good housekeeping on this project is extremely important and the Contractor will be responsible for keeping the construction site neat and clean, with debris being removed daily as the work

S:\PWD_Engineering_Share\Highway Engineering\INTERSECTION STUDIES AND IMPROVEMENTS\15th St E @ 51st Ave E\Project Management\Bid Package-updated on 03-04-13

progresses or as otherwise directed by the Project Manager. Good housekeeping at the job site shall include: Removing all tools and temporary structures, dirt, rubbish, etc.; hauling all excess dirt, rock, etc., from excavations to a dump provided by the Contractor; and all clean up shall be accomplished to the satisfaction of the Project Manager. Dust will be controlled daily as may be required. Immediately after construction completion in an area or part thereof (including restoration), barricades, construction equipment and surplus and discarded materials shall be removed by the Contractor.

In the event that the timely clean up and restoration of the job site is not accomplished to the satisfaction of the Project Manager, the Project Manager shall make arrangements to affect the necessary clean up by others. The Contractor shall be charged for these costs through deductions in payment due the contractor. If such action becomes necessary on the part of and in the opinion of the Project Manager, the Owner shall not be responsible for the inadvertent removal from the work site of materials which the Contractor would not normally have disposed of had he affected the required clean up.

NOTICE AND SERVICE THEREOF

All notices, which shall include demands, instructions, requests, approvals, and claims shall be in writing. Any notice to or demand upon the Contractor shall be sufficiently given if delivered to the office of the Contractor specified in the bid (or to such other office as the Contractor may, from time to time, designate to the Owner in writing), or if deposited in the United States mail in a sealed, postage prepaid envelope, or delivered, with charges prepaid, sent via fax transmission, or to any telegraph company for transmission, in each case addressed to such office.

All notices required to be hand delivered to the Owner, unless otherwise specified in writing to the Contractor, shall be delivered to the Project Manager, and any notice to or demand upon the Owner shall be sufficiently given as delivered to the office of the Project Manager, or if deposited in the United States mail in a sealed, postage prepaid envelope, sent via fax transmission, or delivered with charges prepaid to any telegraph company for transmission, in each case addressed to said Project Manager or to such other representative of the Owner or to such other address as the Owner may subsequently specify in writing to the Contractor for such purposes.

Any such notice or demand shall be deemed to have been given or made as of the time of actual delivery or (in the case of mailing) when the same should have been received in due course of post or in the case of a fax transmission or telegram at the time of actual receipt, as the case may be.

REQUIREMENTS FOR CONTROL OF THE WORK

Prior to the start of the Work described in this contract, a pre-construction conference may be held by the Project Manager to be attended by the Contractor and representatives of the various utilities and others as required, for the purpose of establishing a schedule of operations which

will coordinate the work to be done under this contract with all related work to be done by others within the limits of the project.

All items of work in this contract shall be coordinated so that progress of each related item will be continuous from week to week. The progress of the work will be reviewed by the Project Manager at the end of each week, and if the progress of any item of work during that week is found to be unsatisfactory, the Contractor shall be required to adjust the rate of progress on that item or other items as directed by the Project Manager without additional compensation. The Contractor will continuously control the work until completed.

PROJECT SCHEDULE

The Contractor shall submit a detailed construction bar chart schedule within 15 days of the notification of award or its intent for the County to review. The submittal shall meet the following requirements:

Schedule will be submitted on 11-inch by 17-inch paper.

The time scale (horizontal) shall be in weeks. The activities shall be listed on the left hand side (vertical).

Activities shall show most Work activities. The listing from top to bottom shall be in a logical sequence of how the Work will be accomplished. Space shall be provided between activities or within bars to allow for marking of actual progress.

The submittal shall show the order and interdependence of activities and the sequence for accomplishing the work. All activities shall be described in sufficient detail so that the Engineer can readily identify the work and measure the progress on of each activity. The submittal shall show each activity with a beginning work date, a duration, and a monetary value. Include activities for procurement fabrication, and deliver of materials, plant, and equipment, and review time for shop drawings and submittals. Include milestone activities when milestones are required by the Contract Documents. In a project with more than one phase, adequately identify each phase and its completion date, and do not allow activities to span more than one phase.

The Contractor shall conduct sufficient liaison and provide sufficient information to indicate coordination activities with utility owners that have facilities within the limits of construction have been resolved. Incorporate in the schedule any utility adjustment schedules included in the Contract Documents unless the utility company and Manatee County mutually agree to changes to the utility schedules shown in the Contract. Submit a working plan with the schedule, consisting of a concise written description of the construction plan.

The Project Manager will return inadequate schedules to the Contractor for corrections. Resubmit a corrected schedule within 15 calendar days from the date of the Project Manager's return transmittal.

The Contractor shall submit an updated Work Progress Schedule, for Project Manager's acceptance, if there is a significant change in the planned order or duration of an activity. The Project Manager will review the corrected schedule and respond within 7 calendar days of receipt.

A copy of the schedule, clearly showing progress made, shall be submitted on a monthly basis during the progress of the work. Review or acceptance will neither impose on the County responsibility for the progress or scheduling of the Work, nor relieve the Contractor from full responsibility therefore.

By acceptance of the schedule, the Project Manager does not endorse or otherwise certify the validity or accuracy of the activity durations or sequencing of activities. The Project Manager will use the accepted schedule as the baseline against which to measure the progress.

The Contractor shall provide a revised Work schedule if, at any time, the County considers the completion date to be in jeopardy because of "activities behind schedule". An activity that cannot be completed by its original or latest completion date shall be deemed to be behind schedule. The revised Work schedule is designed to show how the Contractor intends to accomplish the Work to meet the contractual completion date. The form and method employed by the Contractor shall be the same as for the original Work schedule.

If the Contractor fails to finalize either the initial or a revised schedule in the time specified, the Project Manager will withhold all Contract payments until the Project Manager accepts the schedule

The cost to prepare and revise the schedule is considered incidental to the Work.

USE OF PRIVATE PROPERTY

All construction activities required to complete this project in accordance with the Contract Documents shall be confined to public right-of-way, easements of record or temporary construction easements, unless the Contractor makes specific arrangements with private property owners for his use of their property. Written authorization from the granting property owner shall be placed on file with the Project Manager prior to utilization of said private properties. The Owner assumes no responsibility for damage to private property in such instances. The Contractor is responsible for protection of private property abutting all work areas on this project. Adequate equipment storage and material storage shall also be accomplished outside the Owner's right-of-way. Pipe and other materials shall not be strung out along the right-of-way, but will be delivered in quantities adequate for one day's installation. The Owner will coordinate with the Contractor to identify possible storage sites.

CONSTRUCTION PHOTOGRAPHY

General

The Contractor shall employ a competent photographer to take construction record photographs and perform videotaping, including providing all labor, materials, equipment and incidentals necessary to obtain photographs and/or videotapes of all areas specified in the Contract specifications.

The word "Photograph" includes standard photographic methods involving negatives, prints and slides and it also includes digital photographic methods involving computer technology items such as diskettes and CD-ROMs.

Qualifications

A competent camera operator who is fully experienced and qualified with the specified equipment shall do all photography.

For the videotape recording, the audio portion should be done by a person qualified and knowledgeable in the specifics of the Contract, who shall speak with clarity and diction so as to be easily understood.

Project Photographs

Provide photographs of the entire work area prior to any construction for the purpose of records of conditions prior to construction. Photographs should be spaced at approximately 100-foot intervals. In addition, all special features shall be photographed prior to construction.

Provide three prints of each standard photograph to the Owner. In addition to the CD-ROM media, provide one print of each digital/digitized photograph to the Owner.

The Contractor shall pay all costs associated with the required photography and prints. Any parties requiring additional photography or prints will pay the photographer directly.

All project photographs shall be a single weight, color image. All finishes shall be smooth surface and glossy, and all prints shall be 8 inches by 10 inches.

Each print shall have clearly marked on the back the name of the project, the orientation of view, the date and time of exposure, name and address of photographer and the photographers numbered identification of exposure.

All project photographs shall be taken from locations to adequately illustrate conditions prior to construction, or conditions of construction and state of progress. The Contractor shall consult with the Owner at each period of photography for instructions concerning views required.

The Contractor shall deliver prints in conformance with the above requirements to the Owner. No construction shall begin until pre-construction photographs are completed and submitted to the Owner.

Negatives

The Contractor shall require that photographer maintain negatives for a period of two years from date of Substantial Completion of the Project. Negatives shall be conveyed to Owner at the end of the two-year period.

Photographer shall agree to furnish additional prints to Owner at commercial rates applicable at the time of purchase. Photographer shall also agree to participate as required in any litigation requiring the photographer as expert witness.

Videotape Recording

Videotaping may be used in lieu of construction photographs.

Videotaping shall be accomplished along all routes that are scheduled for construction.

The taping shall, when viewed, depict an image with $\frac{1}{4}$ of the image being the roadway fronting of property and $\frac{3}{4}$ of the image being of the property. The taping shall be done so as to show the roadway and property in an oblique view (30 degrees).

A complete view, in sufficient detail, of all driveways, with audio description of the exact location shall be provided.

The Engineering plans shall be used as a reference for stationing in the audio portion of the tapes for easy location identifications. If visible, house numbers shall be mentioned on the audio.

Two complete sets of videotapes shall be delivered to the Owner for the permanent and exclusive use of the Owner prior to the start of any construction on the project.

All videotapes shall contain the name of the project, the date and time of the videotaping, the name and address of the photographer and any other identifying information required.

Payment for this item shall be included under the pay item for Mobilization.

POST-CONSTRUCTION STORM PIPE TESTING

The contractor shall provide video recording, laser profile and reports to Manatee County government per Fdot Standard Specifications for Road and Bridge Construction 2010, Section 430-4.8. The purpose is to assure the pipes are properly constructed and do not leak at the joints.

Payment for this item shall be included under pay item for mobilization.

CONTRACTOR TO EXECUTE NPDES “NOTICE OF INTENT”

Prior to proceeding with construction, the Contractor shall prepare and submit a “Notice of Intent to Use Generic Permit for Stormwater Discharge from Construction Activities that Disturb One or More Acres of Land” to the Florida Department of Environmental Protection (FDEP). The Contractor shall monitor the site at all times and take appropriate action to prevent erosion including the use of BMPs. No pumping of ground or surface water shall be performed without approval from the Water Management District. Following completion of construction,

S:\PWD_Engineering_Share\Highway Engineering\INTERSECTION STUDIES AND IMPROVEMENTS\15th St E @ 51st Ave E\Project Management\Bid Package-updated on 03-04-13

Contractor shall prepare and submit a “Notice of Termination of Generic Permit Coverage” to FDEP. Payment for this item shall be included under the pay item for Mobilization.

WORKSITE TRAFFIC SUPERVISOR

The Contractor shall have a Worksite Traffic Supervisor who will be responsible for initiating, installing and maintaining all traffic control devices as described in Section 102 of the FDOT *Standard Specifications for Road and Bridge Construction* and in the Plans. The Worksite Traffic Supervisor shall have at least one year of experience directly related to work site traffic control in a supervisory or responsible capacity and shall be certified by the American Traffic Safety Services Association Worksite Traffic Supervisor Certification Program or an equal approved by FDOT. Approved alternate Worksite Traffic Supervisors may be used when necessary.

The Worksite Traffic Supervisor shall be available on a 24-hour per day basis and shall review the project on a day-to-day basis as well as being involved in all changes to traffic control. The Worksite Traffic Supervisor shall have access to all equipment and materials needed to maintain traffic control and handle traffic related situations. The Worksite Traffic Supervisor shall ensure that routine deficiencies are corrected within a 24-hour period.

The Worksite Traffic Supervisor shall be available on the site within 45 minutes after notification of an emergency situation, prepared to positively respond to repair the work zone traffic control or to provide alternate traffic arrangements.

Failure of the Worksite Traffic Supervisor to comply with the provisions of the Sub-article may be grounds for decertification or removal from the project or both. Failure to maintain a designated Worksite Traffic Supervisor or failure to comply with these provisions will result in temporary suspension of all activities except traffic and erosion control and such other activities deemed to be necessary for project maintenance.

Payment for Worksite Traffic Supervisor shall be included under the pay item for Maintenance of Traffic.

CONTRACTOR’S SUPERVISION

Prosecution of Work: The Contractor shall give the work the constant attention necessary to assure the scheduled progress. He shall cooperate fully with the Project Manager and with other Contractors at work in the vicinity.

Contractor’s Superintendent: The Contractor shall at all times have on the work site as his agent, a competent superintendent capable of thoroughly interpreting the plans and specifications and thoroughly experienced in the type of work being performed, who shall receive the instructions from the Project Manager or his authorized representatives. The superintendent shall have full authority to execute the orders or directions of the Project Manager and to supply promptly any materials, tools, equipment, labor and incidentals that may be required. Such superintendence shall be furnished regardless of the amount of work sublet.

The Contractor’s superintendent shall speak and understand English, and at least one responsible person who speaks and understands English shall be on the project during all working hours, and wherever work is being done by the contractor.

Supervision for Emergencies: The Contractor shall have a responsible person available at or reasonably near the work site on a 24-hour basis, 7 days a week, in order that he may be contacted for emergencies and in cases where immediate action must be taken to maintain traffic or to handle any other problem that may arise. The Contractor's responsible person for supervision for emergencies shall speak and understand English. The Contractor shall submit, by certified mail, phone numbers and names of personnel designated to be contacted in cases of emergencies along with a description of the project location to the Florida Highway Patrol and all other local law enforcement agencies.

LIST OF EMERGENCY CONTACT NUMBERS & UTILITY SERVICE MAINTENANCE

The Contractor shall obtain and maintain a list of emergency contact phone numbers for all utilities during the course of the project. The Contractor shall maintain utility service during the project except for interruptions authorized by the utility owner. If interruptions are required, the Contractor shall notify the Owner 48 hours in advance.

EXISTING SIDEWALK

If the Contractor, in the process of performing his contract operations, breaks any of the existing sidewalk that is to remain in place, replacement of this sidewalk will be at the Contractor's expense.

PEDESTRIAN ACCESS

The Contractor shall provide access and make provisions to maintain school zones during construction. The Contractor is to facilitate pedestrian traffic whether for school or public transportation.

RECORD DRAWINGS AND PROJECT CERTIFICATION

This section and number of copies applies only to roadway (including signalization) and drainage record drawings.

The Owner and/or Engineer will furnish the Contractor copies of the bid plans to be used for the record drawings. A Florida Registered Surveyor shall perform a field survey and any differences between the plan elevations or dimensions shall be marked through and the as-built elevation or dimension legibly entered. All elevations and dimensions that are correct shall have a check mark placed beside it.

The Contractor shall keep a complete set of surveyed "As-built" records. These records shall show all items of Work and existing features of utilities revealed by excavation work. The

S:\PWD_Engineering_Share\Highway_Engineering\INTERSECTION STUDIES AND IMPROVEMENTS\15th St E @ 51st Ave E\Project Management\Bid Package-updated on 03-04-13

records shall be kept in a professional manner, in a form that shall be approved by the County prior to the Work. These results shall be available at all times during construction for reference by the Engineer and shall be delivered to the Engineer upon completion of the Work. All completed "As-builts" must be certified by a Florida Licensed Surveyor or Engineer per Chapter 61 G 17-6, Florida Administrative Code, pursuant to Sec. 47207, Florida Statutes. At a minimum all Utility Record Drawings shall be in accordance with Manatee County Standards.

The following information is required on the "Record Drawings":

Roadway centerline profile [100-foot maximum interval].

Roadway cross sections [100-foot maximum interval].

Field changes of dimensions and details.

Details not on original contract drawings.

Benchmarks and elevation datum shall be indicated.

Additional elevations or dimensions as required by the Engineer

Field changes of dimensions and details.

Details not on original contract drawings.

Equipment and piping relocations.

The locations of all headwalls, pipes and any other structures shall be located by station and offset.

Benchmarks and elevation datum shall be indicated.

Additional elevations or dimensions as required by the Engineer

Following completion of construction and prior to final payment, the Contractor shall submit a Certification by the Contractor and Manufacturer including test data that the materials (filter fabric, filter media, etc.) installed meet plan specifications and regulatory requirements.

Upon completion of the work, four (4) sets of draft "Record Drawings" shall be submitted to the Owner for review. Such drawings shall accurately show all approved field changes to the original Construction Drawings, including actual locations, dimensions and elevations and shall be subject to a field review in the presence of the Engineer or his designated representative. The drawings are to be prepared by competent personnel, neatly drafted and certified, signed and sealed by a Florida Registered Surveyor or Engineer.

If signal plans were included; three (3) sets of Record Drawings and one compact disk of Record Drawings in Adobe and AutoCAD format to the Manatee County Traffic Engineering Division(Attn: Mr. Vishal S. Kakkad, P.E., PTOE) at 2101 47th Terrace East Bradenton, FL 34203. Record Drawings must be delivered to the county at least two (2) business days prior to scheduling the final inspection.

The Contractor shall incorporate any comments from the Owner and/or Engineer and shall submit two write-only CD-ROMs, one set of 24-inch by 36-inch mylar record drawings and four sets of 24-inch by 36-inch certified prints with the Surveyor's certification.

All Digital Drawings shall be identical to those submitted as hard copy. The Digital Drawing files shall be AutoCAD format (Release 2004 or later, but no later than 2010) and shall include

S:\PWD_Engineering_Share\Highway_Engineering\INTERSECTION STUDIES AND IMPROVEMENTS\15th St E @ 51st Ave E\Project Management\Bid Package-updated on 03-04-13

all external reference drawings, text fonts, shape files and all other files necessary to make use of the drawings.

In addition, \$25,000 or five percent (whichever is smaller) of the Contract price shall be retained until the Owner has approved the "Record Drawings". The Owner and/or Engineer will review and approve the "Record Drawings" within 30 days unless additional information is required. No final payment shall be made until such time as the "Record Drawings" have been approved and accepted. The remaining 5% retainage shall be withheld until the County has approved the "Record Drawing". The County and/or Engineer will review and approve the "Record Drawings" within 30 days unless additional information is required. The final payment amount shall be made upon approval and acceptance of the "Record Drawings" by the County and /or Engineer.

COMPLIANCE WITH THE SOUTHWEST FLORIDA WATER MANAGEMENT DISTRICT (SWFWMD) STORMWATER MANAGEMENT AND DISCHARGE PERMIT REQUIREMENTS AND/OR THE DEPARTMENT OF ENVIRONMENTAL PROTECTION (DEP) DREDGE AND FILL PERMIT REQUIREMENTS

Southwest Florida Water Management District Stormwater Management and Discharge permits or exemptions, if any, and/or a Department of Environmental Protection Dredge and Fill permit, if any, required for this project have been obtained by the Owner. The Contractor shall comply with the stipulations of the Permits or Exemptions as stated herein.

The Contractor shall allow periodic inspection of the work by authorized representatives of the Department of Environmental Protection, the Southwest Florida Water Management District, as well as other duly authorized law enforcement officers of the State.

CRUSHED CONCRETE BASE

Crushed Concrete Base shall follow FDOT Standard Specifications 2007 (rev 8-07) except that the Lime Rock Bearing Ratio (LBR) shall be minimum 150. The layer coefficient of 0.18 with LBR minimum 150 is allowed to calculate the base thickness.

Only FDOT certified piles are acceptable to this project. The producing process certified by FDOT without the actual pile certified is not considered solid enough for the acceptance of the material. The contract shall send the engineer the deliver tickets with FDOT certified pile number, pile location, project name and manufactory contact information shown.

Additional tests and pile inspections will be required for the quality control and the contractor will be responsible for the cost of the initial ten tests and any re-tests when needed. The material will be rejected by the County if the initial test fails. The rejected material shall be completely removed from the project site.

1) Regarding structural number on Crushed Concrete Base, Manatee County to approve SN 0.18 if following criteria is met and maintained:

S:\PWD_Engineering_Share\Highway_Engineering\INTERSECTION STUDIES AND IMPROVEMENTS\15th St E @ 51st Ave E\Project Management\Bid Package-updated on 03-04-13

- A) Limerock Bearing Ratio value of 150 or greater 10" compacted thickness in place.
 - B) Gradation conforms to FDOT Specifications 2007 (rev 8-07).
 - C) Deleterious materials conform to FDOT Specifications 2007 (rev 8-07).
 - D) Delivery ticket indicates FDOT approved source, actual lot allocated to a particular project.
 - E) Piles or lots to be inspected by Manatee County representative prior to acceptance.
- 2) Regarding Limerock Bearing Ratio value:
- A) No Limerock Bearing Ratio value less than 150, with no under tolerance.
- 3) Regarding source approval:
- A) FDOT approved source, allocated lot sufficient to serve projects needs, delivery tickets stating FDOT approved source, project name, FDOT preapproved lot or pile number.
- 4) Regarding deleterious materials:
- A) Deleterious material content in addition to the FDOT Specifications 2007 (rev 8-07) should state that no construction debris such as Styrofoam insulation, telephone wire, lumber, shingles, aluminum window or door frames etc., or household trash ie: bottles, cans, paper goods etc. is acceptable.
- 5) Material source inspection:
- A) Prior to acceptance of base product, a representative of Manatee County will visit the Producer's location and obtain a sample of the proposed base for the specified project. In addition to sampling, the pile will be visually inspected for deleterious materials, substantial segregation, or any other undesirable characteristics. The pile shall have a traceable identification by pile number or lot number and an accurate quality assessment.
- 6) Import and placement of base product:
- A) During import of base product, a county inspector or duly designated representative of the county will be onsite monitoring incoming loads, making visual assessments of the product and checking load tickets for verification of materials.
- 7) Import and placement of base product:
- A) After spreading out, prior to compacting, samples of the base product will be obtained by Manatee County approved testing lab, every 500 LF staggering right, left, center of the roadway for Limerock Bearing Ratio, gradation and deleterious material testing.
- 8) Rejection of materials:
- A) Material not meeting above requirements will subject to rejection and be removed from the project site. Any three (3) concurrent rejections will require immediate shut down of imported material and require review and remedies prior to restart.
- 9) Compaction of material:

A) In place material should be a minimum of 10" in compacted thickness and achieve 98% of AASHTO T-180 compaction.

CLARIFICATION OF SPECIFIC LINE ITEMS

Clarification of the County's expectations of work to be performed as it relates to specific line items and/or item No. listed on the Bid Form is included in the FDOT Basis of Estimate Manual version 2010. Where such item number is not available, the description shows herein will prevail.

Line item # 8, Special Excavation & Backfill shall include the removal of both the existing base and asphalt. After the excavation, scarify the sub-base, backfill with permeable material, match existing ground and hydroseed all disturbed area.

Line item # 9, Regular Excavation shall be in place.

Line items # 10 & # 11, Embankment, shall be in place.

Line item # 13, 12" Type B Stabilization (LBR 60), Use FDOT section 160; Except LBR=60.

Line item # 14, Use FDOT section 160; Except LBR=60

Line item #17, 2" Type S-1 Asphalt Concrete, shall follow *FDOT Standard Specifications Road and Bridge Construction* 2000, section 331.

Line item #18, 1" Type S-III Asphalt Concrete, shall follow *FDOT Standard Specifications Road and Bridge Construction* 2000, section 337.

Line items #19, #20, #21, #22, #23, # 24 & specific line items # 25 the drainage structures shall follow *Manatee County Highway, Traffic and Stormwater Standard 2007*.

Line items #47 & #48, Curb Types shall follow *Manatee County Highway, Traffic and Stormwater Standard 2007*.

Line items #98 & #99, Sign Relocation the Contractor shall coordinate with Manatee County Transit Utility and traffic Department for the new location of the signs.

Line item # 114, Aluminum Bridge, refer to sheets 48-50. Contractor shall submitted shop drawing to Manatee County Government for approval.

DISCRETIONARY WORK (Contingency)

The discretionary work (Contingency) pay item shall cover the cost for various contingencies and contract amendments authorized by the Owner. Any amount of extra work and/or alterations to the proposed work charged to the allowance shall be fully documented and authorized by the Project Manager before the start of the work. No payment shall be made for work completed without written authorization from the Owner.

MATERIAL TESTING TABLE

Item	Test	Test Identification	Test Requirements Vertical	Test Frequency Horizontal
Utility Trench Backfill	Maximum Density Optimum Moisture	AASHTO T-180	N/A	Per Soil Classification/ Per Laboratory
	Field Density	AASHTO T-180	Per Plans	One Per 200 LF
Subgrade Unclear New Curb	Maximum Density Optimum Moisture	AASHTO T-180	N/A	Per Soil Classification/ Per Laboratory
	Field Density	AASHTO T-180	Per Plans	One Per 200 LF
Limerock/Shell Base	Maximum Density Optimum Moisture	AASHTO T-180	N/A	Per Soil Classification/ Per Laboratory
	Field Density	AASHTO T-180	Per Plans	One Per 200 LF
Soil Cement Base	Soil Cement Placement/ Monitoring Densities Thickness Determinations	AASHTO T-134 and AASHTO T-135	Per Plans	One Per 200 LF
Concrete	Compressive Strength (Three Cylinders/Test)	AASHTO T-23 and AASHTO T-	Per Specs	Per Specs/Min. of One Set/Day for Pours

	Slump, Air Content	119 AASHTO T-22 and AASHTO T-180	Per Specs	Between 10 & 50 CY Additional Set for Each 50 CY Daily or 1 Per 50 CY Max
Asphalt	Material Quality Gradation, Stability Bitumen Content	Florida D.O.T.	Per Specs	Per Specs Daily or 1 Per 50 CY Max
Recycled Concrete Base	Gradation Densities Thickness Determinations	AASHTO T-180	Per Specs	Per Soil Classification/ Per Laboratory One Per 200 LF

Date: ___/___/_____

Submittal No. _____

Shop Drawing Submittal Cover Sheet

(IFB) # [Insert IFB Number]

Project Name: [Insert Full Project Name]

Project File No.: [Insert Project Number]

Specification Title Number: [Insert Section No.] Specification No.: Part [Insert Part No.], [Insert Item No.] Page(s): [Insert Page No.]

Submittal Description: [Insert Title, Description of Submittal and Use]

[Manatee County Shop Drawing Review Stamp goes here. Please leave blank.]

Your Company Logo and/or information

[Contractor's Name]

[Contractor's Title]

[Company Name]

[Company Address]

[Office Number]

[Fax Number]

[email address]

[Approval Signature: _____]

[Approval Date: ___/___/_____]

EXAMPLE

Date: 10/26/2011

Submittal

No.

7

Shop Drawing Submittal Cover Sheet

(IFB) # XX-XXXX-XX

Project Name: Project Name Goes Here – Group or Phase 3

Specification Title Number: 2620

Specification No.: Part 2, 2.01.A

Page(s): 141

Submittal Description: National Pipe & Plastics Polyethylene PE 3608 DIPS Potable Water Pipe HDPE

SHOP DRAWING REVIEW	
RESPONSE NOT REQUIRED	RESPONSE REQUIRED
<input type="checkbox"/> NO EXCEPTIONS TAKEN <input type="checkbox"/> NOTE MARKINGS	<input type="checkbox"/> NOTE MARKINGS, CONFIRM <input type="checkbox"/> NOTE MARKINGS, RESUBMIT <input type="checkbox"/> REJECTED, RESUBMIT
<p>Engineer's review is for general conformance with the design concept and contract documents. Markings or comments shall not be construed as relieving the Contractor from compliance with the project drawings and specifications, nor departure therefrom. The Contractor remains responsible for details and accuracy, for confirming and correlating all quantities and dimensions, for selecting fabrication processes, for techniques of assembly, and for performing his work in a safe manner.</p> <p style="text-align: center;">MANATEE COUNTY PUBLIC WORKS DEPARTMENT</p> <p>By: _____ Date: _____</p>	



John Doe
 Project Manager
 Manatee County
 1022 26th Ave E.]
 (941) 708-7450]
 (941) 708-7431
 email@email.com
 Approval Signature: _____
 Approved: 10/26/2011

CONTRACT DOCUMENTS

FOR

15th Street East at 51st Avenue East
Utility Relocations

PROJECT # 323 6029960

November 2012

PROJECT OWNER:

County of Manatee, Florida
c/o Manatee County Purchasing Division
1112 Manatee Avenue West
Bradenton, Florida 34205
(941) 748-4501

PREPARED BY:

Engineering Division
Manatee County Public Works Department
1022 26th Avenue East
Bradenton, Florida 34208
(941) 708-7450

INFRASTRUCTURE ENGINEERING STANDARD SPECIFICATIONS

DIVISION 1	GENERAL REQUIREMENTS	4
SECTION 01005	GENERAL REQUIREMENTS	4
SECTION 01010	SUMMARY OF WORK	15
SECTION 01015	CONTROL OF WORK	17
SECTION 01030	SPECIAL PROJECT PROCEDURES	21
SECTION 01045	CUTTING AND PATCHING	25
SECTION 01050	FIELD ENGINEERING AND SURVEYING	27
SECTION 01090	REFERENCE STANDARDS	28
SECTION 01150	MEASUREMENT AND PAYMENT	31
SECTION 01200	PROJECT MEETINGS	37
SECTION 01310	CONSTRUCTION SCHEDULE & PROJECT RESTRAINTS	39
SECTION 01340	SHOP DRAWINGS, PROJECT DATA AND SAMPLES	44
SECTION 01370	SCHEDULE OF VALUES	49
SECTION 01380	CONSTRUCTION PHOTOGRAPHS	50
SECTION 01410	TESTING AND TESTING LABORATORY SERVICES	52
SECTION 01510	TEMPORARY AND PERMANENT UTILITIES	54
SECTION 01600	MATERIAL AND EQUIPMENT	56
SECTION 01620	STORAGE AND PROTECTION	58
SECTION 01700	CONTRACT CLOSEOUT	60
SECTION 01710	CLEANING	63
SECTION 01720	PROJECT RECORD DOCUMENTS	65
SECTION 01730	OPERATING AND MAINTENANCE DATA	68
SECTION 01740	WARRANTIES AND BONDS	71
DIVISION 2	SITE WORK	73
SECTION 02064	MODIFICATIONS TO EXISTING STRUCTURES, PIPING AND EQUIPMENT	73
SECTION 02100	SITE PREPARATION	76
SECTION 02220	EXCAVATION, BACKFILL, FILL AND GRADING FOR STRUCTURES	78
SECTION 02221	TRENCHING, BEDDING AND BACKFILL FOR PIPE	82
SECTION 02223	EXCAVATION BELOW GRADE AND CRUSHED STONE OR SHELL REFILL	86
SECTION 02615	DUCTILE IRON PIPE AND FITTINGS	87
SECTION 02616	DISINFECTING POTABLE WATER PIPE LINES	89
SECTION 02617	INSTALLATION AND TESTING OF PRESSURE PIPE	90
SECTION 02618	PIPELINE CLEANING	94
SECTION 02619	HORIZONTAL DIRECTIONAL DRILLING	97
SECTION 02620	POLYETHYLENE (PE) PRESSURE PIPE	105
SECTION 02622	POLYVINYL CHLORIDE (PVC) PIPE AND FITTINGS (AWWA SPECIFICATIONS C-900 & C-905)	107
SECTION 02623	POLYVINYL CHLORIDE (PVC) PIPE (GRAVITY SEWER)	110
SECTION 02640	VALVES AND APPURTENANCES	118
SECTION 02720	SANITARY SEWER BYPASS PUMPING	134
SECTION 02999	MISCELLANEOUS WORK AND CLEANUP	137
DIVISION 3	CONCRETE	139
SECTION 03200	CONCRETE REINFORCEMENT	139
SECTION 03300	CAST-IN-PLACE CONCRETE	142

SECTION 03350 CONCRETE FINISHES

147

This specification includes by reference the Manatee County Utility Standards approved May 2011.

DIVISION 1 GENERAL REQUIREMENTS

SECTION 01005 GENERAL REQUIREMENTS

PART 1 GENERAL

1.01 SCOPE AND INTENT

A. Description

The work to be done consists of the furnishing of all labor, materials and equipment, and the performance of all work included in this Contract.

B. Work Included

The Contractor shall furnish all labor, superintendence, materials, plant, power, light, heat, fuel, water, tools, appliances, equipment, supplies, shop drawings, working drawings and other means of construction necessary or proper for performing and completing the work. He shall obtain and pay for all required permits necessary for the work, other than those permits such as the DEP permit and railroad permit which may have already been obtained. He shall perform and complete the work in the manner best calculated to promote rapid construction consistent with safety of life and property and to the satisfaction of the County, and in strict accordance with the Contract Documents. The Contractor shall clean up the work and maintain it during and after construction, until accepted, and shall do all work and pay all incidental costs. He shall repair or restore all structures and property that may be damaged or disturbed during performance of the work.

The cost of incidental work described in these General Requirements, for which there are no specific Contract Items, shall be considered as part of the general cost of doing the work and shall be included in the prices for the various Contract Items. No additional payment will be made.

The Contractor shall be solely responsible for the adequacy of his workmanship, materials and equipment.

C. Public Utility Installations and Structures

Public utility installations and structures shall be understood to include all poles, tracks, pipes, wires, conduits, house service connections, vaults, manholes and all other appurtenances and facilities pertaining thereto.

The Contractor shall protect all installations and structures from damage during the work. Access across any buried public utility installation or structure shall be made only in such locations and by means approved by the County. All required protective devices and construction shall be provided by the Contractor at his expense. All existing public utilities damaged by the Contractor which are shown on the Plans or have been located in the field by the utility shall be repaired by the Contractor, at his expense, as approved by the County. No separate payment shall be made for such protection or repairs to public utility installations or structures.

Public utility installations or structures owned or controlled by the County or other governmental body, which are required by this contract to be removed, relocated, replaced or rebuilt by the Contractor not identified in any separate bid item shall be considered as a part of the general cost of doing the work and shall be included in the prices bid for the various contract items. No separate payment shall be made.

Where public utility installations or structures owned or controlled by the County or other governmental body are encountered during the course of the work, and are not indicated on the Plans or in the Specifications, and when, in the opinion of the County, removal, relocation, replacement or rebuilding is necessary to complete the work under this Contract, such work shall be accomplished by the utility having jurisdiction, or such work may be ordered, in writing by the County, for the contractor to accomplish. If such work is accomplished by the utility having jurisdiction, it will be carried out expeditiously and the Contractor shall give full cooperation to permit the utility to complete the removal, relocation, replacement or rebuilding as required. If such work is accomplished by the Contractor, it will be in accordance with the General and Supplemental General Conditions.

The Contractor shall give written notice to County and other governmental utility departments and other owners of public utilities of the location of his proposed construction operations, at least forty-eight hours in advance of breaking ground in any area or on any unit of the work. This can be accomplished by making the appropriate contact with the "Sunshine State One-Call of Florida, Inc. Call Center ("Call Sunshine") and per all requirements provided for in the Florida Underground Facilities Damage Prevention and Safety Act (Florida Statutes, Title XXXIII, Chapter 556).

The maintenance, repair, removal, relocation or rebuilding of public utility installations and structures, when accomplished by the Contractor as herein provided, shall be done by methods approved by the County.

1.02 PLANS AND SPECIFICATIONS

A. Plans

When obtaining data and information from the Plans, figures shall be used in preference to scaled dimensions, and large scale drawings in preference to small scale drawings.

B. Copies Furnished to Contractor

The Contractor shall furnish each of the subcontractors, manufacturers, and material men such copies of the Contract Documents as may be required for their work. Additional copies of the Plans and Specifications, when requested, may be furnished to the Contractor at cost of reproduction.

C. Supplementary Drawings

When, in the opinion of the County, it becomes necessary to explain more fully the work to be done or to illustrate the work further or to show any changes which may be required, drawings known as Supplementary Drawings, with specifications pertaining thereto, will be prepared by the County and five paper prints thereof will be given to the Contractor.

D. Contractor to Check Plans and Data

The Contractor shall verify all dimensions, quantities and details shown on the Plans, Supplementary Drawings, Schedules, Specifications or other data received from the County, and shall notify him of all errors, omissions, conflicts, and discrepancies found therein. Failure to discover or correct errors, conflicts, or discrepancies shall not relieve the Contractor of full responsibility for unsatisfactory work, faulty construction, or improper operation resulting there from; nor from rectifying such conditions at his own expense. He will not be allowed to take advantage of any errors or omissions, as full instructions will be furnished by the County, should such errors or omissions be discovered. All schedules are given for the convenience of the County and the Contractor and are not guaranteed to be complete. The Contractor shall assume all responsibility for the making of estimates of the size, kind, and quality of materials and equipment included in work to be done under the Contract.

E. Specifications

The Technical Specifications consist of three parts: General, Products, and Execution. The General Section contains General Requirements which govern the work. Products and Execution modify and supplement these by detailed requirements for the work and shall always govern whenever there appears to be a conflict.

F. Intent

All work called for in the Specifications applicable to this Contract, but not shown on the Plans in their present form, or vice versa, shall be of like effect as if shown or mentioned in both. Work not specified in either the Plans or in the Specifications, but involved in carrying out their intent or in the complete and proper execution of the work, is required and shall be performed by the Contractor as though it were specifically delineated or described.

The apparent silence of the Specifications as to any detail, or the apparent omission from them of a detailed description concerning any work to be done and materials to be furnished, shall be regarded as meaning that only the best general practice is to prevail and that only material and workmanship of the best quality is to be used, and interpretation of these Specifications shall be made upon that basis.

The inclusion of the Related Requirements (or work specified elsewhere) in the General part of the specifications is only for the convenience of the Contractor, and shall not be interpreted as a complete list of related Specification Sections.

1.03 MATERIALS AND EQUIPMENT

A. Manufacturer

All transactions with the manufacturers or subcontractors shall be through the Contractor, unless the Contractor shall request, in writing to the County, that the manufacturer or subcontractor deal directly with the County. Any such transactions shall not in any way release the Contractor from his full responsibility under this Contract.

Any two or more pieces or material or equipment of the same kind, type or classification, and being used for identical types of services, shall be made by the same manufacturer.

B. Delivery

The Contractor shall deliver materials in ample quantities to insure the most speedy and uninterrupted progress of the work so as to complete the work within the allotted time. The Contractor shall also coordinate deliveries in order to avoid delay in, or impediment of, the progress of the work of any related Contractor.

C. Tools and Accessories

The Contractor shall, unless otherwise stated in the Contract Documents, furnish with each type, kind or size of equipment, one complete set of suitably marked high grade special tools and appliances which may be needed to adjust, operate, maintain or repair the equipment. Such tools and appliances shall be furnished in approved painted steel cases, properly labeled and equipped with good grade cylinder locks and duplicate keys.

Spare parts shall be furnished as specified.

Each piece of equipment shall be provided with a substantial nameplate, securely fastened in place and clearly inscribed with the manufacturer's name, year of manufacture, serial number, weight and principal rating data.

D. Installation of Equipment.

The Contractor shall have on hand sufficient proper equipment and machinery of ample capacity to facilitate the work and to handle all emergencies normally encountered in work of this character.

Equipment shall be erected in a neat and workmanlike manner on the foundations at the locations and elevations shown on the Plans, unless directed otherwise by the County during installation. All equipment shall be correctly aligned, leveled and adjusted for satisfactory operation and shall be installed so that proper and necessary connections can be made readily between the various units.

The Contractor shall furnish, install and protect all necessary anchor and attachment bolts and all other appurtenances needed for the installation of the devices included in the equipment specified. Anchor bolts shall be as approved by the County and made of ample size and strength for the purpose intended. Substantial templates and working drawings for installation shall be furnished.

The Contractor shall furnish all materials and labor for, and shall properly bed in non-shrink grout, each piece of equipment on its supporting base that rests on masonry foundations.

Grout shall completely fill the space between the equipment base and the foundation. All metal surfaces coming in contact with concrete or grout shall receive a coat of coal tar epoxy equal to Koppers 300M or provide a 1/32-inch neophrene gasket between the metal surface and the concrete or grout.

E. Service of Manufacturer's Engineer

The Contract prices for equipment shall include the cost of furnishing (as required by equipment specifications sections) a competent and experienced engineer or superintendent who shall represent the manufacturer and shall assist the Contractor, when required, to install, adjust, test and place in operation the equipment in conformity with the Contract Documents. After the equipment is placed in permanent operation by

the County, such engineer or superintendent shall make all adjustments and tests required by the County to prove that such equipment is in proper and satisfactory operating condition, and shall instruct such personnel as may be designated by the County in the proper operation and maintenance of such equipment.

1.04 INSPECTION AND TESTING

A. General

Inspection and testing of materials will be performed by the County unless otherwise specified.

For tests specified to be made by the Contractor, the testing personnel shall make the necessary inspections and tests and the reports thereof shall be in such form as will facilitate checking to determine compliance with the Contract Documents. Three (3) copies of the reports shall be submitted and authoritative certification thereof must be furnished to the County as a prerequisite for the acceptance of any material or equipment.

If, in the making of any test of any material or equipment, it is ascertained by the County that the material or equipment does not comply with the Contract, the Contractor will be notified thereof and he will be directed to refrain from delivering said material or equipment, or to remove it promptly from the site or from the work and replace it with acceptable material, without cost to the County.

Tests of electrical and mechanical equipment and appliances shall be conducted in accordance with recognized test codes of the ANSI, ASME, or the IEEE, except as may otherwise be stated herein.

The Contractor shall be fully responsible for the proper operation of equipment during tests and instruction periods and shall neither have nor make any claim for damage which may occur to equipment prior to the time when the County formally takes over the operation thereof.

B. Costs

All inspection and testing of materials furnished under this Contract will be performed by the County or duly authorized inspection engineers or inspections bureaus without cost to the Contractor, unless otherwise expressly specified.

The cost of shop and field tests of equipment and of certain other tests specifically called for in the Contract Documents shall be borne by the Contractor and such costs shall be deemed to be included in the Contract price.

Materials and equipment submitted by the Contractor as the equivalent to those specifically named in the Contract may be tested by the County for compliance. The Contractor shall reimburse the County for the expenditures incurred in making such tests on materials and equipment which are rejected for non-compliance.

C. Inspections of Materials

The Contractor shall give notice in writing to the County, at least two weeks in advance of his intention to commence the manufacture or preparation of materials especially manufactured or prepared for use in or as part of the permanent construction. Such notice

shall contain a request for inspection, the date of commencement and the expected date of completion of the manufacture or preparation of materials. Upon receipt of such notice, the County will arrange to have a representative present at such times during the manufacture as may be necessary to inspect the materials or he will notify the Contractor that the inspection will be made at a point other than the point of manufacture, or he will notify the Contractor that inspection will be waived. The Contractor must comply with these provisions before shipping any material. Such inspection shall not release the Contractor from the responsibility for furnishing materials meeting the requirements of the Contract Documents.

D. Certificate of Manufacture

When inspection is waived or when the County so requires, the Contractor shall furnish to him authoritative evidence in the form of Certificates of Manufacture that the materials to be used in the work have been manufactured and tested in conformity with the Contract Documents. These certificates shall be notarized and shall include copies of the results of physical tests and chemical analyses, where necessary, that have been made directly on the product or on similar products of the manufacturer.

E. Shop Tests of Operating Equipment

Each piece of equipment for which pressure, duty, capacity, rating, efficiency, performance, function or special requirements are specified shall be tested in the shop of the maker in a manner which shall conclusively prove that its characteristics comply fully with the requirements of the Contract Documents. No such equipment shall be shipped to the work until the County notifies the Contractor, in writing, that the results of such tests are acceptable.

The cost of shop tests and of furnishing manufacturer's preliminary and shop test data of operating equipment shall be borne by the Contractor.

F. Preliminary Field Tests

As soon as conditions permit, the Contractor shall furnish all labor, materials, and instruments and shall make preliminary field tests of equipment. If the preliminary field tests disclose any equipment furnished under this Contract which does not comply with the requirements of the Contract Documents, the Contractor shall, prior to the acceptance tests, make all changes, adjustments and replacements required. The furnishing Contractor shall assist in the preliminary field tests as applicable.

G. Final Field Tests

Upon completion of the work and prior to final payment, all equipment and piping installed under this Contract shall be subjected to acceptance tests as specified or required to prove compliance with the Contract Documents.

The Contractor shall furnish labor, fuel, energy, water and all other materials, equipment and instruments necessary for all acceptance tests, at no additional cost to the County. The Supplier shall assist in the final field tests as applicable.

H. Failure of Tests

Any defects in the materials and equipment or their failure to meet the tests, guarantees or requirements of the Contract Documents shall be promptly corrected by the Contractor. The decision of the County as to whether or not the Contractor has fulfilled his obligations under the Contract shall be final and conclusive. If the Contractor fails to make these corrections or if the improved materials and equipment, when tested, shall again fail to meet the guarantees of specified requirements, the County, notwithstanding its partial payment for work, and materials and equipment, may reject the materials and equipment and may order the Contractor to remove them from the site at his own expense.

In case the County rejects any materials and equipment, then the Contractor shall replace the rejected materials and equipment within a reasonable time. If he fails to do so, the County may, after the expiration of a period of thirty (30) calendar days after giving him notice in writing, proceed to replace such rejected materials and equipment, and the cost thereof shall be deducted from any compensation due or which may become due the Contractor under his Contract.

I. Final Inspection

During such final inspections, the work shall be clean and free from water. In no case will the final pay application be prepared until the Contractor has complied with all requirements set forth and the County has made his final inspection of the entire work and is satisfied that the entire work is properly and satisfactorily constructed in accordance with the requirements of the Contract Document.

1.05 TEMPORARY STRUCTURES

A. Temporary Fences

If, during the course of the work, it is necessary to remove or disturb any fence or part thereof, the Contractor shall, at his own expense, if so ordered by the County, provide a suitable temporary fence which shall be maintained until the permanent fence is replaced. The County shall be solely responsible for the determination of the necessity for providing a temporary fence and the type of temporary fence to be used.

1.06 TEMPORARY SERVICES

A. First Aid

The Contractor shall keep upon the site, at each location where work is in progress, a completely equipped first aid kit and shall provide ready access thereto at all times when people are employed on the work.

1.07 LINES AND GRADES

A. Grade

All work under this Contract shall be constructed in accordance with the lines and grades shown on the Plans, or as given by the County. The full responsibility for keeping alignment and grade shall rest upon the Contractor.

B. Safeguarding Marks

The Contractor shall safeguard all points, stakes, grade marks, monuments and bench marks made or established on the work, bear the cost of reestablishing them if disturbed, and bear the entire expense of rectifying work improperly installed due to not maintaining or protecting or removing without authorization such established points, stakes and marks.

The Contractor shall safeguard all existing and known property corners, monuments and marks adjacent to but not related to the work and, if required, shall bear the cost of reestablishing them if disturbed or destroyed.

C. Datum Plane

All elevations indicated or specified refer to the Mean Sea Level Datum of the NGVD 1929 Datum and/or NAVD 1988.

1.08 ADJACENT STRUCTURES AND LANDSCAPING

A. Responsibility

The Contractor shall also be entirely responsible and liable for all damage or injury as a result of his operations to all other adjacent public and private property, structures of any kind and appurtenances thereto met with during the progress of the work. The cost of protection, replacement in their original locations and conditions or payment of damages for injuries to such adjacent public and private property and structures affected by the work, whether or not shown on the Plans, and the removal, relocation and reconstruction of such items called for on the Plans or specified shall be included in the various Contract Items and no separate payments will be made therefore. Where such public and private property, structures of any kind and appurtenances thereto are not shown on the Plans and when, in the opinion of the County, additional work is deemed necessary to avoid interference with the work, payment therefore will be made as provided for in the General Conditions.

Contractor is expressly advised that the protection of buildings, structures, tunnels, tanks, pipelines, etc. and related work adjacent and in the vicinity of his operations, wherever they may be, is solely his responsibility. Conditional inspection of buildings or structures in the immediate vicinity of the project which may reasonably be expected to be affected by the Work shall be performed by and be the responsibility of the Contractor.

Contractor shall, before starting operations, make an examination of the interior and exterior of the adjacent structures, buildings, facilities, etc., and record by notes, measurements, photographs, etc., conditions which might be aggravated by open excavation and construction. Repairs or replacement of all conditions disturbed by the construction shall be made to the satisfaction of the County. This does not preclude conforming to the requirements of the insurance underwriters. Copies of surveys, photographs, reports, etc., shall be given to the County.

Prior to the beginning of any excavations, the Contractor shall advise the County of all buildings or structures on which he intends to perform work or which performance of the project work will affect.

B. Protection of Trees

1. All trees and shrubs shall be adequately protected by the Contractor with boxes and otherwise and in accordance with ordinances governing the protection of

trees. No excavated materials shall be placed so as to injure such trees or shrubs. Trees or shrubs destroyed by negligence of the Contractor or his employees shall be replaced by him with new stock of similar size and age, at the proper season and at the sole expense of the Contractor.

2. Beneath trees or other surface structures, where possible, pipelines may be built in short tunnels, backfilled with excavated materials, except as otherwise specified, or the trees or structures carefully supported and protected from damage.
3. The County may order the Contractor, for the convenience of the County, to remove trees along the line or trench excavation. If so ordered, the County will obtain any permits required for removal of trees. Such tree removal ordered shall be paid for under the appropriate Contract Items.

C. Lawn Areas

Lawn areas shall be left in as good condition as before the starting of the work. Where sod is to be removed, it shall be carefully removed, and later replaced, or the area where sod has been removed shall be restored with new sod.

D. Restoration of Fences

Any fence, or part thereof, that is damaged or removed during the course of the work shall be replaced or repaired by the Contractor and shall be left in as good a condition as before the starting of the work. The manner in which the fence is repaired or replaced and the materials used in such work shall be subject to the approval of the County. The cost of all labor, materials, equipment, and work for the replacement or repair of any fence shall be deemed included in the appropriate Contract Item or items, or if no specific Item is provided therefore, as part of the overhead cost of the work, and no additional payment will be made therefore.

1.09 PROTECTION OF WORK AND PUBLIC

A. Barriers and Lights

During the prosecution of the work, the Contractor shall put up and maintain at all times such barriers and lights as will effectually prevent accidents. The Contractor shall provide suitable barricades, red lights, "danger" or "caution" or "street closed" signs and watchmen at all places where the work causes obstructions to the normal traffic or constitutes in any way a hazard to the public, in accordance with state and local requirements.

B. Smoke Prevention

A strict compliance with ordinances regulating the production and emission of smoke will be required. No open fires will be permitted.

C. Noise

The Contractor shall eliminate noise to as great an extent as practicable at all times. Air compressing plants shall be equipped with silencers and the exhaust of all engines or other power equipment shall be provided with mufflers. In the vicinity of hospitals and schools, special care shall be used to avoid noise or other nuisances. The Contractor shall strictly observe all local regulations and ordinances covering noise control.

D. Access to Public Services

Neither the materials excavated nor the materials or plant used in the construction of the work shall be so placed as to prevent free access to all fire hydrants, valves or manholes.

E. Dust prevention

The Contractor shall prevent dust nuisance from his operations or from traffic by keeping the roads and/or construction areas sprinkled with water at all times.

1.10 CUTTING AND PATCHING

The Contractor shall do all cutting, fitting or patching of his portion of the work that may be required to make the several parts thereof join and coordinate in a manner satisfactory to the County and in accordance with the Plans and Specifications. The work must be done by competent workmen skilled in the trade required by the restoration.

1.11 CLEANING

A. During Construction

During construction of the work, the Contractor shall, at all times, keep the site of the work and adjacent premises as free from material, debris and rubbish as is practicable and shall remove the same from any portion of the site if, in the opinion of the County, such material, debris, or rubbish constitutes a nuisance or is objectionable. The Contractor shall remove from the site all of his surplus materials and temporary structures when no further need therefore develops.

B. Final Cleaning

At the conclusion of the work, all equipment, tools, temporary structures and materials belonging to the Contractor shall be promptly taken away, and he shall remove and promptly dispose of all water, dirt, rubbish or any other foreign substances.

The Contractor shall thoroughly clean all equipment and materials installed by him and shall deliver such materials and equipment undamaged in a bright, clean, polished and new operating condition.

1.12 MISCELLANEOUS

A. Protection Against Siltation and Bank Erosion

1. The Contractor shall arrange his operations to minimize siltation and bank erosion on construction sites and on existing or proposed water courses and drainage ditches.
2. The Contractor, at his own expense, shall remove any siltation deposits and correct any erosion problems as directed by the County which results from his construction operations.

B. Protection of Wetland Areas

The Contractor shall properly dispose of all surplus material, including soil, in accordance with Local, State and Federal regulations. Under no circumstances shall surplus material

be disposed of in wetland areas as defined by the Florida Department of Environmental Protection or Southwest Florida Water Management District.

C. Existing Facilities

The work shall be so conducted to maintain existing facilities in operation insofar as is possible. Requirements and schedules of operations for maintaining existing facilities in service during construction shall be as described in the Special Provisions.

D. Use of Chemicals

All chemicals used during project construction or furnished for project operation, whether herbicide, pesticide, disinfectant, polymer, reactant, or of other classification, must show approval of either EPA or USDA. Use of all such chemicals and disposal of residues shall be in strict conformance with instructions.

PART 2 PRODUCTS (NOT USED)

PART 3 EXECUTION (NOT USED)

END OF SECTION

SECTION 01010 SUMMARY OF WORK

PART 1 GENERAL

1.01 WORK COVERED BY CONTRACT DOCUMENTS/REQUIREMENTS INCLUDED

- A. The work in this contract includes but is not limited to the construction of water and sewer utility relocations for the 15th Street East and 51st Avenue road project. Installation and relocation of waterlines, sewer laterals, hydrants, and associated facilities is required including all testing and coordination required by Utility Owners, and state and local government regulations. Associated pavement repair, erosion control, sodding, and surface restoration shall be included in the road construction costs and quantities.
- B. The Contractor shall furnish all shop drawings, working drawings, labor, materials, equipment, tools, services and incidentals necessary to complete all work required by these Specifications and as shown on the Contract Drawings.
- C. The Contractor shall perform the work complete, in place and ready for continuous service and shall include any repairs, replacements, and/or restoration required as a result of damages caused prior to acceptance by the County.
- D. The Contractor shall furnish and install all materials, equipment and labor which is reasonably and properly inferable and necessary for the proper completion of the work, whether specifically indicated in the Contract Documents or not.

1.02 CONTRACTS

Construct all the Work under a single contract.

1.03 WORK SEQUENCE

- A. All work done under this Contract shall be done with a minimum of inconvenience to the users of the system or facility. The Contractor shall coordinate his work with private property owners such that existing utility services are maintained to all users to the maximum extent possible.
- B. The Contractor shall, if necessary and feasible, construct the work in stages to accommodate the County's use of the premises during the construction period; coordinate the construction schedule and operations with the County's Representative.
- C. The Contractor shall, where feasible, construct the Work in stages to provide for public convenience and not close off public use of any facility until completion of construction to provide alternative usage.

1.04 CONSTRUCTION AREAS

- A. The Contractor shall: Limit his use of the construction areas for work and for storage, to allow for:
 - 1. Work by other Contractors.
 - 2. County's Use.
 - 3. Public Use.

- B. Coordinate use of work site under direction of County's Representative.
- C. Assume full responsibility for the protection and safekeeping of products under this Contract, stored on the site.
- D. Move any stored products under the Contractor's control, which interfere with operations of the County or separate contractor.
- E. Obtain and pay for the use of additional storage of work areas needed for Contractor operations.

1.05 COUNTY OCCUPANCY

- A. It is assumed that portions of the Work will be completed prior to completion of the entire Work. Upon completion of construction of each individual facility, including testing, if the County, at its sole discretion, desires to accept the individual facility, the Contractor will be issued a dated certificate of completion and acceptance for each individual facility. The County will assume ownership and begin operation of the individual facility on that date and the three-year guaranty period shall commence on that date. The County has the option of not accepting the entire work as a whole until it is completed, tested and approved by the County.

1.06 PARTIAL COUNTY OCCUPANCY

The Contractor shall schedule his operations for completion of portions of the Work, as designated, for the County's occupancy prior to substantial completion of the entire work.

PART 2 PRODUCTS (NOT USED)

PART 3 EXECUTION (NOT USED)

END OF SECTION

SECTION 01015 CONTROL OF WORK

PART 1 GENERAL

1.01 WORK PROGRESS

The Contractor shall furnish personnel and equipment which will be efficient, appropriate and adequately sized to secure a satisfactory quality of work and a rate of progress which will insure the completion of the work within the time stipulated in the Contract. If at any time such personnel appears to the County to be inefficient, inappropriate, or insufficient for securing the quality of work required for producing the rate of progress aforesaid, he may order the Contractor to increase the efficiency, change the character, or increase the personnel and equipment and the Contractor shall conform to such order. Failure of the County to give such order shall in no way relieve the Contractor of his obligations to secure the quality of the work and rate of progress required.

1.02 PRIVATE LAND

The Contractor shall not enter or occupy private land outside of easements, except by permission of the affected property owner.

1.03 WORK LOCATIONS

Work shall be located substantially as indicated on the drawings, but the County reserves the right to make such modifications in locations as may be found desirable to avoid interference with existing structures or for other reasons.

1.04 OPEN EXCAVATIONS

- A. All open excavations shall be adequately safeguarded by providing temporary barricades, caution signs, lights and other means to prevent accidents to persons and damage to property. The Contractor shall, at his own expense, provide suitable and safe bridges and other crossings for accommodating travel by pedestrians and workmen. Bridges provided for access to private property during construction shall be removed when no longer required. If the excavation becomes a hazard, or if it excessively restricts traffic at any point, the County may require special construction procedures such as limiting the length of open trench, prohibiting stacking excavated material in the street and requiring that the trench shall not remain open overnight.
- B. The Contractor shall take precautions to prevent injury to the public due to open trenches. All trenches, excavated material, equipment, or other obstacles which could be dangerous to the public shall be barricaded and well lighted at all times when construction is not in progress.

1.05 DISTRIBUTION SYSTEMS AND SERVICES

- A. The Contractor shall avoid interruptions to water, telephone, cable TV, sewer, gas, or other related utility services. He shall notify the County and the appropriate agency well in advance of any requirement for dewatering, isolating, or relocating a section of a utility, so that necessary arrangements may be made.
- B. If it appears that utility service will be interrupted for an extended period, the County may order the Contractor to provide temporary service lines at the Contractor's expense.

Inconvenience of the users shall be kept to the minimum, consistent with existing conditions. The safety and integrity of the systems are of prime importance in scheduling work.

1.06 PROTECTION AND RELOCATION OF EXISTING STRUCTURES AND UTILITIES

- A. The Contractor shall assume full responsibility for the protection of all buildings, structures and utilities, public or private, including poles, signs, services to building utilities, gas pipes, water pipes, hydrants, sewers, drains and electric and telephone cables and other similar facilities, whether or not they are shown on the Drawings. The Contractor shall carefully support and protect all such structures and utilities from injury of any kind. Any damage resulting from the Contractor's operation shall be repaired by the Contractor at his expense.
- B. The Contractor shall bear full responsibility for obtaining locations of all underground structures and utilities (including existing water services, drain lines and sewers). Services to buildings shall be maintained and all costs or charges resulting from damage thereto shall be paid by the Contractor.
- C. Protection and temporary removal and replacement of existing utilities and structures as described in this Section shall be a part of the work under the Contract and all costs in connection therewith shall be included in the unit prices established in the Bid.
- D. If, in the opinion of the County, permanent relocation of a utility owned by the County is required, he may direct the Contractor, in writing, to perform the work. Work so ordered will be paid for at the Contract unit prices, if applicable, or as extra work as classified in the General Conditions. If relocation of a privately owned utility is required, the County will notify the utility to perform the work as expeditiously as possible. The Contractor shall fully cooperate with the County and utility and shall have no claim for delay due to such relocation. The Contractor shall notify public utility companies in writing at least 48 hours (excluding Saturdays, Sundays and legal holidays) before excavating near their utilities.

1.07 TEST PITS

Test pits for the purpose of locating underground pipeline or structures in advance of the construction shall be excavated and backfilled by the Contractor immediately after the utility location and the surface shall be restored in a manner equal or better than the original condition. No separate payment will be made.

1.08 CARE AND PROTECTION OF PROPERTY

- A. The Contractor shall be responsible for the preservation of all public and private property and shall use every precaution necessary to prevent damage thereto. If any direct or indirect damage is done to public or private property by or on account of any act, omission, neglect, or misconduct in the execution of the work on the part of the Contractor, such property shall be restored by the Contractor, at his expense, to a condition equal or better to that existing before the damage was done, or he shall make good the damage in another manner acceptable to the County.
- B. All sidewalks which are disturbed by the Contractor's operations shall be restored to their original or better condition by the use of similar or comparable materials. All curbing shall be restored in a condition equal to the original construction and in accordance with the best modern practice.

- C. Along the location of this work, all fences, walks, bushes, trees, shrubbery and other physical features shall be protected and restored in a thoroughly workmanlike manner unless otherwise shown on the drawings. Fences and other features removed by the Contractor shall be replaced in the location indicated by the County as soon as conditions permit. All grass areas beyond the limits of construction which have been damaged by the Contractor shall be regraded and sodded to equal or exceed original conditions.
- D. Trees close to the work which drawings do not specify to be removed, shall be boxed or otherwise protected against injury. The Contractor shall trim all branches that are liable to damage because of his operations, but in no case shall any tree be cut or removed without prior notification to the County. All injuries to bark, trunk, limbs and roots of trees shall be repaired by dressing, cutting and painting according to approved methods, using only approved tools and materials.
- E. The protection, removal and replacement of existing physical features along the line of work shall be a part of the work under the Contract and all costs in connection therewith shall be included in the unit and/or lump sum prices established under the items in the Bid.

1.09 MAINTENANCE OF TRAFFIC

- A. Open pits, trenches, unpaved streets, debris, or other obstructions due to construction that will prevent the normal flow of traffic during an extended construction stoppage, for any reason, shall be minimized. In the event an extended construction stoppage is found to be necessary, Contractor shall, at his own expense, provide normal traffic flow during extended construction stoppage. Extended stoppage will be defined by the County.
- B. All excavated material shall be placed so that vehicular and pedestrian traffic may be maintained at all times. If the Contractor's operations cause traffic hazards, he shall repair the road surface, provide temporary roadways, erect wheel guards or fences, or take other safety measures which are satisfactory to the County.
- C. NOT USED.

1.10 WATER FOR CONSTRUCTION PURPOSES

- A. In locations where public water supply is available, the Contractor may purchase water for all construction purposes.
- B. The Contractor shall be responsible for paying for all water tap fees incurred for the purpose of obtaining a potable water service or temporary use meter.

1.11 MAINTENANCE OF FLOW

The Contractor shall at his own cost, provide for the flow of sewers, drains and water courses interrupted during the progress of the work and shall immediately cart away and remove all offensive matter. The entire procedure of maintaining existing flow shall be fully discussed with the County well in advance of the interruption of any flow.

1.12 CLEANUP

During the course of the work, the Contractor shall keep the site of his operations in as clean and neat a condition as is possible. He shall dispose of all residue resulting from

the construction work and at the conclusion of the work, he shall remove and haul away any surplus excavation, broken pavement, lumber, equipment, temporary structures and any other refuse remaining from the construction operations and shall leave the entire site of the work in a neat and orderly condition.

1.13 COOPERATION WITHIN THIS CONTRACT

- A. All firms or person authorized to perform any work under this Contract shall cooperate with the General Contractor and his subcontractors or trades and shall assist in incorporating the work of other trades where necessary or required.
- B. Cutting and patching, drilling and fitting shall be carried out where required by the trade or subcontractor having jurisdiction, unless otherwise indicated herein or directed by the County.

1.14 PROTECTION OF CONSTRUCTION AND EQUIPMENT

- A. All newly constructed work shall be carefully protected from injury in any way. No wheeling or walking or placing of heavy loads on it shall be allowed and all portions injured shall be reconstructed by the Contractor at his own expense.
- B. All structures shall be protected in a manner approved by the County. Should any of the floors or other parts of the structures become heaved, cracked, or otherwise damaged, all such damaged portions of the work shall be completely repaired and made good by the Contractor, at his own expense and to the satisfaction of the County. If, in the final inspection of the work, any defects, faults, or omissions are found, the Contractor shall cause the same to be repaired or removed and replaced by proper materials and workmanship without extra compensation for the materials and labor required. Further, the Contractor shall be fully responsible for the satisfactory maintenance and repair of the construction and other work undertaken herein, for at least the warranty period described in the Contract.
- C. Further, the Contractor shall take all necessary precautions to prevent damage to any structure due to water pressure during and after construction and until such structure is accepted and taken over by the County.

1.15 CONSTRUCTION WITHIN RIGHT-OF-WAY

Where pipe lines are installed within FDOT right-of-way, all excavation backfill and compaction for the purpose of reconstructing roadways and/or adjacent slopes contiguous thereto shall be in accordance with FDOT or Manatee County Standards and Specifications, whichever is applicable. Contractor shall satisfy the authorized representative of the FDOT with respect to proper safety procedures, construction methods, required permitting, etc., within the FDOT right-of-way.

PART 2 PRODUCTS (NOT USED)

PART 3 EXECUTION (NOT USED)

END OF SECTION

SECTION 01030 SPECIAL PROJECT PROCEDURES

PART 1 GENERAL

1.01 PERMITS

Upon notice of award, the Contractor shall immediately apply for all applicable permits not previously obtained by the County to do the work from the appropriate governmental agency or agencies. No work shall commence until all applicable permits have been obtained and copies delivered to the County. The costs for obtaining all permits shall be borne by the Contractor.

1.02 CONNECTIONS TO EXISTING SYSTEM

The Contractor shall perform all work necessary to locate, excavate and prepare for connections to the existing systems all as shown on the Drawings or where directed by the County. The cost for this work and for the actual connection shall be included in the price bid for the project and shall not result in any additional cost to the County. The termination point for each contract shall be as shown on the Contract Drawings.

1.03 RELOCATIONS

The Contractor shall be responsible for the coordination of the relocation of structures, including but not limited to light poles, power poles, signs, sign poles, fences, piping, conduits and drains that interfere with the positioning of the work as set out on the Drawings. No relocation of the items under this Contract shall be done without approval from the County.

1.04 EXISTING UNDERGROUND PIPING, STRUCTURES AND UTILITIES

- A. The attention of the Contractor is drawn to the fact that during excavation, the possibility exists of the Contractor encountering various utility lines not shown on the Drawings. The Contractor shall exercise extreme care before and during excavation to locate and flag these lines as to avoid damage to the existing lines.
- B. It is the responsibility of the Contractor to ensure that all utility or other poles, the stability of which may be endangered by the close proximity of excavation, are temporarily stayed in position while work proceeds in the vicinity of the pole and that the utility or other companies concerned be given reasonable advance notice.
- C. The existing utility locations are shown without express or implied representation, assurance, or guarantee that they are complete or correct or that they represent a true picture of underground piping to be encountered. The Contractor shall be responsible for notifying the various utility companies to locate their respective utilities in advance of construction in conformance with all requirements provided for in the Florida Underground Facilities Damage Prevention and Safety Act (Florida Statutes, Title XXXIII, Chapter 556).
- D. The existing piping and utilities that interfere with new construction shall be rerouted as shown, specified, or required. Before any piping and utilities not shown on the Drawings are disturbed, the Contractor shall notify the County and shall provide suggestions on how best to resolve the issue.

- E. The Contractor shall exercise care in any excavation to locate all existing piping and utilities. All utilities which do not interfere with complete work shall be carefully protected against damage. Any existing utilities damaged in any way by the Contractor shall be restored or replaced by the Contractor at his expense as directed by the County.
- F. It is intended that wherever existing utilities such as water, sewer, gas, telephone, electrical, or other service lines must be crossed, deflection of the pipe within recommended limits and cover shall be used to satisfactorily clear the obstruction unless otherwise indicated in the Drawings. However, when in the opinion of the County this procedure is not feasible, he may direct the use of fittings for a utilities crossing as detailed on the Drawings. No deflections will be allowed in gravity sanitary sewer lines or in existing storm sewer lines.

1.05 SUSPENSION OF WORK DUE TO WEATHER

Refer to FDOT Standards and Specifications Book, Section 8.

1.06 HURRICANE PREPAREDNESS PLAN

- A. Within 30 days of the date of Notice to Proceed, the Contractor shall submit to the County a Hurricane Preparedness Plan. The plan should outline the necessary measures which the Contractor proposes to perform at no additional cost to the County in case of a hurricane warning.
- B. In the event of inclement weather, or whenever County shall direct, Contractor shall insure that he and his Subcontractors shall carefully protect work and materials against damage or injury from the weather. If, in the opinion of the County, any portion of work or materials is damaged due to the failure on the part of the Contractor or Subcontractors to protect the work, such work and materials shall be removed and replaced at the expense of the Contractor.

1.07 POWER SUPPLY

Electricity as may be required for construction and permanent power supply shall be secured and purchased by the Contractor.

1.08 SALVAGE

Any existing equipment or material, including, but not limited to, valves, pipes, fittings, couplings, etc., which is removed or replaced as a result of construction under this project may be designated as salvage by the County and if so shall be protected for a reasonable time until picked up by the County. Any equipment or material not worthy of salvaging, as directed by the County, shall be disposed of by the Contractor at no additional cost.

1.09 DEWATERING

- A. The Contractor shall do all groundwater pumping necessary to prevent flotation of any part of the work during construction operations with his own equipment.
- B. The Contractor shall pump out water and wastewater which may seep or leak into the excavations for the duration of the Contract and with his own equipment. He shall dispose of this water in an appropriate manner.

1.10 ADDITIONAL PROVISIONS

- A. Before commencing work on any of the existing pipelines, structures or equipment, the Contractor shall notify the County, in writing, at least 10 calendar days in advance of the date he proposes to commence such work.
- B. The Contractor shall provide, at his own expense, all necessary temporary facilities for access to and for protection of, all existing facilities. The County's personnel must have ready access at all times to the existing facilities. The Contractor is responsible for all damage to existing structures, equipment and facilities caused by his construction operations and must repair all such damage when and as ordered by the County.

1.11 CONSTRUCTION CONDITIONS

The Contractor shall strictly adhere to the specific requirements of the governmental unit(s) and/or agency(ies) having jurisdiction over the work. Wherever there is a difference in the requirements of a jurisdictional body and these Specifications, the more stringent shall apply.

1.12 PUBLIC NUISANCE

- A. The Contractor shall not create a public nuisance including but not limited to encroachment on adjacent lands, flooding of adjacent lands, excessive noise or dust.
- B. Sound levels must meet Manatee County Ordinance #87-34, (which amends Ordinance 81-3, The Manatee County Noise Control Ordinance). Sound levels in excess of such ordinance are sufficient cause to have the work halted until equipment can be quieted to these levels. Work stoppage by the County for excessive noise shall not relieve the Contractor of the other portions of this specification.
- C. No extra charge may be made for time lost due to work stoppage resulting from the creation of a public nuisance.

1.13 WARRANTIES

- A. All material supplied under these Specifications shall be warranted by the Contractor and the manufacturers for a period of three (3) years. Warranty period shall commence on the date of final acceptance by the County.
- B. The material shall be warranted to be free from defects in workmanship, design and materials. If any part of the system should fail during the warranty period, it shall be replaced at no expense to the County.
- C. The manufacturer's warranty period shall run concurrently with the Contractor's warranty or guarantee period. No exception to this provision shall be allowed. The Contractor shall be responsible for obtaining warranties from each of the respective suppliers or manufacturers for all the material specified under these contract specifications,
- D. In the event that the manufacturer is unwilling to provide a three-year warranty commencing at the time of County acceptance, the Contractor shall obtain from the manufacturer a four (4) year warranty starting at the time of equipment delivery to the job

site. This four-year warranty shall not relieve the Contractor of the three-year warranty starting at the time of County acceptance of the equipment.

1.14 FUEL STORAGE & FILLING

- A. If the contractor is storing fuel on site, or doing his own fuel filling of portable equipment (other than hand-held equipment), he is responsible for any required response, clean-up or reporting required, at no additional cost to the county.
- B. The Contractor shall prepare and submit a fuel storage / spill abatement plan prior to start of construction if required.

PART 2 PRODUCTS (NOT USED)

PART 3 EXECUTION (NOT USED)

END OF SECTION

SECTION 01045 CUTTING AND PATCHING

PART 1 GENERAL

1.01 REQUIREMENTS INCLUDED

- A. The Contractor shall be responsible for all cutting, fitting and patching, including excavation and backfill, required to complete the work or to:
1. Make its several parts fit together properly.
 2. Uncover portions of the work to provide for installation of ill-timed work.
 3. Remove and replace defective work.
 4. Remove and replace work not conforming to requirements of Contract Documents.
 5. Provide penetrations of non-structural surfaces for installation of piping and electrical conduit.

PART 2 PRODUCTS

2.01 MATERIALS

Comply with specifications and standards for each specific product involved.

PART 3 EXECUTION

3.01 INSPECTION

- A. Inspect existing conditions of project, including elements subject to damage or to movement during cutting and patching.
- B. After uncovering work, inspect conditions affecting installation of products, or performance of work.
- C. Report unsatisfactory or questionable conditions to County. Do not proceed with work until County has provided further instructions.

3.02 PREPARATION

- A. Provide adequate temporary support as necessary to assure structural value to integrity of affected portion of work.
- B. Provide devices and methods to protect other portions of project from damage.
- C. Provide protection from elements for that portion of the project which may be exposed by cutting and patching work and maintain excavations free from water.

3.03 PERFORMANCE

- A. Execute cutting and demolition by methods which will prevent damage to other work and will provide proper surfaces to receive installation of repairs.
- B. Execute excavating and backfilling by methods which will prevent settlement or damage to other work.

- C. Fit and adjust products to provide a finished installation to comply with specified products, functions, tolerances and finishes.
- D. Restore work which has been cut or removed; install new products to provide completed work in accordance with the requirements of the Contract Documents.
- E. Replace surfaces airtight to pipes, sleeves, ducts, conduit and other penetrations through surfaces.
- F. Refinish entire surfaces as necessary to provide an even finish to match adjacent finishes.

END OF SECTION

SECTION 01050 FIELD ENGINEERING AND SURVEYING

PART 1 GENERAL

1.01 REQUIREMENTS INCLUDED

- A. The Contractor shall provide and pay for field surveying service required for the project.
- B. The Contractor shall furnish and set all necessary stakes to establish the lines and grades as shown on the Contract Drawings and layout each portion of the Work of the Contract.

1.02 QUALIFICATION OF SURVEYOR AND ENGINEER

All construction staking shall be conducted by or under the supervision of a Florida Registered Professional Surveyor and Mapper. The Contractor shall be responsible for the layout of all such lines and grades, which will be subject to verification by the County.

1.03 SURVEY REFERENCE POINTS

- A. Existing basic horizontal and vertical control points for the Project are designated on the Contract Drawings.
- B. Locate and protect all survey monumentation, property corners and project control points prior to starting work and preserve all permanent reference points during construction. All costs associated with the replacement of all survey monumentation, property corners and project control points shall be borne by the Contractor.

Make no changes or relocations without prior written notice to County.

Report to County when any reference point is lost or destroyed, or requires relocation because of necessary changes in grades or locations.

Require surveyor to replace project control points which may be lost or destroyed.

Establish replacements based on original survey control.

1.04 PROJECT SURVEY REQUIREMENTS

The Contractor shall establish temporary bench marks as needed, referenced to data established by survey control points.

1.05 RECORDS

The Contractor shall employ a Professional Engineer or Surveyor registered in the State of Florida to verify survey data and properly prepare record drawings per Section 01720.

PART 2 PRODUCTS (NOT USED)

PART 3 EXECUTION (NOT USED)

END OF SECTION

SECTION 01090 REFERENCE STANDARDS

PART 1 GENERAL

1.01 REQUIREMENTS

Abbreviations and acronyms used in Contract Documents to identify reference standards.

- A. Application: When a standard is specified by reference, comply with requirements and recommendations stated in that standard, except when requirements are modified by the Contract Documents, or applicable codes established stricter standards.
- B. Publication Date: The most recent publication in effect on the date of issue of Contract Documents, except when a specific publication date is specified.

1.03 ABBREVIATIONS, NAMES AND ADDRESSES OR ORGANIZATIONS

Obtain copies of reference standards direct from publication source, when needed for proper performance of work, or when required for submittal by Contract Documents.

AA	Aluminum Association 818 Connecticut Avenue, N.W. Washington, DC 20006
AASHTO	American Association of State Highway and Transportation Officials 444 North Capital Street, N.W. Washington, DC 20001
ACI	American Concrete Institute Box 19150 Reford Station Detroit, MI 48219
AI	Asphalt Institute Asphalt Institute Building College Park, MD 20740
AISC	American Institute of Steel Construction 1221 Avenue of the Americas New York, NY 10020
AISI	American Iron and Steel Institute 1000 16th Street NW Washington, DC 20036
ANSI	American National Standards Institute 1430 Broadway New York, NY 10018
ASHRAE	American Society of Heating, Refrigerating and Air Conditioning Engineers 179I Tullie Circle, N.E. Atlanta, GA 30329

ASME	American Society of Mechanical Engineers 345 East 47th Street New York, NY 10017
ASTM	American Society for Testing and Materials 1916 Race Street Philadelphia, PA 19103
AWWA	American Water Works Association 6666 West Quincy Avenue Denver, CO 80235
AWS	American Welding Society 2501 N.W. 7th Street Miami, FL 33125
CRSI	Concrete Reinforcing Steel Institute 180 North LaSalle Street, Suite 2110 Chicago, IL 60601
FDEP	Florida Department of Environmental Protection 3900 Commonwealth Blvd. Tallahassee, Florida 32399
FDOT	Florida Department of Transportation Standards Specifications for Road and Bridge Construction Maps & Publication Sales - Mail Station 12 605 Suwannee St. Tallahassee, FL 32399-0450
FS	Federal Specification General Services Administration Specifications and Consumer Information Distribution Section (WFSIS) Washington Navy Yard, Bldg. 197 Washington, DC 20407
MCPW UTIL STD	Manatee County Utility Engineering 4410-B 66th St. W. Bradenton, FL 34210
MLSFA	Metal Lath/Steel Framing Association 221 North LaSalle Street Chicago, IL 60601
MMA	Monorail Manufacturer's Association 1326 Freeport Road Pittsburgh, PA 15238
NAAMM	National Association of Architectural Metal Manufacturers 221 North LaSalle Street Chicago, IL 60601
NEMA	National Electrical Manufacturer's Assoc.

2101 L Street N.W.
Washington, DC 20037

- OHSA Occupational Safety and Health Assoc.
5807 Breckenridge Pkwy., Suite A
Tampa, FL 33610-4249
- PCA Portland Cement Association
5420 Old Orchard Road
Skokie, IL 20076
- PCI Prestressed Concrete Institute
20 North Wacker Drive
Chicago, IL 60606
- SDI Steel Door Institute
712 Lakewood Center North
Cleveland, OH 44107
- SMACNA Sheet Metal and Air Conditioning Contractor's National Association
8224 Old Court House Road
Vienna, VA 22180
- SSPC Steel Structures Painting Council
402 24th Street, Suite 600
Pittsburgh, PA 15213
- SWFWMD Southwest Florida Water Management District
2379 Broad Street
Brooksville, FL 34604-6899
- UL Underwriter's Laboratories, Inc.
333 Pfingston Road
Northbrook, IL 60062

PART 2 PRODUCTS (NOT USED)

PART 3 EXECUTION (NOT USED)

END OF SECTION

SECTION 01150 MEASUREMENT AND PAYMENT

PART 1 GENERAL

1.01 SCOPE

- A. The scope of this section of the Contract Documents is to further define the items included in each Bid Item in the Bid Form section of the Contract Documents. Payment will be made based on the specified items included in the description in this section for each bid item.
- B. All contract prices included in the Bid Form section will be full compensation for all shop drawings, working drawings, labor, materials, tools, equipment and incidentals necessary to complete the construction as shown on the Drawings and/or as specified in the Contract Documents to be performed under this Contract. Actual quantities of each item bid on a unit price basis will be determined upon completion of the construction in the manner set up for each item in this section of the Specifications. Payment for all items listed in the Bid Form will constitute full compensation for all work shown and/or specified to be performed under this Contract.

1.02 ESTIMATED QUANTITIES

The quantities shown are approximate and are given only as a basis of calculation upon which the award of the Contract is to be made. The County does not assume any responsibility for the final quantities, nor shall the Contractor claim misunderstanding because of such estimate of quantities. Final payment will be made only for satisfactorily completed quantity of each item.

1.03 WORK OUTSIDE AUTHORIZED LIMITS

No payment will be made for work constructed outside the authorized limits of work.

1.04 MEASUREMENT STANDARDS

Unless otherwise specified for the particular items involved, all measurements of distance shall be taken horizontally or vertically.

1.05 AREA MEASUREMENTS

In the measurement of items to be paid for on the basis of area of finished work, the lengths and/or widths to be used in the calculations shall be the final dimensions measured along the surface of the completed work within the neat lines shown or designated.

1.06 LUMP SUM ITEMS

Where payment for items is shown to be paid for on a lump sum basis, no separate payment will be made for any item of work required to complete the lump sum items. Lump sum contracts shall be complete, tested and fully operable prior to request for final payment. Contractor may be required to provide a break-down of the lump sum totals.

1.07 UNIT PRICE ITEM

Separate payment will be made for the items of work described herein and listed on the Bid Form. Any related work not specifically listed, but required for satisfactory completion of the

work shall be considered to be included in the scope of the appropriate listed work items.

No separate payment will be made for the following items and the cost of such work shall be included in the applicable pay items of work. Final payments shall not be requested by the Contractor or made by the County until as-built (record) drawings have been submitted and approved by the County.

1. Shop Drawings, Working Drawings.
2. Clearing, grubbing and grading except as hereinafter specified.
3. Trench excavation, including necessary pavement removal and rock removal, except as otherwise specified.
4. Dewatering and disposal of surplus water.
5. Structural fill, backfill, and grading.
6. Replacement of unpaved roadways, and shrubbery plots.
7. Cleanup and miscellaneous work.
8. Foundation and borrow materials, except as hereinafter specified.
9. Testing and placing system in operation.
10. Any material and equipment required to be installed and utilized for the tests.
11. Pipe, structures, pavement replacement, asphalt and shell driveways and/or appurtenances included within the limits of lump sum work, unless otherwise shown.
12. Maintaining the existing quality of service during construction.
13. Maintaining or detouring of traffic.
14. Appurtenant work as required for a complete and operable system.
15. Seeding and hydromulching.
16. As-built Record Drawings.

BID ITEM 48 - DUCTILE IRON WATER LINE

Payment for all work included in this Bid Item shall be made at the applicable Contract unit price bid per linear foot for furnishing and installing the listed diameter and class of ductile iron water main (AWWA C-151, CL-350) pipe as shown on the Contract Drawings or where directed by the Project Representative. Measurement and Payment shall be made for the actual length of the listed diameter pipe installed and will represent full compensation for all labor, materials, excavation, including rock, 10 gage copper clad steel wire, detectable tape, dewatering, thrust blocking, joint restraints, bedding, backfill, compaction, testing and disinfection and equipment required to complete these Bid Items. No additional compensation will be made for excavation below the bottom of the pipe, for rock removal or bedding and backfill materials, or for repair of any trench settlement.

BID ITEM 49 - TAPPING SLEEVES/VALVES

Payment for all work included in these Bid Items shall be at the applicable Contract unit price bid per each tapping sleeve and tapping valve for furnishing and installing the listed diameter tapping sleeve and tapping valve, box, cover and concrete pad as shown on the Contract Drawings and listed on the Bid Form. Prior to the tapping operation, the Contractor will contact the County as to the date and time of the proposed work. The tapping operation itself up to 12-inches in diameter will be performed by the County. All tapping operations larger than 12 inches in diameter shall be performed by the Contractor with the County's Representative present. Payment shall represent full compensation for all labor, material, excavation, including rock as necessary, bedding, backfill, compaction testing, disinfection and equipment required to complete these Bid Items.

BID ITEM 50 - DUCTILE IRON FITTINGS

Payment for all work included in these Bid Items will be made at the applicable Contract unit price bid for furnishing and installing each listed ductile iron fitting (epoxy lined for wastewater, cement lined for water) as shown on the Contract Drawings and listed on the Bid Form. Payment will be made for each fitting installed and will represent full compensation for all labor, material, excavation, including rock, bedding, backfill, compaction, testing, disinfection, and equipment required to complete these Bid Items.

BID ITEM 51, 52 - REPLACE WATER SERVICE

Payment for all work included in this Bid Item shall be made at the applicable Contract unit price bid for each service type for furnishing and installing the listed 1" single water service lines, both short and long side, as shown on the Contract Drawings and where directed by the Project Representative. Payment shall represent full compensation for all labor, material, excavation, including rock, bedding, backfill, compaction, testing and disinfection and equipment required to complete these Bid Items.

This Bid Item includes the construction of potable water services including service line, meter box and appurtenances of the specified type acceptably furnished and installed as shown on the Drawings and where directed by the Project Representative. The work also includes removal of the existing meter box and appurtenances, connection of the new water service to the existing water service line, and installation of new service line as required on private property from the existing box to the meter box installed by the Contractor. The Project Representative may require a plumber licensed in Manatee County to install the portions of the work on private property. Measurement will be according to the type of services, long or short, single or double. The work shall include, but is not limited to; service piping, excavation, directional drilling, restoration, compaction, casing pipe, meter box, tapping saddles, corporation stops, curb stops, curb or pavement location disks, 10 gauge copper clad steel tracer wire, complete meter assembly & yoke, all necessary fittings, all service connections, disinfection, coordination with service customers, and all other related and necessary materials, work and equipment associated with this item. The Contractor shall reinstall existing meters or install new meters provided by the County at no charge to the Contractor.

BID ITEM 53 - RELOCATE 2" HDPE C-906 WATER LINE

Payment for all work included in this Bid Item shall be made at the applicable Contract unit price bid per linear foot for furnishing and installing the listed diameter and class of HDPE water main (AWWA C-906, DR 11 or 9, Class 160 or 200) pipe and fittings as shown on the Contract Drawings or where directed by the Project Representative. Measurement and Payment shall be made for the actual length of the listed diameter pipe installed and acceptably furnished and will represent full compensation for all labor, materials, all non- DI fittings unless specifically included in other bid items, 10 gage copper clad steel wire, detectable tape, excavation, including rock, dewatering, bedding, backfill, compaction, testing and disinfection and equipment required to complete these Bid Items. No additional compensation will be made for excavation below the bottom of the pipe, for rock removal or bedding and backfill materials, or for repair of any settlement.

BID ITEM 54 - ADJUST VALVE BOX

Payment for all work included in this Bid Item shall be made at the applicable Contract unit price bid for each valve box, as shown on the Contract Drawings or where directed by the Project Representative. Payment shall be made for each valve box adjusted, and shall represent full compensation for all labor, material, excavation, including rock, bedding, backfill, compaction, and equipment required to complete this Bid Item.

BID ITEM 55 - RELOCATE/ADJUST METER BOX

Payment for all work included in this Bid Item shall be made at the applicable Contract unit price bid for each meter box, as shown on the Contract Drawings or where directed by the Project Representative. Payment shall be made for each meter box relocated or adjusted and shall represent full compensation for all labor, material, excavation, including rock, bedding, backfill, compaction, testing and disinfection and equipment required to complete this Bid Item.

BID ITEM 56 - REMOVE FIRE HYDRANT ASSEMBLY

Payment for all work included in this Bid Item will be made at the applicable Contract unit price bid per each hydrant removal, including hydrant lead, tapping sleeve and tapping valve or tee and gate valve as necessary, removal and cleaning of existing hydrant assembly, and installation of restrained plug at valve as shown on the Contract Drawings. Payment shall represent full compensation for all labor, materials, equipment, testing and disinfection necessary to complete this Bid Item, ready for approval and acceptance by the County.

BID ITEM 57 - FIRE HYDRANT ASSEMBLY

Payment for all work included in this Bid Item shall be made at the applicable Contract unit price bid per each hydrant assembly, including hydrant lead, tee, gate valve, box, cover, concrete pads, restraining rods and/or thrust blocks, as shown on the Contract Drawings. Payment shall represent full compensation for all labor, material, equipment, excavation, including rock, bedding, backfill, compaction, testing and disinfection required to complete this Bid Item.

BID ITEM 58 - REMOVE 6" WATERLINE

Payment for all work included in this Bid Item will be made at the applicable Contract unit price bid per linear foot for removal and disposal of existing waterline as shown on the Contract Drawings. Payment shall represent full compensation for all labor, materials, equipment, excavation, and compaction necessary to complete this Bid Item, ready for approval and acceptance by the County.

BID ITEM 59 - 6" HDPE FORCE MAIN AND BYPASS

Payment for all work included in this Bid Item shall be made at the applicable Contract unit price bid per linear foot for furnishing and installing the listed diameter HDPE force main (AWWA C-906, DR 11) pipe and fittings as shown on the Contract Drawings or as required to maintain flow during construction of the storm drains and road. Measurement and Payment shall be made for the actual length of the listed diameter pipe furnished and installed and will represent full compensation for all labor, materials, excavation, including rock, dewatering,

bedding, backfill, compaction, electrofusion couplings, #10 copper clad steel locate wire, bypass pumping, coordination with County Utility Department, testing and equipment required to complete this Bid Item. No additional compensation shall be made for excavation below the bottom of the pipe, for rock removal or bedding and backfill material, or for repair of any trench settlement. One force main shutdown shall be provided by county staff without charge to the Contractor, any subsequent shutdown of the force main requested by the Contractor shall be charged at \$3,500 each.

BID ITEM 60 - RELOCATE 6" & UNDER PVC SEWER SERVICE LATERALS

Payment for work included under this Bid Item shall be made at the Contract unit price bid per linear foot for furnishing and installing 6" PVC sewer service laterals as required to complete the road and utility work as shown on the Contract Drawings or as directed by the Project Representative. Included in the work is all bends, fittings, concrete encasement, and all other appurtenances as shown on the service connection details in the Utility Standards including all labor, equipment, and materials necessary to complete each service relocation. The minimum depth below grade and slope as shown in the service connection detail in the Manatee County Public Works Utility Standards for the lateral invert shall be maintained by the Contractor installing the sanitary sewer service line.

All service locations are approximate and it shall be the responsibility of the Contractor to ascertain the best locations and depth for each service lateral relocation. Locations of all sewer service relocations by station and offset method shall be recorded on the as-built drawings to be furnished to County by the Contractor.

Also included in payment shall be all excavation, including rock as necessary, bedding, backfill, compaction, testing, fittings, extensions and caps all as shown on the Contract Drawings, furnished and installed watertight, ready for approval by the County acceptance.

BID ITEM 61 - ADJUST MANHOLE LID & COVER

Payment for work under this Bid Item shall be made at the Contract unit price bid for each manhole lid including frame & cover adjusted to proposed grade, including concrete riser rings as required, all protective coatings, sealing of lift holes, rainwater protector, etc.

Measurement shall be for each manhole lid adjusted, complete, watertight, and accepted. All components shown or called for by the Utility Standard Details shall be included in the unit price bid for Adjust Manhole Lid & Cover. Excavation, backfill, testing and any and all other items necessary for a completed assembly in accordance with the Contract Documents shall be included. Payment shall represent full compensation for all labor, materials, equipment and incidental items necessary to complete each manhole lid adjustment, ready for approval and acceptance by the County.

BID ITEM 62 - CONNECTION TO EXISTING WATER LINES

Payment for all work included in this Bid Item will be made at the applicable Contract unit price bid per each connection to existing water main as specified, acceptably furnished and installed as shown on the Contract Drawings or where directed by the Project Representative. Measurement will be based on each complete connection made and accepted. The work for this item includes but is not limited to removal of existing fittings and pipe as required, furnish and install all fittings, bolts, gaskets, thrust blocking, pipe restraints, excavation, backfill, couplings, plugs, caps, adapters, and materials except where specifically

included in other pay items. Payment shall represent full compensation for all labor, materials, equipment, testing and disinfection necessary to complete this Bid Item, ready for approval and acceptance by the Engineer/Owner.

BID ITEM 63 - AIR RELEASE VALVE ASSEMBLY INCLUDING MANHOLE

Payment for work under this Bid Item shall be made at the Contract unit price bid for each air release valve assembly and manhole furnished and installed complete including frame and cover, fittings, adapters, restraints, valves, all protective coatings, sealing of lift holes, rainwater protector, and other components as shown on the Contract Drawings.

Measurement shall be for each ARV assembly with manhole installed complete and accepted. Excavation, including rock as necessary, bedding, backfill, dewatering, sheeting, concrete, tracer wire, testing and all other items necessary for a completed system in accordance with the Contract Documents shall be included. Payment shall represent full compensation for all labor, materials, equipment and incidental items necessary to complete each ARV, ready for operation and approval by the Engineer and Owner

BID ITEM 64 - GATE VALVES

Payment for all work included in this Bid Item shall be made at the applicable Contract unit price bid per each valve for furnishing and installing the listed diameter valve, box, cover and concrete pad as shown on the Contract Drawings. Payment shall represent full compensation for all labor, material, excavation, including rock as necessary, bedding, backfill, compaction, testing and disinfection and equipment required to complete these Bid Items.

BID ITEM NO. 18 - MISCELLANEOUS WORK AND CLEANUP

Payment for all work included under this Bid Item shall be made at the Contract lump sum price bid listed in the Bid Form and shall represent full compensation for all labor, materials and equipment required to perform all the work as shown on the Contract Drawings and specified herein and any other miscellaneous work not specifically included for payment under other Bid Items obviously necessary to complete the Contract. Partial payments will be based on the breakdown of the Bid Item in accordance with the Schedule of Values submitted by the Contractor and approved by the County. Payment shall also include full compensation for project photographs, as-builts record drawings, project signs, rubbish and spoil removal, repair/replacement or relocation of all signs, walls, private irrigation systems and related items and any and all other items required to complete the project in accordance with Contract Documents, unless specifically included in another pay item.

PART 2 PRODUCTS (NOT USED)

PART 3 EXECUTION (NOT USED)

END OF SECTION

SECTION 01200 PROJECT MEETINGS

PART 1 GENERAL

1.01 REQUIREMENTS INCLUDED

- A. The County shall schedule the pre-construction meeting, periodic progress meetings and special meetings, if required, throughout progress of work.
- B. Representatives of contractors, subcontractors and suppliers attending meetings shall be qualified and authorized to act on behalf of the entity each represents.
- C. The Contractor shall attend meetings to ascertain that work is expedited consistent with Contract Documents and construction schedules.

1.02 PRE-CONSTRUCTION MEETING

- A. Attendance:
 - 1. County's Engineer.
 - 2. County's Project Manager
 - 3. Contractor.
 - 4. Resident Project Representative.
 - 5. Related Labor Contractor's Superintendent.
 - 6. Major Subcontractors.
 - 7. Major Suppliers.
 - 8. Others as appropriate.
- B. Suggested Agenda:
 - 1. Distribution and discussion of:
 - a. List of major subcontractors.
 - b. Projected Construction Schedules.
 - c. Coordination of Utilities
 - 2. Critical work sequencing.
 - 3. Project Coordination.
 - a. Designation of responsible personnel.
 - b. Emergency contact persons with phone numbers.
 - 4. Procedures and processing of:
 - a. Field decisions.
 - b. Submittals.
 - c. Change Orders.
 - d. Applications for Payment.
 - 5. Procedures for maintaining Record Documents.
 - 6. Use of premises:
 - a. Office, work and storage areas.
 - b. County's REQUIREMENTS.
 - 7. Temporary utilities.
 - 8. Housekeeping procedures.
 - 9. Liquidated damages.
 - 10. Equal Opportunity Requirements.
 - 11. Laboratory testing.

12. Project / Job meetings: Progress meeting, other special topics as needed.

PART 2 PRODUCTS (NOT USED)

PART 3 EXECUTION (NOT USED)

END OF SECTION

SECTION 01310 CONSTRUCTION SCHEDULE & PROJECT RESTRAINTS

PART 1 GENERAL

1.01 GENERAL

- A. Construction under this contract must be coordinated with the County and accomplished in a logical order to maintain utilization and flow through existing facilities and public properties and rights-of-way and to allow construction to be completed within the time allowed by Contract Documents and in the manner set forth in the Contract.

1.02 CONSTRUCTION SCHEDULING GENERAL PROVISIONS

- A. No work shall be done between 7:00 p.m. and 7:00 a.m. nor on weekends or legal holidays without written permission of the County. However, emergency work may be done without prior permission.
- B. Night work may be established by the Contractor as regular procedure with the written permission of the County. Such permission, however, may be revoked at any time by the County if the Contractor fails to maintain adequate equipment and supervision for the proper execution and control of the work at night.
- C. Due to potential health hazards and requirements of the State of Florida and the U.S. Environmental Protection Agency, existing facilities must be maintained in operation.
- D. The Contractor shall be fully responsible for providing all temporary piping, plumbing, electrical hook-ups, lighting, temporary structure, or other materials, equipment and systems required to maintain the existing facility's operations. All details of temporary piping and temporary construction are not necessarily shown on the Drawings or covered in the Specifications. However, this does not relieve the Contractor of the responsibility to insure that construction will not interrupt proper facility operations.
- E. The Contractor shall designate an authorized representative of his firm who shall be responsible for development and maintenance of the schedule and of progress and payment reports. This representative of the Contractor shall have direct project control and complete authority to act on behalf of the Contractor in fulfilling the commitments of the Contractor's schedule.

PART 2 PRODUCTS

2.01 GENERAL REQUIREMENTS

- A. The Contractor shall submit a critical path schedule as described herein.
- B. The planning, scheduling, management and execution of the work is the sole responsibility of the Contractor. The progress schedule requirement is established to allow County to review Contractor's planning, scheduling, management and execution of the work; to assist County in evaluating work progress and make progress payments and to allow other contractors to cooperate and coordinate their activities with those of the Contractor.

2.02 FORM OF SCHEDULES

- A. Prepare schedules using the latest version of Microsoft Project, or other County approved software, in the form of a horizontal bar chart diagram. The diagram shall be time-scaled and sequenced by work areas. Horizontal time scale shall identify the first work day of each week.
- B. Activities shall be at least as detailed as the Schedule of Values. Activity durations shall be in whole working days. In addition, man-days shall be shown for each activity or tabulated in an accompanying report.
- C. Diagrams shall be neat and legible and submitted on sheets at least 8-1/2 inches by 11 inches suitable for reproduction. Scale and spacing shall allow space for notations and future revisions.

2.03 CONTENT OF SCHEDULES

- A. Each monthly schedule shall be based on data as of the last day of the current pay period.
- B. Description for each activity shall be brief, but convey the scope of work described.
- C. Activities shall identify all items of work that must be accomplished to achieve substantial completion, such as items pertaining to Contractor's installation and testing activities; items pertaining to the approval of regulatory agencies; contractor's time required for submittals, fabrication and deliveries; the time required by County to review all submittals as set forth in the Contract Documents; items of work required of County to support pre-operational, startup and final testing; time required for the relocation of utilities. Activities shall also identify interface milestones with the work of other contractors performing work under separate contracts with County.
- D. Schedules shall show the complete sequence of construction by activities. Dates for beginning and completion of each activity shall be indicated as well as projected percentage of completion for each activity as of the first day of each month.
- E. Submittal schedule for shop drawing review, product data, and samples shall show the date of Contractor submittal and the date approved submittals will be required by the County, consistent with the time frames established in the Specifications.
- F. For Contract change orders granting time extensions, the impact on the Contract date(s) shall equal the calendar-day total time extension specified for the applicable work in the Contract change orders.
- G. For actual delays, add activities prior to each delayed activity on the appropriate critical path(s). Data on the added activities of this type shall portray all steps leading to the delay and shall further include the following: separate activity identification, activity description indicating cause of the delay, activity duration consistent with whichever set of dates below applies, the actual start and finish dates of the delay or, if the delay is not finished, the actual start date and estimated completion date.
- H. For potential delays, add an activity prior to each potentially delayed activity on the appropriate critical path(s). Data for added activities of this type shall include alternatives available to mitigate the delay including acceleration alternatives and further show the following: separate activity identification, activity description indicating cause of the potential delay and activity duration equal to zero work days.

2.04 SUPPORTING NARRATIVE

- A. Status and scheduling reports identified below shall contain a narrative to document the project status, to explain the basis of Contractor's determination of durations, describe the Contract conditions and restraints incorporated into the schedule and provide an analysis pertaining to potential problems and practical steps to mitigate them.
- B. The narrative shall specifically include:
 - 1. Actual completion dates for activities completed during the monthly report period and actual start dates for activities commenced during the monthly report period.
 - 2. Anticipated start dates for activities scheduled to commence during the following monthly report period.
 - 3. Changes in the duration of any activity and minor logic changes.
 - 4. The progress along the critical path in terms of days ahead or behind the Contract date.
 - 5. If the Monthly Status Report indicates an avoidable delay to the Contract completion date or interim completion dates as specified in the Agreement, Contractor shall identify the problem, cause and the activities affected and provide an explanation of the proposed corrective action to meet the milestone dates involved or to mitigate further delays.
 - 6. If the delay is thought to be unavoidable, the Contractor shall identify the problem, cause, duration, specific activities affected and restraints of each activity.
 - 7. The narrative shall also discuss all change order activities whether included or not in the revised/current schedule of legal status. Newly introduced change order work activities and the CPM path(s) that they affect, must be specifically identified. All change order work activities added to the schedule shall conform with the sequencing and Contract Time requirements of the applicable Change Order.
 - 8. Original Contract date(s) shall not be changed except by Contract change order. A revision need not be submitted when the foregoing situations arise unless required by County. Review of a report containing added activities will not be construed to be concurrence with the duration or restraints for such added activities; instead the corresponding data as ultimately incorporated into the applicable Contract change order shall govern.
 - 9. Should County require additional data, this information shall be supplied by Contractor within 10 calendar days.

2.05 SUBMITTALS

- A. Contractor shall submit estimated and preliminary progress schedules (as identified in the Terms and Conditions of the Contract and the General Conditions), monthly status reports, a start-up schedule and an as-built schedule report all as specified herein.
- B. All schedules, including estimated and preliminary schedules, shall be in conformance with the Contract Documents.
- C. The finalized progress schedule discussed in the Contract Documents shall be the first monthly status report and as such shall be in conformance with all applicable specifications contained herein.
- D. Monthly Status Report submittals shall include a time-scaled (days after notice to proceed) diagram showing all contract activities and supporting narrative. The initial detailed

schedule shall use the notice to proceed as the start date. The finalized schedule, if concurred with by County, shall be the work plan to be used by the contractor for planning, scheduling, managing and executing the work.

- E. The schedule diagram shall be formatted as above. The diagram shall include (1) all detailed activities included in the preliminary and estimated schedule submittals, (2) calendar days prior to substantial completion, (3) summary activities for the remaining days. The critical path activities shall be identified, including critical paths for interim dates, if possible.
- F. The Contractor shall submit progress schedules with each application for payment.

2.06 MONTHLY STATUS REPORTS

- A. Contractor shall submit detailed schedule status reports on a monthly basis with the Application for Payment. The first such status report shall be submitted with the first Application for Payment and include data as of the last day of the pay period. The Monthly Report shall include a "marked-up" copy of the latest detailed schedule of legal status and a supporting narrative including updated information as described above. The Monthly Report will be reviewed by County and Contractor at a monthly schedule meeting and Contractor will address County's comments on the subsequent monthly report. Monthly status reports shall be the basis for evaluating Contractor's progress.
- B. The "marked-up" diagram shall show, for the latest detailed schedule of legal status, percentages of completion for all activities, actual start and finish dates and remaining durations, as appropriate. Activities not previously included in the latest detailed schedule of legal status shall be added, except that contractual dates will not be changed except by change order. Review of a marked-up diagram by County will not be construed to constitute concurrence with the time frames, duration, or sequencing for such added activities; instead the corresponding data as ultimately incorporated into an appropriate change order shall govern.

2.07 STARTUP SCHEDULE

- A. At least 60 calendar days prior to the date of substantial completion, Contractor shall submit a time-scaled (days after notice to proceed) diagram detailing the work to take place in the period between 60 days prior to substantial completion, together with a supporting narrative. County shall have 10 calendar days after receipt of the submittal to respond. Upon receipt of County's comments, Contractor shall make the necessary revisions and submit the revised schedule within 10 calendar days. The resubmittal, if concurred with by County, shall be the Work Plan to be used by Contractor for planning, managing, scheduling and executing the remaining work leading to substantial completion.
- B. The time-scaled diagram shall use the latest schedule of legal status for those activities completed ahead of the last 60 calendar days prior to substantial completion and detailed activities for the remaining 60-day period within the time frames outlined in the latest schedule of legal status.
- C. Contractor will be required to continue the requirement for monthly reports, as outlined above. In preparing this report, Contractor must assure that the schedule is consistent with the progress noted in the startup schedule.

2.08 REVISIONS

- A. All revised Schedule Submittals shall be made in the same form and detail as the initial submittal and shall be accompanied by an explanation of the reasons for such revisions, all of which shall be subject to review and concurrence by County. The revision shall incorporate all previously made changes to reflect current as-built conditions. Minor changes to the approved submittal may be approved at monthly meetings; a minor change is not considered a revision in the context of this paragraph.

- B. A revised schedule submittal shall be submitted for review when required by County.

PART 3 EXECUTION (NOT USED)

END OF SECTION

SECTION 01340 SHOP DRAWINGS, PROJECT DATA AND SAMPLES

PART 1 GENERAL

1.01 REQUIREMENTS INCLUDED

- A. The Contractor shall submit to the County for review and approval: working drawings, shop drawings, test reports and data on materials and equipment (hereinafter in this section called data), and material samples (hereinafter in this section called samples) as are required for the proper control of work, including, but not limited to those working drawings, shop drawings, data and samples for materials and equipment specified elsewhere in the Specifications and in the Contract Drawings.
- B. The Contractor is to maintain an accurate updated submittal log and will bring this log to each scheduled progress meeting with the County. This log should include the following items:
 - 1. Submittal description and number assigned.
 - 2. Date to County.
 - 3. Date returned to Contractor (from County).
 - 4. Status of Submittal (No exceptions taken, returned for confirmation or resubmittal, rejected).
 - 5. Date of Resubmittal and Return (as applicable).
 - 6. Date material released (for fabrication).
 - 7. Projected date of fabrication.
 - 8. Projected date of delivery to site.
 - 9. Projected date and required lead time so that product installation does not delay contact.
 - 10. Status of O&M manuals submitted.

1.03 CONTRACTOR'S RESPONSIBILITY

- A. It is the duty of the Contractor to check all drawings, data and samples prepared by or for him before submitting them to the County for review. Each and every copy of the Drawings and data shall bear Contractor's stamp showing that they have been so checked. Shop drawings submitted to the County without the Contractor's stamp will be returned to the Contractor for conformance with this requirement. Shop drawings shall indicate any deviations in the submittal from requirements of the contract Documents.
- B. Determine and verify:
 - 1. Field measurements.
 - 2. Field construction criteria.
 - 3. Catalog numbers and similar data.
 - 4. Conformance with Specifications and indicate all variances from the Specifications.
- C. The Contractor shall furnish the County a schedule of Shop Drawing submittals fixing the respective dates for the submission of shop and working drawings, the beginning of manufacture, testing and installation of materials, supplies and equipment. This schedule shall indicate those that are critical to the progress schedule.

- D. The Contractor shall not begin any of the work covered by a drawing, data, or a sample returned for correction until a revision or correction thereof has been reviewed and returned to him, by the County, with No Exceptions Taken or Approved As Noted.
- E. The Contractor shall submit to the County all drawings and schedules sufficiently in advance of construction requirements to provide no less than twenty-one (21) calendar days for checking and appropriate action from the time the County receives them.
- F. All material & product submittals, other than samples, may be transmitted electronically as a pdf file. All returns to the contractor will be as a pdf file only unless specifically requested otherwise.
- G. The Contractor shall be responsible for and bear all cost of damages which may result from the ordering of any material or from proceeding with any part of work prior to the completion of the review by County of the necessary Shop Drawings.

1.04 COUNTY'S REVIEW OF SHOP DRAWINGS AND WORKING DRAWINGS

- A. The County's review of drawings, data and samples submitted by the Contractor shall cover only general conformity to the Specifications, external connections and dimensions which affect the installation.
- B. The review of drawings and schedules shall be general and shall not be construed:
 - 1. As permitting any departure from the Contract requirements.
 - 2. As relieving the Contractor of responsibility for any errors, including details, dimensions and materials.
 - 3. As approving departures from details furnished by the County, except as otherwise provided herein.
- C. If the drawings or schedules as submitted describe variations and show a departure from the Contract requirements which the County finds to be in the interest of the County and to be so minor as not to involve a change in Contract Price or time for performance, the County may return the reviewed drawings without noting any exception.
- D. When reviewed by the County, each of the Shop and Working Drawings shall be identified as having received such review being so stamped and dated. Shop Drawings stamped "REJECTED" and with required corrections shown shall be returned to the Contractor for correction and resubmittal.
- E. Resubmittals will be handled in the same manner as first submittals. On resubmittals, the Contractor shall direct specific attention, in writing or on resubmitted Shop Drawings, to revisions other than the corrections requested by the County on previous submissions. The Contractor shall make any corrections required by the County.
- F. If the Contractor considers any correction indicated on the drawings to constitute a change to the Contract Drawings or Specifications, the Contractor shall give written notice thereof to the County.
- G. The County shall review a submittal/resubmittal a maximum of three (3) times after which cost of review shall be borne by the Contractor. The cost of engineering shall be equal to the County's actual payroll cost.

- H. When the Shop and Working Drawings have been completed to the satisfaction of the County, the Contractor shall carry out the construction in accordance therewith and shall make no further changes therein except upon written instructions from the County.
- I. No partial submittals shall be reviewed. Incomplete submittals shall be returned to the Contractor and shall be considered not approved until resubmitted.

1.05 SHOP DRAWINGS

- A. When used in the Contract Documents, the term "Shop Drawings" shall be considered to mean Contractor's plans for material and equipment which become an integral part of the Project. These drawings shall be complete and detailed. Shop Drawings shall consist of fabrication, drawings, setting drawings, schedule drawings, manufacturer's scale drawings and wiring and control diagrams. Cuts, catalogs, pamphlets, descriptive literature and performance and test data, shall be considered only as supportive to required Shop Drawings as defined above.
- B. Drawings and schedules shall be checked and coordinated with the work of all trades involved, before they are submitted for review by the County and shall bear the Contractor's stamp of approval and original signature as evidence of such checking and coordination. Drawings or schedules submitted without this stamp of approval and original signature shall be returned to the Contractor for resubmission.
- C. Each Shop Drawing shall have a blank area 3-1/2 inches by 3-1/2 inches, located adjacent to the title block. The title block shall display the following:
 - 1. Number and title of the drawing.
 - 2. Date of Drawing or revision.
 - 3. Name of project building or facility.
 - 4. Name of contractor and subcontractor submitting drawing.
 - 5. Clear identification of contents and location of the work.
 - 6. Specification title and number.
- D. If drawings show variations from Contract requirements because of standard shop practice or for other reasons, the Contractor shall describe such variations in his letter of transmittal. If acceptable, proper adjustment in the contract shall be implemented where appropriate. If the Contractor fails to describe such variations, he shall not be relieved of the responsibility of executing the work in accordance with the Contract, even though such drawings have been reviewed.
- E. Data on materials and equipment shall include, without limitation, materials and equipment lists, catalog sheets, cuts, performance curves, diagrams, materials of construction and similar descriptive material. Materials and equipment lists shall give, for each item thereon, the name and location of the supplier or manufacturer, trade name, catalog reference, size, finish and all other pertinent data.
- F. For all mechanical and electrical equipment furnished, the Contractor shall provide a list including the equipment name and address and telephone number of the manufacturer's representative and service company so that service and/or spare parts can be readily obtained.
- G. All manufacturers or equipment suppliers who proposed to furnish equipment or products shall submit an installation list to the County along with the required shop drawings. The

installation list shall include at least five installations where identical equipment has been installed and have been in operation for a period of at least one (1) year.

- H. Only the County will utilize the color "red" in marking shop drawing submittals.

1.06 WORKING DRAWINGS

- A. When used in the Contract Documents, the term "working drawings" shall be considered to mean the Contractor's fabrication and erection drawings for structures such as roof trusses, steelwork, precast concrete elements, bulkheads, support of open cut excavation, support of utilities, groundwater control systems, forming and false work; underpinning; and for such other work as may be required for construction of the project.
- B. Copies of working drawings as noted above, shall be submitted to the County where required by the Contract Documents or requested by the County and shall be submitted at least thirty (30) days (unless otherwise specified by the County) in advance of their being required for work.
- C. Working drawings shall be signed by a registered Professional Engineer, currently licensed to practice in the State of Florida and shall convey, or be accompanied by, calculation or other sufficient information to completely explain the structure, machine, or system described and its intended manner of use. Prior to commencing such work, working drawings must have been reviewed without specific exceptions by the County, which review will be for general conformance and will not relieve the Contractor in any way from his responsibility with regard to the fulfillment of the terms of the Contract. All risks of error are assumed by the Contractor; the County and Engineer shall not have responsibility therefor.

1.07 SAMPLES

- A. The Contractor shall furnish, for the review of the County, samples required by the Contract Documents or requested by the County. Samples shall be delivered to the County as specified or directed. The Contractor shall prepay all shipping charges on samples. Materials or equipment for which samples are required shall not be used in work until reviewed by the County.
- B. Samples shall be of sufficient size and quantity to clearly illustrate:
 - 1. Functional characteristics of the product, with integrally related parts and attachment devices.
 - 2. Full range of color, texture and pattern.
 - 3. A minimum of two samples of each item shall be submitted.
- C. Each sample shall have a label indicating:
 - 1. Name of product.
 - 2. Name of Contractor and Subcontractor.
 - 3. Material or equipment represented.
 - 4. Place of origin.
 - 5. Name of Producer and Brand (if any).
 - 6. Location in project.
(Samples of finished materials shall have additional markings that will identify them under the finished schedules.)

7. Reference specification paragraph.

- D. The Contractor shall prepare a transmittal letter in triplicate for each shipment of samples containing the information required above. He shall enclose a copy of this letter with the shipment and send a copy of this letter to the County. Review of a sample shall be only for the characteristics or use named in such and shall not be construed to change or modify any Contract requirements.
- E. Reviewed samples not destroyed in testing shall be sent to the County or stored at the site of the work. Reviewed samples of the hardware in good condition will be marked for identification and may be used in the work. Materials and equipment incorporated in work shall match the reviewed samples. If requested at the time of submission, samples which failed testing or were rejected shall be returned to the Contractor at his expense.

PART 2 PRODUCTS (NOT USED)

PART 3 EXECUTION (NOT USED)

END OF SECTION

SECTION 01370 SCHEDULE OF VALUES

PART 1 GENERAL

1.01 REQUIREMENTS INCLUDED

- A. The Contractor shall submit to the County a Schedule of Values allocated to the various portions of the work, within 10 days after date of Notice to Proceed.
- B. Upon request of the County, the Contractor shall support the values with data which will substantiate their correctness.
- C. The Schedule of Values shall be used only as the basis for the Contractor's Applications for Payment.

1.02 FORM AND CONTENT OF SCHEDULE OF VALUES

- A. Schedule of Values will be considered for approval by County upon Contractor's request. Identify schedule with:
 - 1. Title of Project and location.
 - 2. Project number.
 - 3. Name and address of Contractor.
 - 4. Contract designation.
 - 5. Date of submission.
- B. Schedule of Values shall list the installed value of the component parts of the work in sufficient detail to serve as a basis for computing values for progress payments during construction.
- C. Follow the table of contents for the Contract Document as the format for listing component items for structures:
 - 1. Identify each line item with the number and title of the respective major section of the specification.
 - 2. For each line item, list sub values of major products or operations under item.
- D. Follow the bid sheets included in this Contract Documents as the format for listing component items for pipe lines.
- E. The sum of all values listed in the schedule shall equal the total Contract sum.

PART 2 PRODUCTS (NOT USED)

PART 3 EXECUTION (NOT USED)

END OF SECTION

SECTION 01380 CONSTRUCTION PHOTOGRAPHS

PART 1 GENERAL

1.01 REQUIREMENTS INCLUDED

- A. The Contractor shall employ a competent photographer to take construction record photographs or perform video, recording including furnishing all labor, materials, equipment and incidentals necessary to obtain photographs and/or video recordings of all construction areas.
- B. Preconstruction record information shall consist of video recordings on digital video disks (DVD).
- C. Construction progress information shall consist of photographs and digital photographs on a recordable compact disc (CD-R).

1.02 QUALIFICATIONS

- A. All photography shall be done by a competent camera operator who is fully experienced and qualified with the specified equipment.
- B. For the video recording, the audio portion should be done by a person qualified and knowledgeable in the specifics of the Contract, who shall speak with clarity and diction so as to be easily understood.

1.03 PROJECT PHOTOGRAPHS

- A. Provide one print of each photograph with each pay application.
- B. Provide one recordable compact disc with digital photographs with each pay application.
- C. Negatives:
 - 1. All negatives shall remain the property of photographer.
 - 2. The Contractor shall require that photographer maintain negatives or protected digital files for a period of two years from date of substantial completion of the project.
 - 3. Photographer shall agree to furnish additional prints to County at commercial rates applicable at time of purchase. Photographer shall also agree to participate as required in any litigation requiring the photographer as an expert witness.
- D. The Contractor shall pay all costs associated with the required photography and prints. Any parties requiring additional photography or prints shall pay the photographer directly.
- E. All project photographs shall be a single weight, color image. All finishes shall be smooth surface and glossy and all prints shall be 8 inches x 10 inches.
- F. Each print shall have clearly marked on the back, the name of the project, the orientation of view, the date and time of exposure, name and address of the photographer and the photographers numbered identification of exposure.
- G. All project photographs shall be taken from locations to adequately illustrate conditions

prior to construction, or conditions of construction and state of progress. The Contractor shall consult with the County at each period of photography for instructions concerning views required.

1.04 VIDEO RECORDINGS

- A. Video, recording shall be done along all routes that are scheduled for construction. Video, recording shall include full, recording of both sides of all streets and the entire width of easements plus 10 feet on each side on which construction is to be performed. All video recording shall be in full color.
- B. A complete view, in sufficient detail with audio description of the exact location shall be provided.
- C. The engineering plans shall be used as a reference for stationing in the audio portion of the recordings for easy location identification.
- D. Two complete sets of video recordings shall be delivered to the County on digital video disks (DVD) for the permanent and exclusive use of the County prior to the start of any construction on the project.
- E. All video recordings shall contain the name of the project, the date and time of the video, recording, the name and address of the photographer and any other identifying information required.
- F. Construction shall not start until preconstruction video recordings are completed, submitted and accepted by the County. In addition, no progress payments shall be made until the preconstruction video recordings are accepted by the County.

PART 2 PRODUCTS (NOT USED)

PART 3 EXECUTION (NOT USED)

END OF SECTION

SECTION 01410 TESTING AND TESTING LABORATORY SERVICES

PART 1 GENERAL

1.01 REQUIREMENTS INCLUDED

- A. County shall employ and pay for the services of an independent testing laboratory to perform testing specifically indicated on the Contract Documents or called out in the Specifications. County may elect to have materials and equipment tested for conformity with the Contract Documents at any time.
1. Contractor shall cooperate fully with the laboratory to facilitate the execution of its required services.
 2. Employment of the laboratory shall in no way relieve the Contractor's obligations to perform the work of the Contract.

1.02 LIMITATIONS OF AUTHORITY OF TESTING LABORATORY

- A. Laboratory is not authorized to:
1. Release, revoke, alter or enlarge on requirements of Contract Documents.
 2. Approve or accept any portion of the Work.
 3. Perform any duties of the Contractor.

1.03 CONTRACTOR'S RESPONSIBILITIES

- A. Cooperate with laboratory personnel; provide access to Work and/or to Manufacturer's operations.
- B. Secure and deliver to the laboratory adequate quantities of representational samples of materials proposed to be used and which require testing.
- C. Provide to the laboratory the preliminary design mix proposed to be used for concrete, and other material mixes which require control by the testing laboratory.
- D. Materials and equipment used in the performance of work under this Contract are subject to inspection and testing at the point of manufacture or fabrication. Standard specifications for quality and workmanship are indicated in the Contract Documents. The County may require the Contractor to provide statements or certificates from the manufacturers and fabricators that the materials and equipment provided by them are manufactured or fabricated in full accordance with the standard specifications for quality and workmanship indicated in the Contract Documents. All costs of this testing and providing statements and certificates shall be a subsidiary obligation of the Contractor and no extra charge to the County shall be allowed on account of such testing and certification.
- E. Furnish incidental labor and facilities:
1. To provide access to work to be tested.
 2. To obtain and handle samples at the project site or at the source of the product to be tested.
 3. To facilitate inspections and tests.
 4. For storage and curing of test samples.

- F. Notify laboratory sufficiently in advance of operations to allow for laboratory assignment of personnel and scheduling of tests.
 - 1. When tests or inspections cannot be performed due to insufficient notice, Contractor shall reimburse County for laboratory personnel and travel expenses incurred due to Contractor's negligence.
- G. Employ and pay for the services of the same or a separate, equally qualified independent testing laboratory to perform additional inspections, sampling and testing required for the Contractor's convenience and as approved by the County.
- H. If the test results indicate the material or equipment complies with the Contract Documents, the County shall pay for the cost of the testing laboratory. If the tests and any subsequent retests indicate the materials and equipment fail to meet the requirements of the Contract Documents, the contractor shall pay for the laboratory costs directly to the testing firm or the total of such costs shall be deducted from any payments due the Contractor.

PART 2 PRODUCTS (NOT USED)

PART 3 EXECUTION (NOT USED)

END OF SECTION

SECTION 01510 TEMPORARY AND PERMANENT UTILITIES

PART 1 GENERAL

1.01 REQUIREMENTS INCLUDED

The Contractor shall be responsible for furnishing all requisite temporary utilities, i.e., power, water, sanitation, etc. The Contractor shall obtain and pay for all permits required as well as pay for all temporary usages. The Contractor shall remove all temporary facilities upon completion of work.

1.02 REQUIREMENTS OF REGULATORY AGENCIES

- A. Comply with National Electric Code.
- B. Comply with Federal, State and Local codes and regulations and with utility company requirements.
- C. Comply with County Health Department regulations.

PART 2 PRODUCTS

2.01 MATERIALS, GENERAL

Materials for temporary utilities may be "used". Materials for electrical utilities shall be adequate in capacity for the required usage, shall not create unsafe conditions and shall not violate requirements of applicable codes and standards.

2.02 TEMPORARY ELECTRICITY AND LIGHTING

Arrange with the applicable utility company for temporary power supply. Provide service required for temporary power and lighting and pay all costs for permits, service and for power used.

2.03 TEMPORARY WATER

- A. The Contractor shall arrange with Manatee County Utilities Customer Service office to provide water for construction purposes, i.e., meter, pay all costs for installation, maintenance and removal, and service charges for water used.
- B. The Contractor shall protect piping and fitting against freezing.

2.04 TEMPORARY SANITARY FACILITIES

- A. The Contractor shall provide sanitary facilities in compliance with all laws and regulations.
- B. The Contractor shall service, clean and maintain facilities and enclosures.

PART 3 EXECUTION

3.01 GENERAL

- A. The Contractor shall maintain and operate systems to assure continuous service.

- B. The Contractor shall modify and extend systems as work progress requires.

3.02 REMOVAL

- A. The Contractor shall completely remove temporary materials and equipment when their use is no longer required.
- B. The Contractor shall clean and repair damage caused by temporary installations or use of temporary facilities.

END OF SECTION

SECTION 01600 MATERIAL AND EQUIPMENT

PART 1 GENERAL

1.01 REQUIREMENTS INCLUDED

- A. Material and equipment incorporated into the work:
1. Conform to applicable specifications and standards.
 2. Comply with size, make, type and quality specified, or as specifically approved in writing by the County.
 3. Manufactured and Fabricated Products:
 - a. Design, fabricate and assemble in accordance with the best engineering and shop practices.
 - b. Manufacture like parts of duplicate units to standard sizes and gages, to be interchangeable.
 - c. Two or more items of the same kind shall be identical and manufactured by the same manufacturer.
 - d. Products shall be suitable for service conditions.
 - e. Equipment capacities, sizes and dimensions shown or specified shall be adhered to unless variations are specifically approved in writing.
 4. Do not use material or equipment for any purpose other than that for which it is specified.
 5. All material and equipment incorporated into the project shall be new.

1.02 MANUFACTURER'S INSTRUCTIONS

- A. When Contract Documents require that installation of work shall comply with manufacturer's printed instructions, obtain and distribute copies of such instructions to parties involved in the installation, including two copies to County. Maintain one set of complete instructions at the job site during installation and until completion.
- B. Handle, install, connect, clean, condition and adjust products in strict accordance with such instructions and in conformity with specified requirements. Should job conditions or specified requirements conflict with manufacturer's instructions, consult with County prior to proceeding. Do not proceed with work without clear instructions.

1.03 TRANSPORTATION AND HANDLING

- A. Arrange deliveries of products in accordance with construction schedules, coordinate to avoid conflict with work and conditions at the site.
1. Deliver products in undamaged condition, in manufacturer's original containers or packaging, with identifying labels intact and legible.
 2. Immediately on delivery, inspect shipments to assure compliance with requirements of Contract Documents and approved submittals and that products are properly protected and undamaged.
- B. Provide equipment and personnel to handle products by methods to prevent soiling or damage to products or packaging.

1.04 SUBSTITUTIONS AND PRODUCT OPTIONS

Contractor's Options:

1. For products specified only by reference standard, select any product meeting that standard.
2. For products specified by naming one or more products or manufacturers and "or equal", Contractor must submit a request for substitutions of any product or manufacturer not specifically named in a timely manner so as not to adversely affect the construction schedule.

PART 2 PRODUCTS (NOT USED)

PART 3 EXECUTION (NOT USED)

END OF SECTION

SECTION 01620 STORAGE AND PROTECTION

PART 1 GENERAL

1.01 REQUIREMENTS INCLUDED

Provide secure storage and protection for products to be incorporated into the work and maintenance and protection for products after installation and until completion of Work.

1.02 STORAGE

- A. Store products immediately on delivery and protect until installed in the Work, in accord with manufacturer's instructions, with seals and labels intact and legible.
- B. Exterior Storage
 - 1. Provide substantial platform, blocking or skids to support fabricated products above ground to prevent soiling or staining.
 - a. Cover products, subject to discoloration or deterioration from exposure to the elements, with impervious sheet coverings. Provide adequate ventilation to avoid condensation.
 - b. Prevent mixing of refuse or chemically injurious materials or liquids.
- A. Arrange storage in manner to provide easy access for inspection.

1.03 MAINTENANCE OF STORAGE

- A. Maintain periodic system of inspection of stored products on scheduled basis to assure that:
 - 1. State of storage facilities is adequate to provide required conditions.
 - 2. Required environmental conditions are maintained on continuing basis.
 - 3. Surfaces of products exposed to elements are not adversely affected. Any weathering of products, coatings and finishes is not acceptable under requirements of these Contract Documents.
- B. Mechanical and electrical equipment which requires servicing during long term storage shall have complete manufacturer's instructions for servicing accompanying each item, with notice of enclosed instructions shown on exterior of package.
 - 1. Equipment shall not be shipped until approved by the County. The intent of this requirement is to reduce on-site storage time prior to installation and/or operation. Under no circumstances shall equipment be delivered to the site more than one month prior to installation without written authorization from the County.
 - 2. All equipment having moving parts such as gears, electric motors, etc. and/or instruments shall be stored in a temperature and humidity controlled building approved by the County until such time as the equipment is to be installed.
 - 3. All equipment shall be stored fully lubricated with oil, grease, etc. unless otherwise instructed by the manufacturer.
 - 4. Moving parts shall be rotated a minimum of once weekly to insure proper lubrication and to avoid metal-to-metal "welding". Upon installation of the equipment, the Contractor shall start the equipment, at least half load, once weekly for an adequate period of time to insure that the equipment does not deteriorate

from lack of use.

5. Lubricants shall be changed upon completion of installation and as frequently as required, thereafter during the period between installation and acceptance.
6. Prior to acceptance of the equipment, the Contractor shall have the manufacturer inspect the equipment and certify that its condition has not been detrimentally affected by the long storage period. Such certifications by the manufacturer shall be deemed to mean that the equipment is judged by the manufacturer to be in a condition equal to that of equipment that has been shipped, installed, tested and accepted in a minimum time period. As such, the manufacturer will guaranty the equipment equally in both instances. If such a certification is not given, the equipment shall be judged to be defective. It shall be removed and replaced at the Contractor's expense.

1.04 PROTECTION AFTER INSTALLATION

- A. Provide protection of installed products to prevent damage from subsequent operations. Remove when no longer needed, prior to completion of work.
- B. Control traffic to prevent damage to equipment and surfaces.
- C. Provide coverings to protect finished surfaces from damage.

PART 2 PRODUCTS (NOT USED)

PART 3 EXECUTION (NOT USED)

END OF SECTION

SECTION 01700 CONTRACT CLOSEOUT

PART 1 GENERAL

1.01 REQUIREMENTS INCLUDED

Comply with requirements stated in Conditions of the Contract and in Specifications for administrative procedures in closing out the work.

1.02 SUBSTANTIAL COMPLETION

- A. The Contractor shall submit the following items when the Contractor considers the work to be substantially complete:
 - 1. A written notice that the work, or designated portion thereof, is substantially complete.
 - 2. A list of items to be completed or corrected.
- B. Within a reasonable time after receipt of such notice, the County shall make an inspection to determine the status of completion.
- C. Project record documents and operations and maintenance manuals must be submitted before the project shall be considered substantially complete.
- D. If the County determines that the work is not substantially complete:
 - 1. The County shall notify the Contractor in writing, stating the reasons.
 - 2. The Contractor shall remedy the deficiencies in the work and send a second written notice of substantial completion to the County.
 - 3. The County shall reinspect the work.
- E. When the County finds that the work is substantially complete:
 - 1. The Engineer shall prepare and deliver to the County a tentative Certificate of Substantial Completion (Manatee County Project Management Form PMD-8) with a tentative list of the items to be completed or corrected before final payment.
 - 2. The Engineer shall consider any objections made by the County as provided in Conditions of the Contract. When the Engineer considers the work substantially complete, he will execute and deliver to the County a definite Certificate of Substantial Completion (Manatee County Project Management Form PMD-8) with a revised tentative list of items to be completed or corrected.

1.03 FINAL INSPECTION

- A. When the Contractor considered the work to be complete, he shall submit written certification stating that:
 - 1. The Contract Documents have been reviewed.
 - 2. The work has been inspected for compliance with Contract Documents.
 - 3. The work has been completed in accordance with Contract Documents.
 - 4. The equipment and systems have been tested in the presence of the County's representative and are operational.
 - 5. The work is completed and ready for final inspection.

- B. The County shall make an inspection to verify the status of completion after receipt of such certification.
- C. If the County determines that the work is incomplete or defective:
 - 1. The County shall promptly notify the Contractor in writing, listing the incomplete or defective work.
 - 2. The Contractor shall take immediate steps to remedy the stated deficiencies and send a second written certification to County that the work is complete.
 - 3. The County shall reinspect the work.
- D. Upon finding the work to be acceptable under the Contract Documents, the County shall request the Contractor to make closeout submittals.
- E. For each additional inspection beyond a total of three (3) inspections for substantial and final completion due to the incompleteness of the work, the Contractor shall reimburse the County's fees.

1.04 CONTRACTOR'S CLOSEOUT SUBMITTALS TO COUNTY

- A. Project Record Documents (prior to substantial completion).
- B. Operation and maintenance manuals (prior to substantial completion).
- C. Warranties.
- D. Evidence of Payment and Release of Liens: In accordance with requirements of General and Supplementary Conditions.
- E. Certification letter from Florida Department of Transportation and Manatee County Department of Transportation, as applicable.
- F. Certificate of Insurance for Products and Completed Operations.
- G. Final Reconciliation, Warranty Period Declaration, and Contractor's Affidavit (Manatee County Project Management Form PMD-9).

1.05 FINAL ADJUSTMENT OF ACCOUNTS

- A. Submit a final statement of accounting to the County.
- B. Statement shall reflect all adjustments to the Contract Sum:
 - 1. The original Contract Sum.
 - 2. Additions and deductions resulting from:
 - a. Previous Change Orders
 - b. Unit Prices
 - c. Penalties and Bonuses
 - d. Deductions for Liquidated Damages
 - e. Other Adjustments
 - 3. Total Contract Sum, as adjusted.
 - 4. Previous payments.

5. Sum remaining due.

- C. Project Management shall prepare a final Change Order, reflecting approved adjustments to the Contract Sum which were not previously made by Change Orders.

1.06 FINAL APPLICATION FOR PAYMENT

Contractor shall submit the final Application for Payment in accordance with procedures and requirements stated in the General Conditions of the Bid Documents.

PART 2 PRODUCTS (NOT USED)

PART 3 EXECUTION (NOT USED)

END OF SECTION

SECTION 01710 CLEANING

PART 1 GENERAL

1.01 REQUIREMENTS INCLUDED

Execute cleaning during progress of the work and at completion of the work, as required by the General Conditions.

1.02 DISPOSAL REQUIREMENTS

Conduct cleaning and disposal operations to comply with all Federal, State and Local codes, ordinances, regulations and anti-pollution laws.

PART 2 PRODUCTS

2.01 MATERIALS

- A. Use only those cleaning materials which will not create hazards to health or property and which will not damage surfaces.
- B. Use only those cleaning materials and methods recommended by manufacturer of the surface material to be cleaned.
- C. Use cleaning materials only on surfaces recommended by cleaning material manufacturer.

PART 3 EXECUTION

3.01 DURING CONSTRUCTION

- A. Execute periodic cleaning to keep the work, the site and adjacent properties free from accumulation of waste materials, rubbish and wind-blown debris, resulting from construction operations.
- B. Provide on-site containers for the collection of waste materials, debris and rubbish.
- C. Remove waste materials, debris and rubbish from the site periodically and dispose of at legal disposal areas away from the site.

3.02 DUST CONTROL

- A. Clean interior spaces prior to the start of finish painting and continue cleaning on an as-needed basis until painting is finished.
- B. Schedule operations so that dust and other contaminants resulting from cleaning process will not fall on wet or newly-coated surfaces.

3.03 FINAL CLEANING

- A. Employ skilled workmen for final cleaning.
- B. Broom clean exterior paved surfaces; rake clean other surfaces of the grounds.

- C. Prior to final completion or County occupancy, Contractor shall conduct an inspection of sight-exposed interior and exterior surfaces and all work areas to verify that the entire work is clean.

END OF SECTION

SECTION 01720 PROJECT RECORD DOCUMENTS

PART 1 GENERAL

1.01 REQUIREMENTS INCLUDED

A. Contractor shall maintain at the site for the County one record copy of:

1. Drawings.
2. Specifications.
3. Addenda.
4. Change Orders and other modifications to the Contract.
5. County's field orders or written instructions.
6. Approved shop drawings, working drawings and samples.
7. Field test records.
8. Construction photographs.

1.02 MAINTENANCE OF DOCUMENTS AND SAMPLES

A. Store documents and samples in Contractor's field office apart from documents used for construction.

1. Provide files and racks for storage of documents.
2. Provide locked cabinet or secure storage space for storage of samples.

B. File documents and samples in accordance with CSI format.

C. Maintain documents in a clean, dry, legible, condition and in good order. Do not use record documents for construction purposes.

D. Make documents and samples available at all times for inspection by the County.

1.03 MARKING DEVICES

A. Provide felt tip marking pens for recording information in the color code designated by the County.

1.04 RECORDING

A. Label each document "PROJECT RECORD" in neat large printed letters.

B. Record information concurrently with construction progress.

C. Do not conceal any work until required information is recorded.

D. Drawings; Legibly mark to record actual construction:

1. All underground piping with elevations and dimensions. Changes to piping location. Horizontal and vertical locations of underground utilities and appurtenances, referenced to permanent surface improvements. Actual installed pipe material, class, etc. Locations of drainage ditches, swales, water lines and force mains shall be shown every 200 feet (measured along the centerline) or alternate lot lines, whichever is closer. Dimensions at these locations shall indicate

- distance from centerline of right-of-way to the facility.
- 2. Field changes of dimension and detail.
- 3. Changes made by Field Order or by Change Order.
- 4. Details not on original contract drawings.
- 5. Equipment and piping relocations.
- 6. Locations of all valves, fire hydrants, manholes, water and sewer services, water and force main fittings, underdrain cleanouts, catch basins, junction boxes and any other structures located in the right-of-way or easement, shall be located by elevation and by station and offset based on intersection P.I.'s and centerline of right-of-way. For facilities located on private roads, the dimensioning shall be from centerline of paving or another readily visible baseline.
- 7. Elevations shall be provided for all manhole rim and inverts; junction box rim and inverts; catch basin rim and inverts; and baffle, weir and invert elevations in control structures. Elevations shall also be provided at the PVI's and at every other lot line or 200 feet, whichever is less, of drainage swales and ditches. Bench marks and elevation datum shall be indicated.
- 8. Slopes for pipes and ditches shall be recalculated, based on actual field measured distances, elevations, pipe sizes, and type shown. Cross section of drainage ditches and swales shall be verified.
- 9. Centerline of roads shall be tied to right-of-way lines. Elevation of roadway centerline shall be given at PVI's and at all intersections.
- 10. Record drawings shall show bearings and distances for all right-of-way and easement lines, and property corners.
- 11. Sidewalks, fences and walls, if installed at the time of initial record drawing submittal, shall be located every 200 feet or alternate lot lines, whichever is closer. Dimensions shall include distance from the right-of-way line and the back of curb and lot line or easement line.
- 12. Sanitary sewer mainline wyes shall be located from the downstream manhole. These dimensions shall be provided by on-site inspections or televising of the sewer following installation.
- 13. Elevations shall be provided on the top of operating nuts for all water and force main valves.
- 14. Allowable tolerance shall be ± 6.0 inches for horizontal dimensions. Vertical dimensions such as the difference in elevations between manhole inverts shall have an allowable tolerance of $\pm 1/8$ inch per 50 feet (or part thereof) of horizontal distance up to a maximum tolerance of ± 2 inch.
- 15. Properly prepared record drawings on mylar, together with two copies, shall be certified by a design professional (Engineer and/or Surveyor registered in the State of Florida), employed by the Contractor, and submitted to the County.

E. Specifications and Addenda; Legibly mark each Section to record:

- 1. Manufacturer, trade name, catalog number and supplier of each product and item of equipment actually installed.
- 2. Changes made by field order or by change order.

F. Shop Drawings (after final review and approval):

- 1. Five sets of record drawings for each process equipment, piping, electrical system and instrumentation system.

1.05 SUBMITTAL

- A. Prior to substantial completion and prior to starting the bacteria testing of water lines, deliver signed and sealed Record Documents and Record Drawings to the County. These will be reviewed and verified by the inspector. If there are any required changes or additions, these shall be completed and the entire signed and sealed set resubmitted prior to final pay application.
- B. The Contractor shall employ a Professional Engineer or Surveyor registered in the State of Florida to verify survey data and properly prepare record drawings. Record drawings shall be certified by the professional(s) (Engineer or Surveyor licensed in Florida), as stipulated by the Land Development Ordinance and submitted on signed and sealed paper drawings, signed and dated mylar drawings together with an AutoCAD version on a recordable compact disk (CD).
- C. The CD shall contain media in AutoCad Version 2004 or later, or in any other CAD program compatible with AutoCad in DWG or DXF form. All fonts, line types, shape files or other pertinent information used in the drawing and not normally included in AutoCad shall be included on the media with a text file or attached noted as to its relevance and use.
- D. Accompany submittal with transmittal letter, containing:
 - 1. Date.
 - 2. Project title and number.
 - 3. Contractor's name and address.
 - 4. Title and number of each Record Document.
 - 5. Signature of Contractor or his authorized representative.

Note: The data required to properly prepare these record drawings shall be obtained at the site, at no cost to the County by the responsible design professional or his/her duly appointed representative. The appointed representative shall be a qualified employee of the responsible design professional or a qualified inspector retained by the responsible design professional on a project-by-project basis.

PART 2 STANDARDS

2.01 MINIMUM RECORD DRAWING STANDARDS FOR ALL RECORD DRAWINGS SUBMITTED TO MANATEE COUNTY

- A. Record drawings shall be submitted to at least the level of detail in the contract documents. It is anticipated that the original contract documents shall serve as at least a background for all record information. Original drawings in CAD format may be requested of the County.
- B. Drawings shall meet the criteria of paragraph 1.04 D above.

PART 3 EXECUTION (NOT USED)

END OF SECTION

SECTION 01730 OPERATING AND MAINTENANCE DATA

PART 1 GENERAL

1.01 REQUIREMENTS INCLUDED

- A. Compile product data and related information appropriate for County's maintenance and operation of products furnished under Contract.

Prepare operating and maintenance data as specified in this and as referenced in other pertinent sections of Specifications.

- B. Instruct County's personnel in maintenance of products and equipment and systems.
- C. Provide three (3) sets of operating and maintenance manuals for each piece of equipment provided within this Contract.

1.02 FORM OF SUBMITTALS

- A. Prepare data in form of an instructional manual for use by County's personnel.

- B. Format:

1. Size: 8-1/2 inch x 11 inch
2. Paper: 20 pound minimum, white, for typed pages
3. Text: Manufacturer's printed data or neatly typewritten
4. Drawings:
 - a. Provide reinforced punched binder tab, bind in with text.
 - b. Fold larger drawings to size of text pages.
5. Provide fly-leaf for each separate product or each piece of operating equipment.
 - a. Provide typed description of product and major component parts of equipment.
 - b. Provide indexed tabs.
6. Cover: Identify each volume with typed or printed title "OPERATING AND MAINTENANCE INSTRUCTIONS". List:
 - a. Title of Project.
 - b. Identity of separate structures as applicable.
 - c. Identity of general subject matter covered in the manual.

- C. Binders:

1. Commercial quality three-ring binders with durable and cleanable plastic covers.
2. Maximum ring size: 1 inch.
3. When multiple binders are used, correlate the data into related consistent groupings.

1.03 MANUAL FOR EQUIPMENT AND SYSTEMS

- A. Submit three copies of complete manual in final form.
- B. Content for each unit of equipment and system, as appropriate:
1. Description of unit and component parts.

- a. Function, normal operating characteristics and limiting conditions.
- b. Performance curves, engineering data and tests.
- c. Complete nomenclature and commercial number of replaceable parts.
2. Operating Procedures:
 - a. Start-up, break-in, routine and normal operating instructions.
 - b. Regulation, control, stopping, shut-down and emergency instructions.
 - c. Summer and winter operating instructions.
 - d. Special operating instructions.
3. Maintenance Procedures:
 - a. Routine operations.
 - b. Guide to "trouble-shooting".
 - c. Disassembly, repair and reassembly.
 - d. Alignment, adjusting and checking.
4. Servicing and lubricating schedule.
 - a. List of lubricants required.
5. Manufacturer's printed operating and maintenance instructions.
6. Description of sequence of operation by control manufacturer.
7. Original manufacturer's parts list, illustrations, assembly drawings and diagrams required for maintenance.
 - a. List of predicted parts subject to wear.
 - b. Items recommended to be stocked as spare parts.
8. As installed control diagrams by controls manufacturer.
9. Each contractor's coordination drawings.
 - a. As installed color coded piping diagrams.
10. Charts of valve tag numbers, with location and function of each valve.
11. List of original manufacturer's spare parts, manufacturer's current prices and recommended quantities to be maintained in storage.
12. Other data as required under pertinent sections of specifications.

C. Content, for each electric and electronic system, as appropriate:

1. Description of system and component parts.
 - a. Function, normal operating characteristics and limiting conditions.
 - b. Performance curves, engineering data and tests.
 - c. Complete nomenclature and commercial number of replaceable parts.
2. Circuit directories of panelboards.
 - a. Electrical service.
 - b. Controls.
 - c. Communications.
3. As-installed color coded wiring diagrams.
4. Operating procedures:
 - a. Routine and normal operating instructions.
 - b. Sequences required.
 - c. Special operating instructions.
5. Maintenance procedures:
 - a. Routine operations.
 - b. Guide to "trouble-shooting".
 - c. Disassembly, repair and reassembly.
 - d. Adjustment and checking.
6. Manufacturer's printed operating and maintenance instructions.
7. List of original manufacturer's spare parts, manufacturer's current prices and recommended quantities to be maintained in storage.
8. Prepare and include additional data when the need for such data becomes

apparent during instruction of County's personnel.

- D. Prepare and include additional data when the need for such data becomes apparent during instruction on County's personnel.
- E. Additional requirements for operating and maintenance data: Respective sections of Specifications.

1.04 SUBMITTAL SCHEDULE

- A. Submit one copy of completed data in final form fifteen days prior to substantial completion.
 - 1. Copy will be returned after substantial completion, with comments (if any).
- B. Submit two copies of approved data in final form. Final acceptance will not be provided until the completed manual is received and approved.

1.05 INSTRUCTION OF COUNTY'S PERSONNEL

- A. Prior to final inspection or acceptance, fully instruct County's designated operating and maintenance personnel in operation, adjustment and maintenance of products, equipment and systems.
- B. Operating and maintenance manual shall constitute the basis of instruction.
 - 1. Review contents of manual with personnel in full detail to explain all aspects of operations and maintenance.

PART 2 PRODUCTS (NOT USED)

PART 3 EXECUTION (NOT USED)

END OF SECTION

SECTION 01740 WARRANTIES

PART 1 GENERAL

1.01 REQUIREMENTS INCLUDED

- A. Compile specified warranties.
- B. Compile specified service and maintenance contracts.
- C. Co-execute submittals when so specified.
- D. Review submittals to verify compliance with Contract Documents.
- E. Submit to County for review and transmittal.

1.02 SUBMITTAL REQUIREMENTS

- A. Assemble warranties and service and maintenance contracts, executed by each of the respective manufacturers, suppliers and subcontractors.
- B. Number of original signed copies required: Two each.
- C. Table of Contents: Neatly typed, in orderly sequence. Provide complete information for each item.
 - 1. Product or work item.
 - 2. Firm, with name of principal, address and telephone number.
 - 3. Scope.
 - 4. Date of beginning of warranty or service and maintenance contract.
 - 5. Duration of warranty or service maintenance contract.
 - 6. Provide information for County's personnel:
 - a. Proper procedure in case of failure.
 - b. Instances which might affect the validity of warranty or bond.
 - 7. Contractor, name of responsible principal, address and telephone number.

1.03 FORM OF SUBMITTALS

- A. Prepare in duplicate packets.
- B. Format:
 - 1. Size 8-1/2 inch x 11 inch punched sheets for standard 3-ring binder. Fold larger sheets to fit into binders.
 - 2. Cover: Identify each packet with typed or printed title "WARRANTIES". List:
 - a. Title of Project.
 - b. Name of Contractor.
- C. Binders: Commercial quality, three-ring, with durable and cleanable plastic covers.

1.04 TIME OF SUBMITTALS

- A. Make submittals within ten days after date of substantial completion and prior to final request for payment.
- B. For items of work, where acceptance is delayed materially beyond date of substantial completion, provide updated submittal within ten days after acceptance, listing date of acceptance as start of warranty period.

1.05 SUBMITTALS REQUIRED

- A. Submit warranties, service and maintenance contracts as specified in respective sections of Specifications.
- B. Approval by the County of all documents required under this section is a pre-requisite to requesting a final inspection and final payment

PART 2 PRODUCTS (NOT USED)

PART 3 EXECUTION (NOT USED)

END OF SECTION

DIVISION 2 SITE WORK

SECTION 02064 MODIFICATIONS TO EXISTING STRUCTURES, PIPING AND EQUIPMENT

PART 1 GENERAL

1.01 SCOPE OF WORK

Furnish all labor, materials, equipment and incidentals required to modify, alter and/or convert existing structures as shown or specified and as required for the installation of piping, mechanical equipment and appurtenances. Existing piping and equipment shall be removed and dismantled as necessary for the performance of facility alterations in accordance with the requirements herein specified.

PART 2 PRODUCTS (NOT USED)

PART 3 EXECUTION

3.01 GENERAL

- A. The Contractor shall cut, repair, reuse, excavate, demolish or otherwise remove parts of the existing structures or appurtenances, as indicated on the Contract Drawings, herein specified, or necessary to permit completion of the work under this Contract. The Contractor shall dispose of surplus materials resulting from the above work in an approved manner. The work shall include all necessary cutting and bending of reinforcing steel, structural steel, or miscellaneous metal work found embedded in the existing structures.
- B. The Contractor shall dismantle and remove all existing equipment, piping, and other appurtenances required for the completion of the work. Where called for or required, the contractor shall cut existing pipelines for the purpose of making connections thereto. Anchor bolts for equipment and structural steel removed shall be cut off one inch below the concrete surface. Surface shall be finished as specified in the Contract Documents.
- C. At the time that a new connection is made to an existing pipeline, additional new piping, extending to and including a new valve, shall be installed. Pipe anchorage, if required, is part of the installation shall also be installed as directed by the County.
- D. No existing structure, equipment, or appurtenance shall be shifted, cut, removed, or otherwise altered except with the express approval of and to the extent approved by the County.
- E. When removing materials or portions of existing utility pipelines and/or structures or when making openings in walls and partitions, the Contractor shall take all precautions and use all necessary barriers and other protective devices so as not to damage the structures beyond the limits necessary for the new work, and not to damage the structures or contents by falling or flying debris. Unless otherwise permitted, line drilling will be required in cutting existing concrete.
- F. Materials and equipment removed in the course of making alterations and additions shall remain the property of the County, except that items not salvageable, as determined by the County, shall become the property of the Contractor to be disposed of by him off the

work site at his own place of disposal. Operating equipment shall be thoroughly cleaned, lubricated, and greased for protection during prolonged storage.

- G. All alterations to existing utility pipes and structures shall be done at such time and in such manner as to comply with the approved time schedule. So far as possible before any part of the work is started, all tools, equipment, and materials shall be assembled and made ready so that the work can be completed without delay.
- H. All workmanship and new materials involved in constructing the alterations shall conform to the General Specifications for the classes of work insofar as such specifications are applicable.
- I. All cutting of existing concrete or other material to provide suitable bonding to new work shall be done in a manner to meet the requirements of the respective section of these Specifications covering the new work. When not covered, the work shall be carried on in the manner and to the extent directed by the Resident Project Representative.
- J. Surfaces of seals visible in the completed work shall be made to match as nearly as possible the adjacent surfaces.
- K. Non-shrink grout shall be used for setting wall castings, sleeves, leveling pump bases, doweling anchors into existing concrete and elsewhere as shown.
- L. Where necessary or required for the purpose of making connections, the Contractor shall cut existing pipelines in a manner to provide an approved joint. Where required, he shall use flanges, or provide Dresser Couplings, all as required.
- M. The Contractor shall provide flumes, hoses, piping and other related items to divert or provide suitable plugs, bulkheads, or other means to hold back the flow of water or other liquids, all as required in the performance of the work under this Contract.
- N. Care shall be taken not to damage any part of existing buildings or foundations or outside structures.

3.02 CONNECTING TO EXISTING PIPING AND EQUIPMENT

The Contractor shall verify exact location, material, alignment, joint, etc. of existing piping and equipment prior to making the connections called out in the Drawings. The verifications shall be performed with adequate time to correct any potential alignment or other problems prior to the actual time of connection. A Manatee County representative must be present for all tie-ins for a visual inspection.

3.03 REMOVAL AND ABANDONMENT OF ASBESTOS CEMENT PIPE AND APPURTENANCES

- A. All work associated with the removal or abandonment of existing asbestos cement pipe and appurtenances shall be performed by a licensed asbestos abatement contractor or subcontractor registered in the State of Florida. After removal of the facilities, all trenches shall be backfilled in accordance with the Contract Documents. The cost of disposing of the removed materials shall be borne by the Contractor.
- B. The asbestos abatement contractor or subcontractor shall contact the appropriate regulatory agencies prior to removal or abandonment of any asbestos material and shall

obtain all required permits and licenses and issue all required notices. The Contractor shall be responsible for all fees associated with permits, licenses and notices to the governing regulatory agencies. An asbestos manifest form must accompany each and every shipment of such pipe or pipe material waste to the Manatee County Lena Road Landfill. Prior to each shipment, a minimum of 24 hours notice to the Landfill field office (Phone #748-5543) is required.

- C. All work associated with removal or abandonment of asbestos cement pipe and appurtenances shall be performed in accordance with the standards listed below and all other applicable local, State, or Federal standards.
 - 1. Florida Administrative Code, Chapter 62-257, "Asbestos Program".
 - 2. National Emission Standards Hazardous Air Pollution (NESHAP), 40 CFR, Part 61, Subpart M, latest revision.
 - 3. Occupational Safety and Health Act, 29 CFR, 1910.1001 - Asbestos.
 - 4. Title 40 CFR, Part 763, Asbestos.
 - 5. Florida Statute Title XXXII, Chapter 469, Asbestos Abatement.

3.04 IN-PLACE GROUTING OF EXISTING PIPE

- A. Where water and wastewater utility pipes are to be abandoned in place, they shall be filled with a sand/cement grout as specified herein. When such pipes are constructed with asbestos cement materials, the abandonment activities shall be performed by a licensed asbestos abatement contractor as specified in these Specifications.
- B. Grout shall be injected within the pipe sections indicated on the Drawings. The ends of these sections shall be capped and/or plugged. The grouting program shall consist of pumping sand-cement grout with suitable chemical additives at pressures necessary to fill the pipe sections shown on the Drawings to prevent the potential for future collapse.
- C. The pump used for grouting should be a continuous flow, positive displacement model with a pugmill type mixing vat having a minimum shaft speed of 60 rpm and incorporated as an integral part of the equipment. Alternate equipment may be used subject to the approval of the County. The rate of pumping shall not exceed six (6) cubic feet per minute. The pumping pressures shall be in the range of 100 to 150 psi.
- D. The Contractor shall provide standpipes and/or additional means of visual inspection as required by the County to determine if adequate grout material has filled the entire pipe section(s). The Contractor shall make necessary provisions for the County's representative to monitor all grouting operations.
- E. All pipe to be abandoned shall be capped or plugged with a fitting or material that will prevent soil or other material from entering the pipe. All caps and plugs shall be subject to approval by the County.

END OF SECTION

SECTION 02100 SITE PREPARATION

PART 1 GENERAL

1.01 SCOPE OF WORK

- A. This Section covers clearing, grubbing and stripping of the project site and/or along the pipeline route.
- B. The Contractor shall clear and grub all of the area within the limits of construction or as required, which includes, but is not limited to utility easements. The width of the area to be cleared shall be reviewed by the County prior to the beginning of any clearing.
- C. The Contractor's attention is directed to any Soil Erosion and Sediment Control Ordinances in force in Manatee County. The Contractor shall comply with all applicable sections of these ordinances.

PART 2 PRODUCTS (NOT USED)

PART 3 EXECUTION

3.01 CLEARING

The surface of the ground, for the area to be cleared and grubbed shall be completely cleared of all timber, brush, stumps, roots, grass, weeds, rubbish and all other objectionable obstructions resting on or protruding through the surface of the ground. However, trees shall be preserved as hereinafter specified unless otherwise designated by the County. Clearing operations shall be conducted so as to prevent damage to existing structures and installations and to those under construction, so as to provide for the safety of employees and others. Soil erosion control devices such as hay bales and silt fences shall be installed to satisfy all Federal, State and County requirements.

3.02 GRUBBING

Grubbing shall consist of the complete removal of all stumps, roots larger than 1-1/2 inches in diameter, matted roots, brush, timber, logs and any other organic or metallic debris not suitable for foundation purposes, resting on, under or protruding through the surface of the ground to a depth of 18 inches below the subgrade. All depressions excavated below the original ground surface for or by the removal of such objects, shall be refilled with suitable materials and compacted to a density conforming to the surrounding ground surface.

3.03 STRIPPING

In areas so designated, topsoil shall be stockpiled. Topsoil so stockpiled shall be protected until it is placed as specified. The County shall have the option to receive all excess topsoil materials. The Contractor shall pay all equipment and labor cost to deliver excess top soil material to a remote site chosen by the County within a five mile radius of the construction site. Should County not choose to receive any or all excess topsoil materials, the Contractor shall dispose of said material at no additional cost to County.

3.04 DISPOSAL OF CLEARED AND GRUBBED MATERIAL

The Contractor shall dispose of all material and debris from the clearing and grubbing operation by hauling such material and debris off site. The cost of disposal (including hauling) of cleared and grubbed material and debris shall be considered a subsidiary obligation of the Contractor; the cost of which shall be included in the prices bid for the various classes of work.

3.05 PRESERVATION OF TREES

Those trees which are not designated for removal by the County shall be carefully protected from damage. The Contractor shall erect such barricades, guards and enclosures as may be considered necessary by him for the protection of the trees during all construction operation.

3.06 PRESERVATION OF DEVELOPED PRIVATE PROPERTY

- A. The Contractor shall exercise extreme care to avoid unnecessary disturbance of developed private property adjacent to proposed project site. Trees, shrubbery, gardens, lawns and other landscaping, which are not designated by the County to be removed, shall be replaced and replanted to restore the construction easement to the condition existing prior to construction.
- B. All soil preservation procedures and replanting operations shall be under the supervision of a nursery representative experienced in such operations.
- C. Improvements to the land such as fences, walls, outbuildings and other structures which of necessity must be removed, shall be replaced with equal quality materials and workmanship.
- D. The Contractor shall clean up the construction site across developed private property directly after construction is completed upon approval of the County.

3.07 PRESERVATION OF PUBLIC PROPERTY

The appropriate paragraphs of these Specifications shall apply to the preservation and restoration of public lands, parks, rights-of-way, easements and all other damaged areas. This includes, but is not limited to the trimming of trees damaged by contractor's equipment.

END OF SECTION

SECTION 02220 EXCAVATION, BACKFILL, FILL AND GRADING FOR STRUCTURES

PART 1 GENERAL

1.01 SCOPE OF WORK

- A. Structural excavation shall consist of the removal of material for the construction of foundations for structures and other excavation designated on the drawings or in these specifications.
- B. Structural excavation and backfill shall consist of furnishing material, if necessary and placing and compacting backfill material around structures to the lines and grades designated on the drawings, as specified or directed by the County.
- C. Structural excavation and backfill shall include the furnishing of all materials, equipment and other facilities which may be necessary to perform the excavations, place and compact the backfill, install sheeting and bracing, and carry out any necessary dewatering. It shall also include the wasting or disposal of surplus excavated material in a manner and in locations approved by the County.
- D. The Contractor is responsible for the protection of every tree which is scheduled to remain in the project area. This includes trees which may or may not be shown on the plans. Every tree shall be adequately protected in place at no additional cost to the County. This includes, but is not limited to, protecting the root systems and adjusting grades as necessary for tree/root protection.

1.02 QUALITY ASSURANCE

- A. Testing Agency:
 - 1. In place soil compaction tests shall be performed by a qualified testing laboratory.
 - 2. Compaction tests shall be taken every 500 feet, except in the road crossings or road shoulders. Tests are to be taken according to current FDOT Standards.
- B. Reference Standards:
 - 1. American Society for Testing and Materials (ASTM):
 - a. ASTM D1557, Moisture-Density Relations of Soils Using 10-lb. (4.5-kg) Rammer and 18-in. (457-mm) Drop.

1.03 JOB CONDITIONS

- A. The Contractor shall provide, operate and maintain all necessary pumps, discharge lines, well points, etc., in sufficient number and capacity to keep all excavation, bases, pits, etc., free from seepage, standing or running water at all times throughout the period of construction.
- B. The Contractor shall assume all responsibility for the security of the excavation required, employing bracing, lining or other accepted means necessary to accomplish same.
- C. Excavated areas shall be cleared of all debris, water, slush, muck, clay and soft or loose earth and shall be conditioned to the entire satisfaction of the County.

- D. All excavated material unsuitable for use or which will not be used shall be disposed of in a manner consistent with State and County regulation.
- E. All unsuitable organic materials, roots, logs, etc., found during excavation shall be removed by the Contractor and the trench shall be refilled with suitable material.

PART 2 PRODUCTS

2.01 MATERIAL FOR CONTROLLED FILL

- A. Composition: Only approved material free from organic matter and lumps of clay, shall be used for backfill. Excavated earth free from debris or organic material may be used for backfilling foundations or fill.
- B. Crushed stone and shell shall meet or exceed current FDOT Standards.

2.02 UNSUITABLE MATERIAL

Unsuitable material shall be defined as highly organic soil per ASTM D2487 Group PT. This includes, but is not limited to, such items as topsoil, roots, vegetable matter, trash, debris, and clays that cannot be dried sufficiently to obtain specified compaction.

PART 3 EXECUTION

3.01 INSPECTION

- A. The Contractor shall verify that work preceding the affected work of this Section has been satisfactorily completed.
- B. Conditions adversely affecting the work of this Section shall be corrected to the satisfaction of the County.

3.02 REMOVAL OF UNSUITABLE MATERIALS

- A. The Contractor shall remove unsuitable material from within the limits of the Work.
- B. Materials meeting requirements for controlled fill shall be stockpiled as necessary and in such a manner satisfactory to the County.
- C. All material excavated shall be placed so as to minimize interference with public travel and to permit proper access for inspection of the work.

3.03 EXCAVATION

- A. When concrete or shell subbase footing is to rest on an excavated surface, care shall be taken not to disturb the natural soil. Final removal and replacement of the foundation material and subbase compaction to grade shall not be made until just before the concrete or masonry is placed.
- B. When any structural excavation is completed, the Contractor shall notify the County who will make an inspection of the excavation. No concrete or masonry shall be placed until the excavation has been approved by the County.

- C. The elevations of the footing bottom and the base slab as shown on the Drawings, shall be considered as approximate and the County may order in writing, such changes in dimensions or elevations of the footings and slab base as necessary to secure satisfactory foundations.
- D. All excavation shall be made within an area bounded by lines five feet outside and parallel to the exterior walls of the structure to allow for correct forming, shoring and inspection of foundation work. Pouring of concrete against earth side walls shall not be permitted.
- E. If the ground is excavated below the grade called for by the Drawings or becomes unstable due to the Contractor's carelessness or operations, the ground shall be excavated to undisturbed native soil before continuing concreting operations.
- F. If in the opinion of the County, the material at or below the normal grade of the bottom of the trench is unsuitable for pipe or structure foundation, it shall be removed to the depth directed by the County and if so directed, replaced by crushed stone or washed shell.

3.04 STRUCTURAL BACKFILL

- A. Structural backfill shall not be placed until the footings or other portions of the structure or facility have been inspected by the County and approved for backfilling.
- B. A minimum of 1-1/2" layer of lean concrete shall be placed as a working mat for the concrete base slabs and footings if required by the County.
- C. Fill shall be placed in uniform layers not more than 12" thick and compacted to a minimum of 98 percent of the maximum density determined by ASTM D1557, Method A or C, or as directed by the County. The Contractor shall securely tamp the backfill with pneumatic rammer around all wall foundations. The method of compaction shall be satisfactory to the County.
- D. Compaction of structural backfill by ponding and jetting may be permitted when, as determined by the County: the backfill material is of such character that it will be self-draining when compacted; foundation materials will not soften or be otherwise damaged by the applied water; no damage from hydrostatic pressure will result to the structure. Ponding and jetting within two feet below finished subgrade shall not be permitted in roadway areas. At the discretion of the County, ponding and jetting may be permitted with compaction layers not to exceed four feet.
- E. Surplus material not used on-site shall be removed and disposed of off-site by the Contractor. In no case shall surplus material be deposited on adjacent lands. Fill used for grading shall be placed in layers not to exceed 12 inches in thickness and shall be compacted to a density equal or greater to that of the surrounding natural ground.

3.05 BACKFILLING AROUND STRUCTURES

- A. Common fill and structural fill are specified for use as backfill against the exterior walls of the structures. Fill shall be placed in layers having a maximum thickness of eight (8) inches in loose state and shall be compacted sufficiently to prevent settlement. If compaction is by rolling or ramming, material shall be wetted down as required. Where material can be suitably compacted by jetting or puddling, the Contractor may use one of these methods. No boulders shall be allowed to roll down the slopes and hit the walls.

- B. Backfilling shall be carried up evenly on all walls of an individual structure simultaneously. A variation of two (2) feet in elevation will be the maximum allowable. No backfill shall be allowed against walls until the walls and their supporting slabs, if applicable, have attained sufficient strength. Backfilling shall be subjected to approval by the County.
- C. In locations where pipes pass through building walls, the Contractor shall take the following precautions to consolidate the refill up to an elevation of at least one foot above the bottom of the pipes:
 - 1. Place structural fill in such areas for a distance of not less than three feet either side of the center line of the pipe in level layers not exceeding 6-inches in depth.
 - 2. Wet each layer to the extent directed and thoroughly compact each layer with a power tamper to the satisfaction of the County.
 - 3. Structural fill shall be of the quality specified under Part 2 of this Section.
- D. The surface of filled areas shall be graded to smooth true lines, strictly conforming to grades indicated on the grading plan. No soft spots or uncompacted areas shall be allowed in the work.
- E. Temporary bracing shall be provided as required during construction of all structures to protect partially completed structures against all construction loads, hydraulic pressure and earth pressure. The bracing shall be capable of resisting all loads applied to the walls as a result of backfilling.

3.06 FIELD QUALITY CONTROL

- A. The density of soil in place shall be a minimum of 95 percent in accordance with ASTM test 1557-70T, Method A or C.

END OF SECTION

SECTION 02221 TRENCHING, BEDDING AND BACKFILL FOR PIPE

PART 1 GENERAL

1.01 SCOPE OF WORK

- A. The Contractor shall furnish all labor, materials, equipment and incidentals necessary to perform all excavation, backfill, fill, grading, trench protection or other related work required to complete the piping work shown on the Drawings and specified herein. The work shall include, but not be limited to: vaults; duct conduit; pipe; roadways and paving; backfilling; required fill or borrow operations; grading; disposal of surplus and unsuitable materials; and all related work such as sheeting, bracing and dewatering.
- B. Prior to commencing work, the Contractor shall examine the site and review test borings if available, or undertake his own subsurface investigations and take into consideration all conditions that may affect his work.
- C. The Contractor is responsible for the protection of every tree which is scheduled to remain in the project area. This includes trees which may or may not be shown on the plans. Every tree shall be adequately protected in place at no additional cost to the County. This includes, but is not limited to protecting the root systems and adjusting grades as necessary for tree/root protection.

1.02 PROTECTION

- A. Sheeting and Bracing in Excavations:
 - 1. In connection with construction of underground structures, the Contractor shall properly construct and maintain cofferdams. These shall consist of: sheeting and bracing as required to support the sides of excavations, to prevent any movement which could in any way diminish the width of the excavation below that necessary for proper construction and to protect adjacent structures, existing yard pipe and/or foundation material from disturbance, undermining, or other damage. Care shall be taken to prevent voids outside of the sheeting, but if voids are formed, they shall be immediately filled and rammed.
 - 2. Trench sheeting for pipes: no sheeting is to be withdrawn if driven below, mid-diameter of any pipe and no wood sheeting shall be cut off at a level lower than one foot above the top of any pipe unless otherwise directed by the County. During the progress of the work, the County may direct the Contractor in writing to leave additional wood sheeting in place. If steel sheeting is used for trench sheeting, removal shall be as specified above, unless written approval is given for an alternate method of removal.
 - 3. All sheeting and bracing not left in place shall be carefully removed in such a manner as not to endanger the construction or other structures, utilities, existing piping, or property. Unless otherwise approved or indicated on the Drawings or in the Specification, all sheeting and bracing shall be removed after completion of the piping or structure, care being taken not to disturb or otherwise injure the pipeline or finished masonry. All voids left or caused by withdrawal of sheeting shall be immediately refilled with sand by ramming with tools specifically made for that purpose, by watering, or as may otherwise be directed.
 - 4. The Contractor shall construct, to the extent he deems it desirable for his method of operation, the cofferdams and sheeting outside the neat lines of the pipeline trench or foundation unless otherwise indicated on the Drawings or directed by the

County. Sheeting shall be plumb and securely braced and tied in position. Sheeting, bracing and cofferdams shall be adequate to withstand all pressures to which the pipeline or structure will be subjected. Pumping, bracing and other work within the cofferdam shall be done in a manner to avoid disturbing any construction of the pipeline or the enclosed masonry. Any movement or bulging which may occur shall be corrected by the Contractor at his own expense so as to provide the necessary clearances and dimensions.

5. Drawings of the cofferdams and design computations shall be submitted to the County and approved prior to any construction. However, approval of these drawings shall not relieve the Contractor of the responsibility for the cofferdams. The drawings and computations shall be prepared and stamped by a Registered Professional Engineer in the State of Florida and shall be in sufficient detail to disclose the method of operation for each of the various stages of construction, if required, for the completion of the pipeline and substructures.

B. Dewatering, Drainage and Flotation

1. The Contractor shall construct and place all pipelines, concrete work, structural fill, bedding rock and limerock base course, in-the-dry. In addition, the Contractor shall make the final 24" of excavation for this work in-the-dry and not until the water level is a minimum of 6" below proposed bottom of excavation.
2. The Contractor shall, at all times during construction, provide and maintain proper equipment and facilities to remove promptly and dispose of properly all water entering excavation and keep such excavations dry so as to obtain a satisfactory undisturbed subgrade foundation condition until the fill, structure, or pipes to be built thereon have been completed to such extent that they will not be floated or otherwise damaged by allowing water levels to return to natural elevations.
3. Dewatering shall at all times be conducted in such a manner as to preserve the natural undisturbed bearing capacity of the subgrade soils at proposed bottom of excavation.
4. Wellpoints may be required for dewatering the soil prior to final excavation for deeper in-ground structures or piping and for maintaining the lowered groundwater level until construction has been completed to avoid the structure, pipeline, or fill from becoming floated or otherwise damaged. Wellpoints shall be surrounded by suitable filter sand and no fines shall be removed by pumping. Pumping from wellpoints shall be continuous and standby pumps shall be provided.
5. The Contractor shall furnish all materials and equipment to perform all work required to install and maintain the proposed drainage systems for handling groundwater and surface water encountered during construction of structures, pipelines and compacted fills.
6. Where required, the Contractor shall provide a minimum of two operating groundwater observation wells at each structure to determine the water level during construction of the pipeline or structure. Locations of the observation wells shall be at structures and along pipelines as approved by the County prior to their installation. The observation wells shall be extended to 6 inches above finished grade, capped with screw-on caps protected by 24" x 24" wide concrete base and left in place at the completion of this Project.
7. Prior to excavation, the Contractor shall submit his proposed method of dewatering and maintaining dry conditions to the County for approval. Such approval shall not relieve the Contractor of the responsibility for the satisfactory performance of the system. The Contractor shall be responsible for correcting any disturbance of natural bearing soils for damage to pipeline or structures caused by an inadequate

dewatering system or by interruption of the continuous operation of the system as specified.

8. As part of his request for approval of a dewatering system, the Contractor shall demonstrate the adequacy of the proposed system and wellpoint filter sand by means of a test installation. Discharge water shall be clear, with no visible soil particles in a one quart sample. Discharge water shall not flow directly into wetlands or Waters of the State as defined by FDEP and SWFWMD.
9. During backfilling and construction, water levels shall be measured in observation wells located as directed by the County.
10. Continuous pumping will be required as long as water levels are required to be below natural levels.

PART 2 PRODUCTS

2.01 MATERIALS

A. General

1. Materials for use as fill and backfill shall be described below. For each material, the Contractor shall notify the County of the source of the material and shall furnish the County, for approval, a representative sample weighing approximately 50 pounds, at least ten calendar days prior to the date of anticipated use of such material.
2. Additional materials shall be furnished as required from off-site sources and hauled to the site.

B. Structural Fill

1. Structural fill in trenches shall be used below spread footing foundations, slab-on-grade floors and other structures as backfill within three feet of the below grade portions of structures.
2. Structural fill material shall be a minimum of 60 percent clean sand, free of organic, deleterious and/or compressible material. Minimum acceptable density shall be 98 percent of the maximum density as determined by AASHTO T-180. Rock in excess of 2-1/2" in diameter shall not be used in the fill material. If the moisture content is improper for attaining the specified density, either water shall be added or material shall be permitted to dry until the proper moisture content for compaction is reached.

C. Common Fill

1. Common fill material shall be free from organic matter, muck or marl and rock exceeding 2-1/2" in diameter. Common fill shall not contain broken concrete, masonry, rubble or other similar materials. Existing soil may be used to adjust grades over the site with the exception of the construction area.
2. Material falling within the above specification, encountered during the excavation, may be stored in segregated stockpiles for reuse. All material which, in the opinion of the County, is not suitable for reuse shall be spoiled as specified herein for disposal of unsuitable materials by the Contractor.

D. Crushed Stone

1. Crushed stone may be used for pipe bedding, manhole bases, as a drainage layer below structures with underdrains and at other locations indicated on the Drawings.
2. Crushed stone shall be size No. 57 with gradation as noted in Table 1 of Section 901 of Florida Department of Transportation, Construction of Roads and Bridges.

PART 3 EXECUTION

3.01 TRENCH EXCAVATION AND BACKFILLING

- A. Excavation for all trenches required for the installation of pipes and electrical ducts shall be made to the depths indicated on the Drawings and in such manner and to such widths as will give suitable room for laying the pipe or installing the ducts within the trenches.
- B. Rock shall be removed to a minimum 6" clearance around the bottom and sides of all the pipe or ducts being laid.
- C. Where pipes or ducts are to be laid in limerock bedding or encased in concrete, the trench may be excavated by machinery to or just below the designated subgrade provided that the material remaining in the bottom of the trench is no more than slightly disturbed.
- D. Where the pipes or ducts are to be laid directly on the trench bottom, the lower part of the trenches shall not be excavated to grade by machinery. The last of the material being excavated manually, shall be done in such a manner that will give a flat bottom true to grade so that pipe or duct can be evenly supported on undisturbed material. Bell holes shall be made as required.
- E. Backfilling over pipes shall begin as soon as practicable after the pipe has been laid, jointed and inspected and the trench filled with suitable compacted material to the mid-diameter of the pipe.
- F. Backfilling over ducts shall begin not less than three days after placing concrete encasement.
- G. All backfilling shall be prosecuted expeditiously and as detailed on the Drawings.
- H. Any space remaining between the pipe and sides of the trench shall be packed full by hand shovel with selected earth, free from stones having a diameter greater than 2" and thoroughly compacted with a tamper as fast as placed, up to a level of one foot above the top of the pipe.
- I. The filling shall be carried up evenly on both sides with at least one man tamping for each man shoveling material into the trench.
- J. The remainder of the trench above the compacted backfill, as just described above, shall be filled and thoroughly compacted by rolling, ramming, or puddling, as the County may direct, sufficiently to prevent subsequent settling.

END OF SECTION

**SECTION 02223 EXCAVATION BELOW GRADE AND CRUSHED STONE OR SHELL
REFILL**

PART 1 GENERAL

1.01 SCOPE OF WORK

- A. If in the opinion of the County, the material at or below the normal grade of the bottom of the trench is unsuitable for pipe or structure foundation, it shall be removed to the depth directed by the County and replaced by crushed stone or washed shell.

PART 2 PRODUCTS (NOT USED)

PART 3 MATERIALS

3.01 EXCAVATION AND DRAINAGE

- A. Whatever the nature of unstable material encountered or the groundwater conditions, trench stabilization shall be complete and effective.
- B. Should the Contractor excavate below the grade shown on the Contract drawings because of negligence or for his own convenience; due to failure in properly dewatering the trench; disturbs the subgrade before dewatering is sufficiently complete; he shall be directed by the County to excavate below grade. The work of excavating below grade and furnishing and placing the approved refill material shall be performed at the Contractor's expense.

3.02 REFILL

- A. Should the material at the level of trench bottom consist of fine sand, sand and silt or soft earth, the subgrade material shall be removed as directed by the County and the excavation shall be refilled with crushed stone or washed shell.

END OF SECTION

SECTION 02615 DUCTILE IRON PIPE AND FITTINGS

PART 1 GENERAL

1.01 SCOPE OF WORK

- A. The Contractor shall furnish all labor, materials, equipment and incidentals required to install ductile iron pipe and restrained joint ductile iron pipe and cast iron or ductile iron restrained joint fittings, complete, as shown on the Drawings and specified in these Standards.
- B. Fittings are noted on the drawings for the Contractor's convenience and do not relieve him from laying and jointing different or additional items where required.
- C. The Contractor shall furnish all labor, materials, equipment and incidentals required to install push-on joint or restrained joint ductile iron pipe, complete as shown on the Drawings and Specifications.
- D. Newly installed pipe shall be kept clean and free of all foreign matter. All DI pipe installed underground shall be poly wrapped unless noted otherwise on the plans.

1.02 SUBMITTALS

- A. The Contractor shall submit to the County, within ten days after receipt of Notice to Proceed, a list of materials to be furnished, the names of the suppliers and the appropriate shop drawings for all ductile iron pipe and fittings.
- B. The Contractor shall submit the pipe manufacturer's certification of compliance with the applicable sections of the Specifications.

PART 2 PRODUCTS

2.01 MATERIALS

- A. Ductile iron pipe shall conform to ANSI/AWWA C150/A21.50 and ANSI/AWWA C151/A21.51. Thickness of pipe shall be Class 50 or pressure Class 350. All pipe not buried shall be Class 53. All ductile iron pipe shall be clearly marked on the outside of the barrel to readily identify it from cast iron.
- B. Unrestrained joint pipe shall be supplied in lengths not to exceed 21 feet. Unless otherwise called for in the Contract Documents, unrestrained joint pipe shall be either the rubber-ring type push-on joint or standard mechanical joint pipe as manufactured by the American Cast Iron Pipe Company, U.S. Pipe and Foundry Company, or approved equal.
- C. All fittings shall be pressure rated for 350 psi and meet the requirement of AWWA C110 or AWWA C153 except flanged fittings shall be rated for 250 psi. Rubber gaskets shall conform to ANSI A21.11 for mechanical and push-on type joints for diameters up to 14" diameter. Gaskets for 16" diameter and larger pipe shall be EPDM (Ethylene-Propylene Dine Monomer) such as the "Fastite Gasket" of American Ductile Iron Pipe Co., or approved equal.
- D. Water Mains: All ductile iron pipe and fittings shall have a standard thickness cement lining on the inside in accordance with AWWA/ANSI C104/A21.4 and a coal tar enamel

coating on the outside. The coal tar enamel shall be in accordance with ANSI A21.4. All interior linings shall be EPA/NSF approved.

- E. Force Main: All ductile iron pipe and fittings shall have a factory applied fusion bonded epoxy or epoxy and polyethylene lining on the inside in accordance with manufacturer's specifications and a coal tar enamel coating on the outside. The coal tar enamel shall be in accordance with ANSI A21.4. The interior lining is to be based on manufacturer's recommendation for long-term exposure to raw sewage. It shall have a minimum ten year warranty covering failure of the lining and bond failure between liner and pipe.
- F. Restrained joints shall be provided at all horizontal and vertical bends and fittings, at casings under roads and railroads and at other locations shown on the Contract Drawings. Restrained joint pipe fittings shall be designed and rated for the following pressures: 350 psi for pipe sizes up to and including 24" diameter; 250 psi for pipe sizes 30" diameter and above.

2.02 IDENTIFICATION

- A. Each length of pipe and each fitting shall be marked with the name of the manufacturer, size and class and shall be clearly identified as ductile iron pipe. All gaskets shall be marked with the name of the manufacturer, size and proper insertion direction.
- B. Pipe shall be poly wrapped blue for potable water mains, purple for reclaimed water mains and green for sewage force mains. All potable water pipe shall be NSF certified and copies of lab certification shall be submitted to the County.
- C. All above ground potable water mains and appurtenances shall be painted safety blue.

END OF SECTION

SECTION 02616 DISINFECTING POTABLE WATER PIPE LINES

PART 1 GENERAL

1.01 SCOPE OF WORK

The Contractor shall furnish all labor, materials, equipment and incidentals required to clean and disinfect potable water pipe lines. This work is required to place all types of pipe into service as potable water lines.

1.02 CLEANING WATER MAINS

At the conclusion of the work, the Contractor shall thoroughly clean all of the new pipes to remove all dirt, stones, pieces of wood or other material which may have entered during the construction period per Section 02618.

1.03 DISINFECTING POTABLE WATER PIPE LINES

- A. All record drawing requirements must be submitted to the County prior to starting the bacteriological testing of the water lines.
- B. Prior to being placed in service, all potable water pipe lines shall be chlorinated in accordance with AWWA 651, "Standard Procedure for Disinfecting Water Main". The procedure shall meet Health Department requirements. The location of the chlorination and sampling points shall be determined by the County. Taps for chlorination and sampling shall be uncovered and backfilled by the Contractor as required.
- A. The general procedure for chlorination shall be to flush all dirty or discolored water from the lines, then introduce chlorine in approved dosages through a tap at one end while water is being withdrawn at the other end of the line. The chlorine solution shall remain in the pipe line for 24 hours.

Water for flushing, filling and disinfecting the new lines must be obtained without contaminating existing pipe lines. Water obtained from existing pipe lines for this purpose shall pass through an approved air gap or backflow prevention device.

- B. Following the chlorination period, all treated water shall be flushed from the lines at their extremities and replaced with water from the distribution system. Bacteriological sampling and analysis of the replacement water shall then be made by an approved laboratory or the Health Department in full accordance with the AWWA Manual C651. The line shall not be placed in service until the requirements of the State and County Public Health Department are met. Results of the bacteriological tests together with certified record drawings must be submitted to the Health Department (FDEP) within 30 days of the tests.
- C. Special disinfecting procedures when approved by the County, may be used where the method outlined above is not practical.

END OF SECTION

SECTION 02617 INSTALLATION AND TESTING OF PRESSURE PIPE

PART 1 GENERAL

1.01 INSTALLING PIPE AND FITTINGS

- A. The Contractor shall install all pipe in accordance with the recommendations of the pipe manufacturer and as specified herein.
- B. The Contractor shall take care in handling, storage and installation of pipe and fittings to prevent injury to the pipe or coatings. All pipe and fittings shall be examined before installation and pipe which is deemed to be defective by the County shall not be installed.
- C. The Contractor shall thoroughly clean and keep thoroughly clean, all pipe and fittings prior to during and after installation.
- D. The Contractor shall lay the pipe to the lines and grades shown on the Contract Drawings with bedding and backfill as shown on the Drawings or called out in the Contract Documents. Blocking under the pipe shall not be permitted except through casing sleeves.
- E. The Contractor shall keep the open ends of all pipe closed with a tightly fitting plug when installation is not in progress or the potential exists for dirt or debris to enter the pipe.
- F. The pipe or accessories shall not be dropped into the trench under any circumstances.
- G. The Contractor shall construct all water mains pursuant to the provisions of "Recommended Standards for Water Works", Part 8, incorporated by reference in Rule 17-555.330(3), F.A.C.
- H. As a marker for the Surveyor, a PVC pipe marker or 2" x 4" marker shall be inserted by the Contractor on the top of pipe for potable water mains, reclaimed water mains and sanitary force mains at intervals no greater than 200 feet apart and at locations where there is a substantial grade change. The pipe markers shall indicate the pipe diameter and shall be labeled PWM in "safety" blue, RWM in purple, and FM in green, for potable water mains, reclaimed water mains and sanitary force mains, respectively. As a marker for the Surveyor, a PVC pipe marker or 2" x 4" marker shall be inserted by the Contractor on the top of all pipe fittings (other than sanitary sewer service wyes, potable water saddles and reclaimed water saddles). The markers for fittings shall indicate the type of fitting and shall be labeled PWF in "safety" blue, RWF in purple, and FMF in green, for potable water fittings, reclaimed water fittings, and sanitary force main fittings, respectively. The Contractor is responsible for making the aforementioned markers available to the Surveyor. The Contractor shall field locate the mains and fittings when markers are not made available to the Surveyor.
- I. A PVC pipe marker or 2" x 4" marker shall be inserted by the Contractor at the beginning and end of each horizontal directional drill (HDD). The HDD Contractor shall provide a certified report and bore log indicating the horizontal and vertical location every 25 linear feet or less along the pipe.
- J. A 2" PVC pipe marker with a painted end cap shall be inserted by the Contractor at the ROW line indicating each individual new service location or stub out. The marker shall be a 6 foot length of PVC pipe inserted 2 feet into the ground and shall be painted "safety"

blue for potable water, purple for reclaimed water, and green for sewer.

1.02 PROCEDURE FOR TESTING WATER LINES, FORCE MAINS AND RECLAIMED WATER LINES

- A. A 48-hour notice is needed prior to testing. A letter stating the reasons testing should be scheduled ahead of other jobs must accompany all emergency testing requests.
- B. County and Contractor must be present for all testing, except for testing tapping valves and sleeves.
- C. All pressure pipe lines shall remain undisturbed for 24 hours to develop complete strength at all joints. All pipe lines shall be subjected to a hydrostatic pressure test for two (2) hours at full working pressure, but not less than 180 psi for water/reclaimed (150 psi for force main). Maximum length of pipe to be tested at one time is 2,600 feet. If line is longer than 2,600 feet and cannot be sectioned in 2,600 feet (max.) lengths, the allowable leakage will be figured at 2,600 feet.
- D. Allowable leakage shall be determined by AWWA C600 table for hydrostatic tests. Leakage shall be defined as the quantity of water that must be supplied into the newly laid pipe, or any valved section thereof; to maintain the test pressure after the air in the pipe line has been expelled and the pipe has been filled with water.
- E. All digging on the job site in the right-of-way must be completed before any testing of water or sewer. Any digging or boring across water or sewer lines after they have been tested may result in a retest of the lines at the County's request.
- F. If any revisions or changes are made after initial testing, lines will be re-tested at the County's request.
- G. Disconnect water supply during test.
- H. All force mains will be tested from the valves in the valve vault at the lift station to the point of connection whether it be against a valve on another force main or into a manhole.
- I. All services to be aboveground during test. The services should be the correct length so they will be one (1) foot inside right-of-way line.
- J. All fire hydrant gate valves to be open during test.
- K. All visible leaks are to be repaired, regardless of the amount of leakage.
- L. Check gauge pressure periodically during test. If test pressure drops to 175 psi for water/reclaimed lines or to 145 psi for force mains during test, the line must be repumped back to 180 psi for water/reclaimed (150 psi force mains) and the amount of leakage measured. The test will continue on with the remaining time left. At the end of the test, the line must be repumped again back to 180 psi (150 psi for force main) and the amount of leakage measured and added to any previous leakage determined earlier in the test.
- M. After the line passes the test, the pressure will be blown off from the opposite end of line from the gauge location. Fire hydrants, services and end-of-line blow offs will be opened to demonstrate they were on line during the test.

- N. At end of test, the test gauge must return to zero. The pressure gauge must read 0 psi to a maximum of 300 psi in 5 psi increments.
- O. The section of line being tested must be identified on the charge sheet. The length and size of pipe, the exact area being tested and the valves being tested against, must be identified. Use Station numbers if available.
- P. A punch list must be made at the end of all tests.
- Q. A copy of the charge sheet will be given to the County and the Contractor at the end of the test.

1.03 INSPECTION/TESTING PROCEDURE COVERING BORED PIPE LINES OR CASING AND CONDUITS INSTALLED ACROSS PREVIOUSLY TESTED AND/OR COUNTY ACCEPTED WATER AND SEWER PIPE WITHIN DEVELOPMENT PROJECTS UNDER ACTIVE CONSTRUCTION

- A. Prior to testing water and sewer lines, every effort will be made to install sleeves for underground utilities that will cross these water and sewer lines or services.
- B. Where it has not been possible to pre-install sleeves prior to testing and bores or conduits are required, it is the responsibility of the utility company and/or their Contractor performing the work to provide Manatee County Utility Operations Department or the Engineer of Record with accurate horizontal and vertical as-built information of the sleeves, bores and conduits installed by said utility company. This applies to all bores and conduits crossing water and sewer lines.
- C. Procedures to be followed for installation of conduits, pipe lines and bores that will cross, or be closer than 5'-0" horizontally and 18 inches vertically to, previously tested water and sewer lines that are still under the ownership of the developer/contractor.
 - 1. Notify the County and obtain the best as-built information available. Allow sufficient time for the County to field locate the existing pipe lines.
 - 2. Submit drawings of proposed location to the County and Manatee County Utility Operations Dept. Utility Locations Section for review.
 - 3. Obtain a County Right-of-Way Use Permit if the work area is within a dedicated area of right-of-way.
 - 4. Perform installation in the presence of a County representative. Call (941) 792-8811, ext. 5061 or ext. 5069 with at least two (2) working days notice.
 - 5. Submit two (2) copies of as-built information to the County to incorporate into the record drawings to be submitted to the County.
 - 6. Failure to follow steps 2) thru 5) will result in additional charges for retesting the previously tested water and sewer lines.
- D. Procedures to be followed for installation of conduits, pipe lines and bores crossing or closer than 5'-0" horizontally and 18 inches vertically to previously tested water and sewer lines that have been previously accepted by Manatee County:
 - 1. Obtain record drawing information from the County.
 - 2. If roadway has been dedicated to Manatee County, obtain Right-of-Way Use Permit and copy the Project Management Department Locations Section with proposed location drawing.
 - 3. Follow procedures in "Sunshine State One-Call", paying special attention to the

requirements of Section VII.

- E. Should water or sewer lines be damaged during the bore pipe line or casing installation, the cost of any repairs and retesting will be paid for by the utility company that installed the bore. The actual clearance between a bored casing crossing a water or sewer pipe should not be less than 18 inches.

1.04 DETECTION

- A. Direct buried pipe shall have 3" detectable metallic tape of the proper color placed directly above the pipe and 12" below finished grade or 6" detectable tape between 12" and 24" below finished grade.
- B. Direct buried or horizontal directional drilled non-metallic pipe shall also have tracer wire installed along the pipe alignment. The tracer wire to be used shall be a solid, 10 gauge, high strength, copper clad steel wire with a polyethylene jacket of appropriate color manufactured by Copperhead Industries or Manatee County approved equal.

END OF SECTION

SECTION 02618 PIPELINE CLEANING

PART 1 GENERAL

1.01 SCOPE OF WORK

- A. The Contractor shall furnish all labor, materials, equipment and incidentals required to clean all new lines 4" and larger, and existing pipelines as specified in this specification and as indicated on the Drawings.
- B. This work shall include the furnishing and installation of all pig launching and retrieval devices and the appropriate pigs for the cleaning procedure, and all necessary excavations, shutdowns, fittings and valves required.

1.02 RELATED WORK

- A. The contractor is responsible for all necessary supply water.
- B. The contractor is responsible for all necessary bypass pumping.
- C. The contractor is responsible for the proper disposal of any materials removed from the pipe lines as a result of the cleaning procedure.

1.03 SUBMITTALS

- A. The Contractor shall submit prior to construction, a cleaning plan, Shop Drawings, and layout diagram for approval to the County.
- B. The Contractor shall submit to the County a list of materials to be furnished, and the names of suppliers.

1.04 QUALIFICATIONS

- A. The Contractor performing this work shall be fully qualified, experienced and equipped to complete this work expeditiously and in a satisfactory manner.
- B. The Contractor shall also be capable of providing crews as needed to complete this work without undue delay.
- C. The County reserves the right to approve or disapprove the Contractor, based on the submitted qualifications.

PART 2 PRODUCTS

2.01 GENERAL

- A. The contractor shall be responsible for furnishing pigs in sufficient numbers and sizes, of appropriate densities, coatings and configurations to properly clean the piping systems.
- B. All pigs used for the cleaning of sewer or reclaimed water lines shall not be used in the cleaning of potable water lines.

2.02 MATERIALS

- A. The pig launching and retrieval equipment shall be of the latest design and construction and shall include the means to maintain constant monitoring of the in-line flows and pressures of the system being cleaned and the constant location of the cleaning pigs in the system. Launching and retrieval systems shall be fabricated, designed and manufactured according to ANSI standards and capable of withstanding working pressures of 150 psi. Launching and receiving devices shall be sized one diameter larger than the system to which it will be attached with a minimum length of 2.5 times the diameter.
- B. The contractor shall have available for immediate use an electronic pig detector for use in the system being cleaned to provide a means of tracking the passage of the pig in the system to locate areas of potential or suspected blockage and other disparities in the system.
- C. The pig shall be constructed of elastomer polyurethane with an open cell construction and a density equal to or suitable for use in the piping system being cleaned. Pig configuration shall consist of a parabolic nose with a concave base and coated with a resilient surface material that will maintain a peripheral seal and will effectively clean the piping system without over abrading the interior pipe wall. Pig characteristics shall include the ability to navigate through 90 degree bends, 180 degree turns, bi-directional fittings, full port valves, reduce its cross sectional area and return to its original design configuration and be propelled by hydraulic pressure.

PART 3 EXECUTION

3.01 PIPELINE CLEANING

- A. The cleaning of the pipe line shall be done by the controlled and pressurized passage of a polyurethane pig of varying dimensions, coatings and densities as determined by the County through the piping system.
- B. A series of pigs shall be entered into the system at a point as near to the beginning as is logistically and mechanically feasible.
- C. A launching assembly shall be used as the entrance point for the pig. This assembly shall allow for the following:
 - 1. The entering of pigs into the system by providing the means to induce flow from an external source, independent of the flows and pressures immediately available from the system, on the back of the pig to develop sufficient pressure to force the pig through the system.
 - 2. A means to control and regulate the flow.
 - 3. A means to monitor the flows and pressures.
 - 4. A means to connect and disconnect from the system without any disruption to the operation of the system.
- D. The pig shall be removed or discharged from the system at a point as near to the end as is logistically and mechanically feasible.
- E. The contractor shall be responsible for the retrieval of the pig at the discharge point. This may include setting a trap that will not disrupt normal flow and operations but will capture the pig and any debris. A retrieval assembly may also be used but said assembly shall be

able to connect and disconnect from the system without any disruption to the operation of the system.

- F. Alternative launching and retrieval methods shall be done with the prior approval of the County.
- G. Any pig that cannot progress through the piping system shall be located by the contractor and removed by excavation of the pipe in order to remove the blockage. All pipe repairs shall be the responsibility of the contractor and shall be performed with as little disruption to the system as possible.
- H. Any increase in pressure that cannot be accounted for, i.e. fittings or valves or additional cleaning runs, shall be investigated, per the Engineers' approval, by locating the pig at the beginning of the increased pressure and excavating to determine the cause of the pressure increase. All pipe repairs shall be the responsibility of the contractor and shall be performed with as little disruption to the system as possible.
- I. Final flushing of the cleansed lines shall be performed after the last successful run of the pig as determined by the County. The contractor shall be responsible for all applicable flushing and disinfection requirements for potable water lines.

3.02 ACCEPTANCE

- A. The contractor shall maintain and provide a report at the end of the cleaning procedure containing the following:
 - 1. The pressures in the pipe during the pigging procedure.
 - 2. Any inline problems encountered during the procedure including all excavations with detailed locations, reason for the excavation and any corrective measures taken to the pipeline.
 - 3. A record of the pigs used, their sizes, styles and other pertinent information regarding what materials were used during the cleaning.
 - 4. An analysis of the condition of the pipeline before and after the cleaning procedure.

END OF SECTION

SECTION 02619 HORIZONTAL DIRECTIONAL DRILLING

PART 1 GENERAL

1.01 SCOPE

The Contractor shall furnish all labor, materials, equipment and incidentals required to install all pipe, fittings and appurtenances as shown on the Drawings and specified in the Contract Documents by Horizontal Directional Drilling (HDD).

1.02 GENERAL

- A. All existing structures, water and sewer lines, storm drains, utilities, driveways, sidewalks, signs, mail boxes, fences, trees, landscaping, and any other improvement or facility in the construction area that the Contractor disturbs for his own construction purposes shall be replaced to original condition at no additional cost to the County.
- B. For "Navigable Waters of the U.S." reference 33 of the Code of Federal Regulations, Part 329.
- C. For "Waters of the U.S." reference 33 of the Code of Federal Regulations, Part 323.
- D. For "Waters of the State" reference Section 62-301 of the Florida Administrative Code.

1.03 TESTING

- A. In place soil compaction tests shall be performed by a qualified testing laboratory.
- B. Compaction tests shall be taken at every excavation, except in the road crossings or road shoulders; tests are to be taken according to current FDOT Standards.
- C. All pipe shall be tested in accordance with the appropriate material specifications.
- D. Reference Standards: American Society for Testing and Materials (ASTM), D1557, Moisture-Density Relations of Soils Using 10-lb. Rammer and 18-in. Drop.
- E. The density of soil in place shall be a minimum of 95 percent in accordance with ASTM test 1557-70T, Method A or C.

1.04 QUALIFICATIONS

- A. Pipe Manufacture: All pipe and fittings shall be furnished by a single manufacturer who is fully experienced, reputable and qualified in the manufacture of the items to be furnished.
- B. Drilling Supervisor: The Contractor shall provide a competent boring specialist who shall remain on the project site during the entirety of the directional boring operation. This includes, but is not limited to, drilling fluid preparation, seaming, boring and pulling. The boring specialist shall have a minimum of five years experience in supervising directional bores of similar nature, diameter, materials and lengths.
- C. Pipe Fusion: All boring and fusing equipment shall be certified for operation. The Contractor responsible for thermal butt fusing pipe and fittings shall have manufacturer certification for performing such work or a minimum of five years experience performing

this type of work. If no certification is available, written documentation of the required work experience shall be submitted for approval.

- D. Drilling Fluid Specialist: The personnel responsible for supervising the supply, mixing, monitoring fluid quality, pumping and re-circulation system proposed for the drilling fluid shall have a written certification issued by the Drilling Fluid manufacturer for performing such work or a minimum of five years experience performing this type of work. If no certification is available, written documentation of the required work experience for the proposed personnel shall be submitted for review and approval.

1.05 SUBMITTALS

- A. Detailed description including specifications and catalog cuts for:
1. Shop drawings and catalog data for all HDD equipment.
 2. The pipe manufacturer's maximum degree of radial bending allowed for the pipe when full and when empty and pullback force recommended setting.
 3. Steering and tracking devices including specific tracer wire.
 4. Drilling fluids; the drilling fluid submittal shall include the ratio of mixture to water, including any additives, based on the Contractor's field observations prior to construction, knowledge and experience with drilling in similar conditions, and any soil data provided in the Contract Documents, which shall be verified by the fluid specialist.
 5. Shop drawings for the breakaway swivel, including the method of setting the swivels' break point and set point to be used.
 6. Pipe assembly procedure, details of support devices, and staging area layout including methods to avoid interference with local streets, driveways, and sidewalks.
 7. Details of pipe fusion procedures and copies of the fusion technician qualification certification or documentation.
 8. Drilling fluid technician qualification certification or documentation
- B. If the Contractor proposes any changes to the pull-back distance or profile shown on the drawings, he may be required to submit a complete design for the proposed pipe including an analysis for pull-back forces, external loads including full hydrostatic pressure if empty, external forces due to borehole collapse, ovalization during pull-back, thermal stress while exposed to Sun-light, shortening after release of pull-back force, and tensile stress during pull-back.
- C. Bore Plan: For all contiguous piping installations over 300 feet in length or any installations for piping larger than 4" in diameter, the Contractor shall submit a Bore Plan that includes the following:
1. Contact information and experience for the drilling fluid specialist.
 2. The number of passes the bore will include to get the product pipe installed.
 3. The pilot bore and all reaming bore sizes including the final pullback with the product pipe.
 4. Drilling rod length in feet.
 5. The pilot bore, pre-ream bores (if any) and pullback production rate in minutes per (drilling) rod to maintain adequate mud flow.
 6. Details of the entry and exit pit locations along with entry and exit angles for the bore, drawn to scale, depicting the position of all required equipment, access

points, existing facilities to remain in place, existing traffic lanes to be maintained in operation, office trailers and storage sites.

7. The method of fusing or joining pipe of adjacent bores to ensure that the joint is on grade with the installed pipe.
- D. Furnish a Bore Path Report to the County within seven days of the completion of each bore path. Data collected by the County Representative does not relieve the Contractor from the responsibility of recording his own data. Include the following in the report:
1. Location of project, project name and number
 2. Name of person collecting data, including title, position and company name
 3. Investigation site location (Contract plans station number or reference to a permanent structure within the project right-of-way)
 4. Driller's Log & identification of the detection method used
 5. Elevations and offset dimensions of installed pipe as referenced to the drawings
 6. Data log of pullback force during product pipe installation
 7. All failed bores. Include length of pipe left in place and explanation of failed installation.

PART 2 PRODUCTS

2.01 MATERIALS

- A. Incidental materials that may or may not be used to install the product depending on field requirements are not paid for separately and will be included in the cost of the installed product.
- B. Drilling Fluids shall use a mixture of bentonite clay or other approved stabilizing agent mixed with potable water with a pH of 8.5 to 10.0 to create the drilling fluid for lubrication and soil stabilization. Vary the fluid viscosity to best fit the soil conditions encountered. Contractor shall have appropriate additives for drilling fluid available for different soil conditions that may be encountered. Do not use any other chemicals or polymer surfactants in the drilling fluid without written consent from the County. Certify to the County in writing that any chemicals to be added are environmentally safe and not harmful or corrosive to the product pipe.
- C. For drilling operations that will be below waters of the State of Florida, only bentonite free drilling fluids shall be used. Acceptable products are BioMax, manufactured by M-I Swaco, Inc., P.O. Box 2216, Laurel, Mississippi 39440, Phone: (800) 731-7331 or Bio-Bore, manufactured by Baroid Drilling Fluids, Inc., P.O. Box 1675, Houston, Texas 77251, Phone: (731) 987-5900 or approved equal.
- D. Identify the source of water for mixing the drilling fluid. Approvals and permits are required for obtaining water from such sources as streams, rivers, ponds or fire hydrants. Any water source used other than potable water may require a pH test.
- E. The tracer wire to be used for all directional drills shall be a solid, 10 gauge, high strength, copper clad steel wire with a polyethylene jacket of appropriate color manufactured by Copperhead Industries or Manatee County approved equal.
- F. Breakaway connectors shall be supplied by DCD Design & Manufacturing, Condux International, Inc. or approved equal.

PART 3 EXECUTION

3.01 SITE CONDITIONS

- A. Carry out excavation for entry, exit, recovery pits, slurry sump pits, or any other excavation as specified in the Contract documents. Sump pits are required to contain drilling fluids if vacuum devices are not operated throughout the drilling operation, unless approved by the County.
- B. Within 48 hours of completing installation of the boring product, clean the work site of all excess slurry or spoils. Take responsibility for the removal and final disposition of excess slurry or spoils. Ensure that the work site is restored to pre-construction conditions or as identified on the plans.
- C. Exposure of product pipe to sunlight shall be limited to 14 consecutive days unless approved by the County.
- A. The pipe shall be supported at intervals along its length with rollers or Teflon pads to minimize frictional forces when being pulled, and to hold the pipe above the ground. Surface cuts or scratches greater than or equal to the maximum defect depth in 3.08 E are not acceptable.

3.02 DAMAGE RESTORATION & REMEDIATION

- A. The Contractor shall take responsibility for restoration for any damage caused by heaving, settlement, separation of pavement, escaping drilling fluid (frac-out), or the directional drilling operation, at no cost to the County.
- B. When required by the County, provide detailed plans which show how damage to any roadway facility will be remedied. These details will become part of the Record Drawings Package. Remediation Plans must follow the same guidelines for development and presentation of the Record Drawings. When remediation plans are required, they must be approved by the County before any work proceeds.
- C. For HDD operations that will be below waters of the State of Florida, the contractor shall be responsible for any damage caused by the drilling operation, including, but not limited to, fracturing of the channel bottom. Any State or Federal required environmental cleanup due to the release of drilling fluids into State waters shall be at the Contractor's expense. The Contractor may at his own expense increase the depth of his drilling operations upon the approval from the County.

3.03 QUALIFICATIONS FOR REJECTION OF DIRECTIONAL BORE

- A. The County may reject any portion of the work that is deemed to be non-responsive to the Contract requirements or not in conformance with approved plans and submittals, and for other factors including the following:
 - 1. Failed Bore: When there is any indication that the installed product has sustained damage, stop all work, notify the County and investigate damage. The County may require a pressure and / or mandrel test at no additional cost to the County and shall have a County representative present during the test. Perform all testing within 24 hours unless otherwise approved by the County. Furnish a copy of the test results and all bore logs to the County for review and approval. The County is

allowed up to 5 working days to approve or determine if the product installation is not in compliance with the specifications.

2. Obstructions: If an obstruction is encountered during boring which prevents completion of the installation in accordance with the design location and specification, the pipe may be taken out of service and left in place at the discretion of the County.
 3. Pull-back Failure: If the installed breakaway device should fail during pull back.
 4. Loss of Drilling Fluids: If the drilling fluid is "lost" during the pull back of the product and can not be regained within the required timeframe of the manufacturer or if more than a reasonable amount of fluid is used to fill an unknown void and flow can not be regained. No pipe shall be pulled without visible flow of drilling fluid.
 5. Test Failure: If the pipe shall fail a hydraulic pressure test as specified by the County.
 6. Damaged Pipe: If at any time when the product is pulled back and any exposed areas have a greater than allowable "gouging" or visible marring of the pipe per the table in 3.08 E.
 7. Alignment Tolerance Exceeded: If the vertical and horizontal limits are not within tolerances.
 8. Defective Material: Any other defect in material or workmanship which would affect the quality, performance, or installation life of the installed pipeline.
- B. Remediation: All rejected bores shall be at the Contractors expense to correct and provide a satisfactory installed product. The Contractor shall submit to the County a revised installation plan and procedure for approval before resuming work. The County may require non-compliant installations to be filled with excavatable flowable fill or to be completely removed at no additional cost to the County.

3.04 PRODUCT LOCATING AND TRACKING

- A. The County recognizes walkover, wire line, and wire line with surface grid verification, or any other system as approved by the County, as the accepted methods of tracking directional bores. Use a locating and tracking system capable of ensuring that the proposed installation is installed as intended. The locating and tracking system must provide information on:
1. Clock and pitch information
 2. Depth
 3. Transmitter temperature
 4. Battery status
 5. Position (x,y)
 6. Azimuth, where direct overhead readings (walkover) are not possible (i.e. sub aqueous)
- B. Ensure proper calibration of all equipment before commencing directional drilling operation.
- C. Prepare the Driller's Log. Take and record alignment readings or plot points such that elevations on top of and offset dimensions from the center of the product to a permanent fixed feature are provided. Such permanent fixed feature must have prior approval of the County. Provide elevations and dimensions at all bore alignment corrections (vertical and horizontal) with a minimum distance between points of 10 feet. Provide a sufficient number of elevations and offset distances to accurately plot the vertical and horizontal alignment of the installed product.

D. Installation Location Tolerances: The location of the initial bored hole shall be deemed acceptable by the County if the deviations of the bore from the design alignment or approved adjustments do not exceed the following tolerances:

1. Profile:
 - a. 2.0 feet within a length of 100 feet
 - b. No reverse curvature within 200 feet
 - c. Total deviation not to exceed 5 feet
2. Alignment:
 - a. 3.0 feet within a length of 200 feet
 - b. No reverse curvature
 - c. Total deviation not to exceed 7.0 feet

3.05 PRODUCT BORE HOLE DIAMETER

Minimize potential damage from soil displacement/settlement by limiting the ratio of the bore hole to the product size. The size of the back reamer bit or pilot bit, if no back reaming is required, will be limited relative to the product diameter to be installed as follows:

Maximum Pilot or Back-Reamer Bit Diameter When Rotated 360 Degrees	
Nominal Inside Pipe Diameter Inches	Bit Diameter Inches
2	4
3	6
4	8
6	10
8	12
10	16
12 and greater	Maximum Product OD plus 6

3.06 EQUIPMENT REQUIREMENTS

- A. The HDD equipment selected by the Contractor shall be capable of drilling, steering, tracking, reaming and installing the pipeline through all the subsurface conditions that may be present at the site.
- B. Match equipment to the size of pipe being installed. Obtain the County's approval for installations differing from the above chart. Ensure that the drill rod can meet the bend radius required for the proposed installation.
- C. All HDD equipment shall have a data logger to record pull back force during all pipe installations.
- D. All HDD equipment that has the capability to exceed the maximum recommended pulling force shall have a breakaway swivel properly attached to the product pipe that will release if the pullback force exceeds the pipe manufacturers recommended pulling force.

3.07 THRUST / PULLBACK REQUIREMENTS

The Contractor shall provide as part of the required working drawings submittal complete

data regarding the operational and maximum thrust or pulling forces to be used for the initial drill head and back-reamer installations, and the final pull-back of the pipe. Gages or other measurement tools shall be used to monitor the forces being used.

3.08 INSTALLATION PROCESS

- A. Ensure adequate removal of soil cuttings and stability of the bore hole by monitoring the drilling fluids such as the pumping rate, pressures, viscosity and density during the pilot bore, back reaming and pipe installation. Relief holes can be used as necessary to relieve excess pressure down hole. Obtain the County's approval of the location and all conditions necessary to construct relief holes to ensure the proper disposition of drilling fluids is maintained and unnecessary inconvenience is minimized to other facility users.
- B. The Contractor shall determine the pull-back rate in order to allow the removal of soil cuttings without building excess down-hole pressure and to avoid local heaving, or spills. Contain excess drilling fluids at entry and exit points until they are recycled and separated from excavated materials, or removed from the site or vacuumed during drilling operations. Ensure that entry and exit pits and storage tanks are of sufficient size to contain the expected return of drilling fluids and soil cuttings. The bored hole shall always be maintained full of drilling fluids for support of surfaces, and the fluid re-circulation equipment shall operate continuously until the pipe installation is completed and accepted by the County.
- C. Ensure that all drilling fluids are disposed of or recycled in a manner acceptable to the appropriate local, state, or federal regulatory agencies. When drilling in suspected contaminated ground, test the drilling fluid for contamination and appropriately dispose of it. Remove any excess material upon completion of the bore. If in the drilling process it becomes evident that the soil is contaminated, contact the County immediately. Do not continue drilling without the County's approval.
- D. The timing of all boring processes is critical. Install a product into a bore hole within the same day that the pre-bore is completed to ensure necessary support exists. Once pullback operations have commenced, the operation shall continue without interruption until the pipe is completely pulled into the borehole.
- B. All prepared pipe that is being used for installation shall be adequately supported off the ground along the entire length to avoid damaging of the material during pullback due to ground surface conditions. Surface cuts or scratches greater than or equal to the maximum defect depth are not acceptable.

Pipe Size	Max. Defect Depth
In.	In.
4	1/16
6	1/11
8	5/32
10	3/16
12	1/4
> 12	Per Pipe Manufacturer's Recommendations

- F. The drilling fluid specialist shall remain on the project site during the entirety of the directional boring operation to ensure proper mixture and production of drilling fluids needed for the bore.

- G. Upon successful completion of the pilot hole, the borehole shall be reamed to a minimum of 25 percent greater than the outside diameter of the pipe being installed.
- H. For bores with more than two radii of curvature (entrance and exit), the borehole should be reamed up to 50 percent larger than the outside diameter of the carrier pipe. Prereaming may be necessary dependent on size of material to be pulled.
- I. Additional passes for prereaming may be required for larger pipe. Incremental increases shall be used as needed until appropriate bore hole size has been achieved.
- J. Prereaming must be accomplished with no product attached to the reamer head on all bore pipe 6" and larger. The bore product maybe pulled back on final pass of prereaming upon prior approval from the County.
- K. After reaming the borehole to the required diameter, the pipe shall be pulled through the hole. In front of the pipe shall be a breakaway swivel and barrel reamer to compact the borehole walls.
- L. The Contractor shall not attempt to ream at a rate greater than the drilling equipment and drilling fluid system are designed to safely handle.
- M. Install all piping such that their location can be readily determined by electronic designation after installation. For non-conductive installations, externally attach two (2) tracer wires; see Section 2.01 - Materials, Part I. above, to the product pipe.

Connect any break in the conductor line before construction with an electrical clamp, or solder, and coat the connection with a rubber or plastic insulator to maintain the integrity of the connection from corrosion. Clamp connections must be made of brass or copper and of the butt end type with wires secured by compression. Soldered connections must be made by tight spiral winding of each wire around the other with a finished length minimum of 3 inches overlap. Tracking conductors must extend 2 feet beyond bore termini. Test conductors for continuity. Each conductor that passes must be identified as such by removing the last 6 inches of the sheath. No deductions are allowed for failed tracking conductors. Upon completion of the directional bore, the Contractor shall demonstrate to the County that the wire is continuous and unbroken through the entire run of the pipe by providing full signal conductivity (including splices) when energizing for the entire run in the presence of the County Representative. If the wire is broken, the Contractor shall repair or replace it at no additional cost to the County.

END OF SECTION

SECTION 02620 POLYETHYLENE (PE) PRESSURE PIPE

PART 1 GENERAL

1.01 SCOPE OF WORK

- A. The Contractor shall furnish all labor, materials, equipment and incidentals required to install polyethylene pressure pipe, fittings and appurtenances as shown on the Drawings and specified in the Contract Documents and these Standards.
- B. Newly installed pipe shall be kept clean and free of all foreign matter & gouges.
- C. All pipe shall be correctly color coded / identified.

1.02 QUALIFICATIONS

All polyethylene pipe, fittings and appurtenances shall be furnished by a single manufacturer who is fully experienced, reputable and qualified in the manufacture of the items to be furnished.

1.03 SUBMITTALS

- A. The Contractor shall submit to the County, within ten days after receipt of Notice to Proceed, a list of materials to be furnished, the names of the suppliers and the appropriate shop drawings for all polyethylene pipe and fittings.
- B. The Contractor shall submit the pipe manufacturer's certification of compliance with the applicable sections of the Specifications.
- C. The Contractor shall submit shop drawings showing installation method and the proposed method and specialized equipment to be used.

PART 2 PRODUCTS

2.01 POLYETHYLENE PRESSURE PIPE

- A. Polyethylene pipe 4" diameter and larger shall be high-density PE 3408 polyethylene resin per ASTM D 3350, Cell Classification 345464C, Class 160, DR 11, CPChem DriscoPlex 4000, 4300 or 4500 or an approved equal, meeting the requirements of AWWA C906. All pipe materials used in potable water systems shall comply with NSF Standard 61. Outside diameters of water, reclaimed water and pressure sewer HDPE pipes shall be ductile iron size (DIPS).
- B. Polyethylene pipe and tubing 3" diameter and smaller shall be pressure Class 200, DR 9 "Driscopipe 5100", Endo Pure by Endot, or equal, meeting the requirements of AWWA C901 (latest revision) and the following ASTM requirements:

Material Designation PPI/ASTM PE 3408
Material Classification ASTM D-1248 III C5 P34
Cell Classification ASTM D-3350

2.02 JOINTS

- A. Where PE pipe is joined to PE pipe, it shall be by thermal butt fusion. Thermal fusion shall be accomplished in accordance with the written instructions of the pipe manufacturer and fusion equipment supplier. The installer of the thermal butt fused PE pipe shall have received training in heat fusion pipe joining methods and shall have had experience in performing this type of work.
- B. Where thermal butt fusion cannot be used, or when specifically called for on the plans, electro-fused couplings may be used. Fusion shall be in accordance with the written instructions of the fitting manufacturer.
- C. Flanged joints, mechanical joints, tapping saddles, and molded fittings shall be in accordance with AWWA C901, C906 or C909, ASTM D3350 and D3140, as applicable. Fusion and mechanical connections are allowed, chemical (solvents, epoxies, etc.) are not allowed.

2.03 DETECTION

- A. Direct buried HDPE pipe shall have 3" detectable metallic tape of the proper color placed directly above the pipe and 12" below finished grade or 6" detectable tape between 12" and 24" below finished grade.
- B. Direct buried or horizontal directional drilled HDPE pipe shall also have tracer wire installed along the pipe alignment. The tracer wire to be used shall be a solid, 10 gauge, high strength, copper clad steel wire with a polyethylene jacket of appropriate color manufactured by Copperhead Industries or Manatee County approved equal.

2.04 IDENTIFICATION

- A. Pipe shall bear identification markings in accordance with AWWA C906.
- B. Pipe shall be color coded blue for water, purple (Pantone 522 C) for reclaimed water or green for pressure sewer using a solid pipe color or embedded colored stripes. Where stripes are used, there shall be a minimum of three stripes equally spaced.

PART 3 EXECUTION

3.01 INSTALLING POLYETHYLENE PRESSURE PIPE AND FITTINGS

All polyethylene pressure pipe shall be installed by direct bury, directional bore, or a method approved by the County prior to construction. If directional bore is used, or if directed by the County, the entire area of construction shall be surrounded by silt barriers during construction.

3.02 INSPECTION AND TESTING

All pipelines shall remain undisturbed for 24 hours to develop complete strength at all joints. All pipelines shall be subjected to a hydrostatic pressure and leak test per section 02617.

END OF SECTION

SECTION 02622 POLYVINYL CHLORIDE (PVC) PIPE AND FITTINGS (AWWA SPECIFICATIONS C-900 & C-905)

PART 1 GENERAL

1.01 SCOPE OF WORK

The Contractor shall furnish all labor, materials, equipment and incidentals required to install the plastic piping, fittings and appurtenances complete and ready for use as specified in the Contract Documents and these Standards.

1.02 DESCRIPTION OF SYSTEM

The Contractor shall install the piping in the locations as shown on the Drawings.

1.03 QUALIFICATIONS

All plastic pipe, fittings and appurtenances shall be furnished by a single manufacturer who is fully experienced, reputable, qualified and specializes in the manufacture of the items to be furnished. The pipe and fittings shall be designed, constructed and installed in accordance with the best practices and methods and shall comply with these Specifications.

1.04 SUBMITTALS

- A. The Contractor shall submit shop drawings to the County including, but not limited to, dimensions and technical specifications for all piping.
- B. The Contractor shall submit to the County, samples of all materials specified herein.
- C. The Contractor shall submit and shall comply with pipe manufacturer's recommendation for handling, storing and installing pipe and fittings.
- D. The Contractor shall submit pipe manufacturer's certification of compliance with these Specifications.

1.05 TOOLS

The Contractor shall supply special tools, solvents, lubricants, and caulking compounds required for proper installation.

PART 2 PRODUCTS

2.01 MATERIALS

- A. Pressure Class-Rated Polyvinyl Chloride (PVC) Pipe
 - 1. Pressure class-rated PVC pipe and accessories four to twelve inches (4"-12") in diameter, shall meet the requirements of AWWA Specification C-900 "Polyvinyl Chloride (PVC) Pressure Pipe". Pipe shall be Class 150, meeting requirements of Dimension Ratio (DR) 18 and shall have the dimension of ductile iron outside diameters. Each length of pipe shall be hydrotested to four (4) times its class pressure by the manufacturer in accordance with AWWA C-900.

2. PVC pipe 14" through 36" shall meet the requirements of AWWA Standard C-905, Polyvinyl Chloride (PVC) Water Transmission Pipe. Pipe 14" thru 24" for potable and reclaim water shall meet the requirements for dimension ratio (DR) 18. Each length of pipe shall be tested at twice the pressure rating (PR 235 psi) for a minimum dwell of 5 seconds in accordance with AWWA C-905. Fourteen inch (14") thru 36" PVC pipe for sewer force mains shall meet AWWA C-905 requirements for dimension ratio (DR) 21. Each length of pipe shall be tested at twice the pressure rating (PR 200 psi) for a minimum dwell of five seconds in accordance with AWWA C-905.

Pipe shall be listed by Underwriters Laboratories. Provisions shall be made for expansion and contraction at each joint with an elastomeric ring, and shall have an integral thickened bell as part of each joint. PVC Class pipe shall be installed as recommended by the manufacturer. Pipe shall be furnished in nominal lengths of approximately 20 feet, unless otherwise directed by the County. Pipe and accessories shall bear the NSF mark indicating pipe size, manufacturer's names, AWWA and/or ASTM Specification number, working pressure, and production code.

3. Gaskets for 16" diameter and larger pipe used for potable water pipe shall be EPDM (Ethylene-Propylene Dine Monomer).
4. PVC pipe 3" and less in diameter may be constructed using pipe conforming to ASTM D2241 with push-on joints. Pipe shall be 200 psi pipe-SDR 21 unless otherwise specified by the County. This PVC pipe shall not be used for working pressures greater than 125 psi.
5. Pipe shall be blue for potable water mains, green for sewage force mains and purple for reclaimed water mains. All potable water pipe shall be NSF certified and copies of lab certification shall be submitted to the County.
6. Where colored pipe is unavailable, white PVC color coded spiral wrapped pipe shall be installed.

B. Joints

1. The PVC joints for pipe shall be of the push-on type unless otherwise directed by the County so that the pipe and fittings may be connected on the job without the use of solvent cement or any special equipment. The push-on joint shall be a single resilient gasket joint designed to be assembled by the positioning of a continuous, molded resilient ring gasket in an annular recess in the pipe or fitting socket and the forcing of the plain end of the entering pipe into the socket, thereby compressing the gasket radially to the pipe to form a positive seal. The gasket and annular recess shall be designed and shaped so that the gasket is locked in place against displacement as the joint is assembled.

The resilient ring joint shall be designed for thermal expansion or contraction with a total temperature change of at least 75 degrees F in each joint per length of pipe. The bell shall consist of an integral wall section with a solid cross section elastomeric ring which shall meet requirements of ASTM F-477. The thickened bell section shall be designed to be at least as strong as the pipe wall. Lubricant furnished for lubricating joints shall be nontoxic, shall not support the growth of bacteria, shall have no deteriorating effects on the gasket or pipe material, and

shall not impart color, taste, or odor to the water. Gaskets shall be suitable for use with potable water, reclaimed water or sanitary sewer as applicable.

2. Restrained joints shall be provided at all horizontal and vertical bends and fittings, at casings under roads and railroads and at other locations shown on the Contract Drawings. PVC joints for pipe shall be restrained by the following methods: thrust blocks, restraining glands such as Certa-Lok Restraining Joint Municipal Water Pipe by the Certain Teed Corporation of Valley Forge, PA, or approved equal. All Grip, Star Grip by Star Products, MJR by Tyler Pipe, Tyler, Texas. Restrained joint PVC pipe shall be installed in strict accordance with the manufacturer's recommendation.

C. Fittings

1. All fittings for class-rated PVC pipe shall be ductile iron with mechanical joints and shall conform to the specifications for ductile iron fittings, unless otherwise directed. Class 200, C-900 PVC fittings are allowable for sewage force main applications up to and including 12" diameter only. DR ratio shall be the same as the pipe.
2. The manufacturer of the pipe shall supply all polyvinyl chloride accessories as well as any adapters and/or specials required to perform the work as shown on the Drawings and specified herein. Standard double bell couplings will not be accepted where the pipe will slip completely through the coupling.

PART 3 EXECUTION

3.01 INSTALLATION

The Contractor shall install the plastic pipe in strict accordance with the manufacturer's technical data and printed instructions. Direct bury pipe shall have 3" detectable metallic tape of the proper color placed directly above the pipe 12" below finished grade or 6" detectable tape between 12" and 24" below grade.

3.02 INSPECTION AND TESTING

All pipe lines shall remain undisturbed for 24 hours to develop complete strength at all joints. All pipe lines shall be subjected to a hydrostatic pressure test for two (2) hours at full working pressure, but not less than 180 psi for water/reclaimed (150 psi for force main). All visible leaks shall be repaired and retested for approval by the County. Prior to testing, the pipe lines shall be supported in a manner approved by the County to prevent movement during tests.

END OF SECTION

SECTION 02623 POLYVINYL CHLORIDE (PVC) PIPE (GRAVITY SEWER)

PART 1 GENERAL

1.01 SCOPE OF WORK

- A. The Contractor shall furnish all labor, equipment, materials, pipe and incidentals and shall construct gravity sewers, complete, as shown on the drawings and as herein specified.
- B. The work shall include furnishing, laying and testing gravity sewer pipe.

1.02 SUBMITTALS DURING CONSTRUCTION

- A. The Contractor shall submit prior to construction, Shop Drawings, Working Drawings and Samples for approval to the County.
- B. The Contractor shall submit to the County not less than fourteen (14) calendar days after the date of the Notice to Proceed, a list of materials to be furnished, the names of suppliers and an expected schedule of delivery of materials to the site.
- C. The Contractor shall furnish in duplicate to the County sworn certificates that all tests and inspections required by the Specifications under which the pipe is manufactured have been satisfied.
- D. The pipe manufacturer shall inspect all pipe joints for out-of-roundness and pipe ends for squareness. The Contractor shall furnish to the County, a manufacturer's Notarized Affidavit stating all pipe meets the requirements of ASTM, ASCE, ANSI, the Contract Documents, as well as all applicable standards regarding the joint design with respect to square ends and out-of-round joint surfaces.

1.03 INSPECTION AND TESTS

- A. All pipe and accessories installed under this Contract shall be inspected and tested as required by the Standard Specifications to which the material is manufactured. The pipe shall be tested at the place of manufacture or taken to an independent laboratory by the manufacturer.
- B. Each length of pipe shall be subject to inspection and approval at the factory, point of delivery and site of work. Sample of pipe to be tested shall be selected at random by the County or the testing laboratory and shall be delivered by the Contractor to the testing laboratory approved by the County.
- C. When the specimens tested conform to applicable standards, all pipe represented by such specimens shall be considered acceptable based on the test parameters measured. Copies of test reports shall be submitted to the County prior to the pipe installation. Acceptable pipe shall be stamped with an appropriate monogram under the supervision of the testing laboratory.
- D. All pipe test specimens failing to meet the applicable standards shall be rejected. The Contractor may provide two additional test specimens from the same shipment or delivery for each failed specimen. The pipe shall be acceptable if both of these additional specimens meet the requirements of the applicable standards.

- E. Pipe which has been deemed unacceptable by the County shall be removed from the work site by the Contractor and shall be replaced with acceptable pipe.

PART 2 MATERIALS

2.01 GENERAL

- A. The sizes of gravity sewer pipe shall be shown on the Drawings.
- B. Each length of pipe shall bear the name or trademark of the manufacturer, the location of the manufacturing plant and the class or strength classification of the pipe. The markings shall be plainly visible on the pipe barrel.

2.02 POLYVINYL CHLORIDE (PVC) GRAVITY SEWER PIPE

- A. PVC pipe, sizes 6" through 12", for use in non-pressure gravity sewer mains and laterals shall have an SDR of 26 and conform to ASTM D-3034. PVC pipe shall be made of PVC plastic, homogenous throughout and free from visible cracks, holes, foreign inclusions or other injurious defects. The pipe shall be uniform in color, density and other physical properties.
- B. PVC pipe sizes over 12" shall be approved by Manatee County.
- C. All pipe shall be in compliance with the above standard and be clearly marked as follows at intervals of 5 feet or less:
 - 1. Manufacturer's name or trademark.
 - 2. Nominal pipe size.
 - 3. PVC cell classification (eg. 12454-B).
 - 4. The legend "Type PSM SDR-26 PVC Sewer Pipe" and the designation ASTM D-3034.
- D. In addition to the above mentioned requirements, all PVC sanitary sewer pipe shall be color coded green to conform with Manatee County Standards.
- E. PVC sewer fittings shall conform to the requirements of ASTM D-3034 and shall have an SDR of 26. Six inch PVC fittings for sewer laterals shall be SDR 26. Fittings shall be molded in one piece with elastomeric joints and minimum socket depths as measured in accordance with ASTM D-3034. Fittings not currently available in molded form may be fabricated in accordance with ASTM D-3034 with manufacturer's standard pipe bells and gaskets. Gasket shall have a minimum cross sectional area of 0.20 sq. in. and conform to ASTM F-477 specification.

2.03 JOINTING PVC PIPE

- A. The PVC joints shall be of the push-on type so that the pipe and fittings may be connected on the job without the use of solvent cement or any special equipment. The push-on joint shall be a single rubber gasket conforming to ASTM F-477, designed to be assembled by the positioning of a continuous molded rubber ring gasket in an annular recess in the pipe of fitting socket and the forcing of the plain end of the entering pipe into the socket, thereby compressing the gasket radially to the pipe to form a positive seal. The gasket and annular recess shall be designed and shaped so that the gasket is locked in place against displacement as the joint is assembled. The rubber ring joint shall be designed for

thermal expansion or contraction with a total temperature change of at least 75 degrees F in each joint per length of pipe. The bell shall consist of an integral wall section with a solid cross-section elastomeric ring which shall meet requirements of ASTM F-477. The thickened bell section shall be designed to be at least as strong as the pipe wall. Lubricant furnished for lubricating joints shall be nontoxic, shall not support the growth of bacteria, and shall have no deteriorating effects on the gasket or pipe material.

- B. Wyes and riser fittings shall be gasketed connections. If female adapters SDR 26 or 35 are unavailable, solvent welds shall be acceptable upon approval by the County.
- C. Rubber doughnuts are not to be used.

2.04 JOINTS FOR DISSIMILAR PIPE

Joints between pipe of different materials shall be made using mechanical joint connections. Metal piping shall not be threaded into plastic fittings, valves, or couplings, nor shall plastic piping be threaded into metal valves, fittings, or couplings.

2.05 PIPE BEDDING AND PIPE COVER MATERIALS

- A. Pipe bedding and cover material shall be as specified in the Contract Documents.
- B. Pipe bedding and cover material for polyethylene coated ductile iron pipe fittings shall be well graded sand.

PART 3 EXECUTION

3.01 PIPE DISTRIBUTION

The Contractor shall not distribute material on the job faster than it can be used to good advantage. He shall unload pipe which cannot be physically lifted by workers from the trucks, by a forklift, or other approved means. He shall not drop pipe of any size from the bed of the truck to the ground. He shall not distribute more than one weeks supply of material in advance of laying, unless otherwise approved by the County.

3.02 PIPE PREPARATION AND HANDLING

- A. The Contractor shall inspect all pipe and fittings prior to lowering them into trench. Cracked, broken, or otherwise defective materials are not acceptable and shall not be used. The Contractor shall clean the ends of the pipe thoroughly. He shall remove foreign matter and dirt from inside of pipe and keep the pipe clean during and after laying.
- B. The Contractor shall use proper implements, tools and facilities for the safe and proper protection of the work. He shall lower the pipe into the trench in a manner to avoid any physical damage to the pipe, remove all damaged pipe from the job site and under no circumstances shall the pipe be dropped or dumped into trenches.

3.03 LINE AND GRADE

- A. The Contractor shall not deviate more than 1/2-inch for line and 1/4-inch for grade from the line design and design grade established by the County provided that such variation does not result in a level or a reverse sloping invert. He shall measure the grade at the pipe invert and not at the top of the pipe. The Contractor shall furnish, set and control the

line and grade by laser beam method. Other methods of controlling line and grade may be submitted to the County for approval if using the laser beam method proves to be impractical because of other conditions.

- B. The Contractor shall use the laser beam method of maintaining line and grade. The Contractor shall submit evidence to the County that a qualified operator shall handle the equipment during the course of construction. A "Caution-Laser Light" placard shall be displayed in a conspicuous place. When "in the pipe" method is used, grade boards shall be installed for the first 50 feet of pipe. The Contractor shall check the line and grade at any additional points at which offset stakes have been placed and when requested by the County. A fan shall be provided to circulate the air if bending of the beam due to air temperature variations becomes apparent with "in the pipe" units. However excessive air velocity shall not be permitted to cause pulsating or vibrating of the beam. If, in the opinion of the County, the beam cannot be accurately controlled, this method of setting line and grade shall be discontinued. When the above ground method is used, the set-up shall be checked with the three grade boards including one set at the upstream manhole. If the laser has a gradient indicator, two boards may be used to check the set-up. The grade board at the up-stream manhole shall be retained to check into as pipe laying progresses.

3.04 PREPARATION OF TRENCH

- A. The Contractor shall provide pipe bedding material under all the pipe for the full trench width. The minimum depth of bedding material below the pipe barrel shall be as follows

Minimum Depth of

<u>Pipe Size</u>	<u>Bedding Under Pipe Barrel</u>
15" & Smaller	4 inches
18" to 36"	6 inches
42" & Large	9 inches

- B. The depth of pipe bedding material under the pipe bell shall not be less than three inches under normal trench conditions.
- C. The Contractor shall hand-grade bedding to proper grade ahead of the pipe laying operation. The bedding shall provide a firm, unyielding support along the entire pipe length.
- D. Should the Contractor excavate the trench below the required depth for pipe bedding material placement without direction from the County, the Contractor shall fill the excess depth with pipe bedding material as specified herein to the proper subgrade.
- E. The Contractor shall excavate bell holes at each joint to permit proper assembly and inspection of the entire joint.

3.05 DEWATERING

The Contractor shall prevent water from entering the trench during excavation and pipe laying operations to properly grade the bottom of the trench and allow for proper compaction of the backfill. Pipe shall not be laid in water.

3.06 LAYING AND JOINTING PIPE AND FITTINGS

- A. The Contractor shall lay pipe upgrade with spigot ends pointing in direction of flow. After a section of pipe has been lowered into the prepared trench, he shall clean the end of the pipe to be joined, the inside of the joint and, if applicable, the rubber ring immediately prior to joining the pipe. The Contractor shall assemble the joint in accordance with the recommendations of the manufacturer of the type of joint used. He shall provide all special tools and appliances required for the jointing assembly.
- B. The Contractor shall lay all pipe uniformly to line and grade so that the finished sewer shall present a uniform bore. Variations from line and grade in excess of the tolerances specified under LINE AND GRADE are not acceptable and the work shall be rejected.
- C. The Contractor shall check the pipe for alignment and grade after the joint has been made. The pipe bedding shall form a continuous and uniform bearing and support for the pipe barrel between joints. Sufficient pressure shall be applied to the joint to assure that the joint is "home" as defined in the standard installation instructions provided by the pipe manufacturer. The Contractor shall place sufficient pipe cover material to secure the pipe from movement prior to installing the next joint to assure proper pipe alignment and joint makeup.
- D. Pipe 21" and smaller intended to be in straight alignment shall be laid so that the inside joint space does not exceed 3/8" in width. If interior joints on 24" and larger pipe laid either in straight alignment or on a curve are greater than 3/8", the Contractor shall thoroughly clean the joint surfaces and fill and seal the entire joint with premixed mortar conforming to ASTM C-387 only after the trench has been backfilled, unless otherwise approved by the County. Trowel smooth on the inside surface. Water shall not be allowed to rise in or around, or pass over any joint before it has substantially set.
- E. When the Contractor lays pipe within a movable trench shield, he shall take all necessary precautions to prevent pipe joints from pulling apart when moving the shield ahead.
- F. The Contractor shall prevent excavated or other foreign material from getting into the pipe during the laying operation. He shall close and lock the open end of the last laid section of pipe to prevent entry of foreign material or creep of the gasketed joints when laying operations cease, at the close of the day's work, or whenever the workers are absent from the job.
- G. The Contractor shall plug or close off the pipes which are stubbed off with temporary plugs.
- H. The Contractor shall take all necessary precautions to prevent the "uplift" or floating of the line prior to the completion of the backfilling operation.
- I. The Contractor shall make connections of non-reinforced pipe to manholes or concrete structures, so that a standard pipe joint is located at a minimum of 18" outside the edge of structure.
- J. When field cutting and/or machining the pipe is necessary, the Contractor shall use only tools and methods recommended by the pipe manufacturer and approved by the County.
- K. Service lateral shall be constructed by the Contractor as shown on the standard sewer details and located approximately as shown on the Contract Drawings.

3.07 LAYING PLASTIC PIPE

- A. Polyvinyl chloride (PVC) pipe shall be installed by the Contractor in accordance with the instructions of the manufacturer, as shown on the Drawings and as called out in the Contract Documents.
- B. The Contractor shall lay the pipe, bedding and backfill to lines and grade shown on the Drawings and called out in the Contract Documents. Blocking under the pipe will not be permitted.
- C. The Contractor shall install a green metallic tape as shown in these Standards below finish grade along the entire pipeline PVC sewer main pipe route.
- D. The Contractor shall use care in the handling, storage and installation of pipe. Storage of pipe on the job site shall be done in accordance with the pipe manufacturer's recommendation.

3.08 BACKFILL IN THE PIPE ZONE

- A. The pipe zone shall be considered to include the full width of the excavated trench from the bottom of the trench to a point above the top outside surface of the barrel of the pipe.
- B. The Contractor shall pay particular attention to the area of the pipe zone from the flow line to the springline of the pipe to insure that firm support is obtained to prevent any lateral movement of the pipe during the final backfilling of the pipe zone.
- C. The Contractor shall take care to insure that the pipe does not rest directly on the bell or pipe joint, but is uniformly supported on the barrel throughout its entire length.
- D. After the pipe is laid by the Contractor to line and grade, he shall place and carefully compact pipe bedding material for the full width of the trench to the springline of the pipe. He shall place the material around the pipe in 6-inch layers and thoroughly hand tamp with approved tamping sticks supplemented by "walking in" and slicing with a shovel to assure that all voids are filled.
- E. The Contractor shall backfill and carefully compact the area above the pipe springline with pipe cover material to a point 12" above the top outside surface of the pipe barrel. Pipe bedding material may, at the Contractor's option, be substituted for pipe cover material.

3.09 EXCESS TRENCH WIDTH

- A. Normal trench widths shall be as shown on the Drawings. If the normal trench width below the top of the pipe is exceeded for any reason, the Contractor shall furnish an adequate support for the pipe. The County may determine that the pipe being used is strong enough for the actual trench width or the Contractor may furnish a stronger pipe or a concrete cradle for approval.
- B. Concrete thickness under the pipe shall be one-third of the nominal diameter of the pipe, but not less than four inches. Concrete block or brick may be used for adjusting and maintaining proper grade and elevation of pipe. After the pipe is laid to line and grade, the Contractor shall place 3,000 psi concrete under the pipe for the full width of the trench to form a cradle of the required length and thickness with the concrete brought up to a level equal to 1/4 of the inside pipe diameter below the springline of the pipe. Start and

terminate the concrete cradle at the face of a pipe bell or collar. Do not encase pipe joints at the ends of the concrete cradle.

- C. After the concrete has taken initial set, the Contractor shall place cover material over the concrete cradle and up to a level 12" above the pipe barrel and for the full width of the trench. Cover material shall be placed by hand or by equally careful means.

3.10 CONNECTING DISSIMILAR PIPE MATERIALS

The Contractor shall use the following method to connect dissimilar pipe materials. Use concrete closure collars only when approved by the County and then only to make connections between dissimilar pipe when standard rubber gasketed joints or flexible couplings are impracticable. Before the closure collars are poured, wash the pipe to remove all loose material and soil from the surface on which the concrete will be placed. Wet nonmetallic pipe thoroughly prior to pouring the collars. Wrap and securely fasten a light gauge of sheet metal or building-felt around the pipe to insure that no concrete shall enter the line. Place reinforcement as shown on the plans. Make entire collar in one pour using 3,000 psi concrete and extend a minimum 12" on each side of the joint. The minimum thickness around the outside diameter of the pipe shall be 6". No collar shall be poured in water. After the collars are poured and have taken their initial set, cure by covering with well-moistened earth.

3.11 PIPE BULKHEADS

- A. Connections for future sewers shall be bulkheaded by the Contractor in the following manner:
 - 1. All wyes and bell-and-spigot pipe sewers 18" in diameter or smaller shall be bulkheaded with caps or disc stoppers with factory-fabricated resilient joints. The disk or cap shall be banded or otherwise secured to withstand all test pressures without leakage.
 - 2. Connections 21" and 24" in diameter shall be bulkheaded with a four-inch brick wall, using clay brick or concrete brick. The wall shall be capable of withstanding all test pressures without leakage.
 - 3. Connections 27" in diameter and larger shall be bulkheaded with an eight-inch wall, using clay brick or concrete brick. The wall shall be capable of withstanding all test pressures without leakage.

3.12 AIR TEST FOR GRAVITY SEWERS - GENERAL

- A. Gravity sewers shall be required to pass the low pressure air test described herein.
- B. Air loss rates may be measured by the County. These tests shall be performed by the Contractor under the observation of the County Inspector.
- C. The groundwater height above the installed pipe shall be determined by attaching a transparent plastic tube to a pipe nipple in the manhole and using the plastic tube as a manometer. A test hole may be dug directly above the sewer main for visual inspection.
- D. The ends of branches, laterals, tees, wyes and stubs included in a test section shall be plugged to prevent air leakage. All plugs shall be secured to prevent blowout due to internal pressure. A test section is defined as the length of sewer between manholes.

- E. The Contractor shall repair all visible leaks in manholes and pipe, even if the leakage test requirements are met.

3.13 LAMP TEST FOR GRAVITY SEWER MAINS

- A. Prior to testing, the Contractor shall prepare the lines for testing. All lines shall be thoroughly cleaned.
- B. The Contractor shall furnish all equipment necessary for testing including, but not limited to, ladders, a lamping light and a vehicle to use as power source.
- C. Gravity lines shall be lamped from both the upstream and downstream ends between the manholes.
- D. A minimum image of 75% shall be acceptable.
- E. Failure to meet the 75% image requirement shall result in the Contractor having to video tape the line at his own expense. The County or his representative shall be present while the line is video taped. The tape shall be submitted to Manatee County for evaluation.
- F. The Contractor shall relay or otherwise correct any line deemed unacceptable by the County. This work shall be done entirely at the Contractor's expense.
- G. Grouting of sewer lines or re-rounding machines are not approved corrective measures.
- H. Sewer lines shall be re-lamped and may be required by Manatee County to be video taped again.

3.14 FINAL SEWER CLEANING

- A. Prior to final acceptance and final manhole-to-manhole inspection of the sewer system by the County, the Contractor shall flush and clean all parts of the system, remove all accumulated construction debris, rocks, gravel, sand, silt and other foreign material from the sewer system at or near the closest downstream manhole.
- B. During the final manhole-to-manhole inspection of the sewer system, the County may require the Contractor to reflush and clean any section or portion of the line if any foreign matter is still present in the system.

END OF SECTION

SECTION 02640 VALVES AND APPURTENANCES

PART 1 GENERAL

1.01 SCOPE OF WORK

- A. The Contractor shall furnish all labor, materials, equipment and incidentals required and install complete and ready for operation all valves and appurtenances as shown on the Drawings and as specified herein.
- B. All valves and appurtenances shall be of the size shown on the Drawings and, to the extent possible, all equipment of the same type on the Project shall be from one manufacturer.
- C. All valves and appurtenances shall have the name of the manufacturer and the working pressure for which they are designed cast in raised letters upon some appropriate part of the body.
- D. All valves shall have a factory applied, fusion bonded epoxy coating on interior and exterior unless noted otherwise in the plans or this specification.
- E. The equipment shall include, but not be limited to, the following:
 - 1. Gate valves (Sec. 2.01)
 - 2. Pressure Sustaining and Check Valves (Sec. 2.02)
 - 3. Ball Valves for PVC Pipe (Sec. 2.03)
 - 4. Butterfly Valves (Sec. 2.04)
 - 5. Plug Valves (Sec. 2.05)
 - 6. Valve Actuators (Sec. 2.06)
 - 7. Air Release Valves (Sec. 2.07)
 - 8. Valves Boxes (Sec. 2.08)
 - 9. Corporation Cocks (Sec. 2.09)
 - 10. Flange Adapter Couplings (Sec. 2.10)
 - 11. Flexible Couplings (Sec. 2.11)
 - 12. Hose Bibs (Sec. 2.12)
 - 13. Slow Closing Air and Vacuum Valves (Sec. 2.13)
 - 14. Surge Anticipator Valve (Sec. 2.14)
 - 15. Check Valves (Sec. 2.15)
 - 16. Hydrants (Sec. 2.16)
 - 17. Restraining Clamps (Sec. 2.17)
 - 18. Tapping Sleeves and Tapping Valves (Sec. 2.18)
 - 19. Single Acting Altitude Valves (Sec. 2.19)

1.02 DESCRIPTION OF SYSTEMS

All of the equipment and materials specified herein are intended to be standard for use in controlling the flow of potable water, reclaim water, wastewater, etc., depending on the applications.

1.03 QUALIFICATIONS

All of the types of valves and appurtenances shall be products of well established reputable firms who are fully experienced and qualified in the manufacture of the particular

equipment to be furnished. The equipment shall be designed, constructed and installed in accordance with the best practices and methods and shall comply with these Specifications as applicable. Valves shall be as covered under mechanical devices in Section 8 of ANSI/NSF Standard 61.

1.04 SUBMITTALS

- A. Submit to the County within 30 days after execution of the contract a list of materials to be furnished, the names of the suppliers and the date of delivery of materials to the site.
- B. Complete shop drawings of all valves and appurtenances shall be submitted to the County for approval in accordance with the Specifications.

1.05 TOOLS

Special tools, if required for normal operation and maintenance shall be supplied with the equipment.

PART 2 PRODUCTS

2.01 GATE VALVES

- A. All buried valves shall have cast or ductile iron three (3) piece valve bodies.
- B. Where indicated on the drawings or necessary due to locations, size, or inaccessibility, chain wheel operators shall be furnished with the valves. Such operators shall be designed with adequate strength for the valves with which they are supplied and provide for easy operation of the valve. Chains for valve operators shall be galvanized.
- C. Where required, gate valves shall be provided with a box cast in a concrete slab and a box cover. Length of box shall include slab thickness. Box cover opening shall be for valve stem and nut. Valve wrenches and extension stems shall be provided by the manufacturer to actuate the valves. The floor box and cover shall be equal to those manufactured by Rodney Hunt Machine Company, Orange, Massachusetts, Clow, DeZurik or approved equal.
- D. Gate valves with 3"-20" diameters shall be resilient seated, manufactured to meet or exceed the requirements of AWWA C509 or C515 and UL/FM of latest revision and in accordance with the following specifications. Valves shall have an unobstructed waterway equal to or greater than the full nominal diameter of the valve.
- E. Wrench nut shall be provided for operating the valve.
- F. Valves shall be suitable for an operating pressure of 200 psi and shall be tested in accordance with AWWA C509 or C515. Mueller, Kennedy, M&H, and Clow are acceptable valves.
- G. All bonnet bolts, nuts and studs shall be stainless steel.

2.02 PRESSURE SUSTAINING AND CHECK VALVE

- A. Pressure sustaining and check valve shall be pilot operated diaphragm actuated valve with cast iron body, bronze trim, and 125-pound flanged ends. The valve shall be

hydraulically operated, diaphragm type globe valve. The main valve shall have a single removable seat and a resilient disc, of rectangular cross section, surrounded on three and a half sides. The stainless steel stem shall be fully guided at both ends by a bearing in the valve cover, and an integral bearing in the valve seat. It shall be sleeved at both ends with delrin. No external packing glands are permitted and there shall be no pistons operating the main valve or any controls. The valve shall be equipped with isolation cocks to service the pilot system while permitting flow if necessary. Main valve and all pilot controls shall be manufactured in the United States of America. Valve shall be single chamber type, with seat cut to 5 degrees taper.

- B. Valve shall maintain a minimum (adjustable) upstream pressure to a preset (adjustable) maximum. The pilot system shall consist of two direct acting, adjustable, spring loaded diaphragm valves.
- C. Valve shall be cast iron (ASTM A48) with main valve trim of brass (QQB-B-626) and bronze (ASTM B61). The pilot control valves shall be cast brass (ASTM B62) with 303 stainless steel trim. All ferrous surfaces inside and outside shall have a 2-part epoxy coating. Valve shall be similar in all respects to CLA-VAL Company, Model 692G-01ABKG, as manufactured by CLA-VAL Company, Winter Park, Florida, or similar pressure sustaining and check valve as manufactured by Golden Alderson; or approved equal.

2.03 BALL VALVES FOR PVC PIPE

- A. Ball valves for PVC pipe shall be of PVC Type 1 with union, socket, threaded or flanged ends as required. Ball valves shall be full port, full flow, all plastic construction, 150 psi rated with teflon seat seals and T-handles. PVC ball valves shall be as manufactured by Celanese Piping Systems, Inc., Wallace and Tiernan, Inc., Plastiline, Inc., or approved equal.
- B. All valves shall be mounted in such a position that valve position indicators are plainly visible when standing on the floor.

2.04 BUTTERFLY VALVES

- A. Butterfly valves shall conform to the AWWA Standard Specifications for Rubber Seated Butterfly Valves, Designated C504, except as hereinafter specified. Valves, except as specified hereinafter, shall be Class 150A or B, except that valves furnished downstream of the high service pumps shall be Class 250 and equal to those manufactured by Henry Pratt Company, DeZurik, Mueller, or approved equal. M&H/Kennedy/Clow are not generally approved equals. Ductile iron conforming to ASTM A536, Grade 65-45-12 shall be provided for all Class 250 valves. All valves shall be leak tested at 200 psi.
- B. The face-to-face dimensions of flanged end valves shall be in accordance with Table 1 of above mentioned AWWA Specification for short-body valve. Adequate two-way thrust bearings shall be provided. Flange drilling shall be in accordance with ANSI B16.1.
- C. Valve seats shall be an EPDM elastomer. Valve seats 24 inches and larger shall be field adjustable and replaceable without dismounting operator disc or shaft and without removing the valve from the line. All retaining segments and adjusting devices shall be of corrosion resistant material with stainless Nylock screws and be capable of the 1/8-inch adjustment. Valves 20 inches and smaller shall have bonded or mechanically restrained seats as outlined in AWWA C 504. Where the EPDM seat is mounted on the valve body,

the mating edge of the valve disc shall be 18-8 stainless steel or Nickel-Chrome, 80-20%. Where the EPDM seat is mounted on the valve disc, the valve body shall be fitted with an 18-8 stainless steel seat offset from the shaft, mechanically restrained and covering 360 degrees of the peripheral opening or seating surface.

- D. The valve body shall be constructed of ductile iron or close grain cast iron per ASTM A126, Class B with integrally cast hubs for shaft bearing housings of the through boss-type. Butterfly valves of the "wafer" or "spool" type will not be accepted.
- E. The valve shaft shall be turned, ground, and polished constructed of 18-8, ASTM A-276, Type 304 stainless steel and designed for both torsional and shearing stresses when the valve is operated under its greatest dynamic or seating torque. Shaft shall be of either a one piece unit extending full size through the valve disc and valve bearing or it may be of a stub shaft design. Shaft bearings shall be teflon or nylon, self-lubricated type.
- F. All valves shall be subject to hydrostatic and leakage tests at the point of manufacture. The hydrostatic test for Class 250 valves shall be performed with an internal hydrostatic pressure equal to 500 psi applied to the inside of the valve body of each valve for a period of five minutes. During the hydrostatic test, there shall be no leakage through the metal, the end joints or the valve shaft seal. The leakage test for the Class 250 valves shall be performed at a differential pressure of 230 psi and against both sides of the valve. No adjustment of the valve disc shall be necessary after pressure test for normal operation of valve. The Class 150 valves shall be tested in conformance with AWWA C-504.
- G. In general, the butterfly valve operators shall conform to the requirements of Section 3.8 of the AWWA Standard Specifications for Rubber Seated Butterfly Valves, Designation C504, insofar as applicable, and as herein specified.
- H. Gearing for the operators shall be totally enclosed in a gear case in accordance with paragraph 3.8.3 of the above mentioned AWWA Standard Specification.
- I. Operators shall be capable of seating and unseating the disc against the full design pressure of velocity, as specified for each class, into a dry system downstream and shall transmit a minimum torque to the valve. Operators shall be rigidly attached to the valve body.
- J. The manufacturer shall certify that the required tests on the various materials and on the completed valves have been satisfactory and that the valves conform with all requirements of this Specification and the AWWA standard.
- K. Where indicated on the Drawings, extension stems, floor stands, couplings, stem guides, and floor boxes as required shall be furnished and installed.

2.05 PLUG VALVES

- A. All plug valves shall be eccentric plug valves capable of sustaining 150 psi in either direction without leaking.

Exception: Single direction plug valves may be used if it is clearly demonstrated they will never be required to resist pressure in both directions either in service or during pipe line testing.

- B. Plug valves shall be tested in accordance with current AWWA Standard C-504-80 Section

5. Each valve shall be performance tested in accordance with paragraph 5.2 and shall be given a leakage test and hydrostatic test as described in paragraphs 5.3 and 5.4. Plug valves shall be Kennedy or Dezurik.

- C. Plug valves shall be of the non-lubricated eccentric type with resilient faced plugs and shall be furnished with end connections as shown on the Plans. Flanged valves shall be faced and drilled to the ANSI 150 lb. standard. Mechanical joint ends shall be to the AWWA Standard C111-72. Bell ends shall be to the AWWA Standard C100-55 Class B. Screwed ends shall be to the NPT standard.
- D. Plug valve bodies shall be of ASTM A126 Class B Semi-steel, 31,000 psi tensile strength minimum in compliance with AWWA Standard C507-73, Section 5.1 and AWWA Standard C504-70 Section 6.4. Port areas for valves 20-inches and smaller shall be 80 percent of full pipe area. Valves 24 inch and larger shall have a minimum port area between 80 and 100 percent of full nominal pipe area. All exposed nuts, bolts, springs, washers, etc. shall be zinc or cadmium plated. Resilient plug facings shall be of Hycar or Neoprene.
- E. Plug valves shall be furnished with permanently lubricated stainless steel or oil-impregnated bronze upper and lower plug stem bushings. These bearings shall comply with current AWWA Standards.

2.06 VALVE ACTUATORS

A. General

- 1. All valve actuators shall conform to Section 3.8 of the AWWA Standard Specification and shall be either manual or motor operated.
- 2. Actuators shall be capable of seating and unseating the disc against the full design pressure and velocity, as specified for each class, into a dry system downstream, and shall transmit a minimum torque to the valve. Actuators shall be rigidly attached to the valve body.
- 3. Butterfly valve actuators shall conform to the requirements of Section 3.8 of the AWWA Standard specifications for Rubber Seated Butterfly Valves, Designated C504, insofar as applicable and as herein specified.

B. Manual Actuators

- 1. Manual actuators shall have permanently lubricated, totally enclosed gearing with handwheel and gear ratio sized on the basis of actual line pressure and velocities. Actuators shall be equipped with handwheel, position indicator, and mechanical stop-limiting locking devices to prevent over travel of the disc in the open and closed positions. They shall turn counter-clockwise to open valves. Manual actuators shall be of the traveling nut, self-locking type and shall be designed to hold the valve in any intermediate position between fully open and fully closed without creeping or fluttering. Actuators shall be fully enclosed and designed to produce the specified torque with a maximum pull of 80 pounds on the handwheel or chainwheel. Actuator components shall withstand an input of 450 foot pounds for 30" and smaller and 300 foot pounds for larger than 30" size valves at extreme actuator positions without damage. Valves located above grade shall have handwheel and position indicator, and valves located below grade shall be equipped with a two inch (2") square AWWA operating nut located at ground level and cast iron extension type valve box. Valve actuators shall conform to AWWA C504, latest revision.

C. Motor Actuators (Modulating)

1. The motor actuated valve controller shall include the motor, actuator unit gearing, limit switch gearing, limit switches, position transmitter which shall transmit a 4-20 mA DC signal, control power transformer, electronic controller which will position the valve based on a remote 4-20 milliamp signal, torque switches, bored and keywayed drive sleeve for non-rising stem valves, declutch lever and auxiliary handwheel as a self-contained unit.
2. The motor shall be specifically designed for valve actuator service using 480 volt, 60 Hertz, three phase power as shown, on the electrical drawings. The motor shall be sized to provide an output torque and shall be the totally enclosed, non-ventilated type. The power gearing shall consist of helical gears fabricated from heat treated alloy steel forming the first stage of reduction. The second reduction stage shall be a single stage worm gear. The worm shall be of alloy steel with carburized threads hardened and ground for high efficiency. The worm gear shall be of high tensile strength bronze with hobbled teeth. All power gearing shall be grease lubricated. Ball or roller bearings shall be used throughout. Preference will be given to units having a minimum number of gears and moving parts. Spur gear reduction shall be provided as required.
3. Limit switches and gearing shall be an integral part of the valve control. The limit switch gearing shall be made of bronze and shall be grease lubricated, intermittent type and totally enclosed to prevent dirt and foreign matter from entering the gear train. Limit switches shall be of the adjustable type capable of being adjusted to trip at any point between fully opened valve and fully closed valve.
4. The speed of the actuator shall be the responsibility of the system supplier with regard to hydraulic requirements and response compatibility with other components within the control loop. Each valve controller shall be provided with a minimum of two rotor type gear limit switches, one for opening and one for closing. The rotor type gear limit switch shall have two normally open and two normally closed contacts per rotor. Gear limit switches must be geared to the driving mechanism and in step at all times whether in motor or manual operation. Provision shall be made for two additional rotors as described above, each to have two normally open and two normally closed contacts. Each valve controller shall be equipped with a double torque switch. The torque switch shall be adjustable and will be responsive to load encountered in either direction of travel. It shall operate during the complete cycle without auxiliary relays or devices to protect the valve, should excessive load be met by obstructions in either direction of travel. The torque switch shall be provided with double-pole contacts.
5. A permanently mounted handwheel shall be provided for manual operation. The handwheel shall not rotate during electric operations, but must be responsive to manual operation at all times except when being electrically operated. The motor shall not rotate during hand operation nor shall a fused motor prevent manual operation. When in manual operating position, the unit will remain in this position until motor is energized at which time the valve operator will automatically return to electric operation and shall remain in motor position until handwheel operation is desired. This movement from motor operation to handwheel operation shall be accomplished by a positive declutching lever which will disengage the motor and motor gearing mechanically, but not electrically. Hand operation must be reasonably fast. It shall be impossible to place the unit in manual operation when the motor is running. The gear limit switches and torque switches shall be housed in a single easily accessible compartment integral with the power compartment of the valve control. All wiring shall be accessible through this compartment.

- Stepping motor drives will not be acceptable.
6. The motor with its control module must be capable of continuously modulating over its entire range without interruption by heat protection devices. The system, including the operator and control module must be able to function, without override protection of any kind, down to zero dead zone.
 7. All units shall have strip heaters in both the motor and limit switch compartments.
 8. The actuator shall be equipped with open-stop-close push buttons, an auto-manual selector switch, and indicating lights, all mounted on the actuator or on a separate locally mounted power control station.
 9. The electronics for the electric operator shall be protected against temporary submergence.
 10. Actuators shall be Limatorque L120 with Modutronic Control System containing a position transmitter with a 4-20MA output signal or equal.

D. Motor Actuators (Open-Close)

1. The electronic motor-driven valve actuator shall include the motor, actuator gearing, limit switch gearing, limit switches, torque switches, fully machined drive sleeve, declutch lever, and auxiliary handwheel as a self-contained unit.
2. The motor shall be specifically designed for valve actuator service and shall be of high torque totally enclosed, nonventilated construction, with motor leads brought into the limit switch compartment without having external piping or conduit box.
 - (a) The motor shall be of sufficient size to open or close the valve against maximum differential pressure when voltage to motor terminals is 10% above or below nominal voltage.
 - (b) The motor shall be prelubricated and all bearings shall be of the anti-friction type.
3. The power gearing shall consist of helical gears fabricated from heat treated steel and worm gearing. The worm shall be carburized and hardened alloy steel with the threads ground after heat treating. The worm gear shall be of alloy bronze accurately cut with a hobbing machine. All power gearing shall be grease lubricated. Ball or roller bearings shall be used throughout.
4. Limit switches and gearing shall be an integral part of the valve actuator. The switches shall be of the adjustable rotor type capable of being adjusted to trip at any point between fully opened valve and fully closed valve. Each valve controller shall be provided with a minimum of two rotor type gear limit switches, one for opening and one for closing (influent valves require additional contacts to allow stopping at an intermediate position). The rotor type gear limit switch shall have two normally open and two normally closed contacts per toro. Additional switches shall be provided if shown on the control and/or instrumentation diagrams. Limit switches shall be geared to the driving mechanism and in step at all times whether in motor or manual operation. Each valve actuator shall be equipped with a double torque switch. The torque switch shall be adjustable and will be responsive to load encountered in either direction of travel. It shall operate during the complete cycle without auxiliary relays or devices to protect the valve should excessive load be met by obstructions in either direction of travel. Travel and thrusts shall be independent of wear in valve disc or seat rings.
5. A permanently mounted handwheel shall be provided for manual operation. The handwheel shall not rotate during electric operation except when being electrically operated. The motor shall not rotate during hand operation, nor shall a fused motor prevent manual operation. When in manual operating position, the unit will remain in this position until motor is energized at which time the valve actuator will automatically return to electric operation and shall remain in motor position until

handwheel operation is desired. Movement from motor operation to handwheel operation shall be accomplished by a positive declutching lever which will disengage the motor and motor gearing mechanically, but not electrically. Hand operation must be reasonably fast. It shall be impossible to place the unit in manual operation when the motor is running.

6. Valve actuators shall be equipped with an integral reversing controller and three phase overload relays, Open-Stop-Close push buttons, local-remote-manual selector switch, control circuit transformer, three-phase thermal overload relays and two pilot lights in a NEMA 4X enclosure. In addition to the above, a close coupled air circuit breaker or disconnect switch shall be mounted and wired to the valve input power terminals for the purpose of disconnecting all underground phase conductors.
7. The valve actuator shall be capable of being controlled locally or remotely via a selector switch integral with the actuator. In addition, an auxiliary dry contact shall be provided for remote position feedback.
8. Valve A.C. motors shall be designed for operation on a 480 volt, 3-phase service. Valve control circuit shall operate from a fuse protected 120 volt power supply.
9. Motor operators shall be as manufactured by Limitorque Corporation, Type L120 or approved equal.

2.07 AIR RELEASE VALVES

The air release valves for use in water or force mains shall be installed as shown on the Drawings. The valves shall have a cast iron body cover and baffle, stainless steel float, bronze water diffuser, Buna-N or Viton seat, and stainless steel trim. The fittings shall be threaded. The air release valves shall be Model 200A or 400A as manufactured by APCO Valve and Primer Corporation, Schaumburg, Illinois; or approved equal.

2.08 VALVE BOXES

- A. Buried valves shall have cast-iron three piece valve boxes or HDPE adjustable valve boxes. Cast iron valve boxes shall be provided with suitable heavy bonnets and shall extend to such elevation at or slightly above the finished grade surface as directed by the County. The barrel shall be two-piece, screw type, having a 5-1/4 inch shaft. The upper section shall have a flange at the bottom with sufficient bearing area to prevent settling and shall be complete with cast iron covers. Covers shall have WATER, SEWER, or RECLAIM, as applicable, cast into the top. Lids will be painted "safety" blue for potable, purple for reclaimed, and green for sanitary sewer.
- B. All valves shall have actuating nuts extended to within four (4) feet of the top of the valve box. All valve extensions will have a centering guide plate two (2) inches maximum below the actuating nut. The valve extension shall be fastened to the existing nut with a set screw. Valve boxes shall be provided with a concrete base and a valve nameplate engraved with lettering 1/8-inch deep as shown on the Drawings.
- C. HDPE adjustable valve boxes shall be one complete assembled unit composed of the valve box and extension stem. All moving parts of the extension stem shall be enclosed in a housing to prevent contact with the soil. Valve box assembly shall be adjustable to accommodate variable trench depths.
- D. The entire assembly shall be made of heavy wall high density polyethylene. All exterior components shall be joined with stainless steel screws. The valve box top section shall be adaptable to fit inside a valve box upper section.

- E. The stem assembly shall be of a telescoping design that allows for variable adjustment length. The stem material shall be of plated steel square tubing. The stem assembly shall have a built-in device that keeps the stem assembly from disengaging at its fully extended length. The extension stem must be torque tested to 1000 foot pounds. Covers shall have WATER, SEWER or RECLAIMED clearly and permanently impressed into the top surface.

2.09 CORPORATION COCKS

Corporation cocks for connections to cast-iron, ductile iron or steel piping shall be all brass or bronze suitable for 180 psi operating pressure and similar to Mueller Co. H-10046 or approved equal by Clow Corp., and shall be of sizes required and/or noted on the Drawings.

2.10 FLANGE ADAPTER COUPLINGS

Flange adapter couplings shall be of the size and pressure rating required for each installation and shall be suitable for use on either cast iron or ductile iron pipe. They shall be similar or approved equal to Dresser Company, Style 128. All couplings shall have a sufficient number of factory installed anchor studs to meet or exceed a minimum test pressure rating of 230 psi minimum.

2.11 FLEXIBLE COUPLINGS

Flexible couplings shall be either the split type or the sleeve type as shown on the Drawings.

1. Split type coupling shall be used with all interior piping and with exterior pipings noted on the Drawings. The couplings shall be mechanical type for radius groove piping. The couplings shall mechanically engage and lock grooved pipe ends in a positive couple and allow for angular deflection and contracting and expansion.
2. Couplings shall consist of malleable iron, ASTM Specification A47, Grade 32510 housing clamps in two or more parts, a single chlorinated butyl composition sealing gasket with a "C" shaped cross-section and internal sealing lips projecting diagonally inward, and two or more oval track head type bolts with hexagonal heavy nuts conforming to ASTM Specification A 183 and A194 to assemble the housing clamps. Bolts and nuts shall be hot dipped galvanized after fabrication.
3. Victaulic type couplings and fittings may be used in lieu of flanged joints. Pipes shall be radius grooved as specified for use with the Victaulic couplings. Flanged adapter connections at fittings, valves, and equipment shall be Victaulic Vic Flange Style 741, equal by Gustin-Bacon Group, Division of Certain-Teed Products, Kansas City, Kansas, or approved equal.
4. Sleeve type couplings shall be used with all buried piping. The couplings shall be of steel and shall be Dresser Style 38 or 40, as shown on the Drawings, or equal. The coupling shall be provided with hot dipped galvanized steel bolts and nuts unless indicated otherwise.
5. All couplings shall be furnished with the pipe stop removed.
6. Couplings shall be provided with gaskets of a composition suitable for exposure to the liquid within the pipe.
7. If the Contractor decides to use victaulic couplings in lieu of flanged joints, he shall be responsible for supplying supports for the joints.

2.12 HOSE BIBS

Hose bibs shall be 3/4" or 1" brass, polished chromium plated brass, with vacuum breaker as noted on the drawings.

2.13 SLOW CLOSING AIR AND VACUUM VALVES

- A. The Contractor shall furnish and install slow closing air and vacuum valves as shown on the Drawings which shall have two (2) independent valves bolted together. The air and vacuum valve shall have all stainless steel float, guided on both ends with stainless shafts. The air and vacuum valve seat shall be Buna-N to insure drop tight closure. The Buna-N seat shall be fastened to the cover stainless shoulder screws in a manner to prevent distortion of the seat. The float shall be guided at both ends with stainless steel bushings.
- B. The valve cover shall have a male lip designed to fit into the body register for accurate alignment of the float into the Buna-N seat. The valve cover shall have 250-pound class flanged outlet connection.
- C. The surge check valve shall be bolted to the inlet of the air and vacuum valve and consist of a body, seat, disc, and compression spring. A surge check unit shall operate on the interphase between the kinetic energy and relative velocity flows of air and water, so that after air passes through, and water rushes into the surge check, the disc starts to close, reducing the rate of flow of water into the air valve by means of throttling orifices in the disc to prevent water hammer in the air valves. The surge check orifices must be adjustable type for regulation in the field to suit operating conditions. Valve shall be rated for 250-pound class working pressure.
- D. The complete slow closing air and vacuum valve with air release valve shall have been flow tested in the field, substantiated with test data to show reduction of surge pressure in the valve. Flow test data shall be submitted with initial shop drawings for approval.
- E. Valve exterior to be painted Red Oxide, Phenolic TT-P86, Primer or approved equal for high resistance to corrosion.
- F. All materials of construction shall be certified in writing to conform to ASTM specifications as follows:

Air Valve Cover, Body, and Surge Check Body	Cast Iron	ASTM A48, Class 30
Float	Stainless Steel	ASTM A240
Surge Check Seat and Disc	Stainless Steel	ASTM A582
Air Valve Seat	Buna-N	
Spring	Stainless Steel	T302

2.14 SURGE ANTICIPATOR VALVES

- A. Surge anticipator valves shall be furnished for the pumping systems as shown on the

Drawings. The valve shall be hydraulically operated, pilot controlled, and diaphragm or piston actuated. The main valve shall be cast iron conforming to ASTM A48 with bronze trim conforming to ASTM B61 and flanged ends conforming to ANSI B161.1. The main valve shall be globe type with a single removable seat and a resilient disc.

- B. The diaphragm actuated valve shall have a stainless steel stem guided at both ends by a bearing in the valve cover and an integral bearing surface in the seat. No external packing glands shall be permitted. The valve shall be fully serviceable without removing it from the line. The pilot system shall be of noncorrosive construction and provided with isolation cocks.
- C. The piston actuated valve shall operate on the differential piston principle. The valve piston shall be guided on its outside diameter. The valve shall be able to operate in any position and shall be fully serviceable without removing it from the line. The pilot system shall be provided with isolation cocks, and be of noncorrosive materials of construction.
- D. The valve shall be designed specifically to minimize the effects of water hammer, resulting from power failure at the pumping station, or from normal stopping and starting of pumping operators. The valve shall open hydraulically on a down surge, or low pressure wave created when the pump stops, remain open during the low pressure cycle in order to be open when the high pressure wave returns. The high pressure pilot shall be adjustable over a 20 to 200 psi range and the low pressure pilot shall be adjustable over a 15 to 75 psi range. The valve shall be the 250 Class.

2.15 CHECK VALVES

- A. Check valves for cast iron and ductile iron pipe lines shall be swing type and shall meet the material requirements of AWWA Specification C508. The valves shall be iron body, bronze mounted, single disc, 175 psi working water pressure and nonshock. Valves shall be as manufactured by Mueller, Clow, Kennedy, or M&H. Valves 8" and larger shall be air cushioned to reduce valve slam.
- B. When there is no flow through the line, the disc shall hang lightly against its seat in practically a vertical position. When open, the disc shall swing clear of the waterway.
- C. Check valves shall have bronze seat and body rings, extended bronze hinge pins and bronze nuts on the bolts of bolted covers. The interior and exterior of the valve body shall have a factory applied fusion bonded or 10 mil 2 part epoxy coating (Protecto 401 or approved equal).
- D. Valves shall be so constructed that disc and body seat may easily be removed and replaced without removing the valve from the line. Valves shall be fitted with an extended hinge arm with outside lever and weight. Weights provided and approved by the County shall be installed.

2.16 HYDRANTS

Hydrants shall be AVK Series 2780 Barrel (nostalgic style with stainless steel bolts) American Darling B-84-B or Mueller Super Centurian 250, or approved equal and shall conform to the "Standard Specification for Fire Hydrants for Ordinary Water Works Service", AWWA C502, and UL/FM certified, and shall in addition meet the specific requirements and exceptions which follow:

1. Hydrants shall be according to manufacturer's standard pattern and of standard size, and shall have one 4-1/2" steamer nozzle and two 2-1/2" hose nozzles.
2. Hydrant inlet connections shall have mechanical joints for 6" ductile-iron pipe.
3. Hydrant valve opening shall have an area at least equal to that area of a 5-1/4" minimum diameter circle and be obstructed only by the valve rod. Each hydrant shall be able to deliver 500 gallons minimum through its two 2-1/2" hose nozzles when opened together with a loss of not more than 2 psi in the hydrants.
4. Each hydrant shall be designed for installation in a trench that will provide 5-ft. cover.
5. Hydrants shall be hydrostatically tested as specified in AWWA C502.
6. Hydrants shall be rated at 200 psi.
7. All nozzle threads shall be American National Standard.
8. Each nozzle cap shall be provided with a Buna N rubber washer.
9. Hydrants shall be so arranged that the direction of outlets may be turned 90 degrees without interference with the drip mechanism and without the mechanism obstructing the discharge from any outlet.
10. Hydrants must be capable of being extended without removing any operating parts.
11. Hydrants shall have bronze-to-bronze seatings as per AWWA C502-85.
12. Hydrant main valve closure shall be of the compression type opening against the pressure and closing with the pressure. The resilient seat material shall meet the requirements of AWWA C-509 and shall preferably be EPDM Elastomer.
13. Internal and below ground iron parts (bonnet, nozzle section and base) shall have a fusion bonded epoxy coating per AWWA C550. Aboveground external hydrant parts (cap, bonnet and nozzle section) shall be either epoxy coated together with a UV resistant polyester coating or have two shop coats of paint per AWWA C502. The lower stand pipe or barrel shall be protected with asphaltic coatings per AWWA C502.
14. Exterior nuts, bolts and washer shall be stainless steel. Bronze nuts may be used below grade.
15. All internal operating parts shall be removable without requiring excavation.

2.17 RESTRAINING CLAMPS

Restraining clamp assemblies as detailed in the drawings for use at hydrant connections to water mains, or at fittings where shown on the Drawings, shall be as manufactured by American Cast Iron Pipe, Star Pipe Products, U.S. Pipe; or approved equal.

2.18 TAPPING SLEEVES AND GATE VALVES

- A. Tapping valves shall meet the requirement of AWWA C500. The valves shall be flanged, shall be mechanical joint outlet with nonrising stem, designed for vertical burial and shall open left or counterclockwise. Stuffing boxes shall be the "O-ring" type. Operating nut shall be AWWA Standard 2" square for valves 2" and up. The valves shall be provided with an overload seat to permit the use of full size cutters. Gaskets shall cover the entire area of flange surfaces and shall be supplied with EPDM wedges up to 30" diameter.
- B. Tapping sleeves and saddles shall seal to the pipe by the use of a confined "O" ring gasket, and shall be able to withstand a pressure test of 180 psi for one hour with no leakage in accordance with AWWA C110, latest edition. A stainless steel 3/4" NPT test plug shall be provided for pressure testing. All bolts joining the two halves shall be stainless steel and shall be included with the sleeve or saddle. Sleeves and saddles shall be protected from corrosion by being fusion applied epoxy coated, or be made of 18-8

Type 304 stainless steel. Saddle straps shall be 18-8 Type 304 stainless steel.

2.19 SINGLE ACTING ALTITUDE VALVES

A. Function

1. The altitude control valve shall be of the single acting type, closing off tightly when the water reaches the maximum predetermined level in the tank to prevent overflow; and opening to permit replenishing of the tank supply when the water level drops approximately 6" to 12" below the maximum level.
2. A hand operated valve in the power water line to the top of the piston shall permit adjustment of the speed of valve closing. The tank water level control shall be by means of a diaphragm operated, spring loaded, three way pilot which directs power water to or from the top of the main valve piston. The three way pilot shall be of bronze construction. The diaphragm surface exposed to the tank head shall be not less than 57 sq. inches. It shall be possible to adjust the spring above the diaphragm for water level control approximately 20% above or below the factory setting.

B. Description

1. The main valve shall operate on the differential piston principle such that the area on the underside of the piston is no less than the pipe area on the upper surface of the piston is of a greater area than the underside of the piston.
2. The valve piston shall be guided on its outside diameter by long stroke stationary Vee ports which shall be downstream of the seating surface to minimize the consequences of throttling. Throttling shall be done by the valve Vee ports and not the valve seating surfaces.
3. The valve shall be capable of operating in any position and shall incorporate only one flanged cover at the valve top from which all internal parts shall be accessible. There shall be no stems, stem guides, or spokes within the waterway. There shall be no springs to assist the valve operation.

C. Construction

1. The valve body shall be of cast iron ASTM A-126 with flanges conforming to the latest ANSI Standards. The valve shall be extra heavy construction throughout. The valve interior trim shall be bronze B-62 as well as the main valve operation.
2. The valve seals shall be easily renewable while no diaphragm shall be permitted within the main valve body.
3. All controls and piping shall be of non-corrosive construction.
4. A visual valve position indicator shall be provided for observing the valve piston position at any time.

D. Figure Number

The valves shall be the 20" Globe type (Fig. 3200-D) as manufactured by GA Industries of Mars, Pennsylvania, or approved equal.

PART 3 EXECUTION

3.01 INSTALLATION

- A. All valves and appurtenances shall be installed in the location shown, true to alignment and rigidly supported. Any damage occurring to the above items before they are installed shall be repaired to the satisfaction of the County.
- B. After installation, all valves and appurtenances shall be tested at least two hours at the working pressure corresponding to the class of pipe, unless a different test pressure is specified. If any joint proves to be defective, it shall be repaired to the satisfaction of the County.
- C. Install all floor boxes, brackets, extension rods, guides, the various types of operators and appurtenances as shown on the Drawings that are in masonry floors or walls, and install concrete inserts for hangers and supports as soon as forms are erected and before concrete is poured. Before setting these items, the Contractor shall check all plans and figures which have a direct bearing on their location and he shall be responsible for the proper location of these valves and appurtenances during the construction of the structures.
- D. Pipe for use with flexible couplings shall have plain ends as specified in the respective pipe sections.
- E. Flanged joints shall be made with high strength, low alloy Corten bolts, nuts and washers. Mechanical joints shall be made with mild corrosion resistant alloy steel bolts and nuts. All exposed bolts shall be painted the same color as the pipe. All buried bolts and nuts shall be heavily coated with two (2) coats of bituminous paint comparable to Inertol No. 66 Special Heavy.
- F. Prior to assembly of split couplings, the grooves as well as other parts shall be thoroughly cleaned. The ends of the pipes and outside of the gaskets shall be moderately coated with petroleum jelly, cup grease, soft soap or graphite paste, and the gasket shall be slipped over one pipe end. After the other pipe has been brought to the correct position, the gasket shall be centered properly over the pipe ends with the lips against the pipes. The housing sections then shall be placed. After the bolts have been inserted, the nuts shall be tightened until the housing sections are firmly in contact, metal-to-metal, without excessive bolt tension.
- G. Prior to the installation of sleeve-type couplings, the pipe ends shall be cleaned thoroughly for a distance of 8". Soapy water may be used as a gasket lubricant. A follower and gasket, in that order, shall be slipped over each pipe to a distance of about 6" from the end.
- H. Valve boxes with concrete bases shall be installed as shown on the Drawings. Mechanical joints shall be made in the standard manner. Valve stems shall be vertical in all cases. Place cast iron box over each stem with base bearing on compacted fill and the top flush with final grade. Boxes shall have sufficient bracing to maintain alignment during backfilling. Knobs on cover shall be parallel to pipe. Remove any sand or undesirable fill from valve box.

3.02 HYDRANTS

- A. Hydrants shall be set at the locations designated by the County and/or as shown on the Drawings and shall be bedded on a firm foundation. A drainage pit on crushed stone as shown on the Drawings shall be filled with gravel or crushed stone and satisfactorily compacted. During backfilling, additional gravel or crushed stone shall be brought up

around and 6" over the drain port. Each hydrant shall be set in true vertical alignment and shall be properly braced. Concrete thrust blocks shall be placed between the back of the hydrant inlet and undisturbed soil at the end of the trench. Minimum bearing area shall be as shown on the plans. Felt paper shall be placed around the hydrant elbow prior to placing concrete. CARE MUST BE TAKEN TO INSURE THAT CONCRETE DOES NOT PLUG THE DRAIN PORTS. Concrete used for backing shall be as specified herein.

- B. When installations are made under pressure, the flow of water through the existing main shall be maintained at all times. The diameter of the tap shall be a minimum of 2" less than the inside diameter of the branch line.
- C. The entire operation shall be conducted by workmen thoroughly experienced in the installation of tapping sleeves and valves, and under the supervision of qualified personnel furnished by the manufacturer. The tapping machine shall be furnished by the Contractor if tap is larger than 12" in diameter.
- D. The Contractor shall determine the locations of the existing main to be tapped to confirm the fact that the proposed position for the tapping sleeve will be satisfactory and no interference will be encountered such as the occurrence of existing utilities or of a joint or fitting at the location proposed for the connection. No tap will be made closer than 30" from a pipe joint.
- E. Tapping valves shall be set in vertical position and be supplied with a 2" square operating nut for valves 2" and larger. The valve shall be provided with an oversized seat to permit the use of full sized cutters.
- F. Tapping sleeves and valves with boxes shall be set vertically or horizontally as indicated on the Drawings and shall be squarely centered on the main to be tapped. Adequate support shall be provided under the sleeve and valve during the tapping operation. Sleeves shall be no closer than 30" from water main joints. Thrust blocks shall be provided behind all tapping sleeves. Proper tamping of supporting earth around and under the valve and sleeve is mandatory. After completing the tap, the valve shall be flushed to ensure that the valve seat is clean.

3.03 SHOP PAINTING

Ferrous surfaces of valves and appurtenances shall receive a coating of rust-inhibitive primer. All pipe connection openings shall be capped to prevent the entry of foreign matter prior to installation.

3.04 FIELD PAINTING

All metal valves and appurtenances specified herein and exposed to view shall be painted.

All above ground potable water main valves shall be painted safety blue.

3.05 INSPECTION AND TESTING

Completed pipe shall be subjected to hydrostatic pressure test for two hours at 180 psi. All leaks shall be repaired and lines retested as approved by the County. Prior to testing, the pipelines shall be supported in an approved manner to prevent movement during tests.

END OF SECTION

SECTION 02720 SANITARY SEWER BYPASS PUMPING

PART 1 GENERAL

1.01 SCOPE

The Contractor shall furnish all labor, materials, equipment and incidentals required to maintain existing and anticipated flows within the affected portion of the collection system throughout the construction period.

1.02 PUBLIC IMPACTS

The contractor shall not create a public nuisance due to excessive noise or dust, nor impact the public with flooding of adjacent lands, discharge of raw sewage, or release of other potential hazards, nor shall he encroach on or limit access to adjacent lands. No extra charge may be made for increased costs to the contractor due to any of the above.

1.03 SUBMITTALS

- A. The Contractor shall, within 30 days of the date of the Notice to Proceed, submit to the Project Manager a detailed Pumping Plan for each site by-pass pumping will be needed. The Pumping Plan shall address all measures and systems to prevent a sanitary sewer overflow (SSO) as defined by the EPA. The Plan shall include as a minimum:
1. Working drawings and sketches showing work location, pump location, piping layout & routing. Show all proposed encroachment and access impacts on adjacent properties or facilities.
 2. Pump, control, alarm and pipe specifications or catalog cuts. Detailed sketch of controls and alarm system.
 3. Power requirements and details on methods to provide by-pass power or fueling.
 4. Calculation and determination of response times to prevent an SSO after a high water alarm. If anticipated peak flows are 750 G.P.M. or greater, an operator is required on site at all times pump is in service. If the anticipated peak flows are less than 750 G.P.M. an operator may not be required to be on site at all times; show operator on-site schedule.
 5. Procedures to be taken in case of power, pump, or piping failures; including contact names and numbers for emergency notifications.
 6. Frequency and specific responsibility for monitoring pump operation, fuel levels, pump maintenance and entire length of piping.

PART 2 PRODUCTS

2.01 EQUIPMENT

- A. Pumps:
1. By-pass pumping system shall consist of at least a primary pump and a backup pump. Each pump shall have a minimum pumping capacity of 150% of the anticipated peak flows. If a lift station by-pass, 150% of the lift station capacity (G.P.M. & T.D.H) for the lift station being by-passed.
 2. Pumps shall be low noise or sound attenuated. The noise level at any operating condition, in any direction, shall not exceed 70dBA at a distance of twenty three

(23) feet (7 meters) from the pump and/or power source.

B. Controls:

The by-pass pump system shall be equipped with automatic controls and an alarm system. The automatic controls will automatically start the backup pump in the event of a high water condition or failure of the primary pump. The alarm system will immediately notify the Contractor of a pump failure or high water condition.

C. Pipe:

Pipe shall be of adequate size and capacity to match the pumps. Pipe type and materials will depend on the particulars of the site conditions, and shall be detailed in the Pumping Plan. Contractor will provide all connections.

PART 3 EXECUTION

3.01 SITE CONDITIONS

Site conditions will vary by site. Contractor is responsible to determine and address requirements such as traffic control, excavation, connections & fittings, impacts on access to adjacent properties, routing and support of by-pass piping, etc., in the Pumping Plan.

3.02 ON-SITE MONITORING

- A. All by-pass operations where the anticipated flow rates are 750 G.P.M or greater shall require an employee on-site at all times (full-time on-site monitoring attended by personnel experienced with the pumps and controls, with demonstrated ability to monitor, turn on & off, and switch between pumps while the by-pass pump system is in service.
- B. By-pass operations where the anticipated flow rates are less than 750 G.P.M may not require an employee on-site at all times while the by-pass pump system is in operation. The Contractor shall have personnel experienced with the pumps and controls on site within the calculated response time to prevent an SSO after a high water alarm.
- C. During by-pass operations, the Contractor shall have posted on site with the permit, a copy of the approved Plan and the name and 24 hour contact number of the primary response person, the job site superintendent, and the construction company owner.

3.03 OPERATIONS

- A. The Contractor is responsible for securing and providing power, fuel, site security, traffic control and all other supplies, materials and permits required for the by-pass pumping.
- B. Contractor shall demonstrate automatic pump switching and alarm system to the satisfaction of: the County inspector, Project Manager, or Lift Stations Superintendent prior to beginning by-pass pumping. Satisfactory demonstration shall be documented by the inspector's, PM's or Lift Station Superintendent's dated signature on the posted copy of the approved Pumping Plan.

3.04 DAMAGE RESTORATION & REMEDIATION

- A. The Contractor shall be responsible for any pre-pump notifications, all restoration of pre-pump conditions and any damage caused by by-pass operations.
- B. Should there be an SSO caused by or as a direct result of the by-pass pumping, the contractor is responsible for all immediate & long term response, notifications, clean up, mitigation, etc. Copies of all written response plans, notifications, documentation, mitigation plans, etc., shall be submitted to the County Project Manager.

END OF SECTION

SECTION 02999 MISCELLANEOUS WORK AND CLEANUP

PART 1 GENERAL

1.01 SCOPE OF WORK

- A. This Section includes items and operations which are not specified in detail as separate items, but may be sufficiently described as to the kind and extent of work involved. The Contractor shall furnish all labor, materials, equipment and incidentals necessary to complete all work under this Section.
- B. The work of this Section may include, but is not limited to the following:
1. Restoration of roads, sidewalks, driveways, curbing and gutters, fences, guardrails, lawns, shrubbery and any other existing items damaged or destroyed.
 2. Crossing utilities.
 3. Relocation of existing water, reclaim water, or sewer lines less than four inches diameter, water and sanitary sewer services, low pressure gas lines, telephone lines, electric lines, cable TV lines as shown on the Contract Drawings.
 4. Restoring easements (servitudes) and rights-of-way.
 5. Clean up.
 6. Incidental work (project photographs, testing, shop drawings, traffic control, record drawings, etc.).
 7. Excavation and Embankment - As defined in the Florida Department of Transportation Standard Specifications for Road and Bridge Construction (1991 Edition or latest revision).
 8. Stormwater and erosion control devices.

1.02 SUBMITTAL OF LUMP SUM BREAKDOWN

NOT USED

1.03 WORK SPECIFIED UNDER OTHER SECTIONS

All work shall be completed in a workmanlike manner by competent workmen in full compliance with all applicable sections of the Contract Documents.

PART 2 PRODUCTS

2.01 MATERIALS

Materials required for this Section shall equal or exceed materials that are to be restored. The Contractor may remove and replace or reuse existing materials with the exception of paving.

PART 3 EXECUTION

3.01 RESTORING OF SIDEWALKS, ROADS, CURBING, FENCES AND GUARDRAILS

- A. The Contractor shall protect existing sidewalks & curbing. If necessary, sidewalks & curbing shall be removed from joint to joint and replaced after backfilling. Curbing damaged during construction because of the Contractor's negligence or convenience,

shall be replaced with sidewalks & curbing of equal quality and dimension at no cost to the County.

- B. At the locations necessary for the Contractor to remove, store and replace existing fences and guardrails during construction, the sections removed shall be only at the direction of the County. If any section of fence is damaged due to the Contractor's negligence, it shall be replaced at no cost to the County with fencing equal to or better than that damaged and the work shall be satisfactory to the County.
- C. Guardrails in the vicinity of the work shall be protected from damage by the Contractor. Damaged guardrails shall be replaced in a condition equal to those existing
- D. Road crossings shall be restored in accordance with the Contract Documents and current FDOT Standards. Compensation for road restoration shall be included under the Road Restoration Bid Item if specified or under Miscellaneous Cleanup if it is not specified.

3.02 CROSSING UTILITIES

This item shall include any extra work required in crossing culverts, water courses, drains, water mains and other utilities, including all sheeting and bracing, extra excavation and backfill, or any other work required or implied for the proposed crossing, whether or not shown on the Drawings.

3.03 RELOCATIONS OF EXISTING GAS LINES, TELEPHONE LINES, ELECTRIC LINES AND CABLE TV LINES

The Contractor shall notify the proper utility involved when relocation of these utility lines is required. The Contractor shall coordinate all relocation work by the utility so that construction shall not be hindered.

3.04 RESTORING THE EASEMENTS AND RIGHTS-OF-WAY

The Contractor shall be responsible for all damage to private property due to his operations. He shall protect from injury all walls, fences, cultivated shrubbery, pavement, underground facilities, including water, sewer and reclaimed water lines and services, or other utilities which may be encountered along the easement. If removal and replacement is required, it shall be done in a workmanlike manner, at his expense, so that the replacement are equivalent to that which existed prior to construction.

3.05 STORMWATER AND EROSION CONTROL DEVICES

The Contractor shall be responsible for, provide, and install all stormwater and erosion control devices necessary to insure satisfactory compliance with the Florida Department of Environmental Protection Stormwater, Erosion, and Sedimentation Control Inspector's Manual.

END OF SECTION

DIVISION 3 CONCRETE

SECTION 03200 CONCRETE REINFORCEMENT

PART 1 GENERAL

1.01 WORK INCLUDED

- A. Reinforcing steel bars and welded steel wire fabric for cast-in-place concrete, complete with tie wire.
- B. Support chairs, bolsters, bar supports and spacers, for reinforcing.

1.02 QUALITY ASSURANCE

Perform concrete reinforcing work in accordance with ACI 318 unless specified otherwise in this Section.

1.03 REFERENCES

- A. ACI 318 - Building Code Requirements for Reinforced Concrete.
- B. ASTM A185 - Welded Steel Wire Fabric for Concrete Reinforcement.
- C. ASTM A615 - Deformed and Plain Billet Steel Bars for Concrete Reinforcement.
- D. CRSI 63 - Recommended practice for placing reinforcing bars.
- E. CRSI 65 - Recommended practice for placing bar supports, specifications and nomenclature.
- F. ACI 315 - American Concrete Institute - Manual of Standard Practice.

1.04 SHOP DRAWINGS

- A. Submit shop drawings in accordance with Contract Documents.
- B. Indicate bar sizes, spacings, locations and quantities of reinforcing steel and wire fabric, bending and cutting schedules and supporting and spacing devices.
- C. Manufacturer's Literature: Manufacturer's specifications and installation instructions for splice devices.

PART 2 PRODUCTS

2.01 REINFORCING

- A. Reinforcing steel: Grade 60, Minimum Yield Strength 60,000 psi, deformed billet steel bars, ASTM A615; plain finish.
- B. Welded steel wire fabric: Deformed wire, ASTM A497; smooth wire ASTM A185 in flat

sheets; plain finish.

2.02 ACCESSORY MATERIALS

- A. Tie wire: Minimum 16 gauge annealed type, or patented system accepted by County.
- B. Chairs, bolsters, bar supports, spacers: Sized and shaped for strength and support of reinforcing during construction conditions.
- C. Special chairs, bolsters, bar supports, spacers (where adjacent to architectural concrete surfaces): Stainless steel type sized and shaped as required.

2.03 FABRICATION

- A. Fabricate concrete reinforcing in accordance with ACI 315.
- B. Locate reinforcing splices, not indicated on Drawings, at points of minimum stress. Location of splices shall be reviewed by County.
- C. Where indicated, weld reinforcing bars in accordance with AWS D12.1.

PART 3 EXECUTION

3.01 PLACEMENT

- A. Reinforcing shall be supported and secured against displacement. Do not deviate from true alignment.
- B. Before placing concrete, ensure reinforcing is clean, free of loose scale, dirt, or other foreign coatings which would reduce bond to concrete.

3.02 QUALITY ASSURANCE

- A. Acceptable Manufacturers: Regularly engaged in manufacture of steel bar and welded wire fabric reinforcing.
- B. Installer Qualifications: Three years experience in installation of steel bar and welded wire fabric reinforcing.
- C. Allowable Tolerances:
 - 1. Fabrication:
 - a. Sheared length: +1 in.
 - b. Depth of truss bars: +0, -1/2 in.
 - c. Stirrups, ties and spirals: $\pm 1/4$ in.
 - d. All other bends: ± 1 in.
 - 2. Placement:
 - a. Concrete cover to form surfaces: $\pm 1/4$ in.
 - b. Minimum spacing between bars: 1 in.
 - c. Top bars in slabs and beams:
 - (1) Members 8 in. deep or less: $\pm 1/4$ in.
 - (2) Members more than 8 in.: $\pm 1/2$ in.
 - d. Crosswise of members: Spaced evenly within 2 in. of stated separation.

- e. Lengthwise of members: Plus or minus 2 in.
- 3. Maximum bar movement to avoid interference with other reinforcing steel, conduits, or embedded items: 1 bar diameter.

3.04 PRODUCT DELIVERY, STORAGE AND HANDLING

- A. Deliver reinforcement to project site in bundles marked with metal tags indicating bar size and length.
- B. Handle and store materials to prevent contamination.

3.05 INSTALLATION

- A. Placement:
 - 1. Bar Supports: CRSI 65.
 - 2. Reinforcing Bars: CRSI 63.
- B. Steel Adjustment:
 - 1. Move within allowable tolerances to avoid interference with other reinforcing steel, conduits, or embedded items.
 - 2. Do not move bars beyond allowable tolerances without concurrence of County.
 - 3. Do not heat, bend, or cut bars without concurrence of County.
- C. Splices:
 - 1. Lap splices: Tie securely with wire to prevent displacement of splices during placement of concrete.
 - 2. Splice devices: Install in accordance with manufacturer's written instructions.
 - 3. Do not splice bars without concurrency of County, except at locations shown on Drawings.
- D. Wire Fabric:
 - 1. Install in longest practicable length.
 - 2. Lap adjoining pieces one full mesh minimum, and lay splices with 16 gauge wire.
 - 3. Do not make end laps midway between supporting beams, or directly over beams of continuous structures.
 - 4. Offset end laps in adjacent widths to prevent continuous laps.
- E. Cleaning: Remove dirt, grease, oil, loose mill scale, excessive rust, and foreign matter that will reduce bond with concrete.
- F. Protection During Concreting: Keep reinforcing steel in proper position during concrete placement.

END OF SECTION

SECTION 03300 CAST-IN-PLACE CONCRETE

PART 1 GENERAL

1.01 WORK INCLUDED

Poured-in-place concrete slabs, thrust blocks, pile caps and pipe support cradles.

1.02 QUALITY ASSURANCE

Perform cast-in-place concrete work in accordance with ACI 318, unless specified otherwise in this Section.

1.03 TESTING LABORATORY SERVICES

- A. Inspection and testing will be performed by the testing laboratory currently under contract to Manatee County in accordance with the Contract Documents.
- B. Provide free access to work and cooperate with appointed firm.
- C. Submit proposed mix design of each class of concrete to inspection and testing firm for review prior to commencement of work.
- D. Tests of cement and aggregates may be performed to ensure conformance with requirements stated herein.
- E. Three concrete test cylinders will be taken for every 100 cu. yds. or part thereof of each class of concrete placed each day. Smaller pours shall have cylinders taken as directed by the County.
- F. One slump test will be taken for each set of test cylinders taken.

1.04 REFERENCES

- A. ASTM C33 - Concrete Aggregates
- B. ASTM C150 - Portland Cement
- C. ACI 318 - Building Code Requirements for Reinforced Concrete
- D. ASTM C260 - Air Entraining Admixtures for Concrete
- E. ASTM C94 - Ready-Mixed Concrete
- F. ACI 304 - Recommended Practice for Measuring, Mixing, Transporting and Placing Concrete
- G. ACI 305 - Recommended Practice for Hot Weather Concreting

PART 2 PRODUCTS

2.01 CONCRETE MATERIALS

- A. Cement: Moderate-Type II, High early strength-Type III, Portland type, ASTM C150.
- B. Fine and Coarse Aggregates: ASTM C33.
- C. Water: Clean and free from injurious amounts of oil, alkali, organic matter, or other deleterious material.

2.02 ADMIXTURES

- A. Air Entrainment: ASTM C260.
- B. Chemical: ASTM C494 Type A - water reducing admixture.

2.03 ACCEPTABLE MANUFACTURERS

Acceptable Products:

1. Pozzolith
2. WRDA

2.04 ACCESSORIES

Non-shrink grout: Premixed compound consisting of non-metallic aggregate, cement, water reducing and plasticizing agents; capable of developing minimum compressive strength of 2400 psi in 2 days and 7000 psi in 28 days.

2.05 CONCRETE MIXES

- A. Mix concrete in accordance with ASTM C94.
- B. Provide concrete of following strength:
 1. Required concrete strengths as determined by 28 day cylinders shall be as shown on the Drawings, but shall not be less than 3000 psi.
 2. Select proportions for normal weight concrete in accordance with ACI 301 3.8 Method 1, Method 2, or Method 3. Add air entraining agent to concrete to entrain air as indicated in ACI 301 Table 3.4.1.
 3. All mixes shall be in accordance with FDOT Specifications.
- C. Use set-retarding admixtures during hot weather only when accepted by County.
- D. Add air entraining agent to concrete mix for concrete work exposed to exterior.

2.06 FORMS

- A. Forms shall be used for all concrete masonry, including footings. Form shall be so constructed and placed that the resulting concrete will be of the shape, lines, dimensions, appearance and to the elevations indicated on the Drawings.
- B. Forms shall be made of wood, metal, or other approved material. Wood forms shall be constructed of sound lumber or plywood of suitable dimensions, free from knotholes and loose knots; where used for expose surfaces, boards shall be dressed and matched. Plywood shall be sanded smooth and fitted with tight joints between panels. Metal forms

shall be of an approved type for the class of work involved and of the thickness and design required for rigid construction.

- C. Edges of all form panels in contact with concrete shall be flush within 1/32-inch and forms for plane surfaces shall be such that the concrete will be plane within 1/16-inch in four feet. Forms shall be tight to prevent the passage of mortar and water and grout.
- D. Forms for walls shall have removable panels at the bottom for cleaning, inspection and scrubbing-in of bonding paste. Forms for walls of considerable height shall be arranged with tremies and hoppers for placing concrete in a manner that will prevent segregation and accumulation of hardened concrete on the forms or reinforcement above the fresh concrete.
- E. Molding or bevels shall be placed to produce a 3/4-inch chamfer on all exposed projecting corners, unless otherwise shown on the Drawings. Similar chamfer strips shall be provided at horizontal and vertical extremities of all wall placements to produce "clean" separation between successive placements as called for on the Plans.
- F. Forms shall be sufficiently rigid to withstand vibration, to prevent displacement or sagging between supports and constructed so the concrete will not be damaged by their removal. The Contractor shall be entirely responsible for their adequacy.
- G. Forms, including new pre-oiled forms, shall be oiled before reinforcement is placed, with an approved nonstaining oil or liquid form coating having a non-paraffin base.
- H. Before form material is re-used, all surfaces in contact with concrete shall be thoroughly cleaned, all damaged places repaired, all projecting nails withdrawn, all protrusions smoothed and in the case of wood forms pre-oiled.
- I. Form ties encased in concrete shall be designed so that after removal of the projecting part, no metal shall be within 1-inch of the face of the concrete. That part of the tie to be removed shall be at least 1/2-inch diameter or be provided with a wood or metal cone at least 1/2-inch in diameter and 1-inch long. Form ties in concrete exposed to view shall be the cone-washer type equal to the Richmond "Tyscru". Throughbolts or common wire shall not be used for form ties.

PART 3 EXECUTION

3.01 PLACING CONCRETE

- A. Place concrete in accordance with ACI 304.
- B. Notify County minimum 24 hours prior to commencement of concreting operations.
- C. Verify anchors, seats, plates and other items to be cast into concrete are placed, held securely and will not cause hardship in placing concrete. Rectify same and proceed with work.
- D. Maintain records of poured concrete items. Record date, location of pour, quantity, air temperature and test samples taken.
- E. Ensure reinforcement, inserts, embedded parts, formed expansion and contraction joints are not disturbed during concrete placement.

- F. Prepare previously placed concrete by cleaning with steel brush and applying bonding agent. Apply bonding agent in accordance with manufacturer's recommendations.
- G. Pour concrete continuously between predetermined construction and control joints. Do not break or interrupt successive pours such that cold joints occur.
- H. In locations where new concrete is dowelled to existing work, drill holes in existing concrete, insert steel dowels and pack solidly with non-shrink grout.
- I. Excessive honeycomb or embedded debris in concrete is not acceptable. Notify County upon discovery.
- J. Conform to ACI 305 when concreting during hot weather.

3.02 SCREEDING

Screed surfaces level, maintaining flatness within a maximum deviation of 1/8" in 10 feet.

3.03 PATCHING

Allow County to inspect concrete surfaces immediately upon removal of forms. Patch imperfections as directed. All patching procedures shall be submitted to and approved by the County prior to use.

3.04 DEFECTIVE CONCRETE

- A. Modify or replace concrete not conforming to required lines, details and elevations.
- B. Repair or replace concrete not properly placed resulting in excessive honeycomb and other defects. Do not patch, fill, touch-up, repair, or replace exposed architectural concrete except upon express direction of County for each individual area.

3.05 CONCRETE FINISHING

Provide concrete surfaces to be left exposed, columns, beams and joists with smooth rubbed finish.

3.06 CURING AND PROTECTION

Beginning immediately after placement, protect concrete from premature drying, excessively hot or cold temperatures and mechanical injury. Maintain concrete with minimal moisture loss at relatively constant temperature for a period of 7 days or until concrete strengths reaches 75% of the 28 day design strength.

Protection against moisture loss may be obtained with spray on curing compounds or plastic sheets. Protection against heat or cold may be obtained with insulated curing blankets or forms.

3.07 CONCRETE DRIVEWAY RESTORATION

Concrete driveways shall be restored with 6 inches of 3,000 psi concrete with W2.5 X W2.5, 6X6 wire mesh. Place 1/2 inch expansion joint between back of curb and new

concrete. Area beneath restoration shall be mechanically tamped prior to placing concrete.

3.08 CONCRETE SIDEWALK RESTORATION

Concrete sidewalks across driveways shall be restored with 6 inches of 3,000 psi concrete with W2.5 X W2.5, 6X6 wire mesh. Place ½ inch expansion joint between back of curb and new concrete. Area beneath restoration shall be mechanically tamped prior to placing concrete.

Concrete sidewalks outside of driveways shall be restored with 4 inches of 3,000 psi concrete per FDOT Design Standards, Sections 522 & 310

END OF SECTION

SECTION 03350 CONCRETE FINISHES

PART 1 GENERAL

1.01 SCOPE OF WORK

Furnish all labor, materials, equipment and incidentals required to finish cast-in-place concrete surfaces as specified herein.

1.02 SUBMITTALS

Submit to the County as provided in the Contract Documents, the proposed chemical hardener manufacturer's surface preparation and application procedures.

1.03 SCHEDULE OF FINISHES

- A. Concrete for the Project shall be finished in the various specified manners either to remain as natural concrete or to receive an additional applied finish or material under another Section.
- B. The base concrete for the following conditions shall be finished as noted and as further specified herein:
 - 1. Exterior, exposed concrete slabs and stairs - broomed finish.
 - 2. Interior, exposed concrete slabs - steel trowel finish.
 - 3. Concrete on which process liquids flow or in contact with sludge - steel trowel finish.
 - 4. Concrete where not exposed in the finished work and not scheduled to receive an additional applied finish or material - off-form finish.
 - 5. Provide concrete surfaces to be left exposed such as walls, columns, beams and joists with smooth rubbed finish.

1.04 RESPONSIBILITY FOR CHANGING FINISHES

- A. The surface finishes specified for concrete to receive additional applied finishes or materials are the finishes required for the proper application of the actual products specified under other Sections. Where different products are approved for use, it shall be the Contractor's responsibility to determine if changes in finishes are required and to provide the proper finishes to receive these products.
- B. Changes in finishes made to accommodate product different from those specified shall be performed at no additional cost to the County. Submit the proposed new finishes and their construction methods to the County for approval.

PART 2 PRODUCTS

2.01 MATERIALS

- A. Portland cement and component materials required for finishing the concrete surfaces shall be as specified in the Contract Documents.
- B. Hardener shall be Lapidolith as manufactured by Sonneborn Building Products or approved equal. Hardener shall be used on all floors, stair treads and platforms.

PART 3 EXECUTION

3.01 FORMED SURFACES

- A. Forms shall not be stripped before the concrete has attained a strength of at least 50 percent of the ultimate design strength. This is equivalent to approximately five "100 day-degrees" of moist curing.
- B. Care shall be exercised to prevent damaging edges or obliterating the lines of chamfers, rustications, or corners when removing the forms or doing any work adjacent thereto.
- C. Clean all exposed concrete surfaces and adjoining work stained by leakage of concrete, to the satisfaction of the County.
- D. Off-form finish. Fins and other projections shall be removed as approved. Tie cone holes and other minor defects shall be filled with non-shrink grout specified under the Contract Documents.

3.02 FLOORS AND SLABS

- A. Floors and slabs shall be screeded to the established grades and shall be level with a tolerance of 1/8-inch when checked with a 10 foot straight edge, except where drains occur, in which case floors shall be pitched to drains as indicated. Failure to meet either of above shall be cause for removal, grinding, or other correction as approved by the County.
- B. Following screeding as specified above, power steel trowel as follows:
 - 1. Immediately after final screeding, a dry cement/sand shake in the proportion of 2-sacks of portland cement to 350-pounds of coarse natural concrete sand shall be sprinkled evenly over the surface at the rate of approximately 500 pounds per 1,000 square feet of floor. Neat, dry cement shall not be sprinkled on the surface. This shake shall be thoroughly floated into the surface with an approved disc type power compacting machine weighing at least 200 pounds if a 20-inch disc is used or 300 pounds if a 24-inch disc is used (such as a "Kelly Float" as manufactured by the Weisner-Rapp Corporation of Buffalo, New York). A mechanical blade-type float or trowel is not acceptable for this work.
NOTE: This operation (application of the cement/sand shake) may be eliminated at the discretion of the County if the base slab concrete exhibits adequate fattiness and homogeneity.
 - 2. In lieu of power steel troweling, small areas as defined by the County shall be compacted by hand steel troweling with the dry cement/sand shake as ordered.
 - 3. The floor or slab shall be compacted to a smooth surface and the floating operation continued until sufficient mortar is brought to the surface to fill all voids. The surfaces shall be tested with a straight edge to detect high and low spots which shall be eliminated.
 - 4. Compaction shall be continued only until thorough densification is achieved and a small amount of mortar is brought to the surface. Excessive floating shall be avoided.
- C. After Paragraph 3.02 A and B procedures are accomplished, floors and slabs for particular conditions shall be completed as scheduled in one of the following finishes:

1. Wood float finish. Hand wood float, maintaining the surface tolerance to provide a grained, nonslip finish as approved.
 2. Broomed finish. Hand wood float maintaining the surface tolerance and then broom with a stiff bristle broom in the direction of drainage to provide a nonslip finish as approved.
 3. Steel trowel finish. Hand steel trowel to a perfectly smooth, hard even finish free from high or low spots or other defects as approved.
- D. Floors, stair treads and platforms shall be given a floor hardener. Application shall be according to manufacturer's instructions.

3.03 APPROVAL OF FINISHES

- A. All concrete surfaces will be inspected during the finishing process by the County.
- B. Surfaces which, in the opinion of the County, are unsatisfactory shall be refinished or reworked until approved by the County.

END OF SECTION

**SUBSURFACE SOIL AND WATER TABLE
EXPLORATION FOR
"15TH STREET EAST AND
51ST AVENUE EAST INTERSECTION
IMPROVEMENTS,"
BRADENTON, FLORIDA**



Ardaman & Associates, Inc.

OFFICES

Orlando, 8008 S. Orange Avenue, Orlando, Florida 32809, Phone (407) 855-3860

Bartow, 1525 Centennial Drive, Bartow, Florida 33830, Phone (863) 533-0858

Cocoa, 1300 N. Cocoa Boulevard, Cocoa, Florida 32922, Phone (321) 632-2503

Fort Lauderdale, 3665 Park Central Boulevard North, Pompano Beach, Florida 33064, Phone (954) 969-8788

Fort Myers, 9970 Bavaria Road, Fort Myers, Florida 33913, Phone (239) 768-6600

Miami, 2608 W. 84th Street, Hialeah, Florida 33016, Phone (305) 825-2683

Port Charlotte, 740 Tamiami Trail, Unit 3, Port Charlotte, Florida 33954, Phone (941) 624-3393

Port St. Lucie, 460 NW Concourse Place Unit #1, Port St. Lucie, Florida 34986-2248, Phone (772) 878-0072

Sarasota, 78 Sarasota Center Blvd., Sarasota, Florida 34240, Phone (941) 922-3526

Tallahassee, 3175 West Tharpe Street, Tallahassee, Florida 32303, Phone (850) 576-6131

Tampa, 3925 Coconut Palm Drive, Suite 115, Tampa, Florida 33619, Phone (813) 620-3389

West Palm Beach, 2511 Westgate Avenue, Suite 10, West Palm Beach, Florida 33409, Phone (561) 687-8200

MEMBERS:

A.S.F.E.

American Concrete Institute

American Society for Testing and Materials

Florida Institute of Consulting Engineers



Ardaman & Associates, Inc.

Geotechnical, Environmental and
Materials Consultants

August 17, 2009

File No. 09-7259

TO: Manatee County Public Works Department
Highway Engineering Division
5502 33rd Avenue Drive West
Bradenton

Attention: Alidys Alicea Monsantos

SUBJECT: Subsurface Soil and Water Table Exploration for "15th Street East and 51st Avenue
East Intersection Improvements," Bradenton, Florida

Ladies and Gentlemen:


As requested, our firm has completed explorations and analysis of the subsurface soil and water table conditions at the subject site. This report will present the results of our exploration and our recommendations.


This report was prepared for the exclusive use of Manatee County and their consultants, for specific application to the subject site. Our services have been performed in accordance with generally-accepted engineering practices. No other warranty, expressed or implied, is made.

We appreciate the opportunity to be of your service. Please contact our office when we may be of further service or should you have any questions concerning this report.

Very truly yours,

ARDAMAN & ASSOCIATES, INC.


Jerry H. Kuehn, P.E.
Senior Project Engineer
Eng. Reg. No. 35557


Gary H. Schmidt, P.E.
Vice President
Eng. Reg. No. 12305

JHK/GHS:mh

09-7259.15th St & 51st Ave. Intersection.wpd

TABLE OF CONTENTS

1.0 SCOPE	1
2.0 FIELD EXPLORATION	1
3.0 LABORATORY TESTING	2
4.0 REVIEW OF U.S.D.A.-N.R.C.S. SOIL SURVEY	2
5.0 SEASONAL HIGH WATER TABLE	2
6.0 CLOSURE	3

APPENDIX - SOIL BORING, SAMPLING, TEST METHODS AND SOIL BORING LOGS

FIGURE 1 - TEST LOCATION PLAN

1.0 SCOPE

The scope of our services has included the following items:

1. Performing five (5) hand auger borings to determine the nature of the subsurface soils and existing water table levels.
2. Reviewing each soil sample obtained in our field exploration program by a geotechnical engineer in the laboratory for further investigation, classification and assignment of laboratory tests.
3. Analyzing the existing subsurface soil and drainage conditions to estimate the seasonal high water table.
4. Preparing this report to document the results of our field exploration program, engineering analyses and recommendations.

2.0 FIELD EXPLORATION

Our field exploration program included conducting five (5) hand auger borings. The number and location of the borings were determined by Manatee County Public Works.

The test locations are shown on the attached Figure 1. The test borings were located in the field by visual reference to available site landmarks. Test boring locations should be considered accurate only to the degree implied by the method used. Should more accurate locations be required, a registered land surveyor should be retained.

The hand auger borings were performed to determine the existing water table and subsurface soil conditions to a maximum depth of 6.0 feet below the existing ground surface. The methods and equipment used in the borings are described in the Appendix of this report. The soil profiles and water table depths encountered at the time of this exploration are shown on the soil boring logs in the Appendix.



3.0 LABORATORY TESTING

Samples obtained during our field exploration program were thoroughly examined in our laboratory to obtain an accurate definition of the soil profile. No additional testing was deemed necessary. The soils have been visually classified in general compliance with the Unified Soil Classification System (ASTM D-2487) by a geotechnical engineer.

4.0 REVIEW OF U.S.D.A.-N.R.C.S. SOIL SURVEY

The United States Department of Agriculture, Natural Resources Conservation Service (NRCS) "Soil Survey of Manatee County, Florida" (issued 1983) indicates the predominant surficial soil type at the site to be EauGallie fine sand, but transitioning to Delray complex soils near Boring Nos. 1 and 2. The NRCS indicates the seasonal high water table to be at a depth in the range of 0.0 to 1.0 foot below the ground surface for both of these soil types. Our site-specific estimates of the seasonal high water table will be presented in the following Section 5.0 of this report.

5.0 SEASONAL HIGH WATER TABLE

Seasonal high water tables reported in the NRCS Soil Survey are based primarily upon a natural condition, without fill or drainage improvements. In addition, the NRCS defines the water table as the top of the saturated zone. Due to capillary rise, this may be a few to several inches higher (shallower) than the actual water table, which is defined in geotechnical engineering practice as the water level at which water stands in an open bore hole that just penetrates below the water table (i.e., the level at which the water is at atmospheric pressure).

The subject site area has had a significant amount of development and redevelopment since the time of the 1983 NRCS Soil Survey. The soil borings indicate that this has likely included some



disturbance of the soils and some addition of fill materials, at least at some of the boring locations. Considering the above, the seasonal high water table may be at a greater depth below the existing ground surface, than what is indicated by the NRCS.

The seasonal high water table was estimated at each of our test locations, based upon our review of the NRCS Soil Survey and our field explorations. The existing ground surface, existing water table and estimated seasonal high water table for each location are summarized in the following table.

Boring No.	Existing Water Table Elev. (feet, NGVD)	Seasonal High Water Table Elev. (feet, NGVD)
1	4.7	3.2
2	5.0	3.5
3	3.7	2.3
4	4.8	3.2
5	4.2	2.7

6.0 CLOSURE

The analyses and recommendations submitted in this report are based upon the results of subsurface borings performed at the locations indicated on the attached Figure1. This report does not reflect any variations which may occur between the borings. While the borings are representative of the subsurface conditions at the respective locations and for their respective vertical reaches, local variations characteristic of the subsurface materials of the region are anticipated and may be encountered.

The boring logs and related information are based upon the driller's logs and visual examination of selected samples in the laboratory. The delineation between soil types shown on the logs is approximate, and the description represents our interpretation of the subsurface conditions at the designated boring location on the particular date drilled. The absence of a water table listed on a boring log does not indicate that the water table is not within the boring depth, unless expressly stated so.

APPENDIX

SOIL BORING, SAMPLING AND TESTING METHODS

Hand Auger Borings

Hand auger borings are used, if soil conditions are favorable, when the soil strata are to be determined within a shallow (approximately 5 to 9 feet) depth or when access is not available to power drilling equipment. A 3-inch diameter, hand bucket auger with a cutting head is simultaneously turned and pressed into the ground. The bucket auger is retrieved to the surface at approximately 6-inch intervals and its contents emptied for inspection. The soil sample so obtained is classified and representative samples put in bags or jars and transported to the laboratory for further classification and testing.

Soil Spoon Sampler

The soil spoon sampler is used when a more accurate definition of the shallow soil stratification/coloration is desired. A 1-inch diameter, spoon-type probe is pressed or driven into the soil by hand. The probe is retrieved to the surface at approximately 12-inch to 24-inch intervals (depending on the spoon length and soil conditions) and its contents inspected and classified. This method avoids most of the soil disturbance that occurs with auger or hand auger sampling. The total sampling depth is typically limited to 2 to 3 feet below the ground surface, depending upon soil and water table conditions.

Laboratory Test Methods

Soil samples returned to our laboratory are examined by a geotechnical engineer or geotechnician to obtain more accurate descriptions of the soil strata. Laboratory testing is performed on selected samples as deemed necessary to aid in soil classification and to further define engineering properties of the soils. The test results are presented on the soil boring logs at the depths at which the respective sample was recovered, except that grain size distributions or selected other test results may be presented on separate tables, figures or plates as described in this report. The soil descriptions shown on the logs are based upon a visual-manual classification procedure in general accordance with the Unified Soil Classification System (ASTM D-2488-84) and standard practice. Following is a list of abbreviations which may be used on the boring logs or elsewhere in this report.

- 200 - Fines Content (percent passing the No. 200 sieve); ASTM D-1140
- DD - Dry Density of Undisturbed Sample; ASTM D-2937
- Gs - Specific Gravity of Soil; ASTM D-854
- k - Hydraulic Conductivity (Coefficient of Permeability)
- LL - Liquid Limit; ASTM D-423
- OC - Organic Content; ASTM D-2977
- pH - pH of Soil; ASTM D-2976
- PI - Plasticity Index (LL-PL); ASTM D-424
- PL - Plastic Limit; ASTM D-424
- Qp - Unconfined Compressive Strength by Pocket Penetrometer;
- Qu - Unconfined Compressive Strength; ASTM D-2166 (soil), D-2938 (rock)
- SL - Shrinkage Limit; ASTM D-427
- USCS - Unified Soil Classification System; ASTM D-2487, D-2488
- w - Water (Moisture) Content; ASTM D-2216

BORING LOCATION: see Figure 1

CLIENT: Manatee County Public Works Dept.
PROJECT: 15th St. East & 51st Ave. East
LOCATION: Bradenton, Florida

DATE DRILLED: 8/13/09 START: FINISH:





GROUND SURFACE ELEVATION:

WATER TABLE DEPTH: 4.7 TIME: DATE: 8/13/09

DRILL CREW: DP/MO

LOGGED BY: DP

DRILL MAKE & MODEL: _____ BIT: 3.5" bucket auger DRILLING RODS: _____
DRILLING METHOD: soil spoon top 2', then hand auger WEATHER CONDITIONS: _____

DEPTH, FT.	SPT N-VALUE	SAMPLE NO.	GRAPHIC LOG	USCS	SOIL DESCRIPTION	WATER CONTENT (%)	PERCENT FINES	ORGANIC CONTENT	LIQUID LIMIT	PLAST. INDEX
0		1		SP-SM	dark gray fine sand with silt & organics					
1		2		SP	brown fine sand with organics					
2		3		SP	pale brown fine sand					
3										
4		4		SP	dark brown fine sand					
5										
6					end of boring					
7										

BORING LOCATION: see Figure 1

CLIENT: Manatee County Public Works Dept.
PROJECT: 15th St. East & 51st Ave. East
LOCATION: Bradenton, Florida

DATE DRILLED: 8/13/09 START: FINISH:




GROUND SURFACE ELEVATION:

WATER TABLE DEPTH: 5.0 TIME: DATE: 8/13/09

DRILL CREW: DP/MO

LOGGED BY: DP

DRILL MAKE & MODEL: _____ BIT: 3.5" bucket auger DRILLING RODS: _____
DRILLING METHOD: soil spoon top 2', then hand auger WEATHER CONDITIONS: _____

DEPTH, FT.	SPT N-VALUE	SAMPLE NO.	GRAPHIC LOG	USCS	SOIL DESCRIPTION	WATER CONTENT (%)	PERCENT FINES	ORGANIC CONTENT	LIQUID LIMIT	PLAST. INDEX
0		1		SP-SM	dark gray fine sand with silt & organics					
1		2		SP	gray to light gray fine sand					
2										
3										
4										
5		3		SP-SM	brown fine sand with silt					
6					end of boring					
7										

BORING LOCATION: see Figure 1

CLIENT: Manatee County Public Works Dept.

DATE DRILLED: 8/13/09 START:

FINISH:

PROJECT: 15th St. East & 51st Ave. East

GROUND SURFACE ELEVATION:

LOCATION: Bradenton, Florida










WATER TABLE DEPTH: 3.7 TIME:

DATE: 8/13/09

DRILL CREW: DP/MO

LOGGED BY: DP

DRILL MAKE & MODEL: _____ BIT: 3.5" bucket auger DRILLING RODS: _____
DRILLING METHOD: soil spoon top 2', then hand auger WEATHER CONDITIONS: _____

DEPTH, FT.	SPT N-VALUE	SAMPLE NO.	GRAPHIC LOG	USCS	SOIL DESCRIPTION	WATER CONTENT (%)	PERCENT FINES	ORGANIC CONTENT	LIQUID LIMIT	PLAST. INDEX
0		1		SP	brown fine sand with roots					
		2								
1		3		SP-SM	dark gray fine sand with silt					
		4		SP	light gray fine sand					
2										
				SP-SM	dark brown fine sand with silt					
3				SP	brown fine sand					
4				SP	pale brown fine sand					
5				SP	brown fine sand					
6					end of boring					
7										

BORING LOCATION: see Figure 1

CLIENT: Manatee County Public Works Dept.
PROJECT: 15th St. East & 51st Ave. East
LOCATION: Bradenton, Florida

DATE DRILLED: 8/13/09 START: FINISH:
GROUND SURFACE ELEVATION:
WATER TABLE DEPTH: 4.8 TIME: DATE: 8/13/09

DRILL CREW: DP/MO LOGGED BY: DP

DRILL MAKE & MODEL: BIT: 3.5" bucket auger DRILLING RODS:
DRILLING METHOD: soil spoon top 2', then hand auger WEATHER CONDITIONS:

DEPTH, FT.	SPT N-VALUE	SAMPLE NO.	GRAPHIC LOG	USCS	SOIL DESCRIPTION	WATER CONTENT (%)	PERCENT FINES	ORGANIC CONTENT	LIQUID LIMIT	PLAST. INDEX
0		1		SP	brown fine sand with roots (trace shell)					
1		2		SP	brown fine sand with shell					
1		3		SP	brown fine sand (trace shell)					
2										
3										
4		4		SP-SM	dark brown fine sand with silt					
5		5		SP-SM	dark brown fine sand with silt & shell					
6					end of boring					
7										

BORING LOCATION: see Figure 1

CLIENT: Manatee County Public Works Dept.
PROJECT: 15th St. East & 51st Ave. East
LOCATION: Bradenton, Florida

DATE DRILLED: 8/13/09 START: FINISH:






GROUND SURFACE ELEVATION:


WATER TABLE DEPTH: 4.2 TIME: DATE: 8/13/09

DRILL CREW: DP/MO

LOGGED BY: DP

DRILL MAKE & MODEL: _____ BIT: 3.5" bucket auger DRILLING RODS: _____
DRILLING METHOD: soil spoon top 2', then hand auger WEATHER CONDITIONS: _____

DEPTH, FT.	SPT N-VALUE	SAMPLE NO.	GRAPHIC LOG	USCS	SOIL DESCRIPTION	WATER CONTENT (%)	PERCENT FINES	ORGANIC CONTENT	LIQUID LIMIT	PLAST. INDEX
0		1		SP	brown fine sand					
1		2		SP	brown fine sand with shell					
2										
3				SP-SM	dark brown fine sand with silt & shell					
4				SP	brown fine sand with shell & asphalt fragments					
5				SP	pale brown fine sand					
6					end of boring					
7										



SCALE: NTS

● TEST BORING LOCATIONS

Base Aerial Image By: Others

Ardaman & Associates, Inc.
 Geotechnical, Environmental and
 Materials Consultants

*Test Locations
 Intersection
 15th St. E. & 51st Ave. E.
 Manatee County, Florida*

DRAWN BY: KGS	CHECKED BY:	DATE: 8/14/09
FILE NO. 09-7259	APPROVED BY: <i>[Signature]</i>	FIGURE: 1

**REPORT OF THE
SUBSURFACE SOIL INVESTIGATION**

**PROPOSED PEDESTRIAN BRIDGE
53RD AVENUE
MANATEE COUNTY, FLORIDA**

October 4, 2011

Manatee County Government
Project Management Division
1022 - 26th Avenue East
Bradenton, Florida 34208

Attention: Mr. Vincent A. Canna
Senior Engineering Specialist

**RE: Report of the Subsurface Soil Investigation
Proposed Pedestrian Bridge on 53rd Avenue
15th Street E. - 301 Blvd. - US 41/53rd Ave. E. Project
Manatee County, Florida
Our File: DES 116828
Work Assignment #22
IFAS # W1100281**

Dear Mr. Canna:

In accordance with your request and subsequent authorization, **DRIGGERS ENGINEERING SERVICES, INC.** has completed the subsurface soil investigation for the planned pedestrian bridge structure. Presented herein are the results of our field and laboratory studies together with recommendations for subgrade preparation and foundation design.

GEOTECHNICAL INVESTIGATION

SOIL BORINGS - To identify subsurface soil and groundwater conditions at the proposed bridge abutments, a single Standard Penetration Test boring was conducted at each abutment. The borings were advanced to depths of 20 to 30 feet below grade. The borings were positioned in the field by our geotechnician with reference to existing site features utilizing the site plan provided for our use. The boring locations are considered approximate since they were not precisely surveyed.

The Standard Penetration method of sampling and testing provides soil samples to be returned to the laboratory for examination by the project engineer and assignment of laboratory testing. The method also provides Standard Penetration resistance data reflective of the strength and bearing capability of the soils penetrated. Note that the upper 6 feet of each boring was advanced utilizing hand auger equipment as a precaution against encountering unidentified buried utility lines. A Durham Geo hand cone penetrometer was used in advance of the hand auger to provide a measure of the relative density or consistency of the soils penetrated.

The results of the test borings are included in the report appendix. The boring logs provide visual and estimated Unified Soil Classification with depth. Penetration resistance values versus depth are also graphically illustrated on the boring logs. Attached is a brief description of this method of sampling and testing.

LABORATORY CLASSIFICATION TESTING - To aid in evaluation of the engineering characteristics of representative soil samples, a limited program of laboratory classification testing was conducted. Specifically, two (2) Atterberg Limits determinations and four (4) grain size or sieve analyses were performed. The results of the testing are included in the report attachments.

INDICATED SUBSURFACE CONDITIONS

SOIL CONDITIONS - The test borings have identified a surficial unit of fine sand with variable silt, clay and organic fines content to a depth of about 14 feet at boring location B-1 and 12 feet in boring B-2. The sandy soils comprise the SP, SP-SM and SM Unified soil classifications. Penetration resistance data revealed predominantly very loose to medium dense fine sands. Beneath the sands the borings sampled hard clays and silts and limestone to the termination depth of some of the borings.

GROUNDWATER CONDITIONS - At the time of our field investigation, groundwater was recorded about 4.0 to 5.9 feet below grade. It should be recognized that the current investigation took place during a period of frequent rainfall. Accordingly, we would expect groundwater to vary somewhat based upon rainfall intensity as well as the water level in the ditch.

GEOTECHNICAL EVALUATION

BRIDGE STRUCTURES - Based upon the information provided, the pedestrian bridge will be a 55 foot long, prefabricated, aluminum structure supported by concrete end abutments. Based on experience with similar construction, we anticipate that the abutments would be subjected to maximum compression loads of less than 50 kips each.

FOUNDATION CONDITIONS - It is our understanding that the pedestrian bridge structure will be supported by a shallow foundation system. The foundations will likely be embedded at least a few feet below grade to provide resistance against sliding and uplift forces.

As can be seen from the boring logs, predominantly very loose to loose sandy deposits should be present at the base of the foundation excavations. Based on results of the soil borings, the foundations may be designed based upon an allowable soil bearing pressure of up to 1,500 pounds per square foot. With proper subgrade preparation, it is anticipated that total abutment settlements will be on the order of 0.5 to 0.75 inches. Since the source of the settlement is compression of fine sands within the depth of significant stress influence from the structural loads, the settlement should occur relatively rapidly in response to fill placement or the first application of the structural dead loads. The following section provides detailed subgrade preparation and inspection recommendations.

As discussed previously, we anticipate that the foundations may be required to resist uplift and/or sliding forces. The following represents soil design parameters to be used in the preliminary sizing of the foundation elements.

Moist Unit Weight:	110 pcf
Buoyant Unit Weight:	60 pcf
Earth Pressure Coefficients:	$K_a = 0.3$ (active)
	$K_p = 3.0$ (passive)
Coefficient of Sliding Friction:	$\text{Tan } \delta = 0.45$
(Concrete on compacted sand or gravel)	

The above parameters should also include an appropriate factor of safety when designing the foundation elements.

SUBGRADE PREPARATION - The bottom of the foundations should be inspected by a representative of the geotechnical engineer to identify potential deleterious materials that may warrant over-excavation and replacement. Following any necessary removal and replacement the, backfill soils or subgrade will necessitate a program of vibratory compaction in order to produce a densified sand zone below the footing. Compaction should continue until a density of no less than 95% of the Modified Proctor maximum dry density (ASTM D-1557) is achieved for each lift of potential backfill soils as well as the at the base of the foundation elevation.

CONSTRUCTION CONSIDERATIONS - As discussed previously depending upon the foundation depth and groundwater levels at the time of construction, the contractor should be made aware of the possible need for dewatering to maintain the excavations in a drained condition. Depending on the ultimate depth of excavation, the dewatering may be able to be accomplished through the use of a pumped sump. To help facilitate collection of seepage, it may also be beneficial to include a gravel drainage blanket at the base of the excavation. Where incorporated, the drainage blanket should consist of FDOT No. 89 grading to help prevent migration of soils into the gravel material.


DEEP FOUNDATION ALTERNATIVE - While not considered necessary, deep foundations (piles) could also be utilized for foundation support. This would be particularly attractive considering the relatively shallow depth to the hard clays and silts and the protection deep foundations would provide should potential erosion of the ditch banks be a design consideration. If deep foundations are considered, treated timber piling having a minimum tip diameter of 8 inches and a butt diameter of not less than 10 inches should be capable of developing an axial compressive resistance of up to 20 tons when driven to virtual refusal into the hard silts and clay deposits. Based upon the above capacities, we would not anticipate the need for load testing provided the piles are driven to the proper resistance.

It is recommended that dynamic pile driving formulae, such as the Hiley formula, should be utilized for control of pile penetration. A representative of the geotechnical engineer should be present during pile installation to monitor pile penetration and resistance information. It must be recognized that the installation of driven piles will impart some vibration. Pre-drilling the upper soils can help to reduce some of the vibrations at the ground surface. A pre-construction survey of any neighboring structures and vibration monitoring during the initial pile driving operations are recommended.

DRIGGERS ENGINEERING SERVICES, INC. appreciates the opportunity to be of service to you on this project. Should you have any questions regarding the results of this investigation please do not hesitate to contact the undersigned at your convenience.

Respectfully submitted,
DRIGGERS ENGINEERING SERVICES, INC.

Nicholas T. Korecki
Nicholas T. Korecki, P.E.
Senior Geotechnical Engineer
FL Registration No. 45529



NTK-REP\116828

Copies submitted: (3)

APPENDIX

PLATE I - BORING LOCATION PLAN

STANDARD PENETRATION TEST BORING LOGS

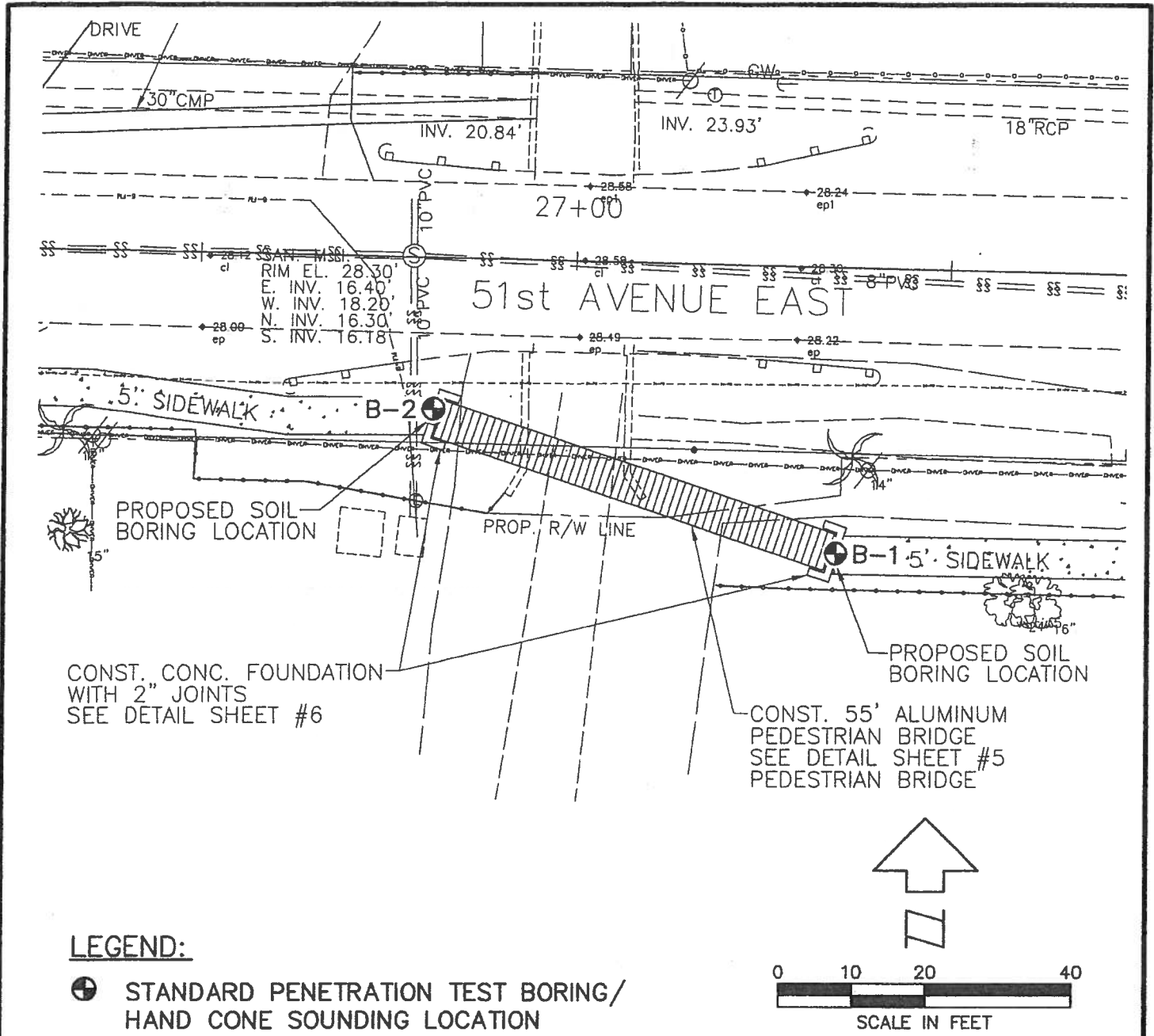
HAND AUGER BORING LOGS


SUMMARY OF LABORATORY TEST RESULTS

GRAINSIZE ANALYSES

METHOD OF TESTING

PLATE I - BORING LOCATION PLAN



SHEET TITLE	PREPARED BY
BORING LOCATION PLAN	 DRIGGERS ENGINEERING SERVICES, INCORPORATED
	SHEET NO.
PROJECT NAME	PLATE I
53rd AVENUE PEDESTRIAN BRIDGE MANATEE COUNTY, FLORIDA	

STANDARD PENETRATION TEST BORING LOGS



DRIGGERS ENGINEERING SERVICES INCORPORATED

Project No. DES 116828 BORING NO. B-1
 Project 53rd Avenue Pedestrian Bridge, Manatee County, Florida
 Location See Plate I Foreman J.R.
 Completion Date 31.5' Date 9/29/11 Depth To Water 4.0' Time _____ Date 9/29/11

DEPTH, FT	SYMBOL	SAMPLES	SOIL DESCRIPTION	BLOWS ON SAMPLER PER 6" OR PEN. STR.	STANDARD PENETRATION TEST BLOWS/FT. ON 2" O.D. SAMPLER-140 LB. HAMMER, 30" DROP				
					10	20	40	60	80
SURF. EL:									
0			Dark brown slightly silty Fine SAND (SP-SM) (A-3)						
			Dark brown slightly silty Fine SAND with trace of finely divided organic material (SP-SM) (A-3)						
			Tan and brown Fine SAND (SP) (A-3)						
5			Light brown Fine SAND (SP) (A-3)						
			Dark gray slightly silty Fine SAND (SP-SM) (A-3)	3/4/7					
			Medium dense brown silty, slightly clayey Fine SAND (SM) (A-2-4)	7/9/10					
10			Medium dense brown slightly silty Fine SAND (SP-SM) (A-3)	9/8/12					
			Medium dense brown to dark gray Fine SAND (SP) (A-3)	5/7/8					
			Hard grayish-green silty CLAY (CL) (A-7-6)	8/18/34					
15									
			Light grayish-green clayey LIMESTONE	21/50*	* 0.4' Penetration				
20									
				50*	* 0.2' Penetration				
25									
			Hard gray silty CLAY (CL) (A-7-6)	16/38/49					
30									

Remarks Borehole Grouted

Casing Length _____



DRIGGERS ENGINEERING SERVICES INCORPORATED

Project No. DES 116828

BORING NO. B-2

Project 53rd Avenue Pedestrian Bridge, Manatee County, Florida

Location See Plate I

Foreman J.R.

Completion

Depth 20.4'

Date 9/29/11

Depth To

Water 5.9'

Time _____

Date 9/29/11

DEPTH, FT	SYMBOL	SAMPLES	SOIL DESCRIPTION	BLOWS ON SAMPLER PER 6" OR PEN. STR.	STANDARD PENETRATION TEST BLOWS/FT. ON 2" O.D. SAMPLER-140 LB. HAMMER, 30" DROP				
					10	20	40	60	80
0			SURF. EL: Brown slightly silty Fine SAND (SP-SM) (A-3)						
			Brown and tan slightly silty Fine SAND (SP-SM) (A-3)						
			Brown Fine SAND (SP) (A-3)						
			Tan and light brown Fine SAND (SP) (A-3)						
5			Gray and brown slightly silty Fine SAND (SP-SM) (A-3)						
			Very loose brown and dark gray Fine SAND (SP) (A-3)	2/2/1					
			Very loose brown slightly silty Fine SAND (SP-SM) (A-3)	1/1/2					
10			Medium dense gray and light gray Fine SAND (SP) (A-3)	5/7/7					
			Hard light gray clayey SILT (ML) (A-4)	9/16/18					
15			Hard light grayish-green silty CLAY (CL) (A-7-6)	50*	* 0.3' Penetration				
			Gray clayey LIMESTONE						
20				50*	* 0.4' Penetration				
25									
30									

Remarks Borehole Grouted

Casing Length _____

HAND AUGER BORING LOGS

SUMMARY OF LABORATORY TEST RESULTS

SUMMARY OF LABORATORY TEST RESULTS

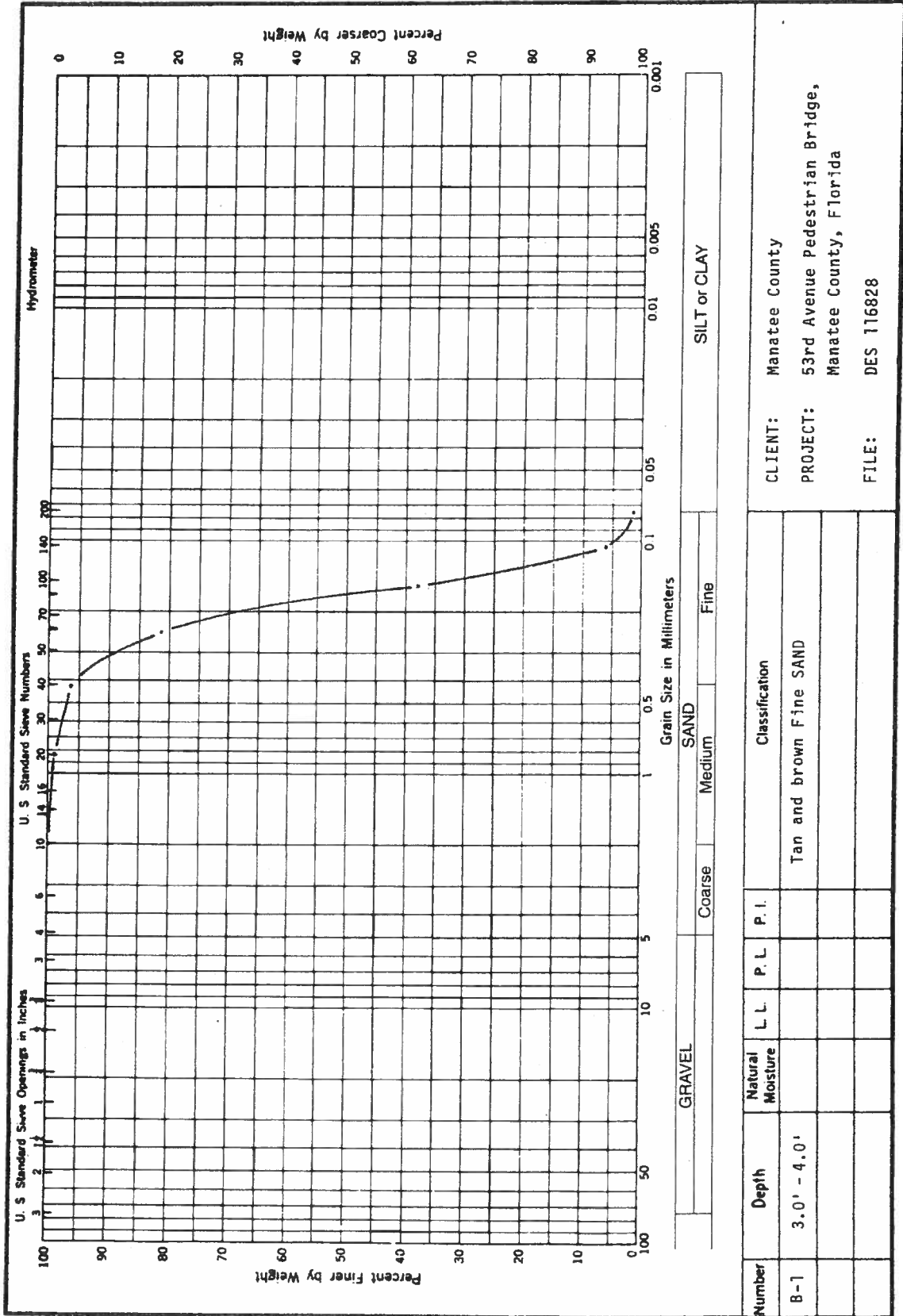
BORING NO.	DEPTH (ft)	DESCRIPTION	W %	V _d (pcf)	G _s	ATTERBERG LIMITS			P.P. (tsf)	U.C.	CON.	G.S. (%)	ORG. (%)	pH	Cl. (ppm)	SO ₄ (ppm)	RES. (ohm-cm)
						LL	PL	SL									
B-1	3.0-4.0	Tan and brown Fine SAND										*					
B-1	6.0-7.5	Brown silty, slightly clayey Fine SAND	15.3				NP	NP				*					
B-2	4.5-6.0	Gray and brown slightly silty Fine SAND										*					
B-2	12.0-13.5	Light gray clayey SILT	36.1				40	31				**	71.6				

w %	=	Water Content	=	Con.	Consolidation Test
v _d (pcf)	=	Dry Density	=	G.S. (+1)	Grainsize Analysis (Hydrometer)
i _s	=	Specific Gravity	=	ORG. (%)	Organic Content
L	=	Liquid Limit	=	Cl. (ppm)	Total Chloride
L	=	Plastic Limit	=	SO ₄ (ppm)	Total Sulfate
L	=	Shrinkage Limit	=	RES. (ohm-cm)	Lab Resistivity
.P. (tsf)	=	Pocket Penetrometer	=	*	Sec Test Curves
U.C.	=	Unconfined Compression	=	**	Percent Passing No. 200 Sieve

CLIENT: Manatee County
PROJECT: 53rd Avenue Pedestrian Bridge,
 Manatee County, Florida
FILE: DES 116828

GRAINSIZE ANALYSES

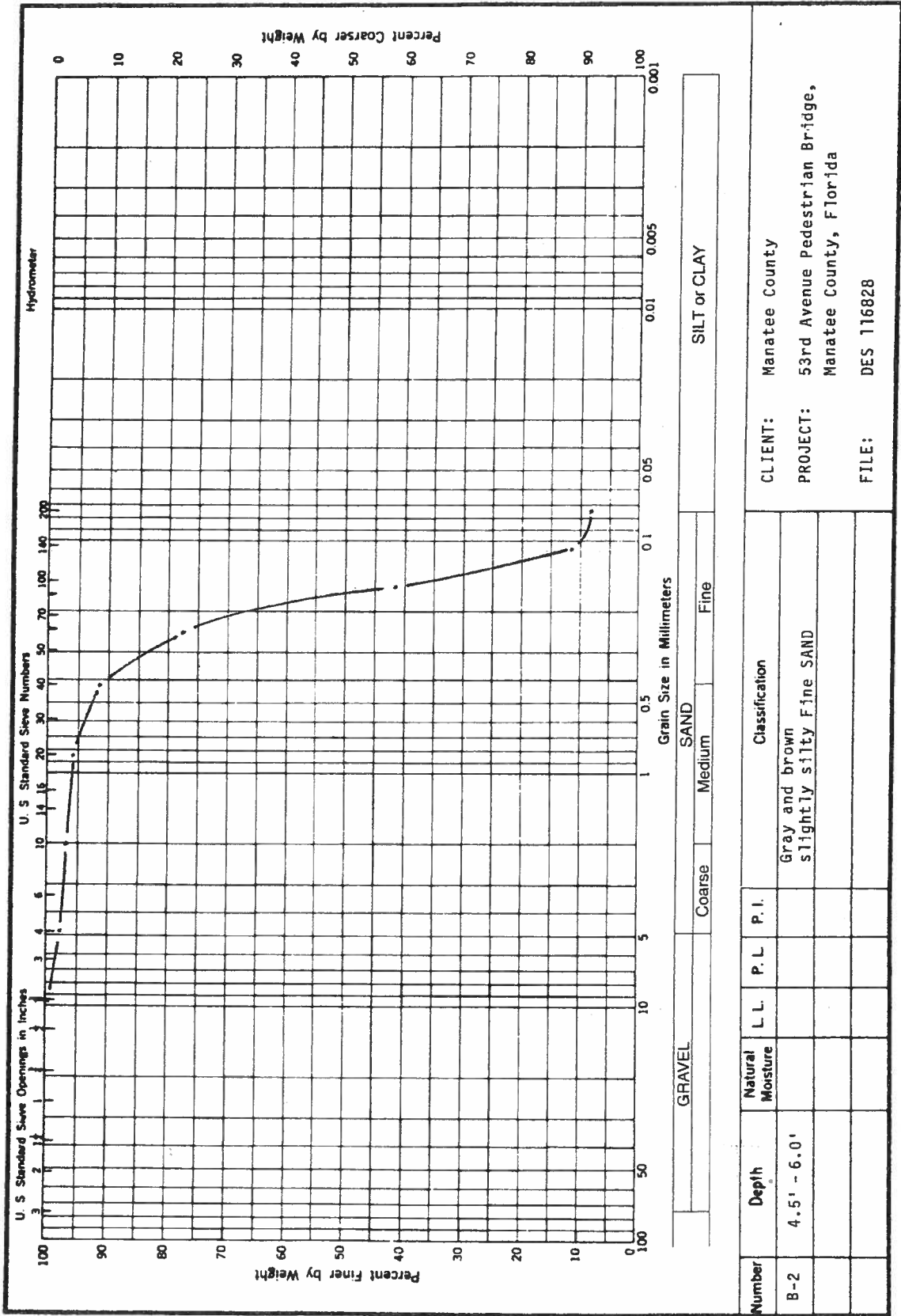
DRIGGERS ENGINEERING SERVICES, INC.



CLIENT: Manatee County
 PROJECT: 53rd Avenue Pedestrian Bridge,
 Manatee County, Florida
 FILE: DES 116828

Number	Depth	Natural Moisture	L L	P. L	P. I.	Classification
B-1	3.0' - 4.0'					Tan and brown Fine SAND

DRIGGERS ENGINEERING SERVICES, INC.



CLIENT: Manatee County
 PROJECT: 53rd Avenue Pedestrian Bridge, Manatee County, Florida
 FILE: DES 116828

Number	Depth	Natural Moisture	L.L.	P.L.	P.I.	Classification
B-2	4.5' - 6.0'					Gray and brown slightly silty fine SAND

METHOD OF TESTING

STANDARD PENETRATION TEST AND SOIL CLASSIFICATION

STANDARD PENETRATION TEST (ASTM D-1586)

In the Standard Penetration Test borings, a rotary drilling rig is used to advance the borehole to the desired test depth. A viscous drilling fluid is circulated through the drill rods and bit to stabilize the borehole and to assist in removal of soil and rock cuttings up and out of the borehole.

Upon reaching the desired test depth, the 2 inch O.D. split-barrel sampler or "split-spoon", as it is sometimes called, is attached to an N-size drill rod and lowered to the bottom of the borehole. A 140 pound hammer, attached to the drill string at the ground surface, is then used to drive the sampler into the formation. The hammer is successively raised and dropped for a distance of 30 inches using a rope and "cathead" assembly. The number of blows is recorded for each 6 inch interval of penetration or until virtual refusal is achieved. In the above manner, the samples are ideally advanced a total of 18 inches. The sum of the blows required to effect the final 12 inches of penetration is called the blowcount, penetration resistance or "N" value of the particular material at the sample depth.

After penetration, the rods and sampler are retracted to the ground surface where the core sample is removed, sealed in a glass jar and transported to the laboratory for verification of field classification and storage.

SOIL SYMBOLS AND CLASSIFICATION

Soil and rock samples secured in the field sampling operation were visually classified as to texture, color and consistency. The Unified Soil Classification was assigned to each soil stratum per ASTM D-2487. Soil classifications are presented descriptively and symbolically for ease of interpretation. The stratum identification lines represent the approximate boundary between soil types. In many cases, this transition may be gradual.

Consistency of the soil as to relative density or undrained shear strength, unless otherwise noted, is based upon Standard Penetration resistance values of "N" values and industry-accepted standards. "N" values, or blowcounts, are presented in both tabular and graphical form on each respective boring log at each sample interval. The graphical plot of blowcount versus depth is for illustration purposes only and does not warrant continuity in soil consistency or linear variation between sample intervals.

The borings represent subsurface conditions at respective boring locations and sample intervals only. Variations in subsurface conditions may occur between boring locations. Groundwater depths shown represent water depths at the dates and time shown only. The absence of water table information does not necessarily imply that groundwater was not encountered.



An Equal Opportunity Employer

Southwest Florida Water Management District

2379 Broad Street, Brooksville, Florida 34604-6899

(352) 796-7211 or 1-800-423-1476 (FL only)

TDD only: 1-800-231-6103 (FL only)

On the Internet at WaterMatters.org

Bartow Service Office
170 Century Boulevard
Bartow, Florida 33830-7700
(863) 534-1448 or
1-800-492-7862 (FL only)

Sarasota Service Office
6750 Fruitville Road
Sarasota, Florida 34240-9711
(941) 377-3722 or
1-800-320-3503 (FL only)

Tampa Service Office
7601 Highway 301 North
Tampa, Florida 33637-6759
(813) 985-7481 or
1-800-836-0797 (FL only)

- Todd Pressman**
Chair, Pinellas
- Ronald E. Oakley**
Vice Chair, Pasco
- Hugh M. Gramling**
Secretary, Hillsborough
- Sallie Parks**
Treasurer, Pinellas
- Carlos Beruff**
Manatee
- Bryan K. Beswick**
DeSoto
- Jennifer E. Closshey**
Hillsborough
- Neil Combee**
Polk
- Albert G. Joerger**
Sarasota
- Maritza Rovira-Forino**
Hillsborough
- H. Paul Senft, Jr.**
Polk
- Douglas B. Tharp**
Sumter
- Judith C. Whitehead**
Hernando

August 19, 2009

H. Wayne Roberts, P.E.
Manatee County Public Works
1022 26th Avenue East
Bradenton, FL 34208

Subject: **Project Evaluation - Project Exempt**

Project Name:	51st Avenue East Sidewalk at 15th Street
Inquiry Number:	EX 6441
County:	Manatee
Sec/Twp/Rge:	7,12/35S/17E
Latitude/Longitude:	N/A

Reference: Rule 40D-4.051 (13)(a), Florida Administrative Code, (F.A.C.)
Subsection 373.406(6), Florida Statutes, (F.S.)

Dear Mr. Roberts:

The District has reviewed the information you submitted for the project referenced above and has determined that an Environmental Resource Permit (ERP) **will not be required** for construction of approximately 1405 linear feet of sidewalk on the south side of 51st Avenue East east of 15th Street East and a pedestrian bridge over Bowles Creek which spans the creek. The creek has been deemed not sovereign in this location by the Division of State Lands Section of FDEP.

The information received by the District will be kept in the Sarasota Service Office to support the District's determination regarding your project. The District's determination that your project does not require an ERP is only applicable pursuant to the statutes and rules in effect at the time the information was submitted and may not be valid in the event subsequent changes occur in the applicable rules and statutes. Additionally, this notification does not mean that the District has determined that your project is permanently exempt from permitting requirements. Any subsequent change you make in the project's operation may necessitate further evaluation or permitting by the District. Therefore, you are advised to contact the District before beginning the project and before beginning any activity which is not specifically described in your submittal. Your timely pursuit of this activity is encouraged to avoid any potential rule changes that could affect your request.

This letter constitutes notice of Final Agency Action of the project listed above. A request for hearing must: (1) explain how the substantial interests of each person requesting the hearing will be affected by the District's action, or proposed action, (2) state all material facts disputed by the person requesting the hearing or state that there are no disputed facts, and (3) otherwise comply with Chapter 28-106, F.A.C. Copies of Sections 28-106.201 and 28-106.301, F.A.C. are enclosed for your reference. A request for hearing must be filed with (received by) the Agency Clerk of the District at the District's Brooksville address within 21 days of receipt of this notice. Receipt is deemed to be the fifth day after the date on which this notice is deposited in the United States mail.

RECEIVED

AUG 24 2009

PUBLIC WORKS
ENGINEERING DIVISION



*Scanned to
Proj. Filed
emailed*

Failure to file a request for hearing within this time period shall constitute a waiver of any right you or such person may have to request a hearing under Sections 120.569 and 120.57, F.S. Mediation pursuant to Section 120.573, F.S., to settle an administrative dispute regarding the District's action in this matter is not available.

Enclosed is a "Noticing Packet" that provides information regarding the District Rule 40D-1.1010, F.A.C., which addresses the notification of persons whose substantial interests may be affected by the District's action in this matter. The packet contains guidelines on how to provide notice of the District's action, and a notice that you may use.

If you have questions regarding this matter, please contact Daryl R. Flatt, P.E., at the Sarasota Service Office, extension 6508. For assistance with environmental concerns, please contact Clifford J. Ondercin, extension 6537. Please reference the Project Name and Inquiry Number in future communications concerning this project.

Sincerely,



Ross T. Morton, P.W.S., Director
Sarasota Regulation Department

RTM:DRF:CJO:dgp

Enclosures: Noticing Packet (42.00-046)
Rule 28-106.201 and 28-106.301. F.A.C.

cc: Inquiry No. EX 6441
Terri L. Behling, Southwest Florida Water Management District

**PART II HEARINGS INVOLVING
DISPUTED ISSUES OF MATERIAL FACT**

**PART III PROCEEDINGS AND HEARINGS NOT INVOLVING
DISPUTED ISSUES OF MATERIAL FACT**

28-106.201 Initiation of Proceedings.

- (1) Unless otherwise provided by statute, initiation of proceedings shall be made by written petition to the agency responsible for rendering final agency action. The term "petition" includes any document that requests an evidentiary proceeding and asserts the existence of a disputed issue of material fact. Each petition shall be legible and on 8 1/2 by 11 inch white paper. Unless printed, the impression shall be on one side of the paper only and lines shall be double-spaced.
- (2) All petitions filed under these rules shall contain:
 - (a) The name and address of each agency affected and each agency's file or identification number, if known;
 - (b) The name, address, and telephone number of the petitioner; the name, address, and telephone number of the petitioner's representative, if any, which shall be the address for service purposes during the course of the proceeding; and an explanation of how the petitioner's substantial interests will be affected by the agency determination;
 - (c) A statement of when and how the petitioner received notice of the agency decision;
 - (d) A statement of all disputed issues of material fact. If there are none, the petition must so indicate;
 - (e) A concise statement of the ultimate facts alleged, including the specific facts the petitioner contends warrant reversal or modification of the agency's proposed action;
 - (f) A statement of the specific rules or statutes the petitioner contends require reversal or modification of the agency's proposed action; and
 - (g) A statement of the relief sought by the petitioner, stating precisely the action petitioner wishes the agency to take with respect to the agency's proposed action.
- (3) Upon receipt of a petition involving disputed issues of material fact, the agency shall grant or deny the petition, and if granted shall, unless otherwise provided by law, refer the matter to the Division of Administrative Hearings with a request that an administrative law judge be assigned to conduct the hearing. The request shall be accompanied by a copy of the petition and a copy of the notice of agency action.
- (4) A petition shall be dismissed if it is not in substantial compliance with subsection (2) of this rule or it has been untimely filed. Dismissal of a petition shall, at least once, be without prejudice to petitioner's filing a timely amended petition curing the defect, unless it conclusively appears from the face of the petition that the defect cannot be cured.
- (5) The Agency shall promptly give written notice to all parties of the action taken on the petition, shall state with particularity its reasons if the petition is not granted, and shall state the deadline for filing an amended petition if applicable.

*Specific Authority 120.54(3), 120.54(5) FS.
Law Implemented 120.54(5), 120.569, 120.57 FS.
History—New 4-1-97, Amended 9-17-98.*

28-106.301 Initiation of Proceedings.

- (1) Initiation of a proceeding shall be made by written petition to the agency responsible for rendering final agency action. The term "petition" includes any document which requests a proceeding. Each petition shall be legible and on 8 1/2 by 11 inch white paper or on a form provided by the agency. Unless printed, the impression shall be on one side of the paper only and lines shall be double-spaced.
- (2) All petitions filed under these rules shall contain:
 - (a) The name and address of each agency affected and each agency's file or identification number, if known;
 - (b) The name, address, and telephone number of the petitioner; the name, address, and telephone number of the petitioner's representative, if any, which shall be the address for service purposes during the course of the proceeding; and an explanation of how the petitioner's substantial interests will be affected by the agency determination;
 - (c) A statement of when and how the petitioner received notice of the agency decision;
 - (d) A concise statement of the ultimate facts alleged, including the specific facts the petitioner contends warrant reversal or modification of the agency's proposed action;
 - (e) A statement of the specific rules or statutes the petitioner contends require reversal or modification of the agency's proposed action; and
 - (f) A statement of the relief sought by the petitioner, stating precisely the action petitioner wishes the agency to take with respect to the agency's proposed action.
- (3) If the petition does not set forth disputed issues of material fact, the agency shall refer the matter to the presiding officer designated by the agency with a request that the matter be scheduled for a proceeding not involving disputed issues of material fact. The request shall be accompanied by a copy of the petition and a copy of the notice of agency action.
- (4) A petition shall be dismissed if it is not in substantial compliance with subsection (2) of this Rule or it has been untimely filed. Dismissal of a petition shall, at least once, be without prejudice to petitioner's filing a timely amended petition curing the defect, unless it conclusively appears from the face of the petition that the defect cannot be cured.
- (5) The agency shall promptly give written notice to all parties of the action taken on the petition, shall state with particularity its reasons if the petition is not granted, and shall state the deadline for filing an amended petition if applicable.

*Specific Authority 120.54(5) FS.
Law Implemented 120.54(5), 120.569, 120.57 FS.
History—New 4-1-97, Amended 9-17-98.*



An Equal Opportunity Employer

Southwest Florida Water Management District

Bartow Service Office
170 Century Boulevard
Bartow, Florida 33830-7700
(863) 534-1448 or
1-800-492-7862 (FL only)
SUNCOM 572-6200

Lecanto Service Office
Suite 226
3600 West Sovereign Path
Lecanto, Florida 34461-8070
(352) 527-8131

2379 Broad Street, Brooksville, Florida 34604-6899
(352) 796-7211 or 1-800-423-1476 (FL only)
SUNCOM 628-4150 TDD only 1-800-231-6103 (FL only)
On the Internet at: WaterMatters.org

Sarasota Service Office
6750 Fruitville Road
Sarasota, Florida 34240-9711
(941) 377-3722 or
1-800-320-3503 (FL only)
SUNCOM 531-6900

Tampa Service Office
7601 Highway 301 North
Tampa, Florida 33637-6759
(813) 985-7481 or
1-800-836-0797 (FL only)
SUNCOM 578-2070

NOTICING PACKET PUBLICATION INFORMATION

PLEASE SEE THE REVERSE SIDE OF THIS NOTICE FOR A LIST OF FREQUENTLY ASKED QUESTIONS (FAQ)

The District's action regarding the issuance or denial of a permit, a petition or qualification for an exemption only becomes closed to future legal challenges from members of the public ("third parties"), if 1.) "third parties" have been properly notified of the District's action regarding the permit or exemption, and 2.) no "third party" objects to the District's action within a specific period of time following the notification.

Notification of "third parties" is provided through publication of certain information in a newspaper of general circulation in the county or counties where the proposed activities are to occur. Publication of notice informs "third parties" of their right to challenge the District's action. If proper notice is provided by publication, "third parties" have a 21-day time limit in which to file a petition opposing the District's action. A shorter 14-day time limit applies to District action regarding Environmental Resource Permits linked with an authorization to use Sovereign Submerged Lands. However, if no notice to "third parties" is published, there is no time limit to a party's right to challenge the District's action. The District has not published a notice to "third parties" that it has taken or intends to take final action on your application. If you want to ensure that the period of time in which a petition opposing the District's action regarding your application is limited to the time frames stated above, you may publish, at your own expense, a notice in a newspaper of general circulation. A copy of the Notice of Agency Action the District uses for publication and guidelines for publishing are included in this packet.

Guidelines for Publishing a Notice of Agency Action

1. Prepare a notice for publication in the newspaper. The District's Notice of Agency Action, included with this packet, contains all of the information that is required for proper noticing. However, you are responsible for ensuring that the form and the content of your notice comply with the applicable statutory provisions.
2. Your notice must be published in accordance with Chapter 50, Florida Statutes. A copy of the statute is enclosed.
3. Select a newspaper that is appropriate considering the location of the activities proposed in your application, and contact the newspaper for further information regarding their procedures for publishing.
4. You only need to publish the notice for one day.
5. Obtain an "affidavit of publication" from the newspaper after your notice is published.
6. Immediately upon receipt send the **ORIGINAL** affidavit to the District at the address below, for the file of record. **Retain a copy of the affidavit for your records.**

Southwest Florida Water Management District
Records and Data Supervisor
2379 Broad Street
Brooksville, Florida 34604-6899

Note: If you are advertising a notice of the District's proposed action, and the District's final action is different, publication of an additional notice may be necessary to prevent future legal challenges. If you need additional assistance, please contact us at ext. 4360, at the Brooksville number listed above. (Your question may be on the FAQ list).

Judith C. Whitehead
Chair, Hernando

Neil Combee
Vice Chair, Polk

Todd Pressman
Secretary, Pinellas

Jennifer E. Closshey
Treasurer, Hillsborough

Thomas G. Dabney
Sarasota

Patricia M. Glass
Manatee

Held B. McCree
Hillsborough

Sallie Parks
Pinellas

Talmadge G. "Jerry" Rice
Pasco

Maritza Rovira-Fornio
Hillsborough

Patsy C. Symons
DeSoto

David L. Moore
Executive Director

William S. Bilenky
General Counsel

NOTICE OF FINAL AGENCY ACTION BY

THE SOUTHWEST FLORIDA WATER MANAGEMENT DISTRICT

Notice is given that the District has granted an exemption from _____ pursuant to

(Permit Type)

_____ for activities on _____

(Title or Similar Reference)

(# of Acres)

to serve _____ known

(Type of Project)

as _____. The project is

(Project Name)

located in _____ County, Section(s) _____,

(County Name)

(Section)

Township _____ South, Range _____ East. The Exemption is granted to

(Township)

(Range)

_____, whose address is _____.

(Name)

(Address)

The Exemption no. is _____.

(Exemption #)

The file(s) pertaining to the project referred to above is available for inspection Monday through Friday except for legal holidays, 8:00 a.m. to 5:00 p.m., at the Southwest Florida Water Management District (District) _____.

(Address of District Office Issuing Exemption)

NOTICE OF RIGHTS

Any person whose substantial interests are affected by the District's action granting this exemption may request an administrative hearing in accordance with Sections 120.569 and 120.57, Florida Statutes (F.S.), and Chapter 28-106, Florida Administrative Code (F.A.C.), of the Uniform Rules of Procedure. A request for hearing must (1) explain how the substantial interests of each person requesting the hearing will be affected by the District's action, or final action; (2) state all material facts disputed by each person requesting the hearing or state that there are no disputed facts; and (3) otherwise comply with Chapter 28-106, F.A.C. A request for hearing must be filed with and received by the Agency Clerk of the District at the District's Brooksville address, 2379 Broad Street, Brooksville, FL 34604-6899 within 21 days of publication of this notice. Failure to file a request for hearing within this time period shall constitute a waiver of any right such person may have to request a hearing under Sections 120.569 and 120.57, F.S.

Because the administrative hearing process is designed to formulate final agency action, the filing of a petition means that the District's final action may be different from the position taken by it in this notice of final agency action. Persons whose substantial interests will be affected by any such final decision of the District on the application have the right to petition to become a party to the proceeding, in accordance with the requirements set forth above.

Mediation pursuant to Section 120.573, F.S., to settle an administrative dispute regarding the District's final action in this matter is not available prior to the filing of a request for hearing.

NAME OF NEWSPAPER
Published (Weekly or Daily)
(Town or City) (County) FLORIDA

STATE OF FLORIDA
COUNTY OF _____:

Before the undersigned authority personally appeared _____, who on oath says that he or she is _____ of the _____, a _____ newspaper published at _____ in _____ County, Florida; that the attached copy of advertisement, being a _____ in the matter of _____ in the _____ Court, was published in said newspaper in the issues of _____.

Affiant further says that the said _____ is a newspaper published at _____, in said _____ County, Florida, and that the said newspaper has heretofore been continuously published in said _____ County, Florida, each _____ and has been entered as 1st second-class mail matter at the post office in _____, in said _____ County, Florida, for a period of 1 year next preceding the first publication of the attached copy of advertisement; and affiant further says that he or she has neither paid nor promised any person, firm or corporation any discount, rebate, commission or refund for the purpose of securing this advertisement for publication in the said newspaper. Sworn to and subscribed before me this _____ day of _____, 19____, by _____, who is personally known to me or who has produced (type of identification) as identification.

(Signature of Notary Public) _____

(Print, Type, or Stamp Commissioned Name of Notary Public) _____

(Notary Public) _____

History.-s. 2, ch. 19290, 1939; CGL 1940 Supp. 4668(2); s. 6, ch. 67-254; s. 1, ch. 93-62; s. 291, ch. 95-147.

Note.¥Redesignated as "Periodicals" by the United States Postal Service, *see* 61 F.R. 10123-10124, March 12, 1996.

Note.-Former s. 49.05.

50.061 Amounts chargeable.¥

(1) The publisher of any newspaper publishing any and all official public notices or legal advertisements shall charge therefore the rates specified in this section without rebate, commission or refund.

(2) The charge for publishing each such official public notice or legal advertisement shall be 70 cents per square inch for the first insertion and 40 cents per square inch for each subsequent insertion, except that:

(a) In all counties having a population of more than 304,000 according to the latest official decennial census, the charge for publishing each such official public notice or legal advertisement shall be 80 cents per square inch for the first insertion and 60 cents per square inch for each subsequent insertion.

(b) In all counties having a population of more than 450,000 according to the latest official decennial census, the charge for publishing each such official public notice or legal advertisement shall be 95 cents per square inch for the first insertion and 75 cents per square inch for each subsequent insertion.

(3) Where the regular established minimum commercial rate per square inch of the newspaper publishing such official public notices or legal advertisements is in excess of the rate herein stipulated, said minimum commercial rate per square inch may be charged for all such legal advertisements or official public notices for each insertion, except that a governmental agency publishing an official public notice or legal advertisement may procure publication by soliciting and accepting written bids from newspapers published in the county, in which case the specified charges in this section do not apply.

(4) All official public notices and legal advertisements shall be charged and paid for on the basis of 6-point type on 6-point body, unless otherwise specified by statute.

(5) Any person violating a provision of this section, either by allowing or accepting any rebate, commission, or refund, commits a misdemeanor of the second degree, punishable as provided in s. 775.082 or s. 775.083.

(6) Failure to charge the rates prescribed by this section shall in no way affect the validity of any official public notice or legal advertisement and shall not subject same to legal attack upon such grounds.

History.-s. 3, ch. 3022, 1877; RS 1298; GS 1729; RGS 2944; s. 1, ch. 12215, 1927; CGL 4668; ss. 1, 2, 2A, 2B, ch. 20264, 1941; s. 1, ch. 23663, 1947; s. 1, ch. 57-160; s. 1, ch. 63-50; s. 1, ch. 65-569; s. 6, ch. 67-254; s. 15, ch. 71-136; s. 35, ch. 73-332; s. 1, ch. 90-279.

Note.¥Former s. 49.06.

50.071 Publication costs; court docket fund.¥

(1) There is established in Broward, Dade, and Duval Counties a court docket fund for the purpose of paying the cost of the publication of the fact of the filing of any civil case in the circuit court in those counties by their counties by their style and of the calendar relating to such cases. A newspaper qualified under the terms of s. 50.011 shall be designated as the record newspaper for such publication by an order of a majority of the judges in the judicial circuit in which the subject county is located and such order shall be filed and recorded with the clerk of the circuit court for the subject county. The court docket fund shall be funded by a service charge of \$1 added to the filing fee for all civil actions, suits, or proceedings filed in the circuit court of the subject county. The clerk of the circuit court shall maintain such funds separate and apart, and the aforesaid fee shall not be diverted to any other fund or for any purpose other than that established herein. The clerk of the circuit court shall dispense the fund to the designated record newspaper in the county on a quarterly basis. The designated record newspaper may be changed at the end of any fiscal year of the county by a majority vote of the judges of the judicial circuit of the county so ordering 30 days prior to the end of the fiscal year, notice of which order shall be given to the previously designated record newspaper.

(2) The board of county commissioners or comparable or substituted authority of any county in which a court docket fund is not specifically established in subsection (1) may, by local ordinance, create such a court docket fund on the same terms and conditions as established in subsection (1).

(3) The publishers of any designated record newspapers receiving the court docket fund established in subsection (1) shall, without charge, accept legal advertisement for the purpose of service of process by publication under s. 49.011(4), (10), and (11) when such publication is required of persons authorized to proceed as insolvent and poverty-stricken persons under s. 57.081.

History.-s. 1, ch. 75-206.



An Equal Opportunity Employer

Southwest Florida Water Management District

2379 Broad Street, Brooksville, Florida 34604-6899

(352) 796-7211 or 1-800-423-1476 (FL only)

TDD only: 1-800-231-6103 (FL only)

On the Internet at WaterMatters.org

Bartow Service Office
170 Century Boulevard
Bartow, Florida 33830-7700
(863) 534-1448 or
1-800-492-7862 (FL only)

Sarasota Service Office
6750 Fruitville Road
Sarasota, Florida 34240-9711
(941) 377-3722 or
1-800-320-3503 (FL only)

Tampa Service Office
7601 Highway 301 North
Tampa, Florida 33637-6759
(813) 985-7481 or
1-800-836-0797 (FL only)

Todd Pressman
Chair, Pinellas

Ronald E. Oakley
Vice Chair, Pasco

Hugh M. Gramling
Secretary, Hillsborough

Sallie Parks
Treasurer, Pinellas

Carlos Beruff
Manatee

Bryan K. Beswick
DeSoto

Jennifer E. Closshey
Hillsborough

Neil Combee
Polk

Albert G. Joerger
Sarasota

Maritza Rovira-Forino
Hillsborough

H. Paul Senft, Jr.
Polk

Douglas B. Tharp
Sumter

Judith C. Whitehead
Hernando

David L. Moore
Executive Director

William S. Bilenky
General Counsel

September 23, 2009

Sia Mollanazar, P.E.
Manatee County Public Works
1022 26th Avenue East
Bradenton, FL 34208

Subject: **Project Evaluation - Permit Not Required**
Project Name: 51st Avenue East @ 15th Street East - Intersection Improvements
Inquiry Number: EX 6559
County: Manatee
Sec/Twp/Rge: 7/35S/17E and 12/35S/18E
Latitude/Longitude: 27° 27' 06.61" / 82° 32' 48.00"

Reference: Rule 40D-4.041, Florida Administrative Code, (F.A.C.)
Subsection 373.406(6), Florida Statutes, (F.S.)

Dear Mr. Mollanazar:

The District has reviewed the information you submitted for the project referenced above and has determined that an Environmental Resource Permit (ERP) **will not be required** for the intersection improvements at 51st Avenue East and 15th Street East as shown on the plans. The activities are exempt from permitting pursuant Chapter 40D-4.051(13)(b), F. A. C.

The information received by the District will be kept in the Sarasota Service Office to support the District's determination regarding your project. The District's determination that your project does not require an ERP is only applicable pursuant to the statutes and rules in effect at the time the information was submitted and may not be valid in the event subsequent changes occur in the applicable rules and statutes. Additionally, this notification does not mean that the District has determined that your project is permanently exempt from permitting requirements. Any subsequent change you make in the project's operation may necessitate further evaluation or permitting by the District. Therefore, you are advised to contact the District before beginning the project and before beginning any activity which is not specifically described in your submittal. Your timely pursuit of this activity is encouraged to avoid any potential rule changes that could affect your request.

This letter constitutes notice of Final Agency Action of the project listed above. A request for hearing must: (1) explain how the substantial interests of each person requesting the hearing will be affected by the District's action, or proposed action, (2) state all material facts disputed by the person requesting the hearing or state that there are no disputed facts, and (3) otherwise comply with Chapter 28-106, F.A.C. Copies of Sections 28-106.201 and 28-106.301, F.A.C. are enclosed for your reference. A request for hearing must be filed with (received by) the Agency Clerk of the District at the District's Brooksville address within 21 days of receipt of this notice. Receipt is deemed to be the fifth day after the date on which this notice is deposited in the United States mail.

RECEIVED
SEP 29 2009
PUBLIC WORKS
ENGINEERING DIVISION




Failure to file a request for hearing within this time period shall constitute a waiver of any right you or such person may have to request a hearing under Sections 120.569 and 120.57, F.S. Mediation pursuant to Section 120.573, F.S., to settle an administrative dispute regarding the District's action in this matter is not available.

Enclosed is a "Noticing Packet" that provides information regarding the District Rule 40D-1.1010, F.A.C., which addresses the notification of persons whose substantial interests may be affected by the District's action in this matter. The packet contains guidelines on how to provide notice of the District's action, and a notice that you may use.

If you have questions regarding this matter, please contact Daryl R. Flatt, P.E., at the Sarasota Service Office, extension 6508. Please reference the Project Name and Inquiry Number in future communications concerning this project.

Sincerely,



Ross T. Morten, P.W.S., Director
Sarasota Regulation Department

RTM:DRF:dgp

Enclosures: Noticing Packet (42.00-047)
Rule 28-106.201 and 28-106.301. F.A.C.

cc: Inquiry No. EX 6559
Sia Mollanazar, P.E., Manatee County Public Works
Terri L. Behling, Southwest Florida Water Management District



An Equal Opportunity Employer

Southwest Florida Water Management District

2379 Broad Street, Brooksville, Florida 34604-6899
(352) 796-7211 or 1-800-423-1476 (FL only)
SUNCOM 628-4150 TDD only 1-800-231-6103 (FL only)
On the Internet at: WaterMatters.org

Bartow Service Office
170 Century Boulevard
Bartow, Florida 33830-7700
(863) 534-1448 or
1-800-492-7862 (FL only)
SUNCOM 572-6200

Lecanto Service Office
Suite 226
3600 West Sovereign Path
Lecanto, Florida 34461-8070
(352) 527-8131

Sarasota Service Office
6750 Fruitville Road
Sarasota, Florida 34240-9711
(941) 377-3722 or
1-800-320-3503 (FL only)
SUNCOM 531-6900

Tampa Service Office
7601 Highway 301 North
Tampa, Florida 33637-6759
(813) 985-7481 or
1-800-836-0797 (FL only)
SUNCOM 578-2070

NOTICING PACKET PUBLICATION INFORMATION

PLEASE SEE THE REVERSE SIDE OF THIS NOTICE FOR A LIST OF FREQUENTLY ASKED QUESTIONS (FAQ)

The District's action regarding the issuance or denial of a permit, a petition or qualification for an exemption only becomes closed to future legal challenges from members of the public ("third parties"), if 1.) "third parties" have been properly notified of the District's action regarding the permit or exemption, and 2.) no "third party" objects to the District's action within a specific period of time following the notification.

Notification of "third parties" is provided through publication of certain information in a newspaper of general circulation in the county or counties where the proposed activities are to occur. Publication of notice informs "third parties" of their right to challenge the District's action. If proper notice is provided by publication, "third parties" have a 21-day time limit in which to file a petition opposing the District's action. A shorter 14-day time limit applies to District action regarding Environmental Resource Permits linked with an authorization to use Sovereign Submerged Lands. However, if no notice to "third parties" is published, there is no time limit to a party's right to challenge the District's action. The District has not published a notice to "third parties" that it has taken or intends to take final action on your application. If you want to ensure that the period of time in which a petition opposing the District's action regarding your application is limited to the time frames stated above, you may publish, at your own expense, a notice in a newspaper of general circulation. A copy of the Notice of Agency Action the District uses for publication and guidelines for publishing are included in this packet.

Guidelines for Publishing a Notice of Agency Action

1. Prepare a notice for publication in the newspaper. The District's Notice of Agency Action, included with this packet, contains all of the information that is required for proper noticing. However, you are responsible for ensuring that the form and **the** content of your notice comply with the applicable statutory provisions.
2. Your notice must be published in accordance with Chapter 50, Florida Statutes. A copy of the statute is enclosed.
3. Select a newspaper that is appropriate considering the location of the activities proposed in your application, and contact the newspaper for further information regarding their procedures for publishing.
4. You only need to publish the notice for one day.
5. Obtain an "affidavit of publication" from the newspaper after your notice is published.
6. Immediately upon receipt send the **ORIGINAL** affidavit to the District at the address below, for the file of record. **Retain a copy of the affidavit for your records.**

Southwest Florida Water Management District
Records and Data Supervisor
2379 Broad Street
Brooksville, Florida 34604-6899

Note: If you are advertising a notice of the District's proposed action, and the District's final action is different, publication of an additional notice may be necessary to prevent future legal challenges. If you need additional assistance, please contact us at ext. 4360, at the Brooksville number listed above. (Your question may be on the FAQ list).

Judith C. Whitehead
Chair, Hernando

Nell Combee
Vice Chair, Polk

Todd Pressman
Secretary, Pinellas

Jennifer E. Closshey
Treasurer, Hillsborough

Thomas G. Dabney
Sarasota

Patricia M. Glass
Manatee

Held B. McCree
Hillsborough

Sallie Parks
Pinellas

Talmadge G. "Jerry" Rice
Pasco

Maritza Rovira-Folino
Hillsborough

Patsy C. Symons
DeSoto

David L. Moore
Executive Director

William S. Bilenky
General Counsel

NOTICE OF FINAL AGENCY ACTION BY

THE SOUTHWEST FLORIDA WATER MANAGEMENT DISTRICT

Notice is given that the District has determined that no _____ is required on _____ acres to serve _____ known as _____. The project is located in _____ County, Section(s) _____ Township _____ South, Range _____ East. The permit inquiry was submitted by _____ whose address is _____. The permit inquiry No. is _____.

The file(s) pertaining to the project referred to above is available for inspection Monday through Friday except for legal holidays, 8:00 a.m. to 5:00 p.m., at the Southwest Florida Water Management District (District) _____.

NOTICE OF RIGHTS

Any person whose substantial interests are affected by the District's action may request an administrative hearing in accordance with Sections 120.569 and 120.57, Florida Statutes (F.S.), and Chapter 28-106, Florida Administrative Code (F.A.C.), of the Uniform Rules of Procedure. A request for hearing must (1) explain how the substantial interests of each person requesting the hearing will be affected by the District's action, or final action; (2) state all material facts disputed by each person requesting the hearing or state that there are no disputed facts; and (3) otherwise comply with Chapter 28-106, F.A.C. A request for hearing must be filed with and received by the Agency Clerk of the District at the District's Brooksville address, 2379 Broad Street, Brooksville, FL 34604-6899 within 21 days of publication of this notice. Failure to file a request for hearing within this time period shall constitute a waiver of any right such person may have to request a hearing under Sections 120.569 and 120.57, F.S.

Because the administrative hearing process is designed to formulate final agency action, the filing of a petition means that the District's final action may be different from the position taken by it in this notice of final agency action. Persons whose substantial interests will be affected by any such final decision of the District on the application have the right to petition to become a party to the proceeding, in accordance with the requirements set forth above.

Mediation pursuant to Section 120.573, F.S., to settle an administrative dispute regarding the District's final action in this matter is not available prior to the filing of a request for hearing.

NAME OF NEWSPAPER
Published (Weekly or Daily)
(Town or City) (County) FLORIDA

STATE OF FLORIDA
COUNTY OF _____:

Before the undersigned authority personally appeared _____, who on oath says that he or she is _____ of the _____, a _____ newspaper published at _____ in _____ County, Florida; that the attached copy of advertisement, being a _____ in the matter of _____ in the _____ Court, was published in said newspaper in the issues of _____.

Affiant further says that the said _____ is a newspaper published at _____, in said _____ County, Florida, and that the said newspaper has heretofore been continuously published in said _____ County, Florida, each _____ and has been entered as _____ second-class mail matter at the post office in _____, in said _____ County, Florida, for a period of 1 year next preceding the first publication of the attached copy of advertisement; and affiant further says that he or she has neither paid nor promised any person, firm or corporation any discount, rebate, commission or refund for the purpose of securing this advertisement for publication in the said newspaper. Sworn to and subscribed before me this _____ day of _____, 19____, by _____, who is personally known to me or who has produced (type of identification) as identification.

_____(Signature of Notary Public)_____

_____(Print, Type, or Stamp Commissioned Name of Notary Public)_____

_____(Notary Public)_____

History.-s. 2, ch. 19290, 1939; CGL 1940 Supp. 4668(2); s. 6, ch. 67-254; s. 1, ch. 93-62; s. 291, ch. 95-147.

¹Note.¥Redesignated as "Periodicals" by the United States Postal Service, *see* 61 F.R. 10123-10124, March 12, 1996.

Note.-Former s. 49.05.

50.061 Amounts chargeable.¥

(1) The publisher of any newspaper publishing any and all official public notices or legal advertisements shall charge therefore the rates specified in this section without rebate, commission or refund.

(2) The charge for publishing each such official public notice or legal advertisement shall be 70 cents per square inch for the first insertion and 40 cents per square inch for each subsequent insertion, except that:

(a) In all counties having a population of more than 304,000 according to the latest official decennial census, the charge for publishing each such official public notice or legal advertisement shall be 80 cents per square inch for the first insertion and 60 cents per square inch for each subsequent insertion.

(b) In all counties having a population of more than 450,000 according to the latest official decennial census, the charge for publishing each such official public notice or legal advertisement shall be 95 cents per square inch for the first insertion and 75 cents per square inch for each subsequent insertion.

(3) Where the regular established minimum commercial rate per square inch of the newspaper publishing such official public notices or legal advertisements is in excess of the rate herein stipulated, said minimum commercial rate per square inch may be charged for all such legal advertisements or official public notices for each insertion, except that a governmental agency publishing an official public notice or legal advertisement may procure publication by soliciting and accepting written bids from newspapers published in the county, in which case the specified charges in this section do not apply.

(4) All official public notices and legal advertisements shall be charged and paid for on the basis of 6-point type on 6-point body, unless otherwise specified by statute.

(5) Any person violating a provision of this section, either by allowing or accepting any rebate, commission, or refund, commits a misdemeanor of the second degree, punishable as provided in s. 775.082 or s. 775.083.

(6) Failure to charge the rates prescribed by this section shall in no way affect the validity of any official public notice or legal advertisement and shall not subject same to legal attack upon such grounds.

History.-s. 3, ch. 3022, 1877; RS 1298; GS 1729; RGS 2944; s. 1, ch. 12215, 1927; CGL 4668; ss. 1, 2, 2A, 2B, ch. 20264, 1941; s. 1, ch. 23663, 1947; s. 1, ch. 57-160; s. 1, ch. 63-50; s. 1, ch. 65-569; s. 6, ch. 67-254; s. 15, ch. 71-136; s. 35, ch. 73-332; s. 1, ch. 90-279.

Note.¥Former s. 49.06.

50.071 Publication costs; court docket fund.¥

(1) There is established in Broward, Dade, and Duval Counties a court docket fund for the purpose of paying the cost of the publication of the fact of the filing of any civil case in the circuit court in those counties by their counties by their style and of the calendar relating to such cases. A newspaper qualified under the terms of s. 50.011 shall be designated as the record newspaper for such publication by an order of a majority of the judges in the judicial circuit in which the subject county is located and such order shall be filed and recorded with the clerk of the circuit court for the subject county. The court docket fund shall be funded by a service charge of \$1 added to the filing fee for all civil actions, suits, or proceedings filed in the circuit court of the subject county. The clerk of the circuit court shall maintain such funds separate and apart, and the aforesaid fee shall not be diverted to any other fund or for any purpose other than that established herein. The clerk of the circuit court shall dispense the fund to the designated record newspaper in the county on a quarterly basis. The designated record newspaper may be changed at the end of any fiscal year of the county by a majority vote of the judges of the judicial circuit of the county so ordering 30 days prior to the end of the fiscal year, notice of which order shall be given to the previously designated record newspaper.

(2) The board of county commissioners or comparable or substituted authority of any county in which a court docket fund is not specifically established in subsection (1) may, by local ordinance, create such a court docket fund on the same terms and conditions as established in subsection (1).

(3) The publishers of any designated record newspapers receiving the court docket fund established in subsection (1) shall, without charge, accept legal advertisement for the purpose of service of process by publication under s. 49.011(4), (10), and (11) when such publication is required of persons authorized to proceed as insolvent and poverty-stricken persons under s. 57.081.

History.-s. 1, ch. 75-206.

28-106.201 Initiation of Proceedings.

- (1) Unless otherwise provided by statute, initiation of proceedings shall be made by written petition to the agency responsible for rendering final agency action. The term "petition" includes any document that requests an evidentiary proceeding and asserts the existence of a disputed issue of material fact. Each petition shall be legible and on 8 1/2 by 11 inch white paper. Unless printed, the impression shall be on one side of the paper only and lines shall be double-spaced.
- (2) All petitions filed under these rules shall contain:
- (a) The name and address of each agency affected and each agency's file or identification number, if known;
 - (b) The name, address, and telephone number of the petitioner; the name, address, and telephone number of the petitioner's representative, if any, which shall be the address for service purposes during the course of the proceeding; and an explanation of how the petitioner's substantial interests will be affected by the agency determination;
 - (c) A statement of when and how the petitioner received notice of the agency decision;
 - (d) A statement of all disputed issues of material fact. If there are none, the petition must so indicate;
 - (e) A concise statement of the ultimate facts alleged, including the specific facts the petitioner contends warrant reversal or modification of the agency's proposed action;
 - (f) A statement of the specific rules or statutes the petitioner contends require reversal or modification of the agency's proposed action; and
 - (g) A statement of the relief sought by the petitioner, stating precisely the action petitioner wishes the agency to take with respect to the agency's proposed action.
- (3) Upon receipt of a petition involving disputed issues of material fact, the agency shall grant or deny the petition, and if granted shall, unless otherwise provided by law, refer the matter to the Division of Administrative Hearings with a request that an administrative law judge be assigned to conduct the hearing. The request shall be accompanied by a copy of the petition and a copy of the notice of agency action.
- (4) A petition shall be dismissed if it is not in substantial compliance with subsection (2) of this rule or it has been untimely filed. Dismissal of a petition shall, at least once, be without prejudice to petitioner's filing a timely amended petition curing the defect, unless it conclusively appears from the face of the petition that the defect cannot be cured.
- (5) The Agency shall promptly give written notice to all parties of the action taken on the petition, shall state with particularity its reasons if the petition is not granted, and shall state the deadline for filing an amended petition if applicable.

Specific Authority 120.54(3), 120.54(5) FS.
Law Implemented 120.54(5), 120.569, 120.57 FS.
History—New 4-1-97, Amended 9-17-98.

28-106.301 Initiation of Proceedings.

- (1) Initiation of a proceeding shall be made by written petition to the agency responsible for rendering final agency action. The term "petition" includes any document which requests a proceeding. Each petition shall be legible and on 8 1/2 by 11 inch white paper or on a form provided by the agency. Unless printed, the impression shall be on one side of the paper only and lines shall be double-spaced.
- (2) All petitions filed under these rules shall contain:
- (a) The name and address of each agency affected and each agency's file or identification number, if known;
 - (b) The name, address, and telephone number of the petitioner; the name, address, and telephone number of the petitioner's representative, if any, which shall be the address for service purposes during the course of the proceeding; and an explanation of how the petitioner's substantial interests will be affected by the agency determination;
 - (c) A statement of when and how the petitioner received notice of the agency decision;
 - (d) A concise statement of the ultimate facts alleged, including the specific facts the petitioner contends warrant reversal or modification of the agency's proposed action;
 - (e) A statement of the specific rules or statutes the petitioner contends require reversal or modification of the agency's proposed action; and
 - (f) A statement of the relief sought by the petitioner, stating precisely the action petitioner wishes the agency to take with respect to the agency's proposed action.
- (3) If the petition does not set forth disputed issues of material fact, the agency shall refer the matter to the presiding officer designated by the agency with a request that the matter be scheduled for a proceeding not involving disputed issues of material fact. The request shall be accompanied by a copy of the petition and a copy of the notice of agency action.
- (4) A petition shall be dismissed if it is not in substantial compliance with subsection (2) of this Rule or it has been untimely filed. Dismissal of a petition shall, at least once, be without prejudice to petitioner's filing a timely amended petition curing the defect, unless it conclusively appears from the face of the petition that the defect cannot be cured.
- (5) The agency shall promptly give written notice to all parties of the action taken on the petition, shall state with particularity its reasons if the petition is not granted, and shall state the deadline for filing an amended petition if applicable.

Specific Authority 120.54(5) FS.
Law Implemented 120.54(5), 120.569, 120.57 FS.
History—New 4-1-97, Amended 9-17-98.



An Equal Opportunity Employer

Southwest Florida Water Management District

2379 Broad Street, Brooksville, Florida 34604-6899

(352) 796-7211 or 1-800-423-1476 (FL only)

TDD only: 1-800-231-6103 (FL only)

On the Internet at WaterMatters.org

Bartow Service Office
170 Century Boulevard
Bartow, Florida 33830-7700
(863) 534-1448 or
1-800-492-7862 (FL only)

Sarasota Service Office
6750 Fruitville Road
Sarasota, Florida 34240-9711
(941) 377-3722 or
1-800-320-3503 (FL only)

Tampa Service Office
7601 Highway 301 North
Tampa, Florida 33637-6759
(813) 985-7481 or
1-800-836-0797 (FL only)

Todd Pressman
Chair, Pinellas

Ronald E. Oakley
Vice Chair, Pasco

Hugh M. Gramling
Secretary, Hillsborough

Sallie Parks
Treasurer, Pinellas

Carlos Beruff
Manatee

Bryan K. Beswick
DeSoto

Jennifer E. Closshey
Hillsborough

Neil Combee
Polk

Albert G. Joerger
Sarasota

Maritza Rovira-Forino
Hillsborough

H. Paul Senft, Jr.
Polk

Douglas B. Tharp
Sumter

Judith C. Whitehead
Hernando

David L. Moore
Executive Director

William S. Bilenky
General Counsel

December 9, 2009

Mike Sosadeeter
Manatee County Board of
County Commissioners
1112 Manatee Avenue West, Suite 803
Bradenton, FL 34205

Subject: **Final Agency Action Transmittal Letter**
ERP: General Construction
Permit No.: 44035245.000
Project Name: Manatee County - Pine Street Relocation
County: Manatee
Sec/Twp/Rge: 07/35S/18E

Dear Mr. Sosadeeter:

This letter constitutes notice of Final Agency Action for **approval** of the permit referenced above. Final approval is contingent upon no objection to the District's action being received by the District within the time frames described below.

You or any person whose substantial interests are affected by the District's action regarding a permit may request an administrative hearing in accordance with Sections 120.569 and 120.57, Florida Statutes, (F.S.), and Chapter 28-106, Florida Administrative Code, (F.A.C.), of the Uniform Rules of Procedure. *A request for hearing must: (1) explain how the substantial interests of each person requesting the hearing will be affected by the District's action, or proposed action, (2) state all material facts disputed by the person requesting the hearing or state that there are no disputed facts, and (3) otherwise comply with Chapter 28-106, F.A.C.* Copies of Sections 28-106.201 and 28-106.301, F.A.C. are enclosed for your reference. A request for hearing must be filed with (received by) the Agency Clerk of the District at the District's Brooksville address within 21 days of receipt of this notice. Receipt is deemed to be the fifth day after the date on which this notice is deposited in the United States mail. Failure to file a request for hearing within this time period shall constitute a waiver of any right you or such person may have to request a hearing under Sections 120.569 and 120.57, F.S. Mediation pursuant to Section 120.573, F.S., to settle an administrative dispute regarding the District's action in this matter is not available prior to the filing of a request for hearing.

Enclosed is a "Noticing Packet" that provides information regarding the District Rule 40D-1.1010, F.A.C., which addresses the notification of persons whose substantial interests may be affected by the District's action in this matter. The packet contains guidelines on how to provide notice of the District's action, and a notice that you may use.

The enclosed approved construction plans are part of the permit, and construction must be in accordance with these plans.


*cc: Cy
Sweeney
Christ*

RECEIVED
DEC 11 2009
PUBLIC WORKS
ENGINEERING DIVISION



If you have questions concerning the permit, please contact Daniel M. Golus, E.I., at the Sarasota Service Office, extension 6567. For assistance with environmental concerns, please contact Tasha M. Bowers, extension 6538.

Sincerely,



Ross T. Morton, P.W.S., Director
Sarasota Regulation Department

RTM:DMG:TMB:dgp

Enclosures: Approved Permit w/Conditions Attached
Approved Construction Drawings
Statement of Completion
Notice of Authorization to Commence Construction
Noticing Packet (42.00-039)
Sections 28-106.201 and 28-106.301, F.A.C.

cc/enc: File of Record 44035245.000
Ron Schulhofer, Manatee County Public Works
H. Wayne Roberts, P.E., Manatee County Public Works
Terri Behling, Southwest Florida Water Management District

SOUTHWEST FLORIDA WATER MANAGEMENT DISTRICT
ENVIRONMENTAL RESOURCE
GENERAL CONSTRUCTION
PERMIT NO. 44035245.000

Expiration Date: December 9, 2014

PERMIT ISSUE DATE: December 9, 2009

This permit is issued under the provisions of Chapter 373, Florida Statutes, (F.S.), and the Rules contained in Chapters 40D-4 and 40, Florida Administrative Code, (F.A.C.). The permit authorizes the Permittee to proceed with the construction of a surface water management system in accordance with the information outlined herein and shown by the application, approved drawings, plans, specifications, and other documents, attached hereto and kept on file at the Southwest Florida Water Management District (District). Unless otherwise stated by permit specific condition, permit issuance constitutes certification of compliance with state water quality standards under Section 401 of the Clean Water Act, 33 U.S.C. 1341. All construction, operation and maintenance of the surface water management system authorized by this permit shall occur in compliance with Florida Statutes and Administrative Code and the conditions of this permit.

PROJECT NAME: Manatee County - Pine Street Relocation

GRANTED TO: Manatee County Board of, County Commissioners
1112 Manatee Avenue West, Suite 803
Bradenton, FL 34205

ABSTRACT: This permit authorizes the construction of a surface water management system designed to serve a 0.76-acre roadway project in Manatee County. Water quality treatment is provided in the surface water management system. The method of water quality treatment is dry retention. Information regarding the surface water management system, 100-year floodplain, wetlands and/or surface waters is stated below and on the permitted construction drawings for the project.

OP. & MAINT. ENTITY: Manatee County Public Works Department

COUNTY: Manatee

SEC/TWP/RGE: 07/35S/18E

**TOTAL ACRES OWNED
OR UNDER CONTROL:** 0.76

PROJECT SIZE: 0.76 Acre

LAND USE: Road Project

DATE APPLICATION FILED: September 28, 2009

AMENDED DATE: N/A

I. Water Quantity/Quality

POND NO.	AREA ACRES @ TOP OF BANK	TREATMENT TYPE
SWF	0.17	Dry Retention
TOTAL	0.17	

Comments: Site improvements include the construction of a new roadway and intersection at 51st Avenue and Pine Street to replace the existing intersection and road. This project includes construction of 300 linear feet of new 22-foot wide paved roadway and 5 foot sidewalk, along with the associated surface water management system. Water quality treatment is provided in the surface water management system through dry retention. The post-developed peak discharge rate of 1.26 cubic feet per second does not exceed the pre-developed peak discharge rate of 1.29 cubic feet per second. The surface water management system has been designed to cause net improvement to the receiving water body impaired for nutrients and fecal coliform pursuant to Chapter 3.3.1.4 of the District's Basis of Review.

A mixing zone is not required.
 A variance is not required.

II. 100-Year Floodplain

Encroachment (Acre-Feet of fill)	Compensation (Acre-Feet of excavation)	Compensation Type	Encroachment Result (feet)
0.00	0.00	N/A	N/A

III. Environmental Considerations

Wetland/Surface Water Information

Count of Wetlands: 1

Wetland/Other Surface Water Name	Total Acres	Not Impacted Acres	Permanent Impacts		Temporary Impacts	
			Acres	Functional Loss*	Acres	Functional Loss*
Roadside Ditch	0.05	0.00	0.05	0.00	0.00	0.00
Total:	0.05	0.00	0.05	0.00	0.00	0.00

* For impacts that do not require mitigation, their functional loss is not included.

Wetland Comments: Wetlands are not located within the project area for this ERP application. There is one roadside ditch totaling 0.05 acre located within the project area. This roadside ditch will be permanently impacted for the construction of the stormwater management system.

Mitigation Comments: Wetland mitigation is not required for impacts to the roadside ditch pursuant to Subsection 3.2.2.2 of the Basis of Review. Under this subsection, wetland mitigation is not required for impacts to upland-cut ditches that do not provide significant habitat for threatened or endangered species and were not constructed to divert natural stream flow.

A regulatory conservation easement is not required.

A proprietary conservation easement is not required.

SPECIFIC CONDITIONS

1. If the ownership of the project area covered by the subject permit is divided, with someone other than the Permittee becoming the owner of part of the project area, this permit shall terminate, pursuant to Section 40D-1.6105, F.A.C. In such situations, each land owner shall obtain a permit (which may be a modification of this permit) for the land owned by that person. This condition shall not apply to the division and sale of lots or units in residential subdivisions or condominiums.

2. Unless specified otherwise herein, two copies of all information and reports required by this permit shall be submitted to:

Sarasota Regulation Department
Southwest Florida Water Management District
6750 Fruitville Road
Sarasota, FL 34240-9711

The permit number, title of report or information and event (for recurring report or information submittal) shall be identified on all information and reports submitted.

3. The Permittee shall retain the design engineer, or other professional engineer registered in Florida, to conduct on-site observations of construction and assist with the as-built certification requirements of this project. The Permittee shall inform the District in writing of the name, address and phone number of the professional engineer so employed. This information shall be submitted prior to construction.
4. Within 30 days after completion of construction of the permitted activity, the Permittee shall submit to the Sarasota Service Office a written statement of completion and certification by a registered professional engineer or other appropriate individual as authorized by law, utilizing the required Statement of Completion and Request for Transfer to Operation Entity form identified in Chapter 40D-1.659, F.A.C., and signed, dated and sealed as-built drawings. The as-built drawings shall identify any deviations from the approved construction drawings.
5. The District reserves the right, upon prior notice to the Permittee, to conduct on-site research to assess the pollutant removal efficiency of the surface water management system. The Permittee may be required to cooperate in this regard by allowing on-site access by District representatives, by allowing the installation and operation of testing and monitoring equipment, and by allowing other assistance measures as needed on site.
6. All construction is prohibited within the permitted project area until the Permittee acquires legal ownership or legal control of the project area as delineated in the permitted construction drawings.
7. For dry bottom retention systems, the retention areas shall become dry within 72 hours after a rainfall event. If a retention area is regularly wet, this situation shall be deemed to be a violation of this permit.
8. The operation and maintenance entity shall submit inspection reports in the form required by the District, in accordance with the following schedule.

For systems utilizing retention or wet detention, the inspections shall be performed two (2) years after operation is authorized and every two (2) years thereafter.
9. Certification of compliance with state water quality standards under Section 401 of the Clean Water Act, 33 U.S.C. 1341 is waived.
10. If limestone bedrock is encountered during construction of the surface water management system, the District must be notified and construction in the affected area shall cease.
11. The District, upon prior notice to the Permittee, may conduct on-site inspections to assess the effectiveness of the erosion control barriers and other measures employed to prevent violations of state water quality standards and avoid downstream impacts. Such barriers or other measures should control discharges, erosion, and sediment transport during construction and thereafter. The District will also determine any potential environmental problems that may develop as a result of leaving or removing the barriers and other measures during construction or after construction of the project has been completed. The Permittee must provide any remedial measures that are needed.

12. This permit is issued based upon the design prepared by the Permittee's consultant. If at any time it is determined by the District that the Conditions for Issuance of Permits in Rules 40D-4.301 and 40D-4.302, F.A.C., have not been met, upon written notice by the District, the Permittee shall obtain a permit modification and perform any construction necessary thereunder to correct any deficiencies in the system design or construction to meet District rule criteria. The Permittee is advised that the correction of deficiencies may require re-construction of the surface water management system and/or mitigation areas.

GENERAL CONDITIONS

1. The general conditions attached hereto as Exhibit "A" are hereby incorporated into this permit by reference and the Permittee shall comply with them.



Authorized Signature

**PART II HEARINGS INVOLVING
DISPUTED ISSUES OF MATERIAL FACT**

28-106.201 Initiation of Proceedings.

- (1) Unless otherwise provided by statute, initiation of proceedings shall be made by written petition to the agency responsible for rendering final agency action. The term "petition" includes any document that requests an evidentiary proceeding and asserts the existence of a disputed issue of material fact. Each petition shall be legible and on 8 1/2 by 11 inch white paper. Unless printed, the impression shall be on one side of the paper only and lines shall be double-spaced.
- (2) All petitions filed under these rules shall contain:
- (a) The name and address of each agency affected and each agency's file or identification number, if known;
 - (b) The name, address, and telephone number of the petitioner; the name, address, and telephone number of the petitioner's representative, if any, which shall be the address for service purposes during the course of the proceeding; and an explanation of how the petitioner's substantial interests will be affected by the agency determination;
 - (c) A statement of when and how the petitioner received notice of the agency decision;
 - (d) A statement of all disputed issues of material fact. If there are none, the petition must so indicate;
 - (e) A concise statement of the ultimate facts alleged, including the specific facts the petitioner contends warrant reversal or modification of the agency's proposed action;
 - (f) A statement of the specific rules or statutes the petitioner contends require reversal or modification of the agency's proposed action; and
 - (g) A statement of the relief sought by the petitioner, stating precisely the action petitioner wishes the agency to take with respect to the agency's proposed action.
- (3) Upon receipt of a petition involving disputed issues of material fact, the agency shall grant or deny the petition, and if granted shall, unless otherwise provided by law, refer the matter to the Division of Administrative Hearings with a request that an administrative law judge be assigned to conduct the hearing. The request shall be accompanied by a copy of the petition and a copy of the notice of agency action.
- (4) A petition shall be dismissed if it is not in substantial compliance with subsection (2) of this rule or it has been untimely filed. Dismissal of a petition shall, at least once, be without prejudice to petitioner's filing a timely amended petition curing the defect, unless it conclusively appears from the face of the petition that the defect cannot be cured.
- (5) The Agency shall promptly give written notice to all parties of the action taken on the petition, shall state with particularity its reasons if the petition is not granted, and shall state the deadline for filing an amended petition if applicable.

*Specific Authority 120.54(3), 120.54(5) FS.
Law Implemented 120.54(5), 120.569, 120.57 FS.
History—New 4-1-97, Amended 9-17-98.*

**PART III PROCEEDINGS AND HEARINGS NOT INVOLVING
DISPUTED ISSUES OF MATERIAL FACT**

28-106.301 Initiation of Proceedings.

- (1) Initiation of a proceeding shall be made by written petition to the agency responsible for rendering final agency action. The term "petition" includes any document which requests a proceeding. Each petition shall be legible and on 8 1/2 by 11 inch white paper or on a form provided by the agency. Unless printed, the impression shall be on one side of the paper only and lines shall be double-spaced.
- (2) All petitions filed under these rules shall contain:
- (a) The name and address of each agency affected and each agency's file or identification number, if known;
 - (b) The name, address, and telephone number of the petitioner; the name, address, and telephone number of the petitioner's representative, if any, which shall be the address for service purposes during the course of the proceeding; and an explanation of how the petitioner's substantial interests will be affected by the agency determination;
 - (c) A statement of when and how the petitioner received notice of the agency decision;
 - (d) A concise statement of the ultimate facts alleged, including the specific facts the petitioner contends warrant reversal or modification of the agency's proposed action;
 - (e) A statement of the specific rules or statutes the petitioner contends require reversal or modification of the agency's proposed action; and
 - (f) A statement of the relief sought by the petitioner, stating precisely the action petitioner wishes the agency to take with respect to the agency's proposed action.
- (3) If the petition does not set forth disputed issues of material fact, the agency shall refer the matter to the presiding officer designated by the agency with a request that the matter be scheduled for a proceeding not involving disputed issues of material fact. The request shall be accompanied by a copy of the petition and a copy of the notice of agency action.
- (4) A petition shall be dismissed if it is not in substantial compliance with subsection (2) of this Rule or it has been untimely filed. Dismissal of a petition shall, at least once, be without prejudice to petitioner's filing a timely amended petition curing the defect, unless it conclusively appears from the face of the petition that the defect cannot be cured.
- (5) The agency shall promptly give written notice to all parties of the action taken on the petition, shall state with particularity its reasons if the petition is not granted, and shall state the deadline for filing an amended petition if applicable.

*Specific Authority 120.54(5) FS.
Law Implemented 120.54(5), 120.569, 120.57 FS.
History—New 4-1-97, Amended 9-17-98.*

EXHIBIT "A"

1. All activities shall be implemented as set forth in the plans, specifications and performance criteria as approved by this permit. Any deviation from the permitted activity and the conditions for undertaking that activity shall constitute a violation of this permit.
2. This permit or a copy thereof, complete with all conditions, attachments, exhibits, and modifications, shall be kept at the work site of the permitted activity. The complete permit shall be available for review at the work site upon request by District staff. The permittee shall require the contractor to review the complete permit prior to commencement of the activity authorized by this permit.
3. For general permits authorizing incidental site activities, the following limiting general conditions shall also apply:
 - a. If the decision to issue the associated individual permit is not final within 90 days of issuance of the incidental site activities permit, the site must be restored by the permittee within 90 days after notification by the District. Restoration must be completed by re-contouring the disturbed site to previous grades and slopes re-establishing and maintaining suitable vegetation and erosion control to provide stabilized hydraulic conditions. The period for completing restoration may be extended if requested by the permittee and determined by the District to be warranted due to adverse weather conditions or other good cause. In addition, the permittee shall institute stabilization measures for erosion and sediment control as soon as practicable, but in no case more than 7 days after notification by the District.
 - b. The incidental site activities are commenced at the permittee's own risk. The Governing Board will not consider the monetary costs associated with the incidental site activities or any potential restoration costs in making its decision to approve or deny the individual environmental resource permit application. Issuance of this permit shall not in any way be construed as commitment to issue the associated individual environmental resource permit.
4. Activities approved by this permit shall be conducted in a manner which does not cause violations of state water quality standards. The permittee shall implement best management practices for erosion and a pollution control to prevent violation of state water quality standards. Temporary erosion control shall be implemented prior to and during construction, and permanent control measures shall be completed within 7 days of any construction activity. Turbidity barriers shall be installed and maintained at all locations where the possibility of transferring suspended solids into the receiving waterbody exists due to the permitted work. Turbidity barriers shall remain in place at all locations until construction is completed and soils are stabilized and vegetation has been established. Thereafter the permittee shall be responsible for the removal of the barriers. The permittee shall correct any erosion or shoaling that causes adverse impacts to the water resources.
5. Water quality data for the water discharged from the permittee's property or into the surface waters of the state shall be submitted to the District as required by the permit. Analyses shall be performed according to procedures outlined in the current edition of Standard Methods for the Examination of Water and Wastewater by the American Public Health Association or Methods for Chemical Analyses of Water and Wastes by the U.S. Environmental Protection Agency. If water quality data are required, the permittee shall provide data as required on volumes of water discharged, including total volume discharged during the days of sampling and total monthly volume discharged from the property or into surface waters of the state.

15. This permit is valid only for the specific processes, operations and designs indicated on the approved drawings or exhibits submitted in support of the permit application. Any substantial deviation from the approved drawings, exhibits, specifications or permit conditions, including construction within the total land area but outside the approved project area(s), may constitute grounds for revocation or enforcement action by the District, unless a modification has been applied for and approved. Examples of substantial deviations include excavation of ponds, ditches or sump areas deeper than shown on the approved plans.
16. The operation phase of this permit shall not become effective until the permittee has complied with the requirements of the conditions herein, the District determines the system to be in compliance with the permitted plans, and the entity approved by the District accepts responsibility for operation and maintenance of the system. The permit may not be transferred to the operation and maintenance entity approved by the District until the operation phase of the permit becomes effective. Following inspection and approval of the permitted system by the District, the permittee shall request transfer of the permit to the responsible operation and maintenance entity approved by the District, if different from the permittee. Until a transfer is approved by the District, the permittee shall be liable for compliance with the terms of the permit.
17. Should any other regulatory agency require changes to the permitted system, the District shall be notified of the changes prior to implementation so that a determination can be made whether a permit modification is required.
18. This permit does not eliminate the necessity to obtain any required federal, state, local and special District authorizations including a determination of the proposed activities' compliance with the applicable comprehensive plan prior to the start of any activity approved by this permit.
19. This permit does not convey to the permittee or create in the permittee any property right, or any interest in real property, nor does it authorize any entrance upon or activities on property which is not owned or controlled by the permittee, or convey any rights or privileges other than those specified in the permit and Chapter 40D-4 or Chapter 40D-40, F.A.C.
20. The permittee shall hold and save the District harmless from any and all damages, claims, or liabilities which may arise by reason of the activities authorized by the permit or any use of the permitted system.
21. Any delineation of the extent of a wetland or other surface water submitted as part of the permit application, including plans or other supporting documentation, shall not be considered binding unless a specific condition of this permit or a formal determination under section 373.421(2), F.S., provides otherwise.
22. The permittee shall notify the District in writing within 30 days of any sale, conveyance, or other transfer of ownership or control of the permitted system or the real property at which the permitted system is located. All transfers of ownership or transfers of a permit are subject to the requirements of Rule 40D-4.351, F.A.C. The permittee transferring the permit shall remain liable for any corrective actions that may be required as a result of any permit violations prior to such sale, conveyance or other transfer.
23. Upon reasonable notice to the permittee, District authorized staff with proper identification shall have permission to enter, inspect, sample and test the system to insure conformity with District rules, regulations and conditions of the permits.
24. If historical or archaeological artifacts are discovered at any time on the project site, the permittee shall immediately notify the District and the Florida Department of State, Division of Historical Resources.
25. The permittee shall immediately notify the District in writing of any previously submitted information that is later discovered to be inaccurate.