



**INVITATION FOR BID  
(IFB) #12-0854-OV  
SATELLITE LIFT STATION REHABILITATION 2012 / GROUP 1**

LIFT STATION NAME	RTU #	PROJECT NUMBER	LOCATION
Riverview Landings	223	0019707-5001357	2403 84 <sup>TH</sup> Street Court NW
Manatee Woods	319	0019707-5001356	3600 3 <sup>rd</sup> Street East
S-7	343	0019707-5001355	1403 44 <sup>th</sup> Avenue East
Bradenton Transitional Center	345	0019707-5001354	2102 63 <sup>rd</sup> Avenue East
Whitfield Industrial Park 1	457	0019707-5001353	8519 Whitfield Industrial Park Loop
Candlewood	481	0019707-5001359	4900 30 <sup>th</sup> Street East
Copperfield	498	0019707-5001358	7839 38 <sup>th</sup> Street Court East

Manatee County, a political subdivision of the State of Florida, (hereinafter the "County") will receive sealed bids from individuals, corporations, partnerships, and other legal entities organized under the laws of the State of Florida or authorized to conduct business in the State of Florida.

**NON-MANDATORY INFORMATION CONFERENCE**

In order to insure that all prospective bidders have sufficient information and understanding of the County's needs, an Information Conference will be held **May 22, 2012 at 2:00 PM at the Manatee County Public Works Department, Project Management Division, (Conference Room A) address 1022 26<sup>th</sup> Avenue East, Bradenton, FL 34208.** Attendance is not mandatory, but is highly encouraged.

**NOTE:** Article B. 05, page 00020-2; Inspection of Site – All potential Contractors, shall perform a site inspection at each location to familiarize yourselves with the full scope of the construction site.

**Site Inspections: A site inspection is a requirement to submit a Bid.**

**DEADLINE FOR CLARIFICATION REQUESTS: June 4, 2012 at 5:00 PM.**

(Reference Bid Article A.06)

**TIME AND DATE DUE: June 15, 2012 at 2:00 PM**


Manatee County Purchasing, 1112 Manatee Avenue West, Bradenton, FL 34205

**Important Note:** Lobbying is prohibited (reference Bid Article A.08)

**FOR INFORMATION CONTACT:**

Olga Valcich (941) 749-3055 / Email: [olga.valcich@mymanatee.org](mailto:olga.valcich@mymanatee.org)

AUTHORIZED FOR RELEASE: 



**TABLE OF CONTENTS**

**IFB #12-0854-OV**

00010 Information to Bidders ..... 00010-3 - 11

00020 Basis of Award ..... 00020-1 – 3

00030 Terms and Conditions ..... 00030-1 - 8

00100 Bid Summary ..... 00100-1 – 4

00150 Manatee County Local Preference ..... 00150-1 – 4

00300 Bid Form..... 00300-1- 32

00430 Contractor's Questionnaire ..... 00430-1 - 4

00491 Certification Form ..... 00491-1 - 2

00500 Form of Agreement ..... 00500-1 - 5

00700 General Conditions ..... 00700-1-19

Plan Set Dated Signed and Sealed January 2012 ..... 12 pages

General Specifications Dated January 2012 ..... 129 pages

**FOR INFORMATION CONTACT:**

**Olga Valcich (941) 749-3055 / Email: [olga.valcich@mymanatee.org](mailto:olga.valcich@mymanatee.org)**

## SECTION 00010

**INFORMATION TO BIDDERS****A.01 OPENING LOCATION**

These bids will be **publicly opened** at **Manatee County Purchasing, 1112 Manatee Avenue West, Suite 803, Bradenton, Florida 34205** in the presence of County officials at the time and date stated, or soon thereafter. All bidders or their representatives are invited to be present.

Any bids received after the stated time and date will not be considered. It shall be the sole responsibility of the bidder to have their bid delivered to the Manatee County Purchasing Division for receipt on or before the stated time and date. If a bid is sent by U.S. Mail, the bidder shall be responsible for its timely delivery to the Purchasing Division. Bids delayed by mail shall not be considered, shall not be opened at the public opening, and arrangements shall be made for their return at the respondent's request and expense.

**A.02 SEALED & MARKED**

**One original and two copies** of your **signed bid** shall be submitted in one **sealed package**, clearly marked on the outside **"Sealed Bid #12-0854-OV / Satellite Lift Station Rehabilitation 2012 / Group 1"** with your company name.

**Address package to:** Manatee County Purchasing Division  
1112 Manatee Avenue West, Suite 803  
Bradenton, Florida 34205

**A.03 SECURING OF DOCUMENTS**

Complete individual copies of the bidding documents for the project and/or products can be obtained, free of charge, at the Manatee County Public Works Department located at: 1022 26<sup>th</sup> Avenue East, Bradenton, FL 34208: **941-708-7450, Extension 7327 or 7334** between the hours of 8:00 AM to 4:00 PM, Monday through Friday, exception of holidays. Complete set of the bidding document must be used in preparing bids. The County assumes no responsibility for errors and misinterpretations resulting from the use of incomplete sets of bidding documents.

**A.04 BID DOCUMENTS**

**Bids** on <http://www.mymanatee.org> , Bid documents and the Notices of Source Selection related to those Bids are available for download in a portable document format (.PDF) file on the Manatee County web page on the Purchasing tab under "Bids." You may view and print these files using Adobe Acrobat software. You may download a free copy of this software (Adobe) from the County's web page if you do not have it. **Manatee County collaborates with the Manatee Chamber of Commerce** on distributing solicitations using the RFP Tool web page on the Chambers website: <http://www.Manateechamber.com> to post Bid documents in a portable document

**A.04 BID DOCUMENTS (Continued)**

format (.PDF) file. This step is in addition to the posting on Manatee County Government web pages.

Manatee County may also use an internet service provider to distribute Bids. A link to that service, <http://www.DemandStar.com>, is provided on this website under the Tab "DemandStar". Participation in the DemandStar system is not a requirement for doing business with Manatee County.

Note: The County posts the Notice of Source Selection seven (7) calendar days prior to the effective date of the award.

IT IS THE RESPONSIBILITY OF EACH VENDOR, PRIOR TO SUBMITTING THEIR BID, TO CONTACT THE MANATEE COUNTY PURCHASING OFFICE (see contact information on page one of this document) TO DETERMINE IF ADDENDA WERE ISSUED AND TO MAKE SUCH ADDENDA A PART OF THEIR BID .

**A.05 MODIFICATION OF BID SPECIFICATIONS**

If a bidder wishes to recommend changes to the bid specifications, the bidder shall furnish in writing, data and information necessary to aid the County in evaluating the request to modify the specifications. The County is not obligated to make any changes to the bid specifications. Unless an addendum is issued, the bid specifications shall remain unaltered. **Bidders must fully comply with the bid specifications, terms, and conditions.**

**A.06 DEADLINE FOR CLARIFICATION REQUESTS**

**June 4, 2012 at 5:00 PM** shall be the deadline to submit all inquiries, suggestions, or requests concerning interpretation, clarification or additional information pertaining to the Invitation for Bids to the Manatee County Purchasing Office.

This deadline has been established to maintain fair treatment for all potential bidders, while maintaining the expedited nature of the Economic Stimulus that the contracting of this work may achieve.

**A.07 CLARIFICATION & ADDENDA**

Each bidder shall examine all Invitation For Bid documents and shall judge all matters relating to the adequacy and accuracy of such documents. Any inquiries, suggestions or requests concerning interpretation, clarification or additional information pertaining to the Invitation for Bids shall be made through the Manatee County Purchasing Office. The County shall not be responsible for oral interpretations given by any County employee, representative, or others. The issuance of a written addendum is the only official method whereby interpretation, clarification or additional information can be given.

**A.07 CLARIFICATION & ADDENDA (Continued)**

If any addenda are issued to this Invitation for Bid, the County will Broadcast the addenda on the Demand Star distribution system to "Planholders" on this web service, and post the documents on the Purchasing Division's web page at <http://www.mymanatee.org> which can be accessed by clicking on the "Purchasing" button and then clicking on the "Bids" button. It shall be the responsibility of each bidder, prior to submitting their bid, to contact Manatee County Purchasing (see contact on page 1) to determine if addenda were issued and to make such addenda a part of their bid.

**A.08 LOBBYING**

After the issuance of any Invitation For Bid, prospective bidders, or any agent, representative or person acting at the request of such bidder shall not contact, communicate with or discuss any matter relating in any way to the Invitation For Bid with any officer, agent or employee of Manatee County other than the Purchasing Official or as directed in the Invitation For Bid. This prohibition begins with the issuance of any Invitation For Bid, and ends upon execution of the final contract or when the invitation has been canceled. Violators of this prohibition shall be subject to sanctions as provided in the Manatee County Purchasing Code.

The County reserves the right to amend or to add to the names listed as persons to contact. All amendments or additions to the names listed as persons to contact shall be issued by the Purchasing Division, in writing.

**A.09 UNBALANCED BIDDING PROHIBITED**

Manatee County recognizes that large and/or complex projects will often result in a variety of methods, sources and prices; however, where in the opinion of the County such variation does not appear to be justified, given bid specifications and industry and market conditions, the bid will be presumed to be unbalanced. Examples of unbalanced bids will include:

1. Bids showing omissions, alterations of form, additions not specified or required conditional or unauthorized alternate bids.
2. Bids quoting prices that substantially deviate, either higher or lower, from those included in the bids of competitive bidders for the same line item unit costs.
3. Bids where the unit costs offered are in excess of or below reasonable cost analysis values.

In the event the County determines that a bid is presumed unbalanced, it will request the opportunity to, and reserves the right to, review all source quotes, bids, price lists, letters of intent, etc., which the bidder obtained and upon which the bidder relied upon to develop the bid. The County reserves the right to reject as non-responsive any

**A.09 UNBALANCED BIDDING PROHIBITED (Continued)**

presumptive unbalanced bids where the bidder is unable to demonstrate the validity and/or necessity of the unbalanced unit costs.

**A.10 FRONT END LOADING OF BID PRICING PROHIBITED**

Prices offered for performance and/or acquisition activities to occur early in the project schedule, such as: mobilization, clearing and grubbing; or maintenance of traffic, that are substantially higher than pricing of competitive bidders within the same portion of the project schedule, will be presumed to be front end loaded. Front end loaded bids could reasonably appear to be an attempt to obtain unjustified early payments creating a risk of insufficient incentive for the Contractor to complete the work or otherwise creating an appearance of an under-capitalized bidder.

In the event the County determines that a bid is presumed to be front end loaded, it will request the opportunity to, and reserves the right to, review all source quotes, bids, price lists, letters of intent, etc., which the bidder obtained and upon which the bidder relied upon to develop the pricing or acquisition timing for these bid items. The County reserves the right to reject as non-responsive any presumptive front end loaded bids where the bidder is unable to demonstrate the validity and/or necessity of the front end loaded costs.

**A.11 WITHDRAWAL OF OFFERS**

Vendors may withdraw offers as follows: a) Mistakes discovered before the opening of a solicitation may be withdrawn by written notice from the bidder submitting the offer. This request must be received in the office designated for receipt of offers in the solicitation document prior to the time set for delivery and opening of the offers. A copy of the request shall be retained and the unopened offer returned to that vendor. b) After the responses to a solicitation are opened or a selection has been determined, but before a contract is signed, a vendor alleging a material mistake of fact may be permitted to withdraw their offer if: (1) the mistake is clearly evident on the solicitation document; or (2) the bidder submits evidence which clearly and convincingly demonstrates that a mistake was made. Request to withdraw an offer must be in writing and approved by the Purchasing Official.

**A.12 IRREVOCABLE OFFER**

Any bid may be withdrawn up until the date and time set for opening of the bid. Any bid not so withdrawn shall, upon opening, constitute an irrevocable offer for a period of 90 days to sell to Manatee County the goods or services set forth in the attached specifications until one or more of the bids have been duly accepted by the County.

**A.13 BID EXPENSES**

All expenses for making bids to the County are to be borne by the bidder.

#### A.14 RESERVED RIGHTS

The County reserves the right to accept or reject any and/or all bids, to waive irregularities and technicalities, and to request resubmission. Also, the County reserves the right to accept all or any part of the bid and to increase or decrease quantities to meet additional or reduced requirements of the County. Any sole response received by the first submission date may or may not be rejected by the County depending on available competition and current needs of the County. For all items combined, the bid of the lowest responsive, responsible bidder will be accepted, unless all bids are rejected. The lowest responsible bidder shall mean **that bidder who makes the lowest bid to sell goods and/or services of a quality which** conforms closest to or most exceeds the quality of goods and/or services set forth in the attached specifications or otherwise required by the County, and who is fit and capable to perform the bid as made.

To be responsive, a bidder shall submit a bid which conforms in all material respects to the requirements set forth in the Invitation For Bid. To be a responsible bidder, the bidder shall have the capability in all respects to perform fully the contract requirements, and the tenacity, perseverance, experience, integrity, reliability, capacity, facilities, equipment, and credit which will assure good faith performance. Also, the County reserves the right to make such investigation as it deems necessary to determine the ability of any bidder to furnish the service requested. Information the County deems necessary to make this determination shall be provided by the bidder. Such information may include, but shall not be limited to: current financial statements, verification of availability of equipment and personnel, and past performance records.

#### A.15 APPLICABLE LAWS

Bidder must be authorized to transact business in the State of Florida. All applicable laws and regulations of the State of Florida and ordinances and regulations of Manatee County will apply to any resulting agreement. Any involvement with any Manatee County procurement shall be in accordance with Manatee County Purchasing Code of Laws as amended. Any actual or prospective bidder who is aggrieved in connection with the solicitation or award of a contract may protest to the Board of County Commissioners of Manatee County as required in Section 2-26/61 of the Purchasing Code.

A protest with respect to this Invitation For Bid shall be submitted in writing prior to the scheduled opening date of this bid, unless the aggrieved person did not know and could not have been reasonably expected to have knowledge of the facts giving rise to such protest prior to the scheduled opening date of this bid. The protest shall be submitted within seven calendar days after such aggrieved person knows or could have reasonably been expected to know of the facts giving rise thereto.

#### A.16 COLLUSION

By offering a submission to this Invitation For Bid, the bidder certifies that he has not divulged, discussed or compared their bid with any other bidder, and has not colluded with any other bidder or parties to this bid whatsoever. Also, bidder certifies, and in the case

**A.16 COLLUSION (Continued)**

of a joint bid each party thereto certifies as to their own organization, that in connection with this bid:

- a. any prices and/or cost data submitted have been arrived at independently, without consultation, communication, or agreement, for the purpose of restricting competition, as to any matter relating to such prices and/or cost data, with any other bidder or with any competitor;
- b. any prices and/or cost data quoted for this bid have not been knowingly disclosed by the bidder and will not knowingly be disclosed by the bidder, prior to the scheduled opening, directly or indirectly to any other bidder or to any competitor;
- c. no attempt has been made or will be made by the bidder to induce any other person or firm to submit or not to submit a bid for the purpose of restricting competition;
- d. the only person or persons interested in this bid, principal or principals is/are named therein and that no person other than therein mentioned has any interest in this bid or in the contract to be entered into; and
- e. no person or agency has been employed or retained to solicit or secure this contract upon an agreement or understanding or a commission, percentage, brokerage, or contingent fee excepting bona fide employees or established commercial agencies maintained by bidder for purpose of doing business.

**A.17 CODE OF ETHICS**

With respect to this Bid, if any Bidder violates, directly or indirectly, the ethics provisions of the Manatee County Purchasing Code and/or Florida criminal or civil laws related to public procurement, including but not limited to Florida Statutes Chapter 112, Part II, Code of Ethics for Public Officers and Employees, such Bidder will be disqualified from eligibility to perform the work described in this Invitation for Bid, and may also be disqualified from furnishing future goods or services to, and from submitting any future bids or proposals to supply goods or services to Manatee County.

By submitting a Bid, the Bidder represents to the County that all statements made and materials submitted are truthful, with no relevant facts withheld. If a Bidder is determined to have been untruthful in its proposal or any related presentation, such Bidder will be disqualified from eligibility to perform the work described in this Invitation for Bid, and may also be disqualified from furnishing goods or services to, and from submitting any future bids or proposals to supply goods or services to, Manatee County.



**A.18 BID FORMS**

Bids must be submitted on attached County forms, although additional pages may be attached.- **Bidders must fully complete all pages of the Bid Forms for both Bid A and Bid B. Bid Forms must be executed by an authorized signatory who has the legal authority to make the offer and bind the company. Bidders must fully comply with all bid specifications, terms and conditions.** Failure to comply shall result in contract default, whereupon, the defaulting vendor shall be required to pay for any and all re-procurement costs, damages, and attorney fees as incurred by the County.

**A.19 LEGAL NAME**

Bids shall clearly indicate the legal name, address and telephone number of the bidder. Bids shall be signed above the typed or printed name and title of the signer. The signer must have the authority to bind the bidder to the submitted bid.

**A.20 PUBLIC CONTRACTING AND ENVIRONMENTAL CRIMES**

A person or affiliate who has been placed on the State's convicted vendor list following a conviction for a public entity crime, as that term is defined in Florida Statute § 287.133, may not submit a bid, proposal, or reply on a contract to provide any goods or services to a public entity; may not submit a bid, proposal, or reply on a contract with a public entity for the construction or repair of a public building or public work; may not submit bids, proposals or replies on leases of real property to a public entity; may not be awarded or perform work as a contractor, supplier, subcontractor, or consultant under a contract with any public entity; and may not transact business with any public entity in excess of the threshold amount provided in Florida Statute § 287.017 for CATEGORY TWO for a period of 36 months following the date of being placed on the convicted list.

In addition, the Manatee County Code prohibits the award of any contract to any person or entity who/which has, within the past 5 years, been convicted of, or admitted to in court or sworn to under oath, a public entity crime or of any environmental law that, in the reasonable opinion of the purchasing official, establishes reasonable grounds to believe the person or business entity will not conduct business in a responsible matter. To insure compliance with the foregoing, the Code requires all persons or entities desiring to contract with the County to execute and file with the purchasing official an affidavit, executed under the pain and penalties of perjury, confirming that person, entity and any person(s) affiliated with the entity, does not have such a record and is therefore eligible to seek and be awarded business with the County. In the case of a business entity other than a partnership or a corporation, such affidavit shall be executed by an authorized agent of the entity. In the case of a partnership, such affidavit shall be executed by the general partner(s). A Public Contracting and Environmental Crimes Certification is attached for this purpose.

**A.21 DISCOUNTS**

Any and all discounts must be incorporated in the prices contained in the bid and not shown separately. The prices as shown on the bid form shall be the price used in determining award.

**A.22 TAXES**

Manatee County is exempt from Federal Excise and State Sales Taxes. (F.E.T. Exempt Cert. No. 59-78-0089K; FL Sales Tax Exempt Cert. No. 85-8012622206C-6); therefore, the vendor is prohibited from delineating a separate line item in his bid for any sales or service taxes. Nothing herein shall affect the vendor's normal tax liability.

**A.23 DESCRIPTIVE INFORMATION**

Unless otherwise specifically provided in the specifications, all equipment, materials and articles incorporated in the work covered by this contract shall be new and of the most suitable grade for the purpose intended. Unless otherwise specifically provided in the specifications, reference to any equipment, material, article or patented process, by trade name, brand name, make or catalog number, shall be regarded as establishing a standard of quality and shall not be construed as limiting competition.

**A.24 AMERICANS WITH DISABILITIES ACT**

The Board of County Commissioners of Manatee County, Florida, does not discriminate upon the basis of any individual's disability status. This non-discrimination policy involves every aspect of the County's functions including one's access to, participation, employment, or treatment in its programs or activities. Anyone requiring reasonable accommodation for an **Information Conference** or **Bid Opening** should contact the person named on the first page of this bid document at least twenty-four (24) hours in advance of either activity.

**A.25 EQUAL EMPLOYMENT OPPORTUNITY CLAUSE**

In accordance with the provisions of Title VI of the Civil Rights Act of 1964 and Title 15, Part 8 of the Code of Federal Regulations, Manatee County hereby notifies all prospective offerors that they will affirmatively ensure minority business enterprises will be afforded full opportunity to participate in response to this advertisement and will not be discriminated against on the grounds of race, color or national origin in consideration for an award of contract.

**A.27 MBE/WBE**

The State of Florida, **Office of Supplier Diversity** provides the certification process and the database for identifying certified MBE/WBE firms. This service may be directly accessed at: <http://www.osd.dms.state.fl.us/iframe.htm>

If you have any questions regarding this State service, please contact their office at (850) 487-0915.

**A.28 MATHEMATICAL ERRORS**

In the event of multiplication/extension error(s), the unit price shall prevail. In the event of addition error(s) the extension totals will prevail. All bids shall be reviewed mathematically and corrected, if necessary, using these standards, prior to additional evaluation.

**A.29 DISCLOSURE**

Bids become subject to disclosure 30 days after the Opening or if a notice of intended award decision is made earlier than this time as provided by Florida Statute 119.071 (1) (b). No announcement or review of the offer shall be conducted at the public opening. If the County rejects all offers and concurrently notices its intent to reissue the solicitation, initial offers are exempt until the County provide notice of its intended decision or 30 days after the opening of the new offers.

Based on the above, Manatee County will receive bids at the date and time stated, and will make public at the opening the names of the business entities of all that submitted an offer and any amount presented as a total offer without any verification of the mathematics or the completeness of the offer. Upon the expiration of the statutory term for exemption the actual documents may be inspected or copied. When County staff have completed a mathematic validation and inspected the completeness of the offers, tabulation shall be posted on [www.mymanatee.org](http://www.mymanatee.org).

**A.30 E-VERIFICATION**

Contractor shall utilize the U.S. Department of Homeland Security's E-Verify system, in accordance with the terms governing use of the system, to confirm the employment eligibility of;

1. all persons employed by the Contractor during the term of the Contract to perform employment duties within Florida; and
2. all persons, including subcontractors, assigned by the Contractor to perform work pursuant to the contract with the State Agency.

**NOTE: ANY OR ALL STATEMENTS CONTAINED IN THE FOLLOWING SECTIONS: BASIS OF AWARD, TERMS AND CONDITIONS OF THE CONTRACT, OR SPECIFICATIONS, WHICH VARY FROM THE INFORMATION TO BIDDERS, SHALL HAVE PRECEDENCE.**

**END OF SECTION A**

SECTION 00020  
**BASIS OF AWARD**

**B.01 BASIS OF AWARD**

Award shall be to the responsive, responsible bidder meeting specifications and having the lowest Total Bid Price for **Bid "A"**, or the lowest Total Bid Price for **Bid "B"**, for the requirements listed on the Bid Form for the Work as set forth in this Invitation For Bid. Bid Prices shall include costs for furnishing all labor, equipment and/or materials for the completion of the Work in accordance with and in the manner set forth and described in the Contract Documents to the County's satisfaction within the prescribed time.

**Two schedules for Completion of the Work shall be considered. Each bid for completion by the specified stated time shall be offered as a separate "Total Bid Price". The County has the sole authority to select the bid based on the Completion Time which is in the best interest of the County. Only one award shall be made.**

In evaluating bids, the County shall consider the qualifications of the bidders; and if required, may also consider the qualifications of the subcontractors, suppliers, and other persons and organizations proposed. County may also consider the operating costs, maintenance requirements, performance data and guarantees of major items of materials and equipment proposed for incorporation in the Work.

Whenever two or more bids are equal with respect to price, quality and service, the bid received from a local business shall be given preference in award. Whenever two or more bids which are equal with respect to price, quality and service are received, and both bids and neither of these bids are received from a local business, the award shall be determined by a chance drawing conducted by the Purchasing Office and open to the public.

Local business is defined as a business duly licensed and authorized to engage in the sale of goods and/or services to be procured, which has a place of business in Manatee County with full time employees at that location.

**B.02 SUBCONTRACTORS**

Subcontractors shall be bound by the terms and conditions of this contract insofar as it applies to their Work, but this shall not relieve the prime contractor from the full responsibility of the County for the proper completion of all Work to be executed under this contract.

The employment of unauthorized aliens by any vendor is considered a violation of Section 274 (e) of the Immigration and Employment Act. If the vendor knowingly employs unauthorized aliens, such violation shall be cause for unilateral cancellation of this agreement.

**B.03 QUALIFICATIONS OF BIDDERS**

Each bidder must secure all licenses required (in accordance with Chapter 489 Florida Statutes) for the Work which is the subject of this bid; and, upon request, shall submit a true copy of all applicable licenses. The minimum license requirement for this project is a **General Contractor / OR Underground Utility Contractor holding an active valid Florida license and have a minimum of (1) year experience performing the same type of work.**

To demonstrate qualifications to perform the Work, each bidder must be prepared to submit within five days of County's request; written evidence such as financial data, previous experience, present commitments and other such data as may be requested. Bidder must be able to provide evidence of Bidder's qualification to do business in the state of Florida. Each bidder shall submit as a portion of their bid, a completed Contractor's Questionnaire included as Section 00430.

A complete list of all subcontractors proposed for any portion of the Work may be requested of any Bidder deemed necessary by the County. Subcontracts shall be awarded only to those subcontractors considered satisfactory by the County.

**B.04 PREPARATION OF CONTRACT**

A written notice confirming award or recommendation thereof will be forwarded to the Successful Bidder accompanied by the required number of unsigned counterparts of the Agreement. Within 10 days thereafter, Successful Bidder shall sign and deliver the required number of counterparts of the Agreement with any other required documents to County. (Note: Contract must be approved in accordance with the Manatee County Code of Laws, Chapter 2-26, Manatee County Purchasing Ordinance and the Standards and Procedures approved by the County Administrator).

**B.05 INSPECTION OF SITE**

Inspection of the site is a requirement to be considered for award of this Contract. Prior to submitting a Bid Form, each bidder shall examine the site and all conditions thereby fully familiarizing themselves with the full scope of the project. Failure to become familiar with the site conditions will in no way relieve the successful bidder from the necessity of furnishing any materials or performing any work that is required to complete the project in accordance with the plans and specifications. Site visit(s) shall be acknowledged in Section 00300, Bid Form page #00300-2.

Bidders shall contact Mr. Jim Marble at 941-792-8811, Extension 5376 to schedule an appointment to view the required sites.

**END OF SECTION B**

SECTION 00030  
**GENERAL TERMS AND CONDITIONS OF THE CONTRACT**

**C.01 CONTRACT FORMS**

The agreement resulting from the acceptance of a bid shall be in the form of the agreement stated in this bid.

**C.02 ASSIGNMENT OF CONTRACT**

Contractor shall not assign, transfer, convey, sublet or otherwise dispose of this Contract or of his right, title, or interest therein, or his power to execute such Contract, or to assign any monies due or to become due there under to any other person, firm or corporation unless first obtaining the written consent of the County. The giving of such consent to a particular subcontractor assignment shall not dispense with the necessity of such consent to any further or other assignment.

**C.03 COMPLETION OF WORK**

The Work will be completed and ready for final inspection within the specified calendar days from the date the Contract Time commences to run. Two bids shall be considered based on **Bid "A" 320 calendar days** and **Bid "B" based on 260 calendar days**. The County has the sole authority to select the bid based on the Completion Time which is in the best interest of the County. Only one award shall be made.

**C.04 LIQUIDATED DAMAGES**

If the Contractor refuses or fails to prosecute the Work, or any separable part thereof, with such diligence as will hinder its completion within the time specified, the County may seek damages. The actual damages for delay will be impossible to determine and in lieu thereof, the Contractor shall pay to the County the sum of **\$566.00** as fixed, agreed, and liquidated damages for each calendar day of the delay until the Work is finally accepted by the County and the Contractor and his Surety shall be liable for the amount thereof.

**C.05 PAYMENT**

Contractor may apply for partial payment on monthly estimates, based on the amount of Work done or completed in compliance with the provisions of the Contract. Contractor shall submit an application, on a standard pay application form provided or approved by the County, of an approximate estimate of the proportionate value of the Work done, items and locations of the Work performed up to and including the last day of the period then ending. The County will then review said estimate and make any necessary revisions so that the estimate can receive approval for payment. If the Contractor and the County do not agree on the approximate estimate of the proportionate value of the Work done for any pay period, the determination of the County will be binding. Payment shall be made within 20 days after the pay estimate has been approved by the County; or within 25 business days if County's consultant / agent approval is required.

**C.05 PAYMENT (Continued)**

Any damage to or loss of said materials is the full responsibility of the Contractor. Any Periodical Pay Estimate signed by the Contractor shall be final as to the Contractor for any or all work covered by the Periodical Pay Estimate.

Any requests for payment of materials stored on site must be accompanied with a paid receipt. The Contractor warrants and guarantees that title to all work, materials and equipment covered by any application for payment, whether incorporated in the project or not, will pass to the County at the time of payment free and clear of all liens, claims, security interests and encumbrances (hereafter referred to as "Liens").

The Contractor agrees to furnish an affidavit stating that all laborers, material men, and subcontractors have been paid on the project for Work covered by the application for payment and that a partial or complete release of lien, as may be necessary, be properly executed by the material men, laborers, subcontractors on the project for Work covered by the application for payment, sufficient to secure the County from any claim whatsoever arising out of the aforesaid Work.

When the Contractor has completed the Work in compliance with the terms of the Contract Documents, he shall notify the County in writing that the project is ready for final inspection. The County will then advise the Contractor as to the arrangements for final inspection and what Work, if any, is required to prepare the project or a portion thereof for final inspection. When the County determines the project or portion thereof is ready for final inspection, the County shall perform same. Upon completion of final inspection, the County will notify Contractor of all particulars in which this inspection reveals that the Work is incomplete or defective. Contractor shall immediately take such measures as are necessary to complete such Work or remedy such deficiencies. When all such errors have been corrected, a final re-inspection will be made. The process will be repeated until, in the opinion of the County, the project has been completed in compliance with the terms of the Contract Documents.

When final acceptance has been made by the County, the County will make final payment of the Contract amount, plus all approved additions, less approved deductions and previous payments made. The Contract will be considered complete when all work has been finished, the final inspection made, approved as-builts received, and the project finally accepted in writing by the County. The Contractor's responsibility shall then terminate except as otherwise stated.

**C.06 RETAINAGE**

A **retainage** of 2.5% of the total contract amount shall be withheld from payments after 75% completion of the Work. Upon substantial completion, this retainage shall be reduced to 1% of the total contract amount plus such amount as the County may reasonably deem necessary to repair, replace, complete or correct any damaged, defective, incorrect or incomplete work. Upon final acceptance, the remaining retainage shall be included in the final payment.

**C.07 WARRANTY AND GUARANTEE PROVISIONS**

All work, materials, and equipment furnished as defined herein shall be guaranteed and warranted by the contractor for a minimum period of three (3) years, unless otherwise specified, from final acceptance by the County to be free from defects due either to faulty materials or equipment or faulty workmanship.

All materials, equipment, and workmanship furnished and installed by the contractor is warranted and guaranteed by the contractor to meet the required standards and to accomplish the purposes and functions of the project as defined, detailed, and specified herein.

The County shall, following discovery thereof, promptly give written notice to the contractor of faulty materials, equipment, or workmanship within the period of the guarantee and the contractor shall promptly replace any part of the faulty equipment, material, or workmanship at his own cost. These warranty and guarantee provisions create no limitations on the County as to any claims or actions for breach of guaranty or breach of warranty that the County might have against parties other than the contractor, and do not constitute exclusive remedies of the County against the contractor.

**C.8 ROYALTIES AND PATENTS**

The contractor shall pay all royalties and license fees for equipment or processes in conjunction with the equipment and/or services being furnished. Contractor shall defend all suits or claims for infringement of any patent, trademark or copyright, and shall save the County harmless from loss on account thereof, including costs and attorney's fees.

**C.9 AUTHORIZED PRODUCT REPRESENTATION**

The contractor, by virtue of submitting the name and specifications of a manufacturer's product, will be required to furnish the named manufacturer's product. Failure to perform accordingly may, in the County's sole discretion, be deemed a breach of contract, and shall constitute grounds for the County's immediate termination of the contract.

**C.10 REGULATIONS**

It shall be the responsibility of the bidder to assure compliance with any OSHA, EPA and/or other federal or state of Florida rules, regulations or other requirements, as each may apply.



### C.11 CANCELLATION

Any failure of the contractor to furnish or perform the Work (including, but not limited to, commencement of the Work, failure to supply sufficient skilled workers or suitable materials or equipment) in accordance with the contract, the County may order the stop of the Work, or any portion thereof, until the cause for such order has been eliminated. If the contractor persistently fails to perform the Work in accordance with the contract, the County reserves the right to terminate the contract and select the next qualified bidder or re-advertise this procurement in part or in whole. The County reserves the right to cancel all or any undelivered or unexecuted portion of this contract with or without cause.

### C.12 INDEMNIFICATION

The contractor covenants and agrees to indemnify and save harmless the County, its agents and employees, from and against all claims, suits, actions, damages, causes of action, or judgments arising out of the terms of the resulting agreement for any personal injury, loss of life, or damage to the property sustained as a result of the performance or non-performance of services or delivery of goods; from and against any orders, judgments, or decrees, which may be entered against the County, its agents or employees; and from and against all costs, attorney's fees, expenses and other liabilities incurred in the defense of any such claim, suit or action, and the investigation thereof. Nothing in the award, resulting agreement, contract or Purchase Order shall be deemed to affect the rights, privileges and immunities of the County as set forth in Florida Statute Section 768.28.

### C.13 MANUALS, SCHEMATICS, HANDBOOKS (IF APPLICABLE)

All manuals, schematics and handbooks shall be provided which are applicable to the equipment delivered. An operators manual, parts manual and technician manual must also be provided. Parts lists (manuals) must include OEM part numbers for items not manufactured by the bidder. Vendor shall furnish two (2) copies of each.

### C.14 INSURANCE

The contractor will not commence work under a contract until all insurance under this section and such insurance coverage as might be required by the County has been obtained. The contractor shall obtain, and submit to purchasing within 10 calendar days of request, at his expense, the following minimum amounts of insurance (inclusive of any amounts provided by an umbrella or excess policy):

a. Workers' Compensation/Employers' Liability

Part One - There shall be no maximum limit (other than as limited by the applicable statute) for liability imposed by Florida Workers' Compensation Act or any other coverage required by the contract documents which are customarily insured under Part One of the standard Workers' Compensation Policy.

**C.14 INSURANCE (Continued)**

Part Two - The minimum amount of coverage required by the contract documents which are customarily insured under Part Two of the standard Workers' Compensation Policy shall be:

<u>\$100,000</u>	(Each Accident)
<u>\$500,000</u>	(Disease-Policy Limit)
<u>\$100,000</u>	(Disease-Each Employee)

b. Commercial General Liability

The limits are to be applicable only to work performed under this contract and shall be those that would be provided with the attachment of the Amendment of Limits of Insurance (Designated Project or Premises) endorsement (ISO Form CG 25 03) a Commercial General Liability Policy with the following minimum limits.

General Aggregate:

Products/Completed Operations Aggregate	<u>\$1,000,000</u>
Personal and Advertising Injury Each Occurrence	<u>\$1,000,000</u>
Fire Damage (Any One Fire)	<u>\$Nil</u>
Medical Expense (Any One Person)	<u>\$Nil</u>

c. Business Auto Policy

Each Occurrence Bodily Injury and Property Damage Liability Combined	<u>\$300,000</u>
Annual Aggregate (if applicable):	<u>\$1,000,000</u>

d. County's Protective Liability Coverage

The minimum OPC Policy limits per occurrence and, if subject to an aggregate, annual aggregate to be provided by the contractor shall be the same as the amounts shown above as the minimum per occurrence and general policy aggregate limits respectively required for the Commercial General Liability coverage. The limits afforded by the OPC Policy and any excess policies shall apply only to the County and the County's officials, officers, agents and employees and only to claims arising out of or in connection with the work under this contract.

e. Property Insurance

**If this contract includes** construction of or additions to above ground buildings or structures, contractor shall provide "**Builder's Risk**" insurance with the minimum amount of insurance to be 100% of the value of such addition(s), building(s), or structure(s).

**C.14 INSURANCE (Continued)****f. Installation Floater**

**If this contract does not include** construction of or additions to above ground building or structures, **but does involve** the installation of machinery or equipment, contractor shall provide an "**Installation Floater**" with the minimum amount of insurance to be 100% of the value of such addition(s), building(s), or structure(s).

**g. Certificates of Insurance and Copies of Policies**

Certificates of Insurance in triplicate evidencing the insurance coverage specified in the six above paragraphs a., b., c., d., e., and f., shall be filed with the Purchasing Official before operations are begun. The required certificates of insurance shall name the types of policy, policy number, date of expiration, amount of coverage, companies affording coverage, and also shall refer specifically to the bid number, project title and location of project. Insurance shall remain in force at least one year after completion and acceptance of the project by the County, in the amounts and types as stated herein, with coverage for all products and services completed under this contract.

**ADDITIONAL INSURED: The contractor shall name Manatee County, a political subdivision of the State of Florida as additional insured in each of the applicable policies.**

If the initial insurance expires prior to the completion of operations and/or services by the contractor, renewal certificates of insurance and required copies of policies shall be furnished by the contractor and delivered to the Purchasing Official thirty (30) days prior to the date of their expiration.

Nothing herein shall in any manner create any liability of the County in connection with any claim against the contractor for labor, services, or materials, or of subcontractors; and nothing herein shall limit the liability of the contractor or contractor's sureties to the County or to any workers, suppliers, material men or employees in relation to this contract.

**C.15 BID BOND/CERTIFIED CHECK**

By offering a submission to this Invitation For Bid, the bidder agrees should the bidder's bid be accepted, **to execute the form of contract and present the same to Manatee County for approval within 10 days after being notified of the awarding of the contract.** The bidder further agrees that failure to execute and deliver said form of contract **within 10 days** will result in damages to Manatee County and as guarantee of payment of same a bid bond/certified check shall be enclosed within the submitted sealed bid in the amount of five (5%) percent of the total amount of the bid.

**C.15 BID BOND/CERTIFIED CHECK (Continued)**

The bidder further agrees that in case the bidder fails to enter into a contract, as prescribed by Manatee County, the bid bond/certified check accompanying the bid shall be forfeited to Manatee County as agreed liquidated damages. If the County enters into a contract with a bidder, or if the County rejects any and/or all bids, accompanying bond will be promptly returned.

**C.16 PERFORMANCE AND PAYMENT BONDS**

The successful bidder shall furnish surety bonds as security for faithful performance of the contract awarded as a result of this bid, and for the payment of all persons performing labor and/or furnishing material in connection therewith. Surety of such bonds shall be in an amount equal to the bid award (100% each) and from a duly authorized and nationally recognized surety company, authorized to do business in Florida, satisfactory to this County. The attorney-in-fact who signs the bonds must file with the bonds a certificate and effective dated copy of power-of-attorney. (Reference Florida Statute 255.05)

Furnishing the performance and payment bonds shall be requisite to execution of a contract with the County. Said performance and payment bonds will remain in force for the duration of the contract with the premiums paid by the contractor. Failure of successful bidder to execute such contract and to supply the required bonds shall be just cause for annulment of the award.

The County may then contract with another acceptable bidder or re-advertise this Invitation For Bid. If another bidder is accepted, and notice given within 90 days after the opening of bids, this acceptance shall bind the bidder as though they were originally the successful bidder.

Failure of the County at any time, to require performance by the contractor of any provisions set out in the contract will in no way affect the right of the County, thereafter, to enforce the provisions. Bonds to remain in effect for one year after final payment becomes due.

**C.17 NO DAMAGES FOR DELAY**

No claim for damages or any claim other than for an extension of time shall be made or asserted against the County by reason of any delays. The Contractor shall not be entitled to an increase in the Total Contract Price or payment or compensation of any kind from the County or direct, indirect, consequential impact or other costs, expenses for damages, including but not limited to costs of acceleration or inefficiency arising because of delay, disruption, interference or hindrance from any

C.17 NO DAMAGES FOR DELAY (Continued)

cause whatsoever; provided, however, that this provision shall not preclude recovery or damages by the Contractor for hindrance or delays due solely to fraud, bad faith, or active interference on part of the County or its agents. Otherwise, the Contractor shall only be entitled to extensions of the Contract Time as the sole and exclusive remedy for such resulting delay, in accordance with and to the extent specifically provided above.

C.18 NO INTEREST

Any monies not paid by the County when claimed to be due to the Contractor under this Contract shall not be subject to interest including prejudgment interest. Any monies not paid by the County when claimed to be due to the Contractor for damages awarded in the case of construction delays shall not be subject to prejudgment interest.

C.19 CONSTRUCTION OF CONTRACT

This Contract and the rights and responsibilities hereunder shall not be construed more strongly against either party, regardless of the extent to which such party may have participated in the preparation hereof.

C.20 BE GREEN

All Vendors/Bidders/Quoters/Proposers (*as applicable*) are encouraged to use as many **environmentally preferable** "green" products, materials, supplies, etc. as possible in order to promote a safe and healthy environment. **Environmentally preferable are products or services that have a reduced adverse effect on the environment.** Provide detail of your organization's initiative and its ability to meet the goal of environmental sustainability.

**END OF SECTION C**

**SECTION 00100**  
**BID SUMMARY**

**D.01 THE WORK**

The Work included in this contract consists of the Rehabilitation of seven (7) sewage lift stations, which consists of, but not limited to, replacement of discharge piping, fittings, valves, swing valves, guide rails, pipe bracing, base ells, mounting plates, wet well cleaning, wet well lining and/or wet well/valve vault top replacement. See individual plan sheets for specific rehabilitation requirements for each lift station.

The Contractor shall furnish all shop drawings, working drawings, labor, materials, equipment, tools, services and incidentals necessary to complete all work required by these Specifications, the current Manatee County Public Works Utility Standards, and as shown on the Contract Drawings.

The Contractor shall perform the work complete, in place and ready for continuous service and shall include any repairs, replacements, and/or restoration required as a result of damages caused prior to acceptance by the County. He shall leave the fuel tanks full after all testing is complete.

The Contractor shall be responsible for all permitting including all structural, electrical or other drawings needed for him to obtain required permits. The Contractor shall furnish and install all materials, equipment and labor which are reasonably and properly inferable and necessary for the proper completion of the work, whether specifically indicated in the Contract Documents or not.

Record drawings are required showing the final surveyed locations of all improvements.

**D.02 SUBCONTRACTORS, SUPPLIERS AND OTHERS**

The identity of subcontractors, suppliers, and other persons and organizations (including those who are to furnish the principal items of material and equipment) may be requested by the County for each bid item from any of the Bidders; and the Bidder shall respond within five days after the date of such request. Such list shall be accompanied by an experience statement with pertinent information regarding similar projects and other evidence of qualification for each such subcontractor, supplier, persons or organization if requested by County. If County, after due investigation, has reasonable objection to any proposed subcontractor, supplier, other person or organization, County may, before the Notice of Award is given, request the apparent successful Bidder to submit an acceptable substitute without an increase in Contract Price or Contract Time.

**D.02 SUBCONTRACTORS, SUPPLIERS AND OTHERS (Continued)**

If apparent successful Bidder declines to make any such substitution, County may award the contract to the next lowest qualified Bidder that proposes to use acceptable subcontractors, suppliers, and other persons who County does not make written objection to Contractor shall not be required to employ any subcontractor, supplier, other person or organization who Contractor has reasonable objection to.

Subcontractors shall be bound by the terms and conditions of this contract insofar as it applies to their Work, but this shall not relieve the prime contractor from the full responsibility to the County for the proper completion of all Work to be executed under this contract.

**D.03 BIDS**

Bids are to be submitted in **triplicate, one original and two copies**, upon the County supplied forms. All blank spaces must be filled in as noted with amounts extended and totaled and no changes shall be made in the wording of the forms or in the items mentioned therein. In the event a change is made in your submittal, the Bidder shall write its initials by the change. Any bid may be rejected which contains any omissions, alterations, irregularities of any kind, or which shall in any manner fail to conform to bid requirements.

A bid made by an individual, either in his/her own or proper person or under a trade or firm name, shall be executed under the individual's signature. If made by a partnership, the bid shall be executed by two or more of the general partners. If made by a corporation, the bid shall be executed by its President or other legally authorized corporate officer or agent.

**D.04 EXAMINATION OF CONTRACT DOCUMENTS AND SITE**

It is the responsibility of each Bidder before submitting a Bid, to (a) examine the Bid Documents thoroughly; (b) visit the site to become familiar with local conditions that may affect cost, progress, performance, or furnishing of the Work; (c) consider federal, state, and local codes, laws, and regulations that may affect costs, progress, performance, or furnishing of the Work; (d) study and carefully correlate Bidder's observations with the Bid Documents; and (e) notify County of all conflicts, errors, or discrepancies in the Bid Document.

The accuracy of the existing utility locations shown on the plans is approximate and without express or implied warranty. Each Bidder may, at Bidder's own expense, make or obtain any additional examinations, investigations, explorations, tests and studies, and obtain any additional information and data which pertain to the physical conditions at or contiguous to the site or otherwise which may affect cost, progress, performance or furnishing of the Work and which Bidder deems necessary to determine his Bid for performing and furnishing the Work in accordance with the time, price and other terms and conditions of the Contract Documents.

**D.04 EXAMINATION OF CONTRACT DOCUMENTS AND SITE (Continued)**

County will provide each Bidder access to the site to conduct such explorations and tests. Bidder shall fill all holes, clean up and restore the site to its former condition upon completion of such explorations. The lands upon which the Work is to be performed, rights-of-way and easements for access thereto, and other lands designated for use by Contractor in performing the Work are identified in the Contract Documents. All additional lands and access thereto required for temporary construction facilities or storage of materials and equipment are to be provided by Contractor. Easements for permanent structures or permanent changes in existing structures are to be obtained and paid for by County unless otherwise provided in the Contract Documents.

**D.05 MATERIALS AND WORKMANSHIP**

All materials and apparatus required for this Work, except as specifically specified otherwise, shall be new, of first class quality, and shall be furnished, delivered, connected and finished in every detail. Construction shall be prescribed by good industry practice and in accordance with manufacturer's recommendations for the type being installed.

Use skilled workman trained and experienced in the necessary trades and who are completely familiar with the specified requirements and the methods needed for proper performance of the Work of this section.

**D.06 REGULATIONS AND MATERIAL DISPOSAL**

It shall be the responsibility of the contractor to assure compliance with any OSHA, EPA, federal, state, and/or local rules, regulations or other requirements as each may apply.

**D.07 PROJECT CLOSE-OUT**

Clean construction site and remove any and all excess materials. Correct any damages to property that may have occurred as a result of installation and/or delivery. Repair and patch all surfaces cut for installation. The Contractor shall remedy any deficiencies promptly should the County determine any work is incomplete or defective.

When the County determines the Work is acceptable in accordance with this Invitation for Bid, the Contractor shall provide the close out submittals, including but not necessarily limited to the following:

- |       |                                   |                   |
|-------|-----------------------------------|-------------------|
| 1 set | Certificate of warranties         |                   |
| 1 set | Manufacturer's product literature | (when applicable) |
| 1 set | Project Record Drawings           |                   |
| 1 set | Subcontractor Information         | (when applicable) |



**D.08 DISCRETIONARY WORK**

This Bid Item entails minor increases (that may be directed by staff) to existing bid item quantities or minor modification items not bid which were unforeseen and necessary during the construction to provide a safe, complete project in accordance with Bid Documents. (This will not affect the requirement for change orders involving major modifications to the project.) Payment for all Work under this item shall be made only at the County's discretion in order to satisfactorily complete the project. In general, this item is for unanticipated conflicts and/or design changes required during construction which are necessary to complete the project without changing the initial scope of Work and without costly delays.

**END OF SECTION D**

## SECTION 00150

**MANATEE COUNTY LOCAL PREFERENCE LAW AND VENDOR REGISTRATION****E.01 Vendor Registration**

All vendors are encouraged to register with Manatee County using the on-line "Vendor Registration" web page on [www.mymanatee.org](http://www.mymanatee.org).

Enclosed are a copy of the current Manatee County law that details the County's Local Preference and the County's definition of a Local Business.

If you assert that your firm meets the stated definition of a Local Business, we ask that in addition to registering on the County's Web page, you fill out the attached "**Affidavit As To Local Business Form**" that is included in this section, have the completed document notarized, and mail the original to the following address: Manatee County Administration Center, 1112 Manatee Avenue West, Suite 803, Bradenton, FL 34205.

Your cooperation in registering your business with Manatee County will enhance our opportunities to identify sources for goods and services, plus identify Local Businesses. This information is used for soliciting quotations up to \$250,000.00 and for competitive solicitations of larger purchases.

You will note that Manatee County collaborates with the Manatee Chamber of Commerce, posting bids on [www.manatee-chamber.com](http://www.manatee-chamber.com) as well as using the same vendor categories for registration.

Our staff can assist you with your registration as needed. Our office hours are 8:00 A.M. to 5:00 P.M., Monday through Friday on regular business days. Please call (941) 749-3014 if you wish to have a purchasing staff member assist you.

**Quick steps to registration:**                      **[www.mymanatee.org](http://www.mymanatee.org)**

A link to "Purchasing" is listed under "Quick Links" on page one of the County Web Site.

On the left hand side of the Purchasing Web page, click on "Vendor Registration".

This will bring up the Vendor Registration form for on-line input. Please note that the definition of a "Local Business" changed on March 17, 2009. The Web page will be updated to include the current Law which has been provided in this section of the bid.

Thank you for reviewing this information and considering registering your business with Manatee County. Registration is not mandatory; however, by taking the time to register, you are helping the County to provide timely notifications of quotation, bid and proposal opportunities to your business.

**E.02 Section 2-26-6. Local preference, tie bids, local business defined.**

(a) Whenever a responsible local business bidder and a responsible non-local business bidder are found, upon the opening of bids, to have both submitted the lowest responsive bid, the bid of the local bidder shall be awarded the contract. Should more than one responsible local business bidder match the responsible non-local business bidder's lowest responsive bid, or should no responsible local business bidder match the lowest responsive bid but two or more responsible non-local business bidders submit lowest responsive bids for equal amounts, then the award of the contract shall be determined by a chance drawing, coin toss, or similar tie-breaking method conducted by the purchasing office and open to the public. Any bidders seeking to be recognized as local businesses for purposes of this local business preference provision may be required by the terms of the bid announcement to certify they meet the definition of local business set forth in this section, and to register as a local business with the County in the manner prescribed by the County to facilitate the County's ability to track the award of contracts to local businesses and to allow the County to provide future notifications to its local businesses concerning other bidding opportunities.

(b) Nothing herein shall be deemed to prohibit the inclusion of requirements with respect to operating and maintaining a local place of business in any invitation for bids when the bidder's location materially affects the provisions of the services or supplies that are required by the invitation.

**(c) Local business is defined as a business legally authorized to engage in the sale of the goods and/or services to be procured, and which certifies within its bid that for at least six (6) months prior to the announcement of the solicitation of bids it has maintained a physical place of business in Manatee, Desoto, Hardee, Hillsborough, Pinellas or Sarasota County with at least one full-time employees at that location.**

**(d) Each solicitation for bids made by the County shall contain terms expressly describing the local business preference policies of the County, and shall provide that by electing to submit a bid pursuant to a request for bids, all bidders are deemed to understand and agree to those policies.**

(e) For all contracts for architecture, professional engineering, or other professional services governed by Florida Statute § 287.055, the Consultants' Competitive Negotiation Act, the County shall include the local business status of a firm among the factors considered when selecting which firms are "most highly qualified." In determining which firm is the "most qualified" for purposes of negotiating a satisfactory contract, preference shall be given to a local business where all other relevant factors are equal.

(f) Local preference shall not apply to the following categories of contracts:

1. Goods or services provided under a cooperative purchasing agreement or similar "piggyback" contract;
2. Contracts for professional services subject to Florida Statute § 287.055, the Consultants' Competitive Negotiation Act, except as provided for in subsection (e) above;

**E.02 Section 2-26-6. Local preference, tie bids, local business defined. (Continued)**

3. Purchases or contracts which are funded, in whole or in part, by a governmental or other funding entity, where the terms and conditions of receipt of the funds prohibit the preference;
  4. Purchases or contracts made pursuant to a non-competitive award process, unless otherwise provided by this section;
  5. Any bid announcement which specifically provides that the general local preference policies set forth in this section are suspended due to the unique nature of the goods or services sought, the existence of an emergency as found by either the County commission or County administrator, or where such suspension is, in the opinion of the County attorney, required by law.
- (g) To qualify for local preference under this section, **a local business must certify to the County that it:**
1. Has not within the five years prior to the bid announcement admitted guilt or been found guilty by any court or state or federal regulatory enforcement agency of violation of any criminal law, or a law or administrative regulation regarding fraud;
  2. Is not currently subject to an unresolved citation or notice of violation of any Manatee County Code provision, except citations or notices which are the subject of a current legal appeal, as of the date of the bid announcement;
  3. Is not delinquent in the payment of any fines, liens, assessments, fees or taxes to any governmental unit or taxing authority within Manatee County, except any such sums which are the subject of a current legal appeal.

Ref: Ordinance 09-21 and 09-23 **PASSED AND DULY ADOPTED** in open session, with a quorum present and voting, on the 17<sup>th</sup> day of March, 2009.

**END OF SECTION E**

**MANATEE COUNTY GOVERNMENT  
AFFIDAVIT AS TO LOCAL BUSINESS  
(Complete and Initial Items B-F)**

**A. Authorized Representative**

I, [name] \_\_\_\_\_, am the [title] \_\_\_\_\_

and the duly authorized representative of: [name of business] \_\_\_\_\_  
\_\_\_\_\_, and that I possess direct personal knowledge to make informed responses to these certifications and the legal authority to make this Affidavit on behalf of myself and the business for which I am acting; and by electing to submit a bid pursuant to this Invitation for Bids, shall be deemed to understand and agree to the local business preference policies of Manatee County; and that I have the direct knowledge to state that this firm complies with all of the following conditions to be considered to be a Local Business as required by the Manatee County Code of Law, Section 2-26-6.

**B. Place of Business:** I certify that the above business is legally authorized to engage in the sale of goods and/or services and has a physical place of business in Manatee, DeSoto, Hardee, Hillsborough, Pinellas or Sarasota County with at least one (1) fulltime employee at that location. The physical address of the location which meets the above criteria is: \_\_\_\_\_ [Initial]\_\_\_\_  
Phone No.: \_\_\_\_\_ Fax No.: \_\_\_\_\_ Email: \_\_\_\_\_

**C. Business History:** I certify that business operations began at the above physical address with at least one fulltime employee on [date] \_\_\_\_\_ [Initial]\_\_\_\_

**D. Criminal Violations:** I certify that within the past five years of the date of this Bid announcement, this business has not admitted guilt nor been found guilty by any court or local, state or federal regulatory enforcement agency of violation of any criminal law or administrative regulation regarding fraud. [Initial]\_\_\_\_

**E. Citations or Code Violations:** I certify that this business is not currently subject to any unresolved citation or notice of violation of any Manatee County Code provision, with the exception of citations or notices which are the subject of a legal current appeal within the date of this bid announcement. [Initial] \_\_\_\_\_

**F. Fees and Taxes:** I certify that within this business is not delinquent in the payment of fines, liens, assessments, fees or taxes to any governmental unit or taxing authority within Manatee County, with the exception of those which are the subject of a legal current appeal. [Initial]\_\_\_\_

*Each of the above certifications is required to meet the qualification of "Local Business" under Manatee County Code of Law, 2-26-6.*

Signature of Affiant \_\_\_\_\_

STATE OF FLORIDA

COUNTY OF \_\_\_\_\_

Sworn to (or affirmed) and subscribed before me this \_\_\_\_ day of \_\_\_\_\_, 20\_\_\_\_, by (name of person making statement).

(Notary Seal) Signature of Notary: \_\_\_\_\_

Name of Notary (Typed or Printed) \_\_\_\_\_

Personally Known \_\_\_\_ OR Produced Identification \_\_\_\_ Type of Identification Produced \_\_\_\_\_

**Submit executed copy to Manatee County Purchasing, Suite 803, 1112 Manatee Avenue W., Bradenton, FL 34205.**

**BID FORM / Section 00300**  
**IFB #12-0854-OV / Satellite Lift Station Rehabilitation 2012 / Group 1**  
**(SUBMIT IN TRIPLICATE)**

Two schedules for Completion of the Work shall be considered. Each bid for completion by the specified stated time shall be offered as a separate "Total Bid Price". The County has the sole authority to select the bid based on the Completion Time which is the best interest of the County. Only one award shall be made.

We, the undersigned, hereby declare that we have carefully reviewed the bid documents, and with full knowledge and understanding of the aforementioned herewith submit this bid, meeting each and every specification, term, and condition contained in the Invitation for Bids.

We understand that the bid technical specifications, terms, and conditions in their entirety shall be made a part of any agreement or contract between Manatee County and the successful bidder. Failure to comply shall result in contract default, whereupon, the defaulting contractor shall be required to pay for any and all re-procurement costs, damages, and attorney fees as incurred by the County.

Communications concerning this Bid shall be addressed as follows:

Person's Name: \_\_\_\_\_

Address: \_\_\_\_\_ Phone: \_\_\_\_\_

Date: \_\_\_\_\_ FL Contractor License# \_\_\_\_\_

Bidder is a WBE/MBE Vendor? \_\_\_\_\_ Certification \_\_\_\_\_

COMPANY'S NAME: \_\_\_\_\_

AUTHORIZED SIGNATURE(S): \_\_\_\_\_

Name and Title of Above Signer(s) \_\_\_\_\_

CO. MAILING ADDRESS: \_\_\_\_\_

STATE OF INCORPORATION \_\_\_\_\_ (if applicable)

TELEPHONE: (\_\_\_\_) \_\_\_\_\_ FAX: (\_\_\_\_) \_\_\_\_\_

Email address: \_\_\_\_\_

I, \_\_\_\_\_ on \_\_\_\_\_ visited the project site to familiarize myself with the full scope of work required for the bid.

Acknowledge Addendum No. \_\_\_\_\_ Dated: \_\_\_\_\_ Acknowledge Addendum No. \_\_\_\_\_ Dated: \_\_\_\_\_

Acknowledge Addendum No. \_\_\_\_\_ Dated: \_\_\_\_\_ Acknowledge Addendum No. \_\_\_\_\_ Dated: \_\_\_\_\_

**BID FORM / Section 00300  
(SUBMIT IN TRIPLICATE) / IFB #12-0854-OV**

**For: Bid Form "A" Satellite Lift Station Rehabilitation 2012 / Group 1**

**(Based on 320 Calendar Day Completion)**

**Total Lift Station – Riverview Landings (RTU 223) \$ \_\_\_\_\_**

**Total Lift Station – Manatee Woods (RTU 319) \$ \_\_\_\_\_**

**Total Lift Station – S-7 (RTU 343) \$ \_\_\_\_\_**

**Total Lift Station – Bradenton Transitional Center (RTU 345) \$ \_\_\_\_\_**

**Total Lift Station – Whitfield Industrial Park (RTU 457) \$ \_\_\_\_\_**

**Total Lift Station – Candlewood (RTU 481) \$ \_\_\_\_\_**

**Total Lift Station – Copperfield (RU 498) \$ \_\_\_\_\_**

**GRAND TOTAL BID PRICE "A" \$ \_\_\_\_\_**

**BIDDER: \_\_\_\_\_**

**AUTHORIZED SIGNATURE: \_\_\_\_\_**

**BID FORM / Section 00300**  
**(SUBMIT IN TRIPLICATE) / IFB #12-0854-OV**

**For: Bid Form "B" Satellite Lift Station Rehabilitation 2012 / Group 1**

**(Based on 260 Calendar Day Completion)**

Total Lift Station – Riverview Landings (RTU 223) \$ \_\_\_\_\_

Total Lift Station – Manatee Woods (RTU 319) \$ \_\_\_\_\_

Total Lift Station – S-7 (RTU 343) \$ \_\_\_\_\_

Total Lift Station – Bradenton Transitional Center (RTU 345) \$ \_\_\_\_\_

Total Lift Station – Whitfield Industrial Park (RTU 457) \$ \_\_\_\_\_

Total Lift Station – Candlewood (RTU 481) \$ \_\_\_\_\_

Total Lift Station – Copperfield (RU 498) \$ \_\_\_\_\_

**GRAND TOTAL BID PRICE "B"** \$ \_\_\_\_\_

BIDDER: \_\_\_\_\_

AUTHORIZED SIGNATURE: \_\_\_\_\_



**BID FORM SECTION 00300 / SUBMIT IN TRIPLICATE**  
**SATELLITE LS R & R 2012 Group 1 - LS Riverview Landings RTU 223**

IFB 12-0854-OV

**Section / Twnshp/Range: S24/ T34S / R16E / Project No. 402.0019707/5001357**  
**PROJECT DESCRIPTION: Rehab Wetwell & Valve Vault Piping for LS / All Work within LS Site**

**(Bid "A" - Based on Completion Time of 320 calendar days) IFB #12-0854-OV**

ITEM NO.	DESCRIPTION	U/M	QTY	UNIT PRICE	EXTENDED PRICE
1	Wetwell Cleaning	SF	386	\$	\$
2	4" DR-11 HDPE Piping	LF	48	\$	\$
3	4" HDPE Flange Adapters w/Back-Up Rings	EA	4	\$	\$
4	4" HDPE Fittings	LB	6	\$	\$
5	BPIU.14 Base Ells	EA	2	\$	\$
6	Base Ell Mounting Plate	EA	2	\$	\$
7	S.S. Pipe Bracing, 6 FT. Dia.	EA	2	\$	\$
8	2" S.S. Pump Guide Rail System	LF	37	\$	\$
9	Resilient (Link) Seals w/ Carrier Pipe & Liner Repair	EA	5	\$	\$
10	Remove & Replace Ex. PC Drain P-trap (regROUT) & Liner Repair	EA	1	\$	\$
11	4" Flanged Gate Valve	EA	4	\$	\$
12	4" Flanged Swing Check Valve	EA	2	\$	\$
13	<i>INTENTIONALLY LEFT BLANK</i>				
14	Ductile Iron Fittings	LB	215	\$	\$
15	<i>INTENTIONALLY LEFT BLANK</i>				
16	4" Quick Coupler Adapter	EA	1	\$	\$
17	S. S. Valve Supports	EA	3	\$	\$
18	4"pvc Pipe (C900) (cross / tee to plug valve)	LF	8	\$	\$
19	8" Influent Line Plug	EA	2	\$	\$
20	By-Pass Pumping	DAY	10	\$	\$
21	Water Service	LF	8	\$	\$
22	<i>INTENTIONALLY LEFT BLANK</i>				
23	Relocate Ex. Backflow & Meter Assembly with Hose Bibb	EA	1	\$	\$

BIDDER: \_\_\_\_\_

AUTHORIZED SIGNATURE: \_\_\_\_\_

00300-4  
RIVERVIEW LANDINGS / Bid "A" (RTU 223)

**BID FORM SECTION 00300 / SUBMIT IN TRIPLICATE**  
**SATELLITE LS R & R 2012 Group 1 - LS Riverview Landings RTU 223**

IFB 12-0854-OV

Section / Twnshp/Range: S24/ T34S / R16E / Project No. 402.0019707/5001357  
**PROJECT DESCRIPTION: Rehab Wetwell & Valve Vault Piping for LS / All Work within LS Site**

**(Bid "A" - Based on Completion Time of 320 calendar days) IFB #12-0854-OV**

ITEM NO.	DESCRIPTION	U/M	QTY	UNIT PRICE	EXTENDED PRICE
24	Replace Ex. Wetwell Top Slab	EA	1	\$	\$
25	Aluminum Hatch Cover, 36" x 48" (Wetwell)	EA	1	\$	\$
26	6" PVC VENT. SCH. 80	EA	1	\$	\$
27	<i>INTENTIONALLY LEFT BLANK</i>				
28	Remove Ex. Valve Vault & Install New Conc. Valve Vault	LS	1	\$	\$
29	Aluminum Hatch Cover, 48" x 48" (Valve Vault)	EA	1	\$	\$
30	<i>INTENTIONALLY LEFT BLANK</i>				
31	<i>INTENTIONALLY LEFT BLANK</i>				
32	Wetwell Liner, Spray-On	SF	386	\$	\$
33	<i>INTENTIONALLY LEFT BLANK</i>				
34	<i>INTENTIONALLY LEFT BLANK</i>				
	<b>SUBTOTAL CONSTRUCTION COST</b>				\$
35	MOBILIZATION	LS	1	\$	\$
36	MISCELLANEOUS WORK, CLEAN UP & RECORD DRAWINGS	LS	1	\$	\$
37	DISCRETIONARY WORK				\$6,000.00
	<b>TOTAL CONSTRUCTION COST / LS RIVERVIEW LANDINGS, RTU 223/ BID "A" 320 CALENDAR DAY COMPLETION</b>				\$
			<b>BID "A"</b>		

BIDDER: \_\_\_\_\_

AUTHORIZED SIGNATURE: \_\_\_\_\_

00300-5  
RIVERVIEW LANDINGS / Bid "A" (RTU 223)

SATELLITE LS R & R 2012 Group 1 - LS Riverview Landings RTU 223

Section / Twnshp/Range: S24/ T34S / R16E / Project No. 402.0019707/5001357

PROJECT DESCRIPTION: Rehab Wetwell & Valve Vault Piping for LS / All Work within LS Site

(Bid "B" - Based on Completion Time of 260 calendar days) IFB #12-0854-OV

ITEM NO.	DESCRIPTION	U/M	QTY	UNIT PRICE	EXTENDED PRICE
1	Wetwell Cleaning	SF	386	\$	\$
2	4" DR-11 HDPE Piping	LF	48	\$	\$
3	4" HDPE Flange Adapters / w/Back-Up Rings	EA	4	\$	\$
4	4" HDPE Fittings	LB	6	\$	\$
5	BPIU.14 Base Ells	EA	2	\$	\$
6	Base Ell Mounting Plate	EA	2	\$	\$
7	S.S. Pipe Bracing, 6 FT. Dia.	EA	2	\$	\$
8	2" S.S. Pump Guide Rail System	LF	37	\$	\$
9	Resilient (Link) Seals w/ Carrier Pipe & Liner Repair	EA	5	\$	\$
10	Remove & Replace Ex. PVC Drain P-trap (regROUT) & Liner Repair	EA	1	\$	\$
11	4" Flanged Gate Valve	EA	4	\$	\$
12	4" Flanged Swing Check Valve	EA	2	\$	\$
13	INTENTIONALLY LEFT BLANK				
14	Ductile Iron Fittings	LB	215	\$	\$
15	INTENTIONALLY LEFT BLANK				
16	4" Quick Coupler Adapter	EA	1	\$	\$
17	S. S. Valve Supports	EA	3	\$	\$
18	4"PVC Pipe (C900) (cross / tee to plug valve)	LF	8	\$	\$
19	8" Influent Line Plug	EA	2	\$	\$
20	By-Pass Pumping	DAY	10	\$	\$
21	Water Service	LF	8	\$	\$
22	INTENTIONALLY LEFT BLANK				
23	Relocate Ex. Backflow & Meter Assembly with Hose Bibb	EA	1	\$	\$

BIDDER: \_\_\_\_\_

AUTHORIZED SIGNATURE \_\_\_\_\_

SATELLITE LS R & R 2012 Group 1 - LS Riverview Landings RTU 223

Section / Twnshp/Range: S24/ T34S / R16E / Project No. 402.0019707/5001357

PROJECT DESCRIPTION: Rehab Wetwell & Valve Vault Piping for LS / All Work within LS Site

(Bid "B" - Based on Completion Time of 260 calendar days) IFB #12-0854-OV

ITEM NO.	DESCRIPTION	U/M	QTY	UNIT PRICE	EXTENDED PRICE
24	Replace Ex. Wetwell Top Slab	EA	1	\$	\$
25	Aluminum Hatch Cover, 36" x 48" (Wetwell)	EA	1	\$	\$
26	6" PVC VENT. SCH. 80	EA	1	\$	\$
27	INTENTIONALLY LEFT BLANK				
28	Remove Ex. Valve Vault & Install New Conc. Valve Vault	LS	1	\$	\$
29	Aluminum Hatch Cover, 48" x 48" (Valve Vault)	EA	1	\$	\$
30	INTENTIONALLY LEFT BLANK				
31	INTENTIONALLY LEFT BLANK				
32	Wetwell Liner, Spray-On	SF	386	\$	\$
33	INTENTIONALLY LEFT BLANK				
34	INTENTIONALLY LEFT BLANK				
	<b>SUBTOTAL CONSTRUCTION COST</b>				\$
35	MOBILIZATION	LS	1	\$	\$
36	MISCELLANEOUS WORK, CLEAN UP & RECORD DRAWINGS	LS	1	\$	\$
37	DISCRETIONARY WORK				\$6,000.00
	<b>TOTAL CONSTRUCTION COST / LS RIVERVIEW LANDINGS, RTU 223/ BID "B"260 CALENDAR DAY COMPLETION</b>				\$
<b>BID "B"</b>					

BIDDER: \_\_\_\_\_

AUTHORIZED SIGNATURE \_\_\_\_\_

00300-7  
RIVERVIEW LANDINGS / Bid "B" (RTU 223)

SATELLITE LS R & R 2012 Group 1 - LS Manatee Woods, RTU 319

Section / Twnshp/Range: S01/ T35S / R17E / Project No. 402.0019707/5001356

PROJECT DESCRIPTION: Rehab Wetwell & Valve Vault Piping for LS / All Work within LS Site

(Bid "A" - Based on Completion Time of 320 calendar days) IFB #12-0854-OV

ITEM NO.	DESCRIPTION	U/M	QTY	UNIT PRICE	EXTENDED PRICE
1	Wetwell Cleaning	SF	547	\$	\$
2	4" DR-11 HDPE Piping	LF	49	\$	\$
3	4" HDPE Flange Adapters w/Back-Up Rings	EA	4	\$	\$
4	4" HDPE Fittings	LB	6	\$	\$
5	BPIU.14 Base Ells	EA	2	\$	\$
6	Base Ell Mounting Plate	EA	2	\$	\$
7	S.S. Pipe Bracing, 8 FT. Dia.	EA	2	\$	\$
8	2" S.S. Pump Guide Rail System	LF	38	\$	\$
9	Resilient (Link) Seals w/ Carrier Pipe & Liner Repair	EA	4	\$	\$
10	Remove & Replace Ex. PVC Drain P-trap (regROUT) & Liner Repair	EA	1	\$	\$
11	INTENTIONALLY LEFT BLANK				
12	INTENTIONALLY LEFT BLANK				
13	INTENTIONALLY LEFT BLANK				
14	INTENTIONALLY LEFT BLANK				
15	INTENTIONALLY LEFT BLANK				
16	INTENTIONALLY LEFT BLANK				
17	S. S. Valve Supports	EA	3	\$	\$
18	INTENTIONALLY LEFT BLANK				
19	12" and 8" Influent Line Plug	EA	2	\$	\$
20	By-Pass Pumping	DAY	10	\$	\$
21	Water Service	LF	8	\$	\$
22	INTENTIONALLY LEFT BLANK				
23	Relocate Ex. Backflow & Meter Assembly with Hose Bibb	EA	1	\$	\$

BIDDER: \_\_\_\_\_

AUTHORIZED SIGNATURE: \_\_\_\_\_

SATELLITE LS R & R 2012 Group 1 - LS Manatee Woods, RTU 319

Section / Twnshp/Range: S01/ T35S / R17E / Project No. 402.0019707/5001356

PROJECT DESCRIPTION: Rehab Wetwell & Valve Vault Piping for LS / All Work within LS Site

(Bid "A" - Based on Completion Time of 320 calendar days) IFB #12-0854-OV

ITEM NO.	DESCRIPTION	U/M	QTY	UNIT PRICE	EXTENDED PRICE
24	INTENTIONALLY LEFT BLANK				
25	INTENTIONALLY LEFT BLANK				
26	6" PVC VENT. SCH. 80	EA	1	\$	\$
27	Raise Ex. Wet Well Rim	VF	0.7	\$	\$
28	INTENTIONALLY LEFT BLANK				
29	INTENTIONALLY LEFT BLANK				
30	Raise Ex. Valve Vault Rim	VF	0.7	\$	\$
31	INTENTIONALLY LEFT BLANK				
32	Wetwell Liner, Spray-On	SF	547	\$	\$
33	INTENTIONALLY LEFT BLANK				
34	6" PVC Stilling Well	LF	17	\$	\$
	<b>SUBTOTAL CONSTRUCTION COST</b>				\$
35	MOBILIZATION	LS	1	\$	\$
36	MISCELLANEOUS WORK, CLEAN UP & RECORD DRAWINGS	LS	1	\$	\$
37	DISCRETIONARY WORK				\$5,500.00
	<b>TOTAL CONSTRUCTION COST / LS Manatee Woods, RTU 319 / BID "A" 320 CALENDAR DAY COMPLETION</b>				\$
<b>BID "A"</b>					

BIDDER: \_\_\_\_\_

AUTHORIZED SIGNATURE: \_\_\_\_\_

SATELLITE LS R & R 2012 Group 1 - LS Manatee Woods, RTU 319

Section / Twnshp/Range: S01/ T35S / R17E / Project No. 402.0019707/5001356

PROJECT DESCRIPTION: Rehab Wetwell & Valve Vault Piping for LS / All Work within LS Site

(Bid "B" - Based on Completion Time of 260 calendar days) IFB #12-0854-OV

ITEM NO.	DESCRIPTION	U/M	QTY	UNIT PRICE	EXTENDED PRICE
1	Wetwell Cleaning	SF	547	\$	\$
2	4" DR-11 HDPE Piping	LF	49	\$	\$
3	4" HDPE Flange Adapters / w Back-Up Rings	EA	4	\$	\$
4	4" HDPE Fittings	LB	6	\$	\$
5	BPIU.14 Base Ells	EA	2	\$	\$
6	Base Ell Mounting Plate	EA	2	\$	\$
7	S.S. Pipe Bracing, 8 FT. Dia.	EA	2	\$	\$
8	2" S.S. Pump Guide Rail System	LF	38	\$	\$
9	Resilient (Link) Seals w/ Carrier Pipe & Liner Repair	EA	4	\$	\$
10	Remove & Replace Ex. PVC Drain P-trap (regROUT) & Liner Repair	EA	1	\$	\$
11	INTENTIONALLY LEFT BLANK				
12	INTENTIONALLY LEFT BLANK				
13	INTENTIONALLY LEFT BLANK				
14	INTENTIONALLY LEFT BLANK				
15	INTENTIONALLY LEFT BLANK				
16	INTENTIONALLY LEFT BLANK				
17	S. S. Valve Supports	EA	3	\$	\$
18	INTENTIONALLY LEFT BLANK				
19	12" and 8" Influent Line Plug	EA	2	\$	\$
20	By-Pass Pumping	DAY	10	\$	\$
21	Water Service	LF	8	\$	\$
22	INTENTIONALLY LEFT BLANK				
23	Relocate Ex. Backflow & Meter Assembly with Hose Bibb	EA	1	\$	\$

BIDDER: \_\_\_\_\_

AUTHORIZED SIGNATURE: \_\_\_\_\_

SATELLITE LS R & R 2012 Group 1 - LS Manatee Woods, RTU 319

Section / Twnshp/Range: S01/ T35S / R17E / Project No. 402.0019707/5001356

PROJECT DESCRIPTION: Rehab Wetwell & Valve Vault Piping for LS / All Work within LS Site

(Bid "B" - Based on Completion Time of 260 calendar days) IFB #12-0854-OV

ITEM NO.	DESCRIPTION	U/M	QTY	UNIT PRICE	EXTENDED PRICE
24	INTENTIONALLY LEFT BLANK				
25	INTENTIONALLY LEFT BLANK				
26	6" PVC VENT. SCH. 80	EA	1	\$	\$
27	Raise Ex. Wet Well Rim	VF	0.7	\$	\$
28	INTENTIONALLY LEFT BLANK				
29	INTENTIONALLY LEFT BLANK				
30	Raise Ex. Valve Vault Rim	VF	0.7	\$	\$
31	INTENTIONALLY LEFT BLANK				
32	Wetwell Liner, Spray-On	SF	547	\$	\$
33	INTENTIONALLY LEFT BLANK				
34	6" PVC Stilling Well	LF	17	\$	\$
	<b>SUBTOTAL CONSTRUCTION COST</b>				\$
35	MOBILIZATION	LS	1	\$	\$
36	MISCELLANEOUS WORK, CLEAN UP & RECORD DRAWINGS	LS	1	\$	\$
37	DISCRETIONARY WORK				\$5,500.00
	<b>TOTAL CONSTRUCTION COST / LS Manatee Woods, RTU 319 / BID "B" 260 CALENDAR DAY COMPLETION</b>				\$
<b>BID "B"</b>					

BIDDER: \_\_\_\_\_

AUTHORIZED SIGNATURE: \_\_\_\_\_



SATELLITE LS R & R 2012 Group 1 - LS / S-7 / RTU 343

Section / Twnshp/Range: S01/ T35S / R17E / Project No. 402.0019707/5001355

PROJECT DESCRIPTION: Rehab Wetwell & Valve Vault Piping for LS / All Work within LS Site

(Bid "A" Based on Completion Time of 320 calendar days) IFB #12-0854-OV

ITEM NO.	DESCRIPTION	U/M	QTY	UNIT PRICE	EXTENDED PRICE
1	Wetwell Cleaning	SF	513	\$	\$
2	4" DR-11 HDPE Piping	LF	62	\$	\$
3	4" HDPE Flange Adapters w/Back-Up Rings	EA	4	\$	\$
4	4" HDPE Fittings	LB	6	\$	\$
5	BPIU.14 Base Ells	EA	2	\$	\$
6	Base Ell Mounting Plate	EA	2	\$	\$
7	S.S. Pipe Bracing, 6 FT. Dia.	EA	3	\$	\$
8	2" S.S. Pump Guide Rail System	LF	51	\$	\$
9	Resilient (Link) Seals w/ Carrier Pipe & Liner Repair	EA	2	\$	\$
10	Remove & Replace Ex. PVC Drain P-trap (regROUT) & Liner Repair	EA	1	\$	\$
11	<i>INTENTIONALLY LEFT BLANK</i>				
12	<i>INTENTIONALLY LEFT BLANK</i>				
13	4" D.I. Flanged Pipe	LF	2	\$	\$
14	<i>INTENTIONALLY LEFT BLANK</i>				
15	4" D.I. Flanged Adapters	EA	1	\$	\$
16	<i>INTENTIONALLY LEFT BLANK</i>				
17	S. S. Valve Supports	EA	4	\$	\$
18	<i>INTENTIONALLY LEFT BLANK</i>				
19	10" Influent Line Plug	EA	1	\$	\$
20	By-Pass Pumping	DAY	10	\$	\$
21	<i>INTENTIONALLY LEFT BLANK</i>				
22	Backflow & Meter Assembly with Hose Bibb	EA	1	\$	\$
23	<i>INTENTIONALLY LEFT BLANK</i>				\$

BIDDER: \_\_\_\_\_

AUTHORIZED SIGNATURE: \_\_\_\_\_

SATELLITE LS R & R 2012 Group 1 - LS / S-7 / RTU 343

Section / Twnshp/Range: S01/ T35S / R17E / Project No. 402.0019707/5001355

PROJECT DESCRIPTION: Rehab Wetwell & Valve Vault Piping for LS / All Work within LS Site

(Bid "A" Based on Completion Time of 320 calendar days) IFB #12-0854-OV

ITEM NO.	DESCRIPTION	U/M	QTY	UNIT PRICE	EXTENDED PRICE
24	INTENTIONALLY LEFT BLANK				
25	INTENTIONALLY LEFT BLANK				
26	INTENTIONALLY LEFT BLANK				
27	Raise Ex. Wet Well Rim	VF	0.7	\$	\$
28	INTENTIONALLY LEFT BLANK				
29	INTENTIONALLY LEFT BLANK				
30	Raise Ex. Valve Vault Rim	VF	0.7	\$	\$
31	Raise Ex. Meter Vault Rim	VF	0.7	\$	\$
32	INTENTIONALLY LEFT BLANK				
33	INTENTIONALLY LEFT BLANK				
34	INTENTIONALLY LEFT BLANK				
	<b>SUBTOTAL CONSTRUCTION COST</b>				\$
35	MOBILIZATION	LS	1	\$	\$
36	MISCELLANEOUS WORK, CLEAN UP & RECORD DRAWINGS	LS	1	\$	\$
37	DISCRETIONARY WORK				\$4,500.00
	<b>TOTAL CONSTRUCTION COST / LS - S-7, RTU 343/ BID "A" 320 CALENDAR DAY COMPLETION</b>				\$
<b>BID "A"</b>					

BIDDER: \_\_\_\_\_

AUTHORIZED SIGNATURE: \_\_\_\_\_

SATELLITE LS R & R 2012 Group 1 - LS / S-7 / RTU 343

Section / Twnshp/Range: S01/ T35S / R17E / Project No. 402.0019707/5001355

PROJECT DESCRIPTION: Rehab Wetwell & Valve Vault Piping for LS / All Work within LS Site

(Bid "B" Based on Completion Time of 260 calendar days) IFB #12-0854-OV

ITEM NO.	DESCRIPTION	U/M	QTY	UNIT PRICE	EXTENDED PRICE
1	Wetwell Cleaning	SF	513	\$	\$
2	4" DR-11 HDPE Piping	LF	62	\$	\$
3	4" HDPE Flange Adapters / w Back-Up Rings	EA	4	\$	\$
4	4" HDPE Fittings	LB	6	\$	\$
5	BPIU.14 Base Ells	EA	2	\$	\$
6	Base Ell Mounting Plate	EA	2	\$	\$
7	S.S. Pipe Bracing, 8 FT. Dia.	EA	2	\$	\$
8	2" S.S. Pump Guide Rail System	LF	38	\$	\$
9	Resilient (Link) Seals w/ Carrier Pipe & Liner Repair	EA	4	\$	\$
10	Remove & Replace Ex. PVC Drain P-trap (regROUT) & Liner Repair	EA	1	\$	\$
11	<i>INTENTIONALLY LEFT BLANK</i>				
12	<i>INTENTIONALLY LEFT BLANK</i>				
13	<i>INTENTIONALLY LEFT BLANK</i>				
14	<i>INTENTIONALLY LEFT BLANK</i>				
15	<i>INTENTIONALLY LEFT BLANK</i>				
16	<i>INTENTIONALLY LEFT BLANK</i>				
17	S. S. Valve Supports	EA	3	\$	\$
18	<i>INTENTIONALLY LEFT BLANK</i>				
19	12" and 8" Influent Line Plug	EA	2	\$	\$
20	By-Pass Pumping	DAY	10	\$	\$
21	Water Service	LF	8	\$	\$
22	<i>INTENTIONALLY LEFT BLANK</i>				
23	Relocate Ex. Backflow & Meter Assembly with Hose Bibb	EA	1	\$	\$

BIDDER: \_\_\_\_\_

AUTHORIZED SIGNATURE: \_\_\_\_\_

SATELLITE LS R & R 2012 Group 1 - LS / S-7 / RTU 343

Section / Twnshp/Range: S01/ T35S / R17E / Project No. 402.0019707/5001355

PROJECT DESCRIPTION: Rehab Wetwell & Valve Vault Piping for LS / All Work within LS Site

(Bid "B" Based on Completion Time of 260 calendar days) IFB #12-0854-OV

ITEM NO.	DESCRIPTION	U/M	QTY	UNIT PRICE	EXTENDED PRICE
24	INTENTIONALLY LEFT BLANK				
25	INTENTIONALLY LEFT BLANK				
26	6" PVC VENT. SCH. 80	EA	1	\$	\$
27	Raise Ex. Wet Well Rim	VF	0.7	\$	\$
28	INTENTIONALLY LEFT BLANK				
29	INTENTIONALLY LEFT BLANK				
30	Raise Ex. Valve Vault Rim	VF	0.7	\$	\$
31	Raise Ex. Meter Vault Rim	VF	0.7	\$	\$
32	Wetwell Liner, Spray-On	SF	547	\$	\$
33	INTENTIONALLY LEFT BLANK				
34	6" PVC Stilling Well	LF	17	\$	\$
	<b>SUBTOTAL CONSTRUCTION COST</b>				\$
35	MOBILIZATION	LS	1	\$	\$
36	MISCELLANEOUS WORK, CLEAN UP & RECORD DRAWINGS	LS	1	\$	\$
37	DISCRETIONARY WORK				\$5,500.00
	<b>TOTAL CONSTRUCTION COST / LS - S-7, RTU 343/ BID "B" 260 CALENDAR DAY COMPLETION</b>				\$
<b>BID "B"</b>					

BIDDER: \_\_\_\_\_

AUTHORIZED SIGNATURE: \_\_\_\_\_

SATELLITE LS R & R 2012 Group 1 - LS /Bradenton Transitional Cen.,RTU 345  
 Section / Twnshp/Range: S19/ T35S / R18E / Project No. 402.0019707/5001354

PROJECT DESCRIPTION: Rehab Wetwell & Valve Vault Piping for LS / All Work with LS Site

(Bid "A" Based on Completion Time of 320 calendar days) IFB #12-0854-OV

ITEM NO.	DESCRIPTION	U/M	QTY	UNIT PRICE	EXTENDED PRICE
1	Wetwell Cleaning	SF	428	\$	\$
2	4" DR-11 HDPE Piping	LF	53	\$	\$
3	4" HDPE Flange Adapters w/Back-Up Rings	EA	4	\$	\$
4	4" HDPE Fittings	LB	6	\$	\$
5	BPIU.14 Base Ells	EA	2	\$	\$
6	Base Ell Mounting Plate	EA	2	\$	\$
7	S.S. Pipe Bracing, 6 FT. Dia.	EA	3	\$	\$
8	2" S.S. Pump Guide Rail System	LF	42	\$	\$
9	Resilient (Link) Seals w/ Carrier Pipe & Liner Repair	EA	5	\$	\$
10	Remove & Replace Ex. PVC Drain P-trap (regROUT) & Liner Repair	EA	1	\$	\$
11	4" Flanged Gate Valve	EA	4	\$	\$
12	4" Flanged Swing Check Valve	EA	2	\$	\$
13	<i>INTENTIONALLY LEFT BLANK</i>				
14	Ductile Iron Fittings	LB	215	\$	\$
15	<i>INTENTIONALLY LEFT BLANK</i>				
16	4" Quick Coupler Adapter	EA	1	\$	\$
17	S. S. Valve Supports	EA	3	\$	\$
18	4" PVC Pipe (C900) (cross/tee to plug valve)	LF	8	\$	\$
19	8" Influent Line Plug	EA	1	\$	\$
20	By-Pass Pumping	DAY	10	\$	\$
21	Water Service	LF	15	\$	\$
22	Backflow & Meter Assembly with Hose Bibb	EA	1	\$	\$
23	<i>INTENTIONALLY LEFT BLANK</i>				

BIDDER: \_\_\_\_\_

AUTHORIZED SIGNATURE: \_\_\_\_\_

SATELLITE LS R & R 2012 Group 1 - LS /Bradenton Transitional Cen.,RTU 345

Section / Twnshp/Range: S19/ T35S / R18E / Project No. 402.0019707/5001354

PROJECT DESCRIPTION: Rehab Wetwell & Valve Vault Piping for LS / All Work with LS Site

(Bid "A" Based on Completion Time of 320 calendar days) IFB #12-0854-OV

ITEM NO.	DESCRIPTION	U/M	QTY	UNIT PRICE	EXTENDED PRICE
24	INTENTIONALLY LEFT BLANK				
25	INTENTIONALLY LEFT BLANK				
26	6" PVC VENT. SCH. 80	EA	1	\$	\$
27	INTENTIONALLY LEFT BLANK				
28	INTENTIONALLY LEFT BLANK				
29	INTENTIONALLY LEFT BLANK				
30	INTENTIONALLY LEFT BLANK				
31	INTENTIONALLY LEFT BLANK				
32	INTENTIONALLY LEFT BLANK				
33	Wetwell Coating, Coal Tar	SF	428	\$	\$
34	INTENTIONALLY LEFT BLANK				
	<b>SUBTOTAL CONSTRUCTION COST</b>				\$
35	MOBILIZATION	LS	1	\$	\$
36	MISCELLANEOUS WORK, CLEAN UP & RECORD DRAWINGS	LS	1	\$	\$
37	DISCRETIONARY WORK				\$5,000.00
	<b>TOTAL CONSTRUCTION COST / LS- Bradenton Transitional Cen., RTU 345/ BID "A" 320 CALENDAR DAY COMPLETION</b>				\$
<b>BID "A"</b>					

BIDDER: \_\_\_\_\_

AUTHORIZED SIGNATURE: \_\_\_\_\_

SATELLITE LS R & R 2012 Group 1 - LS /Bradenton Transitional Cen.,RTU 345  
 Section / Twnshp/Range: S19/ T35S / R18E / Project No. 402.0019707/5001354

PROJECT DESCRIPTION: Rehab Wetwell & Valve Vault Piping for LS / All Work with LS Site

(Bid "B" Based on Completion Time of 260 calendar days) IFB #12-0854-OV

ITEM NO.	DESCRIPTION	U/M	QTY	UNIT PRICE	EXTENDED PRICE
1	Wetwell Cleaning	SF	428	\$	\$
2	4" DR-11 HDPE Piping	LF	53	\$	\$
3	4" HDPE Flange Adapters / w/Back-Up Rings	EA	4	\$	\$
4	4" HDPE Fittings	LB	6	\$	\$
5	BPIU.14 Base Ells	EA	2	\$	\$
6	Base Ell Mounting Plate	EA	2	\$	\$
7	S.S. Pipe Bracing, 6 FT. Dia.	EA	3	\$	\$
8	2" S.S. Pump Guide Rail System	LF	42	\$	\$
9	Resilient (Link) Seals w/ Carrier Pipe & Liner Repair	EA	5	\$	\$
10	Remove & Replace Ex. PVC Drain P-trap (regROUT) & Liner Repair	EA	1	\$	\$
11	4" Flanged Gate Valve	EA	4	\$	\$
12	4" Flanged Swing Check Valve	EA	2	\$	\$
13	<i>INTENTIONALLY LEFT BLANK</i>				
14	Ductile Iron Fittings	LB	215	\$	\$
15	<i>INTENTIONALLY LEFT BLANK</i>				
16	4" Quick Coupler Adapter	EA	1	\$	\$
17	S. S. Valve Supports	EA	3	\$	\$
18	4" PVC Pipe (C900) (cross/tee to plug valve)	LF	8	\$	\$
19	8" Influent Line Plug	EA	1	\$	\$
20	By-Pass Pumping	DAY	10	\$	\$
21	Water Service	LF	15	\$	\$
22	Backflow & Meter Assembly with Hose Bibb	EA	1	\$	\$
23	<i>INTENTIONALLY LEFT BLANK</i>				

BIDDER: \_\_\_\_\_

AUTHORIZED SIGNATURE: \_\_\_\_\_

SATELLITE LS R & R 2012 Group 1 - LS /Bradenton Transitional Cen., RTU 345  
 Section / Twnshp/Range: S19/ T35S / R18E / Project No. 402.0019707/5001354

PROJECT DESCRIPTION: Rehab Wetwell & Valve Vault Piping for LS / All Work with LS Site

(Bid "B" Based on Completion Time of 260 calendar days) IFB #12-0854-OV

ITEM NO.	DESCRIPTION	U/M	QTY	UNIT PRICE	EXTENDED PRICE
24	INTENTIONALLY LEFT BLANK				
25	INTENTIONALLY LEFT BLANK				
26	6" PVC VENT. SCH. 80	EA	1	\$	\$
27	INTENTIONALLY LEFT BLANK				
28	INTENTIONALLY LEFT BLANK				
29	INTENTIONALLY LEFT BLANK				
30	INTENTIONALLY LEFT BLANK				
31	INTENTIONALLY LEFT BLANK				
32	INTENTIONALLY LEFT BLANK				
33	Wetwell Coating, Coal Tar	SF	428	\$	\$
34	INTENTIONALLY LEFT BLANK				
	<b>SUBTOTAL CONSTRUCTION COST</b>				\$
35	MOBILIZATION	LS	1	\$	\$
36	MISCELLANEOUS WORK, CLEAN UP & RECORD DRAWINGS	LS	1	\$	\$
37	DISCRETIONARY WORK				\$5,000.00
	<b>TOTAL CONSTRUCTION COST / LS- Bradenton Transitional Cen., RTU 345/ BID "B" 260 CALENDAR DAY COMPLETION</b>				\$
<b>BID "B"</b>					

BIDDER: \_\_\_\_\_

AUTHORIZED SIGNATURE: \_\_\_\_\_



SATELLITE LS R & R 2012 Group 1 - LS /Whitfield Industrial Park 1, RTU 457  
 Section / Twnshp/Range: S19/ T35S / R18E / Project No. 402.0019707/5001353

PROJECT DESCRIPTION: Rehab Wetwell & Valve Vault Piping for LS / All Work with LS Site

(Bid "A" Based on Completion Time of 320 calendar days) IFB #12-0854-OV

ITEM NO.	DESCRIPTION	U/M	QTY	UNIT PRICE	EXTENDED PRICE
1	Wetwell Cleaning	SF	267	\$	\$
2	4" DR-11 HDPE Piping	LF	36	\$	\$
3	4" HDPE Flange Adapters / w Back-Up Rings	EA	4	\$	\$
4	4" HDPE Fittings	LB	6	\$	\$
5	BPIU.14 Base Ells	EA	2	\$	\$
6	Base Ell Mounting Plate	EA	2	\$	\$
7	S.S. Pipe Bracing, 6 FT. Dia.	EA	2	\$	\$
8	2" S.S. Pump Guide Rail System	LF	25	\$	\$
9	Resilient (Link) Seals w/ Carrier Pipe & Liner Repair	EA	5	\$	\$
10	Remove & Replace Ex. PVC Drain P-trap (regROUT) & Liner Repair	EA	1	\$	\$
11	4" Flanged Gate Valve	EA	4	\$	\$
12	4" Flanged Swing Check Valve	EA	2	\$	\$
13	INTENTIONALLY LEFT BLANK				
14	Ductile Iron Fittings	LB	215	\$	\$
15	INTENTIONALLY LEFT BLANK				
16	4" Quick Coupler Adapter	EA	1	\$	\$
17	S. S. Valve Supports	EA	3	\$	\$
18	4" PVC Pipe (C900) (cross/tee to plug valve)	LF	8	\$	\$
19	8" Influent Line Plug	EA	1	\$	\$
20	By-Pass Pumping	DAY	10	\$	\$
21	INTENTIONALLY LEFT BLANK				
22	INTENTIONALLY LEFT BLANK				
23	INTENTIONALLY LEFT BLANK				

BIDDER: \_\_\_\_\_

AUTHORIZED SIGNATURE: \_\_\_\_\_

SATELLITE LS R & R 2012 Group 1 - LS /Whitfield Industrial Park 1, RTU 457  
 Section / Twnshp/Range: S19/ T35S / R18E / Project No. 402.0019707/5001353

PROJECT DESCRIPTION: Rehab Wetwell & Valve Vault Piping for LS / All Work with LS Site

(Bid "A" Based on Completion Time of 320 calendar days) IFB #12-0854-OV

ITEM NO.	DESCRIPTION	U/M	QTY	UNIT PRICE	EXTENDED PRICE
24	Replace Ex. Wetwell Top Slab	EA	1	\$	\$
25	Aluminum Hatch Cover, 36" x 48" (Wetwell)	EA	1	\$	\$
26	6" PVC VENT. SCH. 80	EA	1	\$	\$
27	<i>INTENTIONALLY LEFT BLANK</i>				
28	Remove Ex. Valve Vault & Install New Conc. Valve Vault	LS	1	\$	\$
29	Aluminum Hatch Cover, 48" x 48" (Valve Vault)	EA	1	\$	\$
30	<i>INTENTIONALLY LEFT BLANK</i>				
31	<i>INTENTIONALLY LEFT BLANK</i>				
32	Wetwell Liner, Spray-On	SF	267	\$	\$
33	<i>INTENTIONALLY LEFT BLANK</i>				
34	<i>INTENTIONALLY LEFT BLANK</i>				
	<b>SUBTOTAL CONSTRUCTION COST</b>				\$
35	MOBILIZATION	LS	1	\$	\$
36	MISCELLANEOUS WORK, CLEAN UP & RECORD DRAWINGS	LS	1	\$	\$
37	DISCRETIONARY WORK				\$5,500.00
	<b>TOTAL CONSTRUCTION COST / LS-Whitfield Ind.Park 1, RTU 457/ BID "A" 320 CALENDAR DAY COMPLETION</b>				\$
<b>BID "A"</b>					

BIDDER: \_\_\_\_\_

AUTHORIZED SIGNATURE: \_\_\_\_\_

SATELLITE LS R & R 2012 Group 1 - LS /Whitfield Industrial Park 1, RTU 457

Section / Twnshp/Range: S19/ T35S / R18E / Project No. 402.0019707/5001353

PROJECT DESCRIPTION: Rehab Wetwell & Valve Vault Piping for LS / All Work with LS Site

(Bid "B Based on Completion Time of 260 calendar days) IFB #12-0854-OV

ITEM NO.	DESCRIPTION	U/M	QTY	UNIT PRICE	EXTENDED PRICE
1	Wetwell Cleaning	SF	267	\$	\$
2	4" DR-11 HDPE Piping	LF	36	\$	\$
3	4" HDPE Flange Adapters w/Back-Up Rings	EA	4	\$	\$
4	4" HDPE Fittings	LB	6	\$	\$
5	BPIU.14 Base Ells	EA	2	\$	\$
6	Base Ell Mounting Plate	EA	2	\$	\$
7	S.S. Pipe Bracing, 6 FT. Dia.	EA	2	\$	\$
8	2" S.S. Pump Guide Rail System	LF	25	\$	\$
9	Resilient (Link) Seals w/ Carrier Pipe & Liner Repair	EA	5	\$	\$
10	Remove & Replace Ex. PVC Drain P-trap (regROUT) & Liner Repair	EA	1	\$	\$
11	4" Flanged Gate Valve	EA	4	\$	\$
12	4" Flanged Swing Check Valve	EA	2	\$	\$
13	<i>INTENTIONALLY LEFT BLANK</i>				
14	Ductile Iron Fittings	LB	215	\$	\$
15	<i>INTENTIONALLY LEFT BLANK</i>				
16	4" Quick Coupler Adapter	EA	1	\$	\$
17	S. S. Valve Supports	EA	3	\$	\$
18	4" PVC Pipe (C900) (cross/tee to plug valve)	LF	8	\$	\$
19	8" Influent Line Plug	EA	1	\$	\$
20	By-Pass Pumping	DAY	10	\$	\$
21	<i>INTENTIONALLY LEFT BLANK</i>				
22	<i>INTENTIONALLY LEFT BLANK</i>				
23	<i>INTENTIONALLY LEFT BLANK</i>				

BIDDER: \_\_\_\_\_

AUTHORIZED SIGNATURE: \_\_\_\_\_

SATELLITE LS R & R 2012 Group 1 - LS /Whitfield Industrial Park 1, RTU 457  
 Section / Twnshp/Range: S19/ T35S / R18E / Project No. 402.0019707/5001353

PROJECT DESCRIPTION: Rehab Wetwell & Valve Vault Piping for LS / All Work with LS Site

(Bid "B Based on Completion Time of 260 calendar days) IFB #12-0854-OV

ITEM NO.	DESCRIPTION	U/M	QTY	UNIT PRICE	EXTENDED PRICE
24	Replace Ex. Wetwell Top Slab	EA	1	\$	\$
25	Aluminum Hatch Cover, 36" x 48" (Wetwell)	EA	1	\$	\$
26	6" PVC VENT. SCH. 80	EA	1	\$	\$
27	INTENTIONALLY LEFT BLANK				
28	Remove Ex. Valve Vault & Install New Conc. Valve Vault	LS	1	\$	\$
29	Aluminum Hatch Cover, 48" x 48" (Valve Vault)	EA	1	\$	\$
30	INTENTIONALLY LEFT BLANK				
31	INTENTIONALLY LEFT BLANK				
32	Wetwell Liner, Spray-On	SF	267	\$	\$
33	INTENTIONALLY LEFT BLANK				
34	INTENTIONALLY LEFT BLANK				
	<b>SUBTOTAL CONSTRUCTION COST</b>				\$
35	MOBILIZATION	LS	1	\$	\$
36	MISCELLANEOUS WORK, CLEAN UP & RECORD DRAWINGS	LS	1	\$	\$
37	DISCRETIONARY WORK				\$5,500.00
	<b>TOTAL CONSTRUCTION COST / LS-Whitfield Ind.Park 1, RTU 457/ BID "B" 260 CALENDAR DAY COMPLETION</b>				\$
<b>BID "B"</b>					

BIDDER: \_\_\_\_\_

AUTHORIZED SIGNATURE: \_\_\_\_\_

**BID FORM SECTION 00300 / SUBMIT IN TRIPLICATE**  
**SATELLITE LS R & R 2012 Group 1 - LS /Candlewood, RTU 481**  
**Section / Twnshp/Range: S08/ T35S / R18E / Project No. 402.0019707/5001359**  
**PROJECT DESCRIPTION: Rehab Wetwell & Valve Vault Piping for LS / All Work with LS Site**

**(Bid "A" Based on Completion Time of 320 calendar days) IFB #12-0854-OV**

ITEM NO.	DESCRIPTION	U/M	QTY	UNIT PRICE	EXTENDED PRICE
1	Wetwell Cleaning	SF	439	\$	\$
2	4" DR-11 HDPE Piping	LF	54	\$	\$
3	4" HDPE Flange Adapters / w Back-Up Rings	EA	4	\$	\$
4	4" HDPE Fittings	LB	6	\$	\$
5	BPIU.14 Base Ells	EA	2	\$	\$
6	Base Ell Mounting Plate	EA	2	\$	\$
7	S.S. Pipe Bracing, 6 FT. Dia.	EA	3	\$	\$
8	2" S.S. Pump Guide Rail System	LF	43	\$	\$
9	Resilient (Link) Seals w/ Carrier Pipe & Liner Repair	EA	5	\$	\$
10	Remove & Replace Ex. PVC Drain P-trap (regROUT) & Liner Repair	EA	1	\$	\$
11	4" Flanged Gate Valve	EA	4	\$	\$
12	4" Flanged Swing Check Valve	EA	2	\$	\$
13	<i>INTENTIONALLY LEFT BLANK</i>				
14	Ductile Iron Fittings	LB	215	\$	\$
15	<i>INTENTIONALLY LEFT BLANK</i>				
16	4" Quick Coupler Adapter	EA	1	\$	\$
17	S. S. Valve Supports	EA	3	\$	\$
18	4" PVC Pipe (C900) (cross/tee to plug valve)	LF	8	\$	\$
19	10" Influent Line Plug	EA	1	\$	\$
20	By-Pass Pumping	DAY	10	\$	\$
21	<i>INTENTIONALLY LEFT BLANK</i>				
22	<i>INTENTIONALLY LEFT BLANK</i>				
23	<i>INTENTIONALLY LEFT BLANK</i>				

BIDDER: \_\_\_\_\_

AUTHORIZED SIGNATURE: \_\_\_\_\_

**BID FORM SECTION 00300 / SUBMIT IN TRIPLICATE**  
**SATELLITE LS R & R 2012 Group 1 - LS /Candlewood, RTU 481**  
 Section / Twnshp/Range: S08/ T35S / R18E / Project No. 402.0019707/5001359  
**PROJECT DESCRIPTION: Rehab Wetwell & Valve Vault Piping for LS / All Work with LS Site**

**(Bid "A" Based on Completion Time of 320 calendar days) IFB #12-0854-OV**

ITEM NO.	DESCRIPTION	U/M	QTY	UNIT PRICE	EXTENDED PRICE
24	INTENTIONALLY LEFT BLANK				
25	INTENTIONALLY LEFT BLANK				
26	6" PVC VENT. SCH. 80	EA	1	\$	\$
27	INTENTIONALLY LEFT BLANK				
28	INTENTIONALLY LEFT BLANK				
29	INTENTIONALLY LEFT BLANK				
30	INTENTIONALLY LEFT BLANK				
31	INTENTIONALLY LEFT BLANK				
32	Wetwell Liner, Spray-On	SF	439	\$	\$
33	INTENTIONALLY LEFT BLANK				
34	INTENTIONALLY LEFT BLANK				
	<b>SUBTOTAL CONSTRUCTION COST</b>				\$
35	MOBILIZATION	LS	1	\$	\$
36	MISCELLANEOUS WORK, CLEAN UP & RECORD DRAWINGS	LS	1	\$	\$
37	DISCRETIONARY WORK				\$5,000.00
	<b>TOTAL CONSTRUCTION COST / LS-Candlewood, RTU 481/ BID "A" 320 CALENDAR DAY COMPLETION</b>				\$
<b>BID "A"</b>					

BIDDER: \_\_\_\_\_

AUTHORIZED SIGNATURE: \_\_\_\_\_

**BID FORM SECTION 00300 / SUBMIT IN TRIPLICATE  
SATELLITE LS R & R 2012 Group 1 - LS /Candlewood, RTU 481**

IFB 12-0854-OV

**Section / Twnshp/Range: S08/ T35S / R18E / Project No. 402.0019707/5001359  
PROJECT DESCRIPTION: Rehab Wetwell & Valve Vault Piping for LS / All Work with LS  
Site**

**(Bid "B" Based on Completion Time of 260 calendar days) IFB #12-0854-OV**

ITEM NO.	DESCRIPTION	U/M	QTY	UNIT PRICE	EXTENDED PRICE
1	Wetwell Cleaning	SF	439	\$	\$
2	4" DR-11 HDPE Piping	LF	54	\$	\$
3	4" HDPE Flange Adapters / w Back-Up Rings	EA	4	\$	\$
4	4" HDPE Fittings	LB	6	\$	\$
5	BPIU.14 Base Ells	EA	2	\$	\$
6	Base Ell Mounting Plate	EA	2	\$	\$
7	S.S. Pipe Bracing, 6 FT. Dia.	EA	3	\$	\$
8	2" S.S. Pump Guide Rail System	LF	43	\$	\$
9	Resilient (Link) Seals w/ Carrier Pipe & Liner Repair	EA	5	\$	\$
10	Remove & Replace Ex. PVC Drain P-trap (regROUT) & Liner Repair	EA	1	\$	\$
11	4" Flanged Gate Valve	EA	4	\$	\$
12	4" Flanged Swing Check Valve	EA	2	\$	\$
13	<i>INTENTIONALLY LEFT BLANK</i>				
14	Ductile Iron Fittings	LB	215	\$	\$
15	<i>INTENTIONALLY LEFT BLANK</i>				
16	4" Quick Coupler Adapter	EA	1	\$	\$
17	S. S. Valve Supports	EA	3	\$	\$
18	4" PVC Pipe (C900) (cross/tee to plug valve)	LF	8	\$	\$
19	10" Influent Line Plug	EA	1	\$	\$
20	By-Pass Pumping	DAY	10	\$	\$
21	<i>INTENTIONALLY LEFT BLANK</i>				
22	<i>INTENTIONALLY LEFT BLANK</i>				
23	<i>INTENTIONALLY LEFT BLANK</i>				

BIDDER: \_\_\_\_\_

AUTHORIZED SIGNATURE: \_\_\_\_\_

**BID FORM SECTION 00300 / SUBMIT IN TRIPLICATE**  
**SATELLITE LS R & R 2012 Group 1 - LS /Candlewood, RTU 481**

IFB 12-0854-OV

Section / Twnshp/Range: S08/ T35S / R18E / Project No. 402.0019707/5001359  
**PROJECT DESCRIPTION: Rehab Wetwell & Valve Vault Piping for LS / All Work with LS Site**

**(Bid "B" Based on Completion Time of 260 calendar days) IFB #12-0854-OV**

ITEM NO.	DESCRIPTION	U/M	QTY	UNIT PRICE	EXTENDED PRICE
24	INTENTIONALLY LEFT BLANK				
25	INTENTIONALLY LEFT BLANK				
26	6" PVC VENT. SCH. 80	EA	1	\$	\$
27	INTENTIONALLY LEFT BLANK				
28	INTENTIONALLY LEFT BLANK				
29	INTENTIONALLY LEFT BLANK				
30	INTENTIONALLY LEFT BLANK				
31	INTENTIONALLY LEFT BLANK				
32	Wetwell Liner, Spray-On	SF	439	\$	\$
33	INTENTIONALLY LEFT BLANK				
34	INTENTIONALLY LEFT BLANK				
	<b>SUBTOTAL CONSTRUCTION COST</b>				\$
35	MOBILIZATION	LS	1	\$	\$
36	MISCELLANEOUS WORK, CLEAN UP & RECORD DRAWINGS	LS	1	\$	\$
37	DISCRETIONARY WORK				\$5,000.00
	<b>TOTAL CONSTRUCTION COST / LS-Candlewood, RTU 481/ BID "B" 260 CALENDAR DAY COMPLETION</b>				\$
<b>BID "B"</b>					

BIDDER: \_\_\_\_\_

AUTHORIZED SIGNATURE: \_\_\_\_\_

00300-27  
 LS CANDLEWOOD Bid "B" (RTU 481)



**BID FORM SECTION 00300 / SUBMIT IN TRIPLICATE**  
**SATELLITE LS R & R 2012 Group 1 - LS /Copperfield, RTU 498**  
**Section / Twnshp/Range: S23/ T35S / R18E / Project No. 402.0019707/5001358**

IFB 12-0854-OV

**PROJECT DESCRIPTION: Rehab Wetwell & Valve Vault Piping for LS / All Work with LS Site**

**(Bid "A" Based on Completion Time of 320 calendar days) IFB #12-0854-OV**

ITEM NO.	DESCRIPTION	U/M	QTY	UNIT PRICE	EXTENDED PRICE
1	Wetwell Cleaning	SF	439	\$	\$
2	4" DR-11 HDPE Piping	LF	54	\$	\$
3	4" HDPE Flange Adapters /w Back-Up Rings	EA	4	\$	\$
4	4" HDPE Fittings	LB	6	\$	\$
5	BPIU.14 Base Ells	EA	2	\$	\$
6	Base Ell Mounting Plate	EA	2	\$	\$
7	S.S. Pipe Bracing, 6 FT. Dia.	EA	3	\$	\$
8	2" S.S. Pump Guide Rail System	LF	43	\$	\$
9	Resilient (Link) Seals w/ Carrier Pipe & Liner Repair	EA	4	\$	\$
10	Remove & Replace Ex. PVC Drain P-trap (regROUT) & Liner Repair	EA	1	\$	\$
11	4" Flanged Gate Valve	EA	3	\$	\$
12	4" Flanged Swing Check Valve	EA	2	\$	\$
13	<i>INTENTIONALLY LEFT BLANK</i>				
14	Ductile Iron Fittings	LB	45	\$	\$
15	<i>INTENTIONALLY LEFT BLANK</i>				
16	4" Quick Coupler Adapter	EA	1	\$	\$
17	S. S. Valve Supports	EA	3	\$	\$
18	<i>INTENTIONALLY LEFT BLANK</i>				
19	(2) - 8" Influent Line Plug	EA	2	\$	\$
20	By-Pass Pumping	DAY	10	\$	\$
21	<i>INTENTIONALLY LEFT BLANK</i>				
22	<i>INTENTIONALLY LEFT BLANK</i>				
23	<i>INTENTIONALLY LEFT BLANK</i>				

BIDDER: \_\_\_\_\_

AUTHORIZED SIGNATURE: \_\_\_\_\_

**BID FORM SECTION 00300 / SUBMIT IN TRIPLICATE**  
**SATELLITE LS R & R 2012 Group 1 - LS /Copperfield, RTU 498**  
**Section / Twnshp/Range: S23/ T35S / R18E / Project No. 402.0019707/5001358**  
**PROJECT DESCRIPTION: Rehab Wetwell & Valve Vault Piping for LS / All Work with LS Site**

**(Bid "A" Based on Completion Time of 320 calendar days) IFB #12-0854-OV**

ITEM NO.	DESCRIPTION	U/M	QTY	UNIT PRICE	EXTENDED PRICE
24	INTENTIONALLY LEFT BLANK				
25	INTENTIONALLY LEFT BLANK				
26	6" PVC VENT. SCH. 80	EA	1	\$	\$
27	INTENTIONALLY LEFT BLANK				
28	INTENTIONALLY LEFT BLANK				
29	INTENTIONALLY LEFT BLANK				
30	INTENTIONALLY LEFT BLANK				
31	INTENTIONALLY LEFT BLANK				
32	Wetwell Liner, Spray-On	SF	439	\$	\$
33	INTENTIONALLY LEFT BLANK				
34	6" PVC Stilling Well	LF	19	\$	\$
	<b>SUBTOTAL CONSTRUCTION COST</b>				\$
35	MOBILIZATION	LS	1	\$	\$
36	MISCELLANEOUS WORK, CLEAN UP & RECORD DRAWINGS	LS	1	\$	\$
37	DISCRETIONARY WORK				\$5,000.00
	<b>TOTAL CONSTRUCTION COST / LS-Copperfield, RTU 498/ BID "A" 320 CALENDAR DAY COMPLETION</b>				\$
<b>BID "A"</b>					

BIDDER: \_\_\_\_\_

AUTHORIZED SIGNATURE: \_\_\_\_\_

**BID FORM SECTION 00300 / SUBMIT IN TRIPLICATE  
SATELLITE LS R & R 2012 Group 1 - LS /Copperfield, RTU 498**

IFB 12-0854-OV

**Section / Twnshp/Range: S23/ T35S / R18E / Project No. 402.0019707/5001358  
PROJECT DESCRIPTION: Rehab Wetwell & Valve Vault Piping for LS / All Work with LS  
Site**

**(Bid "B" Based on Completion Time of 260 calendar days) IFB #12-0854-OV**

ITEM NO.	DESCRIPTION	U/M	QTY	UNIT PRICE	EXTENDED PRICE
1	Wetwell Cleaning	SF	439	\$	\$
2	4" DR-11 HDPE Piping	LF	54	\$	\$
3	4" HDPE Flange Adapters / w Back-Up Rings	EA	4	\$	\$
4	4" HDPE Fittings	LB	6	\$	\$
5	BPIU.14 Base Ells	EA	2	\$	\$
6	Base Ell Mounting Plate	EA	2	\$	\$
7	S.S. Pipe Bracing, 6 FT. Dia.	EA	3	\$	\$
8	2" S.S. Pump Guide Rail System	LF	43	\$	\$
9	Resilient (Link) Seals w/ Carrier Pipe & Liner Repair	EA	4	\$	\$
10	Remove & Replace Ex. PVC Drain P-trap (regROUT) & Liner Repair	EA	1	\$	\$
11	4" Flanged Gate Valve	EA	3	\$	\$
12	4" Flanged Swing Check Valve	EA	2	\$	\$
13	<i>INTENTIONALLY LEFT BLANK</i>				
14	Ductile Iron Fittings	LB	45	\$	\$
15	<i>INTENTIONALLY LEFT BLANK</i>				
16	4" Quick Coupler Adapter	EA	1	\$	\$
17	S. S. Valve Supports	EA	3	\$	\$
18	<i>INTENTIONALLY LEFT BLANK</i>				
19	(2) - 8" Influent Line Plug	EA	2	\$	\$
20	By-Pass Pumping	DAY	10	\$	\$
21	<i>INTENTIONALLY LEFT BLANK</i>				
22	<i>INTENTIONALLY LEFT BLANK</i>				
23	<i>INTENTIONALLY LEFT BLANK</i>				

BIDDER: \_\_\_\_\_

AUTHORIZED SIGNATURE: \_\_\_\_\_

00300-30  
LS COPPERFIELD, BID "B" (RTU 498)

**BID FORM SECTION 00300 / SUBMIT IN TRIPLICATE  
SATELLITE LS R & R 2012 Group 1 - LS /Copperfield, RTU 498**

IFB 12-0854-OV

Section / Twnshp/Range: S23/ T35S / R18E / Project No. 402.0019707/5001358  
**PROJECT DESCRIPTION: Rehab Wetwell & Valve Vault Piping for LS / All Work with LS Site**

**(Bid "B" Based on Completion Time of 260 calendar days) IFB #12-0854-OV**

ITEM NO.	DESCRIPTION	U/M	QTY	UNIT PRICE	EXTENDED PRICE
24	INTENTIONALLY LEFT BLANK				
25	INTENTIONALLY LEFT BLANK				
26	6" PVC VENT. SCH. 80	EA	1	\$	\$
27	INTENTIONALLY LEFT BLANK				
28	INTENTIONALLY LEFT BLANK				
29	INTENTIONALLY LEFT BLANK				
30	INTENTIONALLY LEFT BLANK				
31	INTENTIONALLY LEFT BLANK				
32	Wetwell Liner, Spray-On	SF	439	\$	\$
33	INTENTIONALLY LEFT BLANK				
34	6" PVC Stilling Well	LF	19	\$	\$
	<b>SUBTOTAL CONSTRUCTION COST</b>				\$
35	MOBILIZATION	LS	1	\$	\$
36	MISCELLANEOUS WORK, CLEAN UP & RECORD DRAWINGS	LS	1	\$	\$
37	DISCRETIONARY WORK				\$5,000.00
	<b>TOTAL CONSTRUCTION COST / LS-Copperfield, RTU 498/ BID "B" 260 CALENDAR DAY COMPLETION</b>				\$
<b>BID "B"</b>					

BIDDER: \_\_\_\_\_

AUTHORIZED SIGNATURE: \_\_\_\_\_

**SWORN STATEMENT  
THE FLORIDA TRENCH SAFETY ACT**

THIS FORM MUST BE SIGNED IN THE PRESENCE OF A NOTARY PUBLIC OR BY AN OFFICER AUTHORIZED TO ADMINISTER OATHS.

1. This Sworn Statement is submitted with IFB No. #12-0854-OV
2. This Sworn Statement is submitted by \_\_\_\_\_  
whose business address is \_\_\_\_\_  
and, if applicable, its Federal Employer Identification Number (FEIN) is \_\_\_\_\_. If the entity has no FEIN, include the Social Security Number of the individual signing this sworn statement \_\_\_\_\_.
3. Name of individual signing this Sworn Statement is: \_\_\_\_\_,  
Whose relationship to the above entity is: \_\_\_\_\_.
4. The Trench Safety Standards that will be in effect during the construction of this project shall include, but are not limited to: Laws of Florida, Chapters 90-96, TRENCH SAFETY ACT, and OSHA RULES AND REGULATIONS 29 CFR 1926.650 Subpart P, effective October 1, 1990.
5. The undersigned assures that the entity will comply with the applicable Trench Safety Standards and agrees to indemnify and hold harmless the County and Engineer, and any of their agents or employees from any claims arising from the failure to comply with said standard.
6. The undersigned has appropriated the following costs for compliance with the applicable standards:

Trench Safety Measure (Description)	Units of Measure (LF, SY)	Unit Quantity	Unit Cost	Extended Cost
a. _____	_____	_____	\$ _____	_____
b. _____	_____	_____	\$ _____	_____
c. _____	_____	_____	\$ _____	_____
d. _____	_____	_____	\$ _____	_____

7. The undersigned intends to comply with these standards by instituting the following procedures:  
\_\_\_\_\_  
\_\_\_\_\_  
\_\_\_\_\_.

THE UNDERSIGNED, in submitting this Bid, represents that they have reviewed and considered all available geotechnical information and made such other investigations and tests as they may deem necessary to adequately design the trench safety system(s) to be utilized on this project.

\_\_\_\_\_  
(AUTHORIZED SIGNATURE / TITLE)

SWORN to and subscribed before me this \_\_\_\_ day of \_\_\_\_\_, 20\_\_\_\_\_.  
(impress official seal)

\_\_\_\_\_  
Notary Public, State of Florida  
My commission expires: \_\_\_\_\_

**CONTRACTOR'S QUESTIONNAIRE**

(Submit in Triplicate)

The Bidder warrants the truth and accuracy of all statements and answers herein contained. (Include additional sheets if necessary.)

THIS QUESTIONNAIRE MUST BE COMPLETED AND SUBMITTED WITH YOUR BID/QUOTE.

1. LICENSE #: \_\_\_\_\_

COMPANY'S NAME: \_\_\_\_\_

CO. PHYSICAL ADDRESS \_\_\_\_\_

CITY \_\_\_\_\_

\_\_\_\_\_ (STATE of INCORPORATION, IF APPLICABLE)

\_\_\_\_\_ (ZIP CODE)

(\_\_\_\_) \_\_\_\_\_ TELEPHONE NUMBER: (\_\_\_\_) \_\_\_\_\_ FAX

EMAIL ADDRESS: \_\_\_\_\_

2. Bidding as an individual \_\_\_ a partnership: \_\_\_ a corporation; \_\_\_ a joint venture \_\_\_

3. If a partnership: list names and addresses of partners; if a corporation: list names of officers, directors, shareholders, and state of incorporation; if joint venture: list names and address of ventures' and the same if any venture are a corporation for each such corporation, partnership, or joint venture:

\_\_\_\_\_  
\_\_\_\_\_  
\_\_\_\_\_  
\_\_\_\_\_

4. Your organization has been in business (under this firm's name) as a \_\_\_\_\_

for how many years? \_\_\_\_\_

\_\_\_\_\_ Years holding a Certified General Contractor license.

\_\_\_\_\_ Years holding an Underground Utility License

\_\_\_\_\_ Years of experience performing this type of project.

Has license ever been suspended, revoked, removed or under investigation?

---

---

5. Describe and give the date and County of the last three government projects you've completed which are similar in cost, type, size, and nature as the one proposed (for a public entity), include contact name and phone number. Provide the Budget, Actual Cost, Size and Summary of Work for each project. "Attach additional pages as necessary".

---

---

---

---

6. Have you ever been assessed liquidated damages under a contract during the past five (5) years? If so, state when, where (contact name, address, and phone number) and why.

---

---

---

7. Have you ever failed to complete work awarded to you? If so, state when, where (Contact name, address, phone number) and why?

---

---

---

---

---

8. Have you ever been debarred or prohibited from bidding on a governmental entity's construction project? If yes, name the entity and describe the circumstances:

---

---

---

---

9. Name three individuals, governmental entities, or corporations for which you have performed similar work and to which you refer. Include contact name and phone number:

1. \_\_\_\_\_

2. \_\_\_\_\_

3. \_\_\_\_\_

10. What specific steps have you taken to examine the physical conditions at or contiguous to the site, including but not limited to, the location of existing underground facilities?

Have you visited the site? \_\_\_\_\_

Provide date of site visit: \_\_\_\_\_

---

---

---

11. What specific physical conditions, including, but not limited to, the location of existing underground facilities have you found which will, in any manner, affect cost, progress, performance, or finishing of the work?

---

---

---



12. Will you subcontract any part of this Work? If so, describe which major portion(s):

---

---

---

13. If any, list (with contract amount) WBE/MBE to be utilized:

---

---

---

14. What equipment do you own to accomplish this Work?

---

---

---

15. What equipment will you purchase/rent for the Work? (Specify which)

---

---

---

16. List the following in connection with the Surety which is providing the Bond(s):

Surety's Name: \_\_\_\_\_

Surety's Address: \_\_\_\_\_

Surety's Address: \_\_\_\_\_

Name, address and phone number of Surety's resident agent for service of process in Florida:

---

---

---

Phone: (\_\_\_\_\_) \_\_\_\_\_

**PUBLIC CONTRACTING AND ENVIRONMENTAL CRIMES CERTIFICATION  
SWORN STATEMENT PURSUANT TO ARTICLE 6,  
MANATEE COUNTY PURCHASING CODE**

**THIS FORM MUST BE SIGNED AND SWORN TO IN THE PRESENCE OF A NOTARY PUBLIC OR OTHER OFFICIAL AUTHORIZED TO ADMINISTER OATHS.**

This sworn statement is submitted to the Manatee County Board of County Commissioners by

\_\_\_\_\_ [print individual's name and title]

\_\_\_\_\_ for \_\_\_\_\_ [print name of entity submitting sworn statement]

whose business address is: \_\_\_\_\_

and (if applicable) its Federal Employer Identification Number (FEIN) is \_\_\_\_\_. If the entity has no FEIN, include

the Social Security Number of the individual signing this sworn statement: \_\_\_\_\_

I understand that no person or entity shall be awarded or receive a county contract for public improvements, procurement of goods or services (including professional services) or a county lease, franchise, concession or management agreement, or shall receive a grant of county monies unless such person or entity has submitted a written certification to the County that it has not:

(1) been convicted of bribery or attempting to bribe a public officer or employee of Manatee County, the State of Florida, or any other public entity, including, but not limited to the Government of the United States, any state, or any local government authority in the United States, in that officer's or employee's official capacity; or

(2) been convicted of an agreement or collusion among bidders or prospective bidders in restraint of freedom of competition, by agreement to bid a fixed price, or otherwise; or

(3) been convicted of a violation of an environmental law that, in the sole opinion of the County's Purchasing Director, reflects negatively upon the ability of the person or entity to conduct business in a responsible manner; or

(4) made an admission of guilt of such conduct described in items (1), (2) or (3) above, which is a matter of record, but has not been prosecuted for such conduct, or has made an admission of guilt of such conduct, which is a matter of record, pursuant to formal prosecution. An admission of guilt shall be construed to include a plea of nolo contendere; or

(5) where an officer, official, agent or employee of a business entity has been convicted of or has admitted guilt to any of the crimes set forth above on behalf of such and entity and pursuant to the direction or authorization of an official thereof (including the person committing the offense, if he is an official of the business entity), the business shall be chargeable with the conduct herein above set forth. A business entity shall be chargeable with the conduct of an affiliated entity, whether wholly owned, partially owned, or one which has common ownership or a common Board of Directors. For purposes of this Form, business entities are affiliated if, directly or indirectly, one business entity controls or has the power to control another business entity, or if an individual or group of individuals controls or has the power to control both entities. Indicia of control shall include, without limitation, interlocking management or ownership, identity of interests among family members, shared organization of a business entity following the ineligibility of a business entity under this

(Cont'd.)

Article, or using substantially the same management, ownership or principles as the ineligible entity  
Any person or entity, who claims that this Article is inapplicable to him/her/it because a conviction or judgment has been reversed by a court of competent jurisdiction, shall prove the same with documentation satisfactory to the County's Purchasing Official. Upon presentation of such satisfactory proof, the person or entity shall be allowed to contract with the County.

I UNDERSTAND THAT THE SUBMISSION OF THIS FORM TO THE CONTRACTING OFFICER FOR MANATEE COUNTY IS VALID THROUGH DECEMBER 31 OF THE CALENDAR YEAR IN WHICH IT IS FILED. I ALSO UNDERSTAND THAT ANY CONTRACT OR BUSINESS TRANSACTION SHALL PROVIDE FOR SUSPENSION OF PAYMENTS, OR TERMINATION, OR BOTH, IF THE CONTRACTING OFFICER OR THE COUNTY ADMINISTRATOR DETERMINES THAT **SUCH PERSON OR ENTITY HAS MADE FALSE CERTIFICATION.**

\_\_\_\_\_  
[Signature]

STATE OF FLORIDA  
COUNTY OF \_\_\_\_\_

Sworn to and subscribed before me this \_\_\_\_ day of \_\_\_\_\_, 20\_\_ by \_\_\_\_\_

Personally known \_\_\_\_\_ OR Produced identification \_\_\_\_\_  
[Type of identification]

\_\_\_\_\_  
Notary Public Signature My commission expires \_\_\_\_\_

\_\_\_\_\_  
[Print, type or stamp Commissioned name of Notary Public]

**Signatory Requirement** - In the case of a business entity other than a partnership or a corporation, this affidavit shall be executed by an authorized agent of the entity. In the case of a partnership, this affidavit shall be executed by the general partner(s). In the case of a corporation, this affidavit shall be executed by the corporate president.

**SECTION 00500  
FORM OF AGREEMENT  
BETWEEN THE  
COUNTY OF MANATEE, FLORIDA  
AND THE CONTRACTOR AS IDENTIFIED BELOW  
ON THE BASIS OF A STIPULATED UNIT COST CONTRACT PRICE**

THIS AGREEMENT is made and entered into by and between the COUNTY OF MANATEE, a political subdivision of the state of Florida, hereinafter referred to as the "OWNER" and \_\_\_\_\_ hereinafter referred to as the "CONTRACTOR," duly authorized to transact business in the state of Florida, with offices located at \_\_\_\_\_.

**Article 1. WORK**

CONTRACTOR shall furnish all labor, materials, supplies, and other items required to complete the Work for IFB No. 12-0854-OV Satellite Lift Station Rehabilitation 2012 / Group 1 in strict accordance with Contract Documents and any duly authorized subsequent addenda thereto, all of which are made a part hereof.

**Article 2. ENGINEER**

The County of Manatee, is responsible as the OWNER and ENGINEER and designed this project and is responsible for technical/engineering reviews and decisions. The ENGINEER is a member of the OWNER'S project management team which is collectively responsible in ensuring the Work is completed in accordance with the Contract Documents. All communications involving this project will be addressed to:

County of Manatee  
Public Works Department  
Project Management Division  
Attn: Mr. Walter Sowa  
Sr. Engineering Specialist  
IFB# 12-0854-OV  
1022 26<sup>th</sup> Avenue East  
Bradenton, FL 34208  
Phone (941) 708-7450, Ext. 7332

County of Manatee  
Public Works Department  
Infrastructure Engineering Division  
Attn: Mr. Shea Shoun  
Project Engineer, II  
1022 26<sup>th</sup> Avenue East  
Bradenton, FL 34208  
Phone: 941-708-7463 / Ext.7661

Where the terms ENGINEER and/or OWNER are used in the Contract Documents, it shall mean the OWNER'S project management team.

### **Article 3. CONTRACTOR'S REPRESENTATIONS**

In order to induce OWNER to enter into this Agreement, CONTRACTOR makes the following representations:

- 3.1 CONTRACTOR has familiarized itself with the nature and extent of the Bid Documents, Work, site, locality and all local conditions and laws and regulations that in any manner may affect cost, progress, performance or furnishing of the Work.
- 3.2 CONTRACTOR has studied carefully all drawings of the physical conditions upon which CONTRACTOR is entitled to rely.
- 3.3 CONTRACTOR has obtained and carefully studied (or assumes responsibility for obtaining and carefully studying) all such examinations, investigations, explorations, tests, reports and studies which pertain to the physical conditions at or contiguous to the site or which otherwise may affect the cost, progress, performance or furnishing of the Work as CONTRACTOR considers necessary for the performance or furnishing of the Work at the Contract Price, within the Contract Time and in accordance with the other terms and conditions of the Bid Documents; and no additional examinations, investigations, explorations, tests, reports, studies or similar information or data are or will be required by CONTRACTOR for such purposes.
- 3.4 CONTRACTOR has reviewed and checked all information and data shown or indicated on the Bid Documents with respect to existing underground facilities at or contiguous to the site and assumes responsibility for the accurate location of said underground facilities. Any additional examinations, investigations, explorations, tests, reports, studies or similar information or data in respect of said underground facilities conducted by the CONTRACTOR will be done at the CONTRACTOR'S expense.

- 3.5 CONTRACTOR has correlated the results of all such observations, examinations, investigations, explorations, tests, reports and studies with the terms and conditions of the Bid.
- 3.6 CONTRACTOR has given OWNER written notice of all conflicts, errors or discrepancies that have been discovered in the Bid Documents and the written resolution thereof by OWNER is acceptable to CONTRACTOR.
- 3.7 CONTRACTOR shall schedule and perform the Work subject to OWNER'S approval and shall hold OWNER harmless from all liabilities incurred due to CONTRACTOR'S failure to coordinate with the OWNER.

#### **Article 4. CONTRACT DOCUMENTS**

The Contract Documents which comprise the entire Agreement between OWNER and CONTRACTOR concerning the Work consist of the following:

- 4.1 This Agreement and Bid Document **IFB#12-0854-OV**
- 4.2 Performance and/or other Bonds and Insurance Certificate(s)
- 4.3 Drawings (not attached)
- 4.4 Addenda numbers \_\_\_\_ to \_\_\_\_ inclusive.
- 4.5 CONTRACTOR'S Bid Form and any other information submitted by Contractor prior to Notice of Award.

- 4.6 The following which may be delivered or issued after the effective date of the Agreement and are not attached hereto: all written Change Orders and other documents amending, modifying, or supplementing the Contract Documents.
- 4.7 The documents listed in paragraphs above are attached to this Agreement (except as noted otherwise above). There are no Contract Documents other than those listed above in this Article 4.

## **Article 5.**

### **MISCELLANEOUS**

- 5.1 Terms used in this Agreement are defined in Article 1 of the General Conditions.
- 5.2 No assignment by a party hereto of any rights under or interest in the Contract Documents will be binding on another party hereto without the written consent of the party sought to be bound; and specifically but without limitation, monies that may become due and monies that are due may not be assigned without such consent (except to the extent that the effect of this restriction may be limited by law); and unless specifically stated to the contrary in any written consent to an assignment, no assignment will release or discharge the assignee from any duty or responsibility under the Contract Documents.
- 5.3 OWNER and CONTRACTOR each binds itself, its partners, successors, assigns and legal representatives to the other party hereto, its partners, successors, assigns and legal representatives in respect of all covenants, agreements and obligations contained in the Contract Documents.

The OWNER will pay, and the CONTRACTOR will accept in full consideration for the performance of the Work (IFB No. #12-0854-OV Satellite Lift Station Rehabilitation 2012 / Group 1) subject to additions and deductions as provided therein, the sum of \_\_\_\_\_ (\$XXXXXXXX.XX) for Bid “ X ” based on Completion Time of XXX calendar days and the sum of \$566.00 as liquidated damages for each calendar day of delay.

\_\_\_\_\_  
CONTRACTOR

BY: \_\_\_\_\_  
Signature

\_\_\_\_\_  
Name and Title of Signer (printed)

Date: \_\_\_\_\_

MANATEE COUNTY GOVERNMENT

BY: \_\_\_\_\_ For the County  
Signature

Melissa M. Wendel, CPPO, Purchasing Official, Purchasing Division  
Name and Title of Signer

Date: \_\_\_\_\_



SECTION 00700  
GENERAL CONDITIONS

ARTICLE I - DEFINITIONS

Whenever used in the Bid Documents, the following terms have the meaning indicated which are applicable to both the singular and plural thereof:

Addendum - Written or graphic instruments issued prior to the opening of bids which clarify or change the bidding documents or the contract documents.

Agreement - The written Agreement between Owner and Contractor covering the Work to be performed; other contract documents are attached to the Agreement and made a part thereof as provided therein.

Written Amendment - A written amendment of the contract documents, signed by Owner and Contractor on or after the effective date of the Agreement and normally dealing with the non-engineering or non-technical rather than strictly work related aspects of the contract documents.

Application for Payment - The form accepted by Project Representative which is to be used by Contractor in requesting progress or final payments and which is to include such supporting documentation as is required by the contract documents.

Award - Acceptance of the bid from the person, firm, or corporation which in the Owner's sole and absolute judgment will under all circumstances best serve the public interest. Award shall be made in accordance with Manatee County Code of Law.

Bid - The offer of the bidder submitted on the prescribed form setting forth the prices for the Work to be performed.

Bidder - One who submits a bid directly to the Owner, as distinct from a sub-bidder, who submits a bid to a Bidder.

Bidding Documents - Consists of the Invitation For Bid, which includes but is not limited to: the bid form, drawings, technical specifications, terms and conditions, and the proposed contract documents (including all Addenda issued prior to receipt of bids); and becomes a part of the Agreement.

Bonds - Performance and payment bonds and other instruments of security.

Change Order - A document recommended by Project Representative which is signed by Contractor and Owner and authorizes an addition, deletion, or revision in the Work or an adjustment in the contract price or the contract time, issued on or after the effective date of the Agreement.

Compensable Delay - Any delay beyond the control and without the fault or negligence of the Contractor resulting from Owner-caused changes in the Work, differing site conditions, suspensions of the Work, or termination for convenience by Owner.

Contract Documents - The Agreement, Addenda (which pertain to the contract documents), Contractor's bid (including documentation accompanying the bid and any post-bid documentation submitted prior to the Notice of Award), the bonds, the specifications and the drawings, together with all amendments, modifications and supplements issued on or after the effective date of the Agreement.

Contract Price - The monies payable by Owner to Contractor under the contract documents as stated in the Agreement.

Contract Time - The number of days or the date stated in the Notice to Proceed for the completion of the Work.

Contractor - The person, firm or corporation with whom Owner has entered into an Agreement.

Days - All references to days are to be considered calendar days except as specified differently.

Defective - An adjective which when modifying the work refers to work that is unsatisfactory, faulty or deficient, or does not conform to the contract documents, or does not meet the requirements of any inspection, reference standard, test or approval referred to in the contract documents, or has been damaged prior to Project Representative's recommendation of final payment (unless responsibility for the protection thereof has been assumed by Owner).

Discretionary - Payment for all work that shall be made only at the Owner's discretion in order to satisfactorily complete the project in accordance with the Plans and Specifications.

Drawings - The drawings which show the character and scope of the Work to be performed and which have been prepared or approved by Engineer and are referred to in the bidding and contract documents.

Effective Date of the Agreement - The date indicated in the Agreement on which it becomes effective (date of execution).

Excusable Delay - Any delay beyond the control and without the negligence of the Contractor, the Owner, or any other contractor caused by events or circumstances such as, but not limited to, acts of God or of the public enemy, fires, floods, freight embargoes, acts of government other than Owner or epidemics. Labor disputes and above average rainfall shall give rise only to excusable delays.

Float or Slack Time - The time available in the progress schedule during which an unexpected activity can be completed without delaying substantial completion of the Work.

Inexcusable Delay - Any delay caused by events or circumstances within the control of the Contractor, such as inadequate crewing, slow submittals, etc., which might have been avoided by the exercise of care, prudence, foresight, or diligence on the part of the Contractor.

Non-prejudicial Delay - Any delay impacting a portion of the Work within the available total float or slack time and not necessarily preventing completion of the Work within the contract time.

Notice of Award - The written notice to the successful bidder stating Award has been approved by the Board of County Commissioners; or by the Purchasing Official in accordance with Manatee County Purchasing Code of Law, Chapter 2-26, Manatee County Purchasing Ordinance 11-43.

Notice of Intent to Award - The written notice to the apparent low bidder stating Award has been recommended with final Award to be authorized by the Board of County Commissioners.

Notice to Proceed - Written notice by Owner (after execution of contract) to Contractor fixing the date on which the contract time will commence to run and on which Contractor shall start to perform (ten (10) days from date of such notice) Contractor's obligations under the contract documents.

Owner - Manatee County Florida, Board of County Commissioners, a political subdivision of the State of Florida.

Preconstruction Conference - Prior to starting the Work, a meeting scheduled by Owner with Contractor to review the Work schedules, to establish procedures for handling shop drawings and other submissions, for processing periodical pay estimates, and such other matters as may be pertinent to the project.

Prejudicial Delay - Any excusable or compensable delay impacting the Work and exceeding the total float available in the progress schedule, thus preventing completion of the Work within the contract time unless the Work is accelerated.

Pre-operation Testing - All field inspections, installation checks, water tests, performance tests and necessary corrections required of Contractor to demonstrate that individual components of the work have been properly constructed and do operate in accordance with the contract documents for their intended purposes.

Project - The total construction of which the Work to be provided under the contract documents may be the whole or a part as indicated elsewhere in the contract documents.

Project Representative - The authorized representative of Owner who is assigned to the project or any part thereof.

Shop Drawings - All drawings, diagrams, illustrations, schedules and other data which are specifically prepared by or for Contractor to illustrate some portion of the Work and all illustrations, brochures, standard schedules, performance charts, instructions, diagrams and other information prepared by a supplier and submitted by Contractor to illustrate material or equipment for some portion of the Work.

Specifications - Those portions of the contract documents consisting of written technical descriptions of materials, equipment, construction systems, standards and workmanship as applied to the Work and certain administrative details applicable thereto.

Subcontractor - An individual or corporation having a direct contact with Contractor or with any other subcontractor for the performance of a part of the Work at the site. Such person or firm has contractual relations with the Contractor, not with the Owner.

Substantial Completion - The Work (or a specified part thereof) has progressed to the point when, in the opinion of the Engineer as evidenced by Engineer's definitive certificate of Substantial Completion, it is sufficiently complete in accordance with contract documents so that the work can be utilized for the purposes for which it is intended; or if there be no such certificate issued, when final payment is due.

Successful Bidder - The lowest qualified, responsible and responsive bidder to whom an award is made.

Supplier - A manufacturer, fabricator, supplier, distributor, materialman or vendor.

Underground Facilities - All pipelines, conduits, ducts, cables, wires, manholes, vaults, tanks, tunnels or other such facilities or attachments and any encasement containing such facilities which have been installed underground to furnish any of the following services or materials: electricity, gases, steam, liquid petroleum products, telephone or other communications, cable television, sewage and drainage removal, traffic or other control systems or water.

Unit Price Work - Work to be paid for on the basis of unit prices.

Work - The entire completed construction or the various separately identifiable parts thereof required to be furnished under the contract documents. Work is the result of performing services, furnishing labor and furnishing and incorporating materials and equipment into the construction, all as required by the contract documents.

Work Directive Change - A written directive to contractor, issued on or after the effective date of the Agreement and signed by Owner and recommended by Project Representative ordering an addition, deletion or revision in the Work, or responding to differing or unforeseen physical conditions under which the Work is to be performed or to emergencies. A work directive change may not change the contract price or the contract time; but is evidence that the parties expect that the change directed or documented by a work directive change will be incorporated in a subsequently issued change order following negotiations by the parties as to its effect, if any, on the contract price or contract time.

## ARTICLE 2 - PRELIMINARY MATTERS

Computation of Time: When time is referred to in the contract documents by days, it will be computed to exclude the first and include the last day of such period. If the last day of any such period falls on a Saturday or Sunday or legal holiday, such day will be omitted from the computation.

- 2.1 The Contractor must submit a proposed schedule of the Work at the preconstruction conference. The purpose of this schedule is to enable the Owner to govern the Work, to protect the functions of the local government and its citizens and to aid in providing appropriate surveillance. The Owner shall have the right to reschedule work provided such rescheduling is in accord with the remainder of terms of the contract. The schedule shall show, as a minimum, the approximate dates on which each segment of the work is expected to be started and finished, the proposed traffic flows during each month, the anticipated earnings by the Contractor for each month and the approximate number of crews and equipment to be used. The Owner, after necessary rescheduling and obtaining additional information for specific purposes, shall review and approve the schedule. The Contractor shall also forward to the Owner, as soon as practicable after the first day of each month, a summary report of the progress of the various parts of the work under the contract, in fabrication and in the field, stating the existing status, estimated time of completion and cause of delay, if any. Together with the summary report, the Contractor shall submit any necessary revisions to the original schedule for the Owner's review and approval. In addition, more detailed schedules may be required by the Owner for daily traffic control.
- 2.2 A Notice to Proceed may be given at any time within thirty (30) days after the effective date of the Agreement. The contract time will commence at the time specified in such notice. Contractor shall start to perform the Work on the date specified in the notice to proceed, but no work shall be done at the site prior to the date on which the contract time commences to run.
- 2.3 If at any time the materials and appliances to be used appear to the Owner as insufficient or improper for securing the quality of work required or the required rate of progress, the Owner may order the Contractor to increase his efficiency or to improve the character of his work and the Contractor shall conform to such an order. The failure of the Owner to demand any increase of such efficiency of any improvement shall not release the Owner from his obligation to secure the quality of work or the rate of progress necessary to complete the Work within the limits imposed by the contract. The Owner may require the Contractor to remove from the Work such employees as the Owner deems incompetent, careless, insubordinate or otherwise objectionable, or whose continued employment on the Work is deemed to be contrary to the Owner's interest.
- 2.4 The Owner reserves the right to let other Contracts in connection with this Work. The Contractor shall afford other Contractors reasonable opportunity for the introduction and storage of their materials and execution of their Work, and promptly connect and coordinate the Work with theirs.

**ARTICLE 3 - CONTRACT DOCUMENTS: INTENT, AMENDING, RE-USE**

- 3.1 The contract documents comprise the entire Agreement between Owner and Contractor concerning the work. The contract documents are complementary; what is called for by one is as binding as if called for by all. The contract documents will be construed in accordance with the laws and ordinances of the State of Florida and Manatee County.

Should a conflict exist within the contract documents, the precedence in ascending order of authority are as follows: 1) Standard Printed Contract Documents, 2) Special Conditions, 3) General Conditions and 4) Drawings. Note: Computed dimensions shall govern over scaled dimensions.

- 3.2 It is the intent of the contract documents to describe a functionally complete project (or part thereof) to be constructed in accordance with the contract documents. Any work, materials or equipment that may reasonably be inferred from the contract documents as being required to produce the intended result will be supplied whether or not specifically called for. When words which have a well-known technical or trade meaning are used to describe work, materials, or equipment, such words shall be interpreted in accordance with that meaning. Reference to standard specifications, manuals or codes of any technical society, organization or association, or to the laws or regulations of any governmental authority, whether such reference be specific or by implication, shall mean the latest standard specification, manual, code or laws or regulations in effect at the time of opening of bids, except as may be otherwise specifically stated. However, no provision of any referenced standard specification, manual or code (whether or not specifically incorporated by reference in the contract documents) shall be effective to change the duties and responsibilities of Owner, Contractor or Engineer, or any of their agents or employees from those set forth in the Contract Documents.

- 3.3 The contract documents may be amended to provide for additions, deletions and revisions in the Work or to modify the terms and conditions thereof in one or more of the following ways:

3.3.1 A Formal Written Amendment

3.3.2 A Change Order

3.3.3 Administrative Contract Adjustment (ACA)

- 3.4 In addition, the requirements of the contract documents may be supplemented and minor variations and deviations in the Work may be authorized in one or more of the following ways:

3.4.1 Discretionary Work – Field Directive

3.4.2 Engineer's approval of a Shop Drawing or sample.

**ARTICLE 4 - CONTRACTOR'S RESPONSIBILITIES**

- 4.1 Contractor shall keep on the Work at all times during its progress a competent resident superintendent; who shall be the Contractor's representative at the site and shall have authority to act on behalf of Contractor. All communications given to the superintendent shall be as binding as if given to Contractor.
- 4.2 Contractor shall provide competent, suitable qualified personnel to survey and lay out the Work and perform construction as required by the contract documents. Contractor shall at all times maintain good discipline and order at the site. Except in connection with the safety or protection of persons or the Work or property at the site or adjacent thereto and except as otherwise indicated in the contract documents, all Work at the site shall be performed during regular working hours and Contractor will not permit overtime work or the performance of work on Saturday, Sunday or legal holiday without Owner's written consent given after prior notice to Engineer (at least 72 hours in advance).
- 4.2.1 Contractor shall pay for all additional engineering charges to the Owner for any overtime work which may be authorized. Such additional engineering charges shall be a subsidiary obligation of Contractor and no extra payment shall be made by Owner on account of such overtime work. At Owner's option, overtime costs may be deducted from Contractor's monthly payment request or Contractor's retainage prior to release of final payment.
- 4.3 Unless otherwise specified, Contractor shall furnish and assume full responsibility for all bonds, insurance, materials, equipment, labor, transportation, construction equipment and machinery, tools, appliances, fuel, power, light, heat, telephone, water, sanitary facilities, temporary facilities and all other facilities and incidentals necessary for the furnishing, performance, testing, start-up and completion of the Work.
- 4.4 All materials and equipment shall be of good quality and new, except as otherwise provided in the contract documents. If required by Engineer, Contractor shall furnish satisfactory evidence (including reports of required tests) as to the kind and quality of materials and equipment. All materials and equipment shall be applied, installed, connected, erected, used, cleaned and conditioned in accordance with the instruction of the applicable supplier except as otherwise provided in the contract documents.
- 4.5 Contractor shall be fully responsible to Owner for all acts and omissions of the subcontractors, suppliers and other persons and organizations performing or furnishing any of the Work under a direct or indirect contract with Contractor just as Contractor is responsible for Contractor's own acts and omissions. Nothing in the Contract Documents shall create any contractual relationship between Owner or Engineer and any such subcontractor, supplier or other person or organization, nor shall it create any obligation on the part of Owner to pay or to see to the payment of any monies due any such subcontractor, supplier or other person or organization.

- 4.6 Permits: Unless otherwise provided, Contractor shall obtain and pay for all construction permits and licenses. Owner shall assist Contractor, when necessary, in obtaining such permits and licenses. Contractor shall pay all governmental charges and inspection fees necessary for the prosecution of the Work.
- 4.7 During the progress of the Work, Contractor shall keep the premises free from accumulation of waste materials rubbish and other debris resulting from the Work. At the completion of the Work, Contractor shall remove all waste materials, rubbish and debris from and about the premises as well as all tools, appliances, construction equipment and machinery and surplus materials and shall leave the site clean and ready for occupancy by Owner. Contractor shall restore to original conditions all property not designated for alteration by the Contract Documents.
- 4.8 Contractor shall not load nor permit any part of any structure to be loaded in any manner that will endanger the structure, nor shall Contractor subject any part of the Work or adjacent property to stresses or pressures that will endanger it.
- 4.9 **Safety and Protection:** Contractor shall comply with the Florida Department of Commerce Safety Regulations and any local safety regulations. Contractor shall be responsible for initiating, maintaining and supervising all safety precautions and programs in connection with the Work. Contractor shall take all necessary precautions for the safety of and shall provide the necessary protection to prevent damage, injury or loss to:
- 4.9.1 all employees on the work and other persons and organizations who may be affected thereby;
  - 4.9.2 all the work and materials and equipment to be incorporated therein, whether in storage on or off the site; and
  - 4.9.3 other property at the site or adjacent thereto, including trees, shrubs, lawns, walks, pavements, roadways, structures, utilities and underground facilities not designated for removal, relocation or replacement in the course of construction.

Contractor shall comply with all applicable laws and regulations of any public body having jurisdiction for the safety of persons or property or to protect them from damage, injury or loss; and shall erect and maintain all necessary safeguards for such safety and protection. Contractor shall provide and maintain all passageways, guard fences, lights and other facilities for the protection required by public authority or local conditions. Contractor shall provide reasonable maintenance of traffic way for the public and preservation of the Owner's business, taking into full consideration all local conditions. Contractor's duties and responsibilities for the safety and protection of the work shall continue until such time as all the work is completed.



- 4.10 **Emergencies:** In emergencies affecting the safety or protection of persons or the work or property at the site or adjacent thereto, Contractor, without special instruction or authorization from Engineer or Owner, is obligated to act to prevent threatened damage, injury or loss. Contractor shall give Owner prompt written notice if Contractor believes that any significant changes in the work or variations from the contract documents have been caused thereby. If Owner determines that a change in the contract documents is required because of the action taken in response to an emergency, a Work Directive Change or Change Order will be issued to document the consequences of the changes or variation.
- 4.11 For substitutes not included with the bid, but submitted after the effective date of the Agreement, Contractor shall make written application to Engineer for acceptance thereof, certifying that the proposed substitute will perform adequately the functions and achieve the results called for by the general design, be similar and of equal substance to that specified and be suited to the same use as that specified. The application will also contain an itemized estimate of all costs and delays or schedule impacts that will result directly or indirectly from review, acceptance and provisions of such substitute, including costs of redesign and claims of other contractors affected by the resulting change, all of which will be considered by the Engineer in evaluating the proposed substitute. Engineer may require Contractor to furnish at Contractor's expense, additional data about the proposed substitute. In rendering a decision, Owner/Engineer and Contractor shall have access to any available float time in the construction schedule. In the event that substitute materials or equipment not included as part of the bid, but proposed after the effective date of the agreement, are accepted and are less costly than the originally specified materials or equipment, then the net difference in cost shall be credited to the Owner and an appropriate change order executed.
- 4.11.1 If a specific means, method, technique, sequence of procedure of construction is indicated in or required by the contract documents, Contractor may furnish or utilize a substitute means, method, sequence, technique or procedure of construction acceptable to Engineer if Contractor submits sufficient information to allow Engineer to determine that the substitute proposed is equivalent to that indicated or required by the contract documents.
- 4.11.2 Engineer will be allowed a reasonable time within which to evaluate each proposed substitute. Engineer will be the sole judge of acceptability and no substitute will be ordered, installed or utilized without Engineer's prior written acceptance which will be evidenced by either a change order or an approved shop drawing. Owner may require Contractor to furnish at Contractor's expense a special performance guarantee or other surety with respect to any substitute.
- 4.11.3 Contractor shall reimburse Owner for the charges of Engineer and Engineer's Consultants for evaluating each proposed substitute submitted after the effective date of the Agreement and all costs resulting from any delays in the work while the substitute was undergoing review.

- 4.12 The Contractor shall furnish, free of charge, all labor, stakes, surveys, batter boards for structures, grade lines and other materials and supplies and shall set construction stakes and batter boards for establishing lines, position of structures, slopes and other controlling points necessary for the proper prosecution of the construction work. Where rights-of-way, easements, property lines or any other conditions which make the lay-out of the project or parts of the project critical are involved, the Contractor will employ a competent surveyor who is registered in the State of Florida for lay-out and staking. These stakes and marks shall constitute the field control by and in accord with which the Contractor shall govern and execute the work. The Contractor will be held responsible for the preservation of all stakes, marks and if for any reason any of the stakes or marks or batter boards become destroyed or disturbed, they will be immediately and accurately replaced by the Contractor.
- 4.13 The Contractor has, by careful examination, satisfied himself as to the nature and location of the work and all other matters which can in any way affect the work under this contract, including, but not limited to details pertaining to boring, as shown on the drawings, are not guaranteed to be more than a general indication of the materials likely to be found adjacent to holes bored at the site of the work, approximately at the locations indicated. The Contractor shall examine boring data, where available, and make his own interpretation of the subsoil investigations and other preliminary data, and shall base his bid on his own opinion of the conditions likely to be encountered. In no event shall an extension of time be considered for any conditions that existed at the time of bidding, nor shall the Contractor receive extra compensation for completion of the project as intended by the drawings and in keeping with the contract documents. No verbal agreement or conversation with any officer, agent or employee of the Owner, before or after the execution of this contract, shall affect or modify any of the terms or obligations herein contained.
- 4.14 If the Contractor, in the course of the work, finds that the drawings and/or Contract Documents cannot be followed, he shall immediately inform the Owner in writing, and the Owner shall promptly check the accuracy of the information. Any work done after such discovery, until any necessary changes are authorized, will be done at the Contractor's risk.

#### ARTICLE 5 - OWNER'S RESPONSIBILITIES

- 5.1 Owner shall furnish the data required of Owner under the contract documents promptly and shall make payments to the Contractor within a reasonable time (no more than 45 days) after the Work has been accepted by the Owner. The form of all submittals, notices, change orders and other documents permitted or required to be used or transmitted under the contract documents shall be determined by the Owner/Engineer. Standard County forms shall be utilized.
- 5.2 The Owner shall provide the lands upon which the Work under this contract is to be done, except that the Contractor shall provide all necessary additional land required for the erection of temporary construction facilities and storage of his materials, together with right of access to same

- 5.3 The Owner shall have the right to take possession of and use any completed portions of the work, although the time for completing the entire work or such portions may not have expired, but such taking possession and use shall not be deemed an acceptance of any work not completed in accordance with the Contract Documents.

#### ARTICLE 6 - CHANGES IN THE WORK

- 6.1 Without invalidating the Agreement and without notice to any surety, Owner may, at any time, order additions, deletions or revisions in the Work. These will be authorized by a written amendment, a change order, or a work directive change. Upon receipt of any such document, Contractor shall promptly proceed with the Work involved which will be performed under the applicable conditions of the contract documents (except as otherwise specifically provided).
- 6.2 Contractor shall not be entitled to an increase in the contract price or an extension of the contract time with respect to any Work performed that is not required by the contract documents as amended, modified and supplemented.
- 6.3 Owner and Contractor shall execute appropriate change orders (or written amendments) covering changes in the Work which are ordered by Owner, or which may be required because of acceptance of defective Work.
- 6.4 At any time Engineer may request a quotation from Contractor for a proposed change in the Work and within twenty-one (21) calendar days after receipt, Contractor shall submit a written and detailed proposal for an increase or decrease in the contract price or contract time for the proposed change. Engineer shall have 21 calendar days after receipt of the detailed proposal to respond in writing. The proposal shall include an itemized estimate of all costs and time for performance that will result directly or indirectly from the proposed change. Unless otherwise directed, itemized estimates shall be in sufficient detail to reasonably permit an analysis by Engineer of all material, labor, equipment, subcontracts, overhead costs and fees, and shall cover all Work involved in the change, whether such Work was deleted, added, changed or impacted. Notwithstanding the request for quotation, Contractor shall carry on the Work and maintain the progress schedule. Delays in the submittal of the written and detailed proposal will be considered non-prejudicial.

#### ARTICLE 7 - CHANGE OF CONTRACT PRICE

- 7.1 The contract price constitutes the total compensation (subject to authorized adjustments) payable to Contractor for performing the Work. All duties, responsibilities and obligations assigned to or undertaken by Contractor shall be at his expense without change in the contract price.
- 7.2 The contract price may only be changed by change order or by a written amendment. Any claim for an increase or decrease in the contract price shall be based on written notice delivered by the party making the claim to the other party. Notice of the amount of the claim with supporting data shall be delivered within ten (10) days from the beginning of such occurrence and shall be accompanied by claimant's written statement that the amount claimed covers all known amounts (direct, indirect and consequential) to which the claimant is entitled as a result of the occurrence of said event.

- 7.3 The value of any Work covered by a change order or of any claim for an increase or decrease in the contract price shall be determined in one of the following ways (at Owner's discretion):
- 7.3.1 Where the Work involved is covered by unit prices contained in the contract documents, cost will be determined by application of such unit prices to the quantities of the items involved.
  - 7.3.2 By mutual acceptance of lump sum.
  - 7.3.3 On the basis of the cost of the Work, plus a 15% Contractor's fee for overhead and profit. (Contractor shall submit an itemized cost breakdown together with supporting data.)
- 7.4 Either Owner or Contractor may make a claim for an adjustment in the contract price. The unit price of an item of unit price Work shall be subject to re-evaluation and adjustment under the following conditions:
- 7.4.1 If the total cost of a particular item of unit price Work amounts to 5% or more of the contract price and the variation in the quantity of the particular item of unit price Work performed by Contractor differs by more than 15% from the estimated quantity of such item indicated in the Agreement; and
  - 7.4.2 If there is no corresponding adjustment with respect to any other item of Work; and
  - 7.4.3 If a Contractor believes that it has incurred additional expense as a result thereof; or
  - 7.4.4 If Owner believes that the quantity variation entitles it to an adjustment in the unit price; or
  - 7.4.5 If the parties are unable to agree as to the effect of any such variations in the quantity of unit price Work performed.

#### ARTICLE 8 - CHANGE OF CONTRACT TIME

- 8.1 Contract time may only be changed by a change order or a written amendment. Any claim for an extension or shortening of the contract time shall be based on written notice delivered by the party making the claim to the other party. Notice of the extent of the claim with supporting data shall be delivered within fifteen (15) days from detection or beginning of such occurrence and shall be accompanied by the claimant's written statement that the adjustment claimed is the entire adjustment to which the claimant has reason to believe it is entitled as a result of the occurrence of said event.

- 8.2 The contract time will be extended in an amount equal to time lost due to delays beyond the control of Contractor. Such delays shall include, but not be limited to, acts or neglect by Owner or others performing additional work; or to fires, floods, epidemics, abnormal weather conditions or acts of God.
- 8.3 All time limits stated in the contract documents are of the essence.

#### ARTICLE 9 - WARRANTY, TEST/INSPECTION, CORRECTION

- 9.1 Contractor warrants (for a minimum period of three years or as otherwise stated herein) and guarantees to Owner that all work will be in accordance with the contract documents and will not be defective; that Owner, representatives of Owner, governmental agencies with jurisdictional interests will have access to the work at reasonable time for their observation, inspecting and testing (Contractor shall give Engineer timely notice of readiness of the work for all required approvals and shall assume full responsibility, including costs, in obtaining required tests, inspections, and approval certifications and/or acceptance, unless otherwise stated by Owner).
- 9.2 If any work (including work of others) that is to be inspected, tested, or approved is covered without written concurrence of Engineer, it must, if requested by Engineer, be uncovered for observation. Such uncovering shall be at Contractor's expense unless Contractor has given Engineer timely notice of Contractor's intention to cover the same and Engineer has not acted with reasonable promptness in response to such notice. Neither observations by Engineer nor inspections, tests, or approvals by others shall relieve Contractor from Contractor's obligations to perform the work in accordance with the contract documents.
- 9.3 If the work is defective, or Contractor fails to supply sufficient skilled workers, or suitable materials or equipment, or fails to furnish or perform the work in such a way that the completed work will conform to the contract documents, Owner may order Contractor to stop the work, or any portion thereof and terminate payments to the Contractor until the cause for such order has been eliminated. Contractor shall bear all direct, indirect and consequential costs for satisfactory reconstruction or removal and replacement with non-defective work, including, but not limited to fees and charges of engineers, architects, attorneys and other professionals and any additional expenses experienced by Owner due to delays to other Contractors performing additional work and an appropriate deductive change order shall be issued. Contractor shall further bear the responsibility for maintaining schedule and shall not be entitled to an extension of the contract time and the recovery of delay damages due to correcting or removing defective work.
- 9.3.1 If Contractor fails within seven (7) days after written notice to correct defective work, or fails to perform the work in accordance with the contract documents, or fails to comply with any other provision of the contract documents, Owner may correct and remedy any such deficiency. To the extent necessary to complete corrective and remedial action, Owner may exclude Contractor from all or part of the site, take possession of all or part of the work, Contractor's tools, construction equipment and machinery at the site or for which Owner has paid

Contractor but which are stored elsewhere. All direct, indirect and costs of Owner in exercising such rights and remedies will be charged against Contractor in an amount approved as to reasonableness by Engineer and a change order will be issued incorporating the necessary revisions.

- 9.3.2 If within three years after the date of completion or such longer period of time as may be prescribed by laws or regulations or by the terms of any applicable special guarantee required by the contract documents, any work is found to be defective, Contractor shall promptly, without cost to Owner and in accordance with Owner's written instructions, either correct such defective work or if it has been rejected by Owner, remove it from the site and replace it with non-defective work. If Contractor does not promptly comply with the terms of such instruction, Owner may have the defective work corrected/removed and all direct, indirect and consequential costs of such removal and replacement will be paid by Contractor.

#### ARTICLE 10 - SUSPENSION/TERMINATION OF WORK

- 10.1 Owner may, at any time and without cause, suspend the work or any portion thereof for a period of not more than ninety (90) days by written notice to Contractor, which will fix the date on which work will be resumed. Contractor shall be allowed an increase in the contract price or an extension of the contract time, or both, directly attributable to any suspension if Contractor makes an approved claim therefore.
- 10.2 Owner may terminate the contract if Contractor commences a voluntary case under any chapter of the Bankruptcy Code or any similar action by filing a petition under any other federal or state law relating to the bankruptcy or insolvency; if a petition is filed against the Contractor under any chapter of the Bankruptcy Code or similar relief under any other federal or state law; if Contractor persistently fails to perform the work in accordance with the contract documents; if Contractor disregards laws or regulations of any public body having jurisdiction or the Engineer; or otherwise violates in any substantial way any provisions of the contract.
- 10.2.1 Owner may, after giving Contractor (and the surety, if there is one) seven (7) days written notice and to the extent permitted by laws and regulations, terminate the services of Contractor; exclude Contractor from the site and take possession of the work and of all Contractor's tools, construction equipment and machinery at the site and use the same to the full extent they could be used (without liability to Contractor for trespass or conversion); incorporate in the work all materials and equipment stored at the site or for which Owner has paid Contractor but which are stored elsewhere, and finish the work as Owner may deem expedient. In such case, Contractor shall not be entitled to receive any further payment beyond an amount equal to the value of material and equipment not incorporated in the work, but delivered and suitably stored, less the aggregate of payments previously made. If the direct and indirect costs of completing the work exceed the unpaid balance of

the contract price, Contractor shall pay the difference to Owner. Such costs incurred by Owner shall be verified by Owner and incorporated in

a change order; but in finishing the work, Owner shall not be required to obtain the lowest figure for the work performed. Contractor's obligations to pay the difference between such costs and such unpaid balance shall survive termination of the Agreement.

- 10.3 If, through no act or fault of Contractor, the work is suspended for a period of more than ninety (90) days by Owner or under an order of court or other public authority, or Engineer fails to act on any application or fails to pay Contractor any sum finally determined to be due; then Contractor may, upon seven (7) days written notice to Owner terminate the Agreement and recover from Owner payment for all work executed, any expense sustained plus reasonable termination expenses. In lieu of terminating the Agreement, if Engineer has failed to act on any application of payment or Owner has failed to make any payment as aforesaid, Contractor may upon seven (7) days written notice to Owner stop the work until payment of all amounts then due.

#### ARTICLE 11 - CONTRACT CLAIMS

- 11.1 The rendering of a decision by Engineer with respect to any such claim, dispute or other matter (except any which have been waived by the making or acceptance of final payment) will be a condition precedent to any exercise by Owner or Contractor of such right or remedies as either may otherwise have under the contract documents or by laws or regulations in respect of any such claim, dispute or other matter. No action, either at law or at equity, shall be brought in connection with any such claim, dispute or other matter later than thirty (30) days after the date on which Owner/Engineer has rendered such written decision in respect thereof. Failure to bring an action within said thirty (30) day period shall result in Engineer's decision being final and binding on the Contractor. In no event may any such action be brought after the time at which instituting such proceedings would be otherwise barred by the applicable statute of limitations.
- 11.2 Before bringing any action in court pertaining to any claim, dispute or other matter in question(s) arising out of or relating to the contract documents or the breach thereof, or Engineer's final decision, except for claims which have been waived by the making and acceptance of final payment, the Contractor shall first submit written notice(s) of contract claims to the Purchasing Official for a decision; within the earlier of sixty (60) days after the last date on which the contractor provided any goods or services required by the contract or after the date on which the contractor knew or should have known such a claim existed. The Manatee County Code of Law section 2-26-63 Contract Claims details the requirements and process for such a claim.

**ARTICLE 12 - RESIDENT PROJECT REPRESENTATIVE - DUTIES, RESPONSIBILITIES**

12.1 Resident Project Representative is Engineer/Owner's Agent, who will act as directed by and under the supervision of the Engineer, and who will confer with Owner/Engineer regarding his actions. Resident Project Representative's dealing in matters pertaining to the on-site work shall, in general, be only with the

Owner/Engineer and Contractor and dealings with subcontractors shall only be through or with the full knowledge of Contractor.

12.2 Resident Project Representative will:

12.2.1 Review the progress schedule, schedule of shop drawing submissions and schedule of values prepared by Contractor and consult with Owner/Engineer concerning their acceptability.

12.2.2 Attend preconstruction conferences. Arrange a schedule of progress meetings and other job conferences as required in consultation with Owner/Engineer and notify those expected to attend in advance. Attend meetings and maintain and circulate copies of minutes thereof.

12.2.3 Serve as Owner/Engineer's liaison with Contractor, working principally through Contractor's superintendent and assist him in understanding the intent of the contract documents. As requested by Owner/Engineer, assist in obtaining additional details or information when required at the job site for proper execution of the Work.

12.2.4 Receive and record date of receipt of shop drawings and samples, receive samples which are furnished at the site by Contractor and notify Owner/Engineer of their availability for examination.

12.2.5 Advise Owner/Engineer and Contractor or his superintendent immediately of the commencement of any work requiring a shop drawing or sample submission if the submission has not been approved by the Owner/Engineer.

12.2.6 Conduct on-site observations of the work in progress to assist Owner/Engineer in determining if the work is proceeding in accordance with the contract documents and that completed work will conform to the contract documents.

12.2.7 Report to Owner/Engineer whenever he believes that any work is unsatisfactory, faulty or defective or does not conform to the contract documents, or does not meet the requirements of any inspections, tests or approvals required or if work has been damaged prior to final payment; and advise Owner/Engineer when he believes work should be corrected or rejected or should be uncovered of observation or requires special testing, inspection or approval.



- 12.2.8 Verify that tests, equipment and system start-ups and operating and maintenance instructions are conducted as required by the contract documents and in the presence of the required personnel, and that Contractor maintains adequate records thereof; observe, record and report to Engineer appropriate details relative to the test procedures and start-ups.
- 12.2.9 Accompany visiting inspectors representing public or other agencies having jurisdiction over the project; record the outcome of these inspections and report to Owner/Engineer.
- 12.2.10 Transmit to Contractor, Owner/Engineer's clarifications and interpretations of the contract documents.
- 12.2.11 Consider and evaluate Contractor's suggestions or modifications in drawings or Contract Documents and report them with recommendations to Owner/Engineer.
- 12.2.12 Maintain at the job site orderly files for correspondence, reports of job conferences, shop drawings and sample submissions, reproductions of original contract documents including all addenda, change orders, field orders, additional drawings issued subsequent to the execution of the contract, Owner/Engineer's clarifications and interpretations of the contract documents, progress reports and other project related documents.
- 12.2.13 Keep a diary or log book, recording hours on the job site, weather conditions, data relative to questions of extras or deductions; list of visiting officials and representatives or manufacturers, fabricators, suppliers and distributors; daily activities, decisions, observations in general and specific observations in more detail as in the case of observing test procedures. Send copies to Owner/Engineer.
- 12.2.14 Record names, addresses and telephone numbers of all Contractors, subcontractors and major suppliers of materials and equipment.
- 12.2.15 Furnish Owner/Engineer periodic reports as required of progress of the work and Contractor's compliance with the approved progress schedule and schedule of shop drawing submissions.
- 12.2.16 Consult with Owner/Engineer in advance of scheduling major tests, inspections or start of important phases of the work.
- 12.2.17 Report immediately the occurrence of any accident.

- 12.2.18 Review applications for payment with Contractor for compliance with the established procedure for their submission and forward them with recommendations to Owner/Engineer, noting particularly their relation to the schedule of values, work completed and materials and equipment delivered at the site but not incorporated in the work.
- 12.2.19 During the course of the work, verify that certificates, maintenance and operations manuals and other data required to be assembled and furnished by Contractor are applicable to the items actually installed, and deliver this material to Owner/Engineer for his review prior to final acceptance of the work.
- 12.2.20 Before Owner/Engineer issues a Certificate of Substantial Completion, submit to Contractor a list of observed items requiring completion or correction.
- 12.2.21 Conduct final inspection in the company of Owner/Engineer and Contractor and prepare a final list of items to be completed or corrected.
- 12.2.22 Verify that all items on final list have been completed or corrected and make recommendations to Owner/Engineer concerning acceptance.
- 12.3 Except upon written instructions of Owner/Engineer, Resident Project Representative.
  - 12.3.1 Shall not authorize any deviation from the contract documents or approve any substitute materials or equipment;
  - 12.3.2 Shall not exceed limitations on Owner/Engineer's authority as set forth in the contract documents;
  - 12.3.3 Shall not undertake any of the responsibilities of Contractor, Subcontractors or Contractor's Superintendent, or expedite the work;
  - 12.3.4 Shall not advise on or issue directions relative to any aspect of the means, methods, techniques, sequences or procedures of construction unless such is specifically called for in the contract documents;
  - 12.3.5 Shall not advise on or issue directions as to safety precautions and programs in connection with the work;
  - 12.3.6 Shall not authorize Owner to occupy the project in whole or in part; and
  - 12.3.7 Shall not participate in specialized field or laboratory tests.

ARTICLE 13 - APPRENTICES

13.1 If Successful Contractor employees Apprentices, he shall be governed and comply with the provisions of Florida State Statute 446.011.

NOTE: The form of all submittals, notices, change orders and other documents permitted or required to be used or transmitted under the Contract shall be determined by the Owner. Standard County forms shall be utilized.

**END OF SECTION**

CONTRACT DOCUMENTS

FOR

SATELLITE LIFT STATION R & R  
2012 GROUP 1

PROJECT # 402.0019707

January 2012

<u>LIFT STATION NAME</u>	<u>JL NUMBER</u>
Riverview Landings	5001357
Manatee Woods	5001356
S-7	5001355
Bradenton Transitional Center	5001354
Whitfield Industrial Park 1	5001351
Candlewood	5001359
Copperfield	5001358

PROJECT OWNER:

County of Manatee, Florida  
c/o Manatee County Purchasing Division  
1112 Manatee Avenue West  
Bradenton, Florida 34205  
(941) 748-4501

PREPARED BY:

Engineering Division  
Manatee County Public Works Department  
1022 26<sup>th</sup> Avenue East  
Bradenton, Florida 34208  
(941) 708-7450

R 050585

# INFRASTRUCTURE ENGINEERING STANDARD SPECIFICATIONS

DIVISION 1	GENERAL REQUIREMENTS	3
SECTION 01005	GENERAL REQUIREMENTS	3
SECTION 01010	SUMMARY OF WORK	13
SECTION 01015	CONTROL OF WORK	15
SECTION 01030	SPECIAL PROJECT PROCEDURES	19
SECTION 01045	CUTTING AND PATCHING	22
SECTION 01090	REFERENCE STANDARDS	24
SECTION 01150	MEASUREMENT AND PAYMENT	27
SECTION 01152	REQUESTS FOR PAYMENT	35
SECTION 01153	CHANGE ORDER PROCEDURES	36
SECTION 01200	PROJECT MEETINGS	39
SECTION 01310	CONSTRUCTION SCHEDULE & PROJECT RESTRAINTS	40
SECTION 01340	SHOP DRAWINGS, PROJECT DATA AND SAMPLES	44
SECTION 01370	SCHEDULE OF VALUES	48
SECTION 01380	CONSTRUCTION PHOTOGRAPHS	49
SECTION 01510	TEMPORARY AND PERMANENT UTILITIES	51
SECTION 01570	TRAFFIC REGULATION	53
SECTION 01600	MATERIAL AND EQUIPMENT	55
SECTION 01700	CONTRACT CLOSEOUT	57
SECTION 01710	CLEANING	60
SECTION 01730	OPERATING AND MAINTENANCE DATA	61
SECTION 01740	WARRANTIES AND BONDS	64
DIVISION 2	SITE WORK	66
SECTION 02064	MODIFICATIONS TO EXISTING STRUCTURES, PIPING AND EQUIPMENT	66
SECTION 02100	SITE PREPARATION	68
SECTION 02220	EXCAVATION, BACKFILL, FILL AND GRADING FOR STRUCTURES	69
SECTION 02221	TRENCHING, BEDDING AND BACKFILL FOR PIPE	73
SECTION 02223	EXCAVATION BELOW GRADE AND CRUSHED STONE OR SHELL REFILL	77
SECTION 02260	FINISH GRADING	78
SECTION 02276	TEMPORARY EROSION AND SEDIMENTATION CONTROL	80
SECTION 02485	SEEDING AND SODDING	82
SECTION 02617	INSTALLATION AND TESTING OF PRESSURE PIPE	84
SECTION 02720	SANITARY SEWER BYPASS PUMPING	87
SECTION 02999	MISCELLANEOUS WORK AND CLEANUP	89
DIVISION 3	CONCRETE	91
SECTION 03200	CONCRETE REINFORCEMENT	91
SECTION 03300	CAST-IN-PLACE CONCRETE	94
SECTION 03410	PRECAST CONCRETE STRUCTURES	98
DIVISION 9	PAINTING	103
SECTION 09865	SURFACE PREPARATION AND SHOP PRIME PAINTING	103
SECTION 09900	PAINTING	104
SECTION 09970	SURFACE PROTECTION SPRAY SYSTEM	119
DIVISION 13	SPECIAL CONSTRUCTION	125
SECTION 13350	LIFT STATION REHABILITATION	125
DIVISION 15	MECHANICAL	127
SECTION 16110	CONDUITS AND FITTINGS	127

This specification includes by reference the Manatee County Utility Standards approved May 2011.

## DIVISION 1 GENERAL REQUIREMENTS

### SECTION 01005 GENERAL REQUIREMENTS

#### PART 1 GENERAL

##### 1.01 SCOPE AND INTENT

###### A. Description

The work to be done consists of the furnishing of all labor, materials and equipment, and the performance of all work included in this Contract.

###### B. Work Included

The Contractor shall furnish all labor, superintendence, materials, plant, power, light, heat, fuel, water, tools, appliances, equipment, supplies, shop drawings, working drawings and other means of construction necessary or proper for performing and completing the work. He shall obtain and pay for all required permits necessary for the work, other than those permits such as the DEP permit and railroad permit which may have already been obtained. He shall perform and complete the work in the manner best calculated to promote rapid construction consistent with safety of life and property and to the satisfaction of the Engineer, and in strict accordance with the Contract Documents. The Contractor shall clean up the work and maintain it during and after construction, until accepted, and shall do all work and pay all incidental costs. He shall repair or restore all structures and property that may be damaged or disturbed during performance of the work.

The cost of incidental work described in these General Requirements, for which there are no specific Contract Items, shall be considered as part of the general cost of doing the work and shall be included in the prices for the various Contract Items. No additional payment will be made.

The Contractor shall be solely responsible for the adequacy of his workmanship, materials and equipment.

###### C. Public Utility Installations and Structures

Public utility installations and structures shall be understood to include all poles, tracks, pipes, wires, conduits, house service connections, vaults, manholes and all other appurtenances and facilities pertaining thereto.

The Contractor shall protect all installations and structures from damage during the work. Access across any buried public utility installation or structure shall be made only in such locations and by means approved by the Engineer. All required protective devices and construction shall be provided by the Contractor at his expense. All existing public utilities damaged by the Contractor which are shown on the Plans or have been located in the field by the utility shall be repaired by the Contractor, at his expense, as approved by the Engineer. No separate payment shall be made for such protection or repairs to public utility installations or structures.

Public utility installations or structures owned or controlled by the Owner or other governmental body, which are required by this contract to be removed, relocated, replaced or rebuilt by the Contractor not identified in any separate bid item shall be considered as a part of the general cost of doing the work and shall be included in the prices bid for the various contract items. No separate payment shall be made.

Where public utility installations or structures owned or controlled by the Owner or other governmental body are encountered during the course of the work, and are not indicated on the Plans or in the Specifications, and when, in the opinion of the Engineer, removal, relocation, replacement or rebuilding is necessary to complete the work under this Contract, such work shall be accomplished by the utility having jurisdiction, or such work may be ordered, in writing by the Engineer, for the contractor to accomplish. If such work is accomplished by the utility having jurisdiction, it will be carried out expeditiously and the Contractor shall give full cooperation to permit the utility to complete the removal, relocation, replacement or rebuilding as required. If such work is accomplished by the Contractor, it will be in accordance with the General and Supplemental General Conditions.

The Contractor shall give written notice to Owner and other governmental utility departments and other owners of public utilities of the location of his proposed construction operations, at least forty-eight hours in advance of breaking ground in any area or on any unit of the work. This can be accomplished by making the appropriate contact with the "Sunshine State One-Call of Florida, Inc. Call Center ("Call Sunshine") and per all requirements provided for in the Florida Underground Facilities Damage Prevention and Safety Act (Florida Statutes, Title XXXIII, Chapter 556).

The maintenance, repair, removal, relocation or rebuilding of public utility installations and structures, when accomplished by the Contractor as herein provided, shall be done by methods approved by the Engineer.

## **1.02 PLANS AND SPECIFICATIONS**

### **A. Plans**

When obtaining data and information from the Plans, figures shall be used in preference to scaled dimensions, and large scale drawings in preference to small scale drawings.

### **B. Copies Furnished to Contractor**

The Contractor shall furnish each of the subcontractors, manufacturers, and material men such copies of the Contract Documents as may be required for their work. Additional copies of the Plans and Specifications, when requested, may be furnished to the Contractor at cost of reproduction.

### **C. Supplementary Drawings**

When, in the opinion of the Engineer, it becomes necessary to explain more fully the work to be done or to illustrate the work further or to show any changes which may be required, drawings known as Supplementary Drawings, with specifications pertaining thereto, will be prepared by the Engineer and five paper prints thereof will be given to the Contractor.

### **D. Contractor to Check Plans and Data**

The Contractor shall verify all dimensions, quantities and details shown on the Plans, Supplementary Drawings, Schedules, Specifications or other data received from the Engineer, and shall notify him of all errors, omissions, conflicts, and discrepancies found therein. Failure to discover or correct errors, conflicts or discrepancies shall not relieve the Contractor of full responsibility for unsatisfactory work, faulty construction or improper operation resulting therefrom nor from rectifying such conditions at his own expense. He will not be allowed to take advantage of any errors or omissions, as full instructions will be furnished by the Engineer, should such errors or omissions be discovered. All schedules are given for the convenience of the Engineer and the Contractor and are not guaranteed to be complete. The Contractor shall assume all responsibility for the making of estimates of the size, kind, and quality of materials and equipment included in work to be done under the Contract.

E. Specifications

The Technical Specifications consist of three parts: General, Products and Execution. The General Section contains General Requirements which govern the work. Products and Execution modify and supplement these by detailed requirements for the work and shall always govern whenever there appears to be a conflict.

F. Intent

All work called for in the Specifications applicable to this Contract, but not shown on the Plans in their present form, or vice versa, shall be of like effect as if shown or mentioned in both. Work not specified in either the Plans or in the Specifications, but involved in carrying out their intent or in the complete and proper execution of the work, is required and shall be performed by the Contractor as though it were specifically delineated or described.

The apparent silence of the Specifications as to any detail, or the apparent omission from them of a detailed description concerning any work to be done and materials to be furnished, shall be regarded as meaning that only the best general practice is to prevail and that only material and workmanship of the best quality is to be used, and interpretation of these Specifications shall be made upon that basis.

The inclusion of the Related Requirements (or work specified elsewhere) in the General part of the specifications is only for the convenience of the Contractor, and shall not be interpreted as a complete list of related Specification Sections.

**1.03 MATERIALS AND EQUIPMENT**

A. Manufacturer

All transactions with the manufacturers or subcontractors shall be through the Contractor, unless the Contractor shall request, in writing to the Engineer, that the manufacturer or subcontractor deal directly with the Engineer. Any such transactions shall not in any way release the Contractor from his full responsibility under this Contract.

Any two or more pieces or material or equipment of the same kind, type or classification, and being used for identical types of services, shall be made by the same manufacturer.

B. Delivery

The Contractor shall deliver materials in ample quantities to insure the most speedy and uninterrupted progress of the work so as to complete the work within the allotted time. The Contractor shall also coordinate deliveries in order to avoid delay in, or impediment of, the progress of the work of any related Contractor.

C. Tools and Accessories

The Contractor shall, unless otherwise stated in the Contract Documents, furnish with each type, kind or size of equipment, one complete set of suitably marked high grade special tools and appliances which may be needed to adjust, operate, maintain or repair the equipment. Such tools and appliances shall be furnished in approved painted steel cases, properly labeled and equipped with good grade cylinder locks and duplicate keys.

Spare parts shall be furnished as specified.



Each piece of equipment shall be provided with a substantial nameplate, securely fastened in place and clearly inscribed with the manufacturer's name, year of manufacture, serial number, weight and principal rating data.

D. Installation of Equipment.

The Contractor shall have on hand sufficient proper equipment and machinery of ample capacity to facilitate the work and to handle all emergencies normally encountered in work of this character.

Equipment shall be erected in a neat and workmanlike manner on the foundations at the locations and elevations shown on the Plans, unless directed otherwise by the Engineer during installation. All equipment shall be correctly aligned, leveled and adjusted for satisfactory operation and shall be installed so that proper and necessary connections can be made readily between the various units.

The Contractor shall furnish, install and protect all necessary anchor and attachment bolts and all other appurtenances needed for the installation of the devices included in the equipment specified. Anchor bolts shall be as approved by the Engineer and made of ample size and strength for the purpose intended. Substantial templates and working drawings for installation shall be furnished.

The Contractor shall furnish all materials and labor for, and shall properly bed in non-shrink grout, each piece of equipment on its supporting base that rests on masonry foundations.

Grout shall completely fill the space between the equipment base and the foundation. All metal surfaces coming in contact with concrete or grout shall receive a coat of coal tar epoxy equal to Koppers 300M.

E. Service of Manufacturer's Engineer

The Contract prices for equipment shall include the cost of furnishing (as required by equipment specifications sections) a competent and experienced engineer or superintendent who shall represent the manufacturer and shall assist the Contractor, when required, to install, adjust, test and place in operation the equipment in conformity with the Contract Documents. After the equipment is placed in permanent operation by the Owner, such engineer or superintendent shall make all adjustments and tests required by the Engineer to prove that such equipment is in proper and satisfactory operating condition, and shall instruct such personnel as may be designated by the Owner in the proper operation and maintenance of such equipment.

**1.04 INSPECTION AND TESTING**

A. General

Inspection and testing of materials will be performed by the Owner unless otherwise specified.

For tests specified to be made by the Contractor, the testing personnel shall make the necessary inspections and tests and the reports thereof shall be in such form as will facilitate checking to determine compliance with the Contract Documents. Three (3) copies of the reports shall be submitted and authoritative certification thereof must be furnished to the Engineer as a prerequisite for the acceptance of any material or equipment.

If, in the making of any test of any material or equipment, it is ascertained by the Engineer that the material or equipment does not comply with the Contract, the Contractor will be notified thereof and he will be directed to refrain from delivering said material or equipment, or to remove it promptly from the site or from the work and replace it with acceptable material, without cost to the Owner.

Tests of electrical and mechanical equipment and appliances shall be conducted in accordance with recognized test codes of the ANSI, ASME, or the IEEE, except as may otherwise be stated herein.

The Contractor shall be fully responsible for the proper operation of equipment during tests and instruction periods and shall neither have nor make any claim for damage which may occur to equipment prior to the time when the Owner formally takes over the operation thereof.

**B. Costs**

All inspection and testing of materials furnished under this Contract will be performed by the Owner or duly authorized inspection engineers or inspections bureaus without cost to the Contractor, unless otherwise expressly specified.

The cost of shop and field tests of equipment and of certain other tests specifically called for in the Contract Documents shall be borne by the Contractor and such costs shall be deemed to be included in the Contract price.

Materials and equipment submitted by the Contractor as the equivalent to those specifically named in the Contract may be tested by the Owner for compliance. The Contractor shall reimburse the Owner for the expenditures incurred in making such tests on materials and equipment which are rejected for non-compliance.

**C. Inspections of Materials**

The Contractor shall give notice in writing to the Engineer, at least two weeks in advance of his intention to commence the manufacture or preparation of materials especially manufactured or prepared for use in or as part of the permanent construction. Such notice shall contain a request for inspection, the date of commencement and the expected date of completion of the manufacture or preparation of materials. Upon receipt of such notice, the Engineer will arrange to have a representative present at such times during the manufacture as may be necessary to inspect the materials or he will notify the Contractor that the inspection will be made at a point other than the point of manufacture, or he will notify the Contractor that inspection will be waived. The Contractor must comply with these provisions before shipping any material. Such inspection shall not release the Contractor from the responsibility for furnishing materials meeting the requirements of the Contract Documents.

**D. Certificate of Manufacture**

When inspection is waived or when the Engineer so requires, the Contractor shall furnish to him authoritative evidence in the form of Certificates of Manufacture that the materials to be used in the work have been manufactured and tested in conformity with the Contract Documents. These certificates shall be notarized and shall include copies of the results of physical tests and chemical analyses, where necessary, that have been made directly on the product or on similar products of the manufacturer.

**E. Shop Tests of Operating Equipment**

Each piece of equipment for which pressure, duty, capacity, rating, efficiency, performance, function or special requirements are specified shall be tested in the shop of the maker in a manner which shall conclusively prove that its characteristics comply fully with the requirements of the Contract Documents. No such equipment shall be shipped to the work until the Engineer notifies the Contractor, in writing, that the results of such tests are acceptable.

The cost of shop tests and of furnishing manufacturer's preliminary and shop test data of operating equipment shall be borne by the Contractor.

F. Preliminary Field Tests

As soon as conditions permit, the Contractor shall furnish all labor, materials, and instruments and shall make preliminary field tests of equipment. If the preliminary field tests disclose any equipment furnished under this Contract which does not comply with the requirements of the Contract Documents, the Contractor shall, prior to the acceptance tests, make all changes, adjustments and replacements required. The furnishing Contractor shall assist in the preliminary field tests as applicable.

G. Final Field Tests

Upon completion of the work and prior to final payment, all equipment and piping installed under this Contract shall be subjected to acceptance tests as specified or required to prove compliance with the Contract Documents.

The Contractor shall furnish labor, fuel, energy, water and all other materials, equipment and instruments necessary for all acceptance tests, at no additional cost to the Owner. The Supplier shall assist in the final field tests as applicable.

H. Failure of Tests

Any defects in the materials and equipment or their failure to meet the tests, guarantees or requirements of the Contract Documents shall be promptly corrected by the Contractor. The decision of the Engineer as to whether or not the Contractor has fulfilled his obligations under the Contract shall be final and conclusive. If the Contractor fails to make these corrections or if the improved materials and equipment, when tested, shall again fail to meet the guarantees of specified requirements, the Owner, notwithstanding its partial payment for work, and materials and equipment, may reject the materials and equipment and may order the Contractor to remove them from the site at his own expense.

In case the Owner rejects any materials and equipment, then the Contractor shall replace the rejected materials and equipment within a reasonable time. If he fails to do so, the Owner may, after the expiration of a period of thirty (30) calendar days after giving him notice in writing, proceed to replace such rejected materials and equipment, and the cost thereof shall be deducted from any compensation due or which may become due the Contractor under his Contract.

I. Final Inspection

During such final inspections, the work shall be clean and free from water. In no case will the final pay application be prepared until the Contractor has complied with all requirements set forth and the Engineer has made his final inspection of the entire work and is satisfied that the entire work is properly and satisfactorily constructed in accordance with the requirements of the Contract Document.

**1.05 TEMPORARY STRUCTURES**

A. Temporary Fences

If, during the course of the work, it is necessary to remove or disturb any fence or part thereof, the Contractor shall, at his own expense, if so ordered by the Engineer, provide a suitable temporary fence which shall be maintained until the permanent fence is replaced. The Engineer shall be solely responsible for the determination of the necessity for providing a temporary fence and the type of temporary fence to be used.

## **1.06 TEMPORARY SERVICES**

### **A. First Aid**

The Contractor shall keep upon the site, at each location where work is in progress, a completely equipped first aid kit and shall provide ready access thereto at all times when people are employed on the work.

## **1.07 LINES AND GRADES**

### **A. Grade**

All work under this Contract shall be constructed in accordance with the lines and grades shown on the Plans, or as given by the Owner/Engineer. The full responsibility for keeping alignment and grade shall rest upon the Contractor.

### **B. Safeguarding Marks**

The Contractor shall safeguard all points, stakes, grade marks, monuments and bench marks made or established on the work, bear the cost of reestablishing them if disturbed, and bear the entire expense of rectifying work improperly installed due to not maintaining or protecting or removing without authorization such established points, stakes and marks.

The Contractor shall safeguard all existing and known property corners, monuments and marks adjacent to but not related to the work and, if required, shall bear the cost of reestablishing them if disturbed or destroyed.

### **C. Datum Plane**

All elevations indicated or specified refer to the Mean Sea Level Datum of the NGVD 1929 Datum and/or NAVD 1988.

## **1.08 ADJACENT STRUCTURES AND LANDSCAPING**

### **A. Responsibility**

The Contractor shall also be entirely responsible and liable for all damage or injury as a result of his operations to all other adjacent public and private property, structures of any kind and appurtenances thereto met with during the progress of the work. The cost of protection, replacement in their original locations and conditions or payment of damages for injuries to such adjacent public and private property and structures affected by the work, whether or not shown on the Plans, and the removal, relocation and reconstruction of such items called for on the Plans or specified shall be included in the various Contract Items and no separate payments will be made therefore. Where such public and private property, structures of any kind and appurtenances thereto are not shown on the Plans and when, in the opinion of the Engineer, additional work is deemed necessary to avoid interference with the work, payment therefore will be made as provided for in the General Conditions.

Contractor is expressly advised that the protection of buildings, structures, tunnels, tanks, pipelines, etc. and related work adjacent and in the vicinity of his operations, wherever they may be, is solely his responsibility. Conditional inspection of buildings or structures in the immediate vicinity of the project which may reasonably be expected to be affected by the Work shall be performed by and be the responsibility of the Contractor.

Contractor shall, before starting operations, make an examination of the interior and exterior of the adjacent structures, buildings, facilities, etc., and record by notes, measurements, photographs, etc., conditions which might be aggravated by open excavation and construction.

Repairs or replacement of all conditions disturbed by the construction shall be made to the satisfaction of the Owner and to the satisfaction of the Engineer. This does not preclude conforming to the requirements of the insurance underwriters. Copies of surveys, photographs, reports, etc., shall be given to the Engineer.

Prior to the beginning of any excavations, the Contractor shall advise the Engineer of all buildings or structures on which he intends to perform work or which performance of the project work will affect.

**B. Protection of Trees**

1. All trees and shrubs shall be adequately protected by the Contractor with boxes and otherwise and in accordance with ordinances governing the protection of trees. No excavated materials shall be placed so as to injure such trees or shrubs. Trees or shrubs destroyed by negligence of the Contractor or his employees shall be replaced by him with new stock of similar size and age, at the proper season and at the sole expense of the Contractor.
2. Beneath trees or other surface structures, where possible, pipelines may be built in short tunnels, backfilled with excavated materials, except as otherwise specified, or the trees or structures carefully supported and protected from damage.
3. The Owner may order the Contractor, for the convenience of the Owner, to remove trees along the line or trench excavation. If so ordered, the Owner will obtain any permits required for removal of trees. Such tree removal ordered shall be paid for under the appropriate Contract Items.

**C. Lawn Areas**

Lawn areas shall be left in as good condition as before the starting of the work. Where sod is to be removed, it shall be carefully removed, and later replaced, or the area where sod has been removed shall be restored with new sod.

**D. Restoration of Fences**

Any fence, or part thereof, that is damaged or removed during the course of the work shall be replaced or repaired by the Contractor and shall be left in as good a condition as before the starting of the work. The manner in which the fence is repaired or replaced and the materials used in such work shall be subject to the approval of the Engineer. The cost of all labor, materials, equipment, and work for the replacement or repair of any fence shall be deemed included in the appropriate Contract Item or items, or if no specific Item is provided therefore, as part of the overhead cost of the work, and no additional payment will be made therefore.

**1.09 PROTECTION OF WORK AND PUBLIC**

**A. Barriers and Lights**

During the prosecution of the work, the Contractor shall put up and maintain at all times such barriers and lights as will effectually prevent accidents. The Contractor shall provide suitable barricades, red lights, "danger" or "caution" or "street closed" signs and watchmen at all places where the work causes obstructions to the normal traffic or constitutes in any way a hazard to the public, in accordance with state and local requirements.

**B. Smoke Prevention**

A strict compliance with ordinances regulating the production and emission of smoke will be required. No open fires will be permitted.

C. Noise

The Contractor shall eliminate noise to as great an extent as practicable at all times. Air compressing plants shall be equipped with silencers and the exhaust of all engines or other power equipment shall be provided with mufflers. In the vicinity of hospitals and schools, special care shall be used to avoid noise or other nuisances. The Contractor shall strictly observe all local regulations and ordinances covering noise control.

D. Access to Public Services

Neither the materials excavated nor the materials or plant used in the construction of the work shall be so placed as to prevent free access to all fire hydrants, valves or manholes.

E. Dust prevention

The Contractor shall prevent dust nuisance from his operations or from traffic by keeping the roads and/or construction areas sprinkled with water at all times.

**1.10 CUTTING AND PATCHING**

The Contractor shall do all cutting, fitting or patching of his portion of the work that may be required to make the several parts thereof join and coordinate in a manner satisfactory to the Engineer and in accordance with the Plans and Specifications. The work must be done by competent workmen skilled in the trade required by the restoration.

**1.11 CLEANING**

A. During Construction

During construction of the work, the Contractor shall, at all times, keep the site of the work and adjacent premises as free from material, debris and rubbish as is practicable and shall remove the same from any portion of the site if, in the opinion of the Engineer, such material, debris, or rubbish constitutes a nuisance or is objectionable. The Contractor shall remove from the site all of his surplus materials and temporary structures when no further need therefore develops.

B. Final Cleaning

At the conclusion of the work, all equipment, tools, temporary structures and materials belonging to the Contractor shall be promptly taken away, and he shall remove and promptly dispose of all water, dirt, rubbish or any other foreign substances.

The Contractor shall thoroughly clean all equipment and materials installed by him and shall deliver such materials and equipment undamaged in a bright, clean, polished and new operating condition.

**1.12 MISCELLANEOUS**

A. Protection Against Siltation and Bank Erosion

1. The Contractor shall arrange his operations to minimize siltation and bank erosion on construction sites and on existing or proposed water courses and drainage ditches.
2. The Contractor, at his own expense, shall remove any siltation deposits and correct any erosion problems as directed by the Engineer which results from his construction operations.

**B. Protection of Wetland Areas**

The Contractor shall properly dispose of all surplus material, including soil, in accordance with Local, State and Federal regulations. Under no circumstances shall surplus material be disposed of in wetland areas as defined by the Florida Department of Environmental Protection or Southwest Florida Water Management District.

**C. Existing Facilities**

The work shall be so conducted to maintain existing facilities in operation insofar as is possible. Requirements and schedules of operations for maintaining existing facilities in service during construction shall be as described in the Special Provisions.

**D. Use of Chemicals**

All chemicals used during project construction or furnished for project operation, whether herbicide, pesticide, disinfectant, polymer, reactant, or of other classification, must show approval of either EPA or USDA. Use of all such chemicals and disposal of residues shall be in strict conformance with instructions.

**PART 2 PRODUCTS (NOT USED)**

**PART 3 EXECUTION (NOT USED)**

**END OF SECTION**

## SECTION 01010 SUMMARY OF WORK

### PART 1 GENERAL

#### 1.01 WORK COVERED BY CONTRACT DOCUMENTS/REQUIREMENTS INCLUDED

- A. The work included in this contract consists of the  
  
Rehabilitation of seven (7) sewage lift stations, which consists of, but not limited to, replacement of discharge piping, fittings, valves, swing valves, guide rails, pipe bracing, base ells, mounting plates, wet well cleaning, wet well lining and/or wet well/valve vault top replacement. See individual plan sheets for specific rehabilitation requirements for each lift station.
- B. The Contractor shall furnish all shop drawings, working drawings, labor, materials, equipment, tools, services and incidentals necessary to complete all work required by these Specifications and as shown on the Contract Drawings.
- C. The Contractor shall perform the work complete, in place and ready for continuous service and shall include any repairs, replacements, and/or restoration required as a result of damages caused prior to acceptance by the Owner.
- D. The Contractor shall furnish and install all materials, equipment and labor which is reasonably and properly inferable and necessary for the proper completion of the work, whether specifically indicated in the Contract Documents or not.

#### 1.02 CONTRACTS

Construct all the Work under a single contract.

#### 1.03 WORK SEQUENCE

- A. All work done under this Contract shall be done with a minimum of inconvenience to the users of the system or facility. The Contractor shall coordinate his work with private property owners such that existing utility services are maintained to all users to the maximum extent possible.
- B. The Contractor shall, if necessary and feasible, construct the work in stages to accommodate the Owner's use of the premises during the construction period; coordinate the construction schedule and operations with the Owner's Representative.
- C. The Contractor shall, where feasible, construct the Work in stages to provide for public convenience and not close off public use of any facility until completion of construction to provide alternative usage.

#### 1.04 CONSTRUCTION AREAS

- A. The Contractor shall: Limit his use of the construction areas for work and for storage, to allow for:
  - 1. Work by other Contractors.
  - 2. Owner's Use.
  - 3. Public Use.
- B. Coordinate use of work site under direction of Engineer or Owner's Representative.
- C. Assume full responsibility for the protection and safekeeping of products under this Contract, stored on the site.



- D. Move any stored products under the Contractor's control, which interfere with operations of the Owner or separate contractor.
- E. Obtain and pay for the use of additional storage of work areas needed for Contractor operations.

**1.05 OWNER OCCUPANCY**

- A. It is assumed that portions of the Work will be completed prior to completion of the entire Work. Upon completion of construction of each individual facility, including testing, if the Owner, at its sole discretion, desires to accept the individual facility, the Contractor will be issued a dated certificate of completion and acceptance for each individual facility. The Owner will assume ownership and begin operation of the individual facility on that date and the three-year warranty period shall commence on that date. The Owner has the option of not accepting the entire work as a whole until it is completed, tested and approved by the Engineer and Owner.

**1.06 PARTIAL OWNER OCCUPANCY**

The Contractor shall schedule his operations for completion of portions of the Work, as designated, for the Owner's occupancy prior to substantial completion of the entire work.

**PART 2 PRODUCTS (NOT USED)**

**PART 3 EXECUTION (NOT USED)**

**END OF SECTION**

## SECTION 01015 CONTROL OF WORK

### PART 1 GENERAL

#### 1.01 WORK PROGRESS

The Contractor shall furnish personnel and equipment which will be efficient, appropriate and adequately sized to secure a satisfactory quality of work and a rate of progress which will insure the completion of the work within the time stipulated in the Contract. If at any time such personnel appears to the Engineer to be inefficient, inappropriate, or insufficient for securing the quality of work required for producing the rate of progress aforesaid, he may order the Contractor to increase the efficiency, change the character, or increase the personnel and equipment and the Contractor shall conform to such order. Failure of the Engineer to give such order shall in no way relieve the Contractor of his obligations to secure the quality of the work and rate of progress required.

#### 1.02 PRIVATE LAND

The Contractor shall not enter or occupy private land outside of easements, except by permission of the affected property owner.

#### 1.03 WORK LOCATIONS

Work shall be located substantially as indicated on the drawings, but the Engineer reserves the right to make such modifications in locations as may be found desirable to avoid interference with existing structures or for other reasons.

#### 1.04 OPEN EXCAVATIONS

- A. All open excavations shall be adequately safeguarded by providing temporary barricades, caution signs, lights and other means to prevent accidents to persons and damage to property. The Contractor shall, at his own expense, provide suitable and safe bridges and other crossings for accommodating travel by pedestrians and workmen. Bridges provided for access to private property during construction shall be removed when no longer required. If the excavation becomes a hazard, or if it excessively restricts traffic at any point, the Engineer may require special construction procedures such as limiting the length of open trench, prohibiting stacking excavated material in the street and requiring that the trench shall not remain open overnight.
- B. The Contractor shall take precautions to prevent injury to the public due to open trenches. All trenches, excavated material, equipment, or other obstacles which could be dangerous to the public shall be barricaded and well lighted at all times when construction is not in progress.

#### 1.05 DISTRIBUTION SYSTEMS AND SERVICES

- A. The Contractor shall avoid interruptions to water, telephone, cable TV, sewer, gas, or other related utility services. He shall notify the Engineer and the appropriate agency well in advance of any requirement for dewatering, isolating, or relocating a section of a utility, so that necessary arrangements may be made.
- B. If it appears that utility service will be interrupted for an extended period, the Engineer may order the Contractor to provide temporary service lines at the Contractor's expense. Inconvenience of the users shall be kept to the minimum, consistent with existing conditions. The safety and integrity of the systems are of prime importance in scheduling work.

## 1.06 PROTECTION AND RELOCATION OF EXISTING STRUCTURES AND UTILITIES

- A. The Contractor shall assume full responsibility for the protection of all buildings, structures and utilities, public or private, including poles, signs, services to building utilities, gas pipes, water pipes, hydrants, sewers, drains and electric and telephone cables and other similar facilities, whether or not they are shown on the Drawings. The Contractor shall carefully support and protect all such structures and utilities from injury of any kind. Any damage resulting from the Contractor's operation shall be repaired by the Contractor at his expense.
- B. The Contractor shall bear full responsibility for obtaining locations of all underground structures and utilities (including existing water services, drain lines and sewers). Services to buildings shall be maintained and all costs or charges resulting from damage thereto shall be paid by the Contractor.
- C. Protection and temporary removal and replacement of existing utilities and structures as described in this Section shall be a part of the work under the Contract and all costs in connection therewith shall be included in the unit prices established in the Bid.
- D. If, in the opinion of the Engineer, permanent relocation of a utility owned by the Owner is required, he may direct the Contractor, in writing, to perform the work. Work so ordered will be paid for at the Contract unit prices, if applicable, or as extra work as classified in the General Conditions. If relocation of a privately owned utility is required, the Owner will notify the utility to perform the work as expeditiously as possible. The Contractor shall fully cooperate with the Owner and utility and shall have no claim for delay due to such relocation. The Contractor shall notify public utility companies in writing at least 48 hours (excluding Saturdays, Sundays and legal holidays) before excavating near their utilities.

## 1.07 TEST PITS

Test pits for the purpose of locating underground pipeline or structures in advance of the construction shall be excavated and backfilled by the Contractor immediately after the utility location and the surface shall be restored in a manner equal or better than the original condition. No separate payment will be made.

## 1.08 CARE AND PROTECTION OF PROPERTY

- A. The Contractor shall be responsible for the preservation of all public and private property and shall use every precaution necessary to prevent damage thereto. If any direct or indirect damage is done to public or private property by or on account of any act, omission, neglect, or misconduct in the execution of the work on the part of the Contractor, such property shall be restored by the Contractor, at his expense, to a condition equal or better to that existing before the damage was done, or he shall make good the damage in another manner acceptable to the Engineer.
- B. All sidewalks which are disturbed by the Contractor's operations shall be restored to their original or better condition by the use of similar or comparable materials. All curbing shall be restored in a condition equal to the original construction and in accordance with the best modern practice.
- C. Along the location of this work, all fences, walks, bushes, trees, shrubbery and other physical features shall be protected and restored in a thoroughly workmanlike manner unless otherwise shown on the drawings. Fences and other features removed by the Contractor shall be replaced in the location indicated by the Engineer as soon as conditions permit. All grass areas beyond the limits of construction which have been damaged by the Contractor shall be regraded and sodded to equal or exceed original conditions.

- D. Trees close to the work which drawings do not specify to be removed, shall be boxed or otherwise protected against injury. The Contractor shall trim all branches that are liable to damage because of his operations, but in no case shall any tree be cut or removed without prior notification to the Engineer. All injuries to bark, trunk, limbs and roots of trees shall be repaired by dressing, cutting and painting according to approved methods, using only approved tools and materials.
- E. The protection, removal and replacement of existing physical features along the line of work shall be a part of the work under the Contract and all costs in connection therewith shall be included in the unit and/or lump sum prices established under the items in the Bid.

#### **1.09 MAINTENANCE OF TRAFFIC**

- A. Open pits, trenches, unpaved streets, debris, or other obstructions due to construction that will prevent the normal flow of traffic during an extended construction stoppage, for any reason, shall be minimized. In the event an extended construction stoppage is found to be necessary, Contractor shall, at his own expense, provide normal traffic flow during extended construction stoppage. Extended stoppage will be defined by the Engineer.
- B. All excavated material shall be placed so that vehicular and pedestrian traffic may be maintained at all times. If the Contractor's operations cause traffic hazards, he shall repair the road surface, provide temporary roadways, erect wheel guards or fences, or take other safety measures which are satisfactory to the Engineer and Owner.
- C. Any changes to the traffic pattern require a Traffic Control Plan as detailed in section 01570 of this specification.

#### **1.10 WATER FOR CONSTRUCTION PURPOSES**

- A. In locations where public water supply is available, the Contractor may purchase water for all construction purposes.
- B. The Contractor shall be responsible for paying for all water tap fees incurred for the purpose of obtaining a potable water service or temporary use meter.

#### **1.11 MAINTENANCE OF FLOW**

The Contractor shall at his own cost, provide for the flow of sewers, drains and water courses interrupted during the progress of the work and shall immediately cart away and remove all offensive matter. The entire procedure of maintaining existing flow shall be fully discussed with the Engineer and Owner well in advance of the interruption of any flow.

#### **1.12 CLEANUP**

During the course of the work, the Contractor shall keep the site of his operations in as clean and neat a condition as is possible. He shall dispose of all residue resulting from the construction work and at the conclusion of the work, he shall remove and haul away any surplus excavation, broken pavement, lumber, equipment, temporary structures and any other refuse remaining from the construction operations and shall leave the entire site of the work in a neat and orderly condition.

#### **1.13 COOPERATION WITHIN THIS CONTRACT**

- A. All firms or person authorized to perform any work under this Contract shall cooperate with the General Contractor and his subcontractors or trades and shall assist in incorporating the work of other trades where necessary or required.

- B. Cutting and patching, drilling and fitting shall be carried out where required by the trade or subcontractor having jurisdiction, unless otherwise indicated herein or directed by the Engineer.

#### **1.14 PROTECTION OF CONSTRUCTION AND EQUIPMENT**

- A. All newly constructed work shall be carefully protected from injury in any way. No wheeling or walking or placing of heavy loads on it shall be allowed and all portions injured shall be reconstructed by the Contractor at his own expense.
- B. All structures shall be protected in a manner approved by the Engineer. Should any of the floors or other parts of the structures become heaved, cracked, or otherwise damaged, all such damaged portions of the work shall be completely repaired and made good by the Contractor, at his own expense and to the satisfaction of the Engineer. If, in the final inspection of the work, any defects, faults, or omissions are found, the Contractor shall cause the same to be repaired or removed and replaced by proper materials and workmanship without extra compensation for the materials and labor required. Further, the Contractor shall be fully responsible for the satisfactory maintenance and repair of the construction and other work undertaken herein, for at least the warranty period described in the Contract.
- C. Further, the Contractor shall take all necessary precautions to prevent damage to any structure due to water pressure during and after construction and until such structure is accepted and taken over by the Owner.

#### **1.15 CONSTRUCTION WITHIN RIGHT-OF-WAY**

Where pipe lines are installed within FDOT right-of-way, all excavation backfill and compaction for the purpose of reconstructing roadways and/or adjacent slopes contiguous thereto shall be in accordance with FDOT or Manatee County Standards and Specifications, whichever is applicable. Contractor shall satisfy the authorized representative of the FDOT with respect to proper safety procedures, construction methods, required permitting, etc., within the FDOT right-of-way.

**PART 2 PRODUCTS (NOT USED)**

**PART 3 EXECUTION (NOT USED)**

**END OF SECTION**

## SECTION 01030 SPECIAL PROJECT PROCEDURES

### PART 1 GENERAL

#### 1.01 PERMITS

Upon notice of award, the Contractor shall immediately apply for all applicable permits not previously obtained by the Owner to do the work from the appropriate governmental agency or agencies. No work shall commence until all applicable permits have been obtained and copies delivered to the Engineer. The costs for obtaining all permits shall be borne by the Contractor.

#### 1.02 CONNECTIONS TO EXISTING SYSTEM

The Contractor shall perform all work necessary to locate, excavate and prepare for connections to the existing systems all as shown on the Drawings or where directed by the Owner/Engineer. The cost for this work and for the actual connection shall be included in the price bid for the project and shall not result in any additional cost to the Owner. The termination point for each contract shall be as shown on the Contract Drawings.

#### 1.03 RELOCATIONS

The Contractor shall be responsible for the coordination of the relocation of structures, including but not limited to light poles, power poles, signs, sign poles, fences, piping, conduits and drains that interfere with the positioning of the work as set out on the Drawings. No relocation of the items under this Contract shall be done without approval from the Engineer.

#### 1.04 EXISTING UNDERGROUND PIPING, STRUCTURES AND UTILITIES

- A. The attention of the Contractor is drawn to the fact that during excavation, the possibility exists of the Contractor encountering various utility lines not shown on the Drawings. The Contractor shall exercise extreme care before and during excavation to locate and flag these lines as to avoid damage to the existing lines.
- B. It is the responsibility of the Contractor to ensure that all utility or other poles, the stability of which may be endangered by the close proximity of excavation, are temporarily stayed in position while work proceeds in the vicinity of the pole and that the utility or other companies concerned be given reasonable advance notice.
- C. The existing utility locations are shown without express or implied representation, assurance, or guarantee that they are complete or correct or that they represent a true picture of underground piping to be encountered. The Contractor shall be responsible for notifying the various utility companies to locate their respective utilities in advance of construction in conformance with all requirements provided for in the Florida Underground Facilities Damage Prevention and Safety Act (Florida Statutes, Title XXXIII, Chapter 556).
- D. The existing piping and utilities that interfere with new construction shall be rerouted as shown, specified, or required. Before any piping and utilities not shown on the Drawings are disturbed, the Contractor shall notify the Engineer and shall provide suggestions on how best to resolve the issue.
- E. The Contractor shall exercise care in any excavation to locate all existing piping and utilities. All utilities which do not interfere with complete work shall be carefully protected against damage. Any existing utilities damaged in any way by the Contractor shall be restored or replaced by the Contractor at his expense as directed by the Engineer and/or the owner of the utility.
- F. It is intended that wherever existing utilities such as water, sewer, gas, telephone, electrical, or other service lines must be crossed, deflection of the pipe within recommended limits and cover

shall be used to satisfactorily clear the obstruction unless otherwise indicated in the Drawings. However, when in the opinion of the Engineer this procedure is not feasible, he may direct the use of fittings for a utilities crossing as detailed on the Drawings. No deflections will be allowed in gravity sanitary sewer lines or in existing storm sewer lines.

#### **1.05                   SUSPENSION OF WORK DUE TO WEATHER**

Refer to FDOT Standards and Specifications Book, Section 8.

#### **1.06                   HURRICANE PREPAREDNESS PLAN**

- A. Within 30 days of the date of Notice to Proceed, the Contractor shall submit to the Engineer and Owner a Hurricane Preparedness Plan. The plan should outline the necessary measures which the Contractor proposes to perform at no additional cost to the Owner in case of a hurricane warning.
- B. In the event of inclement weather, or whenever Engineer shall direct, Contractor shall insure that he and his Subcontractors shall carefully protect work and materials against damage or injury from the weather. If, in the opinion of the Engineer, any portion of work or materials is damaged due to the failure on the part of the Contractor or Subcontractors to protect the work, such work and materials shall be removed and replaced at the expense of the Contractor.

#### **1.07                   POWER SUPPLY**

Electricity as may be required for construction and permanent power supply shall be secured and purchased by the Contractor.

#### **1.08                   SALVAGE**

Any existing equipment or material, including, but not limited to, valves, pipes, fittings, couplings, etc., which is removed or replaced as a result of construction under this project may be designated as salvage by the Engineer or Owner and if so shall be protected for a reasonable time until picked up by the Owner. Any equipment or material not worthy of salvaging, as directed by the Engineer, shall be disposed of by the Contractor at no additional cost.

#### **1.09                   DEWATERING**

- A. The Contractor shall do all groundwater pumping necessary to prevent flotation of any part of the work during construction operations with his own equipment.
- B. The Contractor shall pump out water and wastewater which may seep or leak into the excavations for the duration of the Contract and with his own equipment. He shall dispose of this water in an appropriate manner.

#### **1.10                   ADDITIONAL PROVISIONS**

- A. Before commencing work on any of the existing pipelines, structures or equipment, the Contractor shall notify the Engineer, in writing, at least 10 calendar days in advance of the date he proposes to commence such work.
- B. The Contractor shall provide, at his own expense, all necessary temporary facilities for access to and for protection of, all existing facilities. The Owner's personnel must have ready access at all times to the existing facilities. The Contractor is responsible for all damage to existing structures, equipment and facilities caused by his construction operations and must repair all such damage when and as ordered by the Engineer.

**1.11 CONSTRUCTION CONDITIONS**

The Contractor shall strictly adhere to the specific requirements of the governmental unit(s) and/or agency(ies) having jurisdiction over the work. Wherever there is a difference in the requirements of a jurisdictional body and these Specifications, the more stringent shall apply.

**1.12 PUBLIC NUISANCE**

- A. The Contractor shall not create a public nuisance including but not limited to encroachment on adjacent lands, flooding of adjacent lands, excessive noise or dust.
- B. Sound levels must meet Manatee County Ordinance #87-34, (which amends Ordinance 81-3, The Manatee County Noise Control Ordinance). Sound levels in excess of such ordinance are sufficient cause to have the work halted until equipment can be quieted to these levels. Work stoppage by the Engineer or County for excessive noise shall not relieve the Contractor of the other portions of this specification.
- C. No extra charge may be made for time lost due to work stoppage resulting from the creation of a public nuisance.

**1.13 WARRANTIES**

- A. All material supplied under these Specifications shall be warranted by the Contractor and the manufacturers for a period of three (3) years. Warranty period shall commence on the date of Owner acceptance.
- B. The material shall be warranted to be free from defects in workmanship, design and materials. If any part of the system should fail during the warranty period, it shall be replaced at no expense to the Owner.
- C. The manufacturer's warranty period shall run concurrently with the Contractor's warranty or guarantee period. No exception to this provision shall be allowed. The Contractor shall be responsible for obtaining warranties from each of the respective suppliers or manufacturers for all the material specified under these contract specifications,
- D. In the event that the manufacturer is unwilling to provide a three-year warranty commencing at the time of Owner acceptance, the Contractor shall obtain from the manufacturer a four (4) year warranty starting at the time of equipment delivery to the job site. This four-year warranty shall not relieve the Contractor of the three-year warranty starting at the time of Owner acceptance of the equipment.

**1.14 FUEL STORAGE & FILLING**

- A. If the contractor is storing fuel on site, or doing his own fuel filling of portable equipment (other than hand-held equipment), he is responsible for any required response, clean-up or reporting required, at no additional cost to the county.
- B. The Contractor shall prepare and submit a fuel storage / spill abatement plan prior to start of construction if required.

**PART 2 PRODUCTS (NOT USED)**

**PART 3 EXECUTION (NOT USED)**

**END OF SECTION**



## SECTION 01045 CUTTING AND PATCHING

### PART 1 GENERAL

#### 1.01 REQUIREMENTS INCLUDED

- A. The Contractor shall be responsible for all cutting, fitting and patching, including excavation and backfill, required to complete the work or to:
  - 1. Make its several parts fit together properly.
  - 2. Uncover portions of the work to provide for installation of ill-timed work.
  - 3. Remove and replace defective work.
  - 4. Remove and replace work not conforming to requirements of Contract Documents.
  - 5. Provide penetrations of non-structural surfaces for installation of piping and electrical conduit.

### PART 2 PRODUCTS

#### 2.01 MATERIALS

Comply with specifications and standards for each specific product involved.

### PART 3 EXECUTION

#### 3.01 INSPECTION

- A. Inspect existing conditions of project, including elements subject to damage or to movement during cutting and patching.
- B. After uncovering work, inspect conditions affecting installation of products, or performance of work.
- C. Report unsatisfactory or questionable conditions to Engineer. Do not proceed with work until Engineer has provided further instructions.

#### 3.02 PREPARATION

- A. Provide adequate temporary support as necessary to assure structural value to integrity of affected portion of work.
- B. Provide devices and methods to protect other portions of project from damage.
- C. Provide protection from elements for that portion of the project which may be exposed by cutting and patching work and maintain excavations free from water.

#### 3.03 PERFORMANCE

- A. Execute cutting and demolition by methods which will prevent damage to other work and will provide proper surfaces to receive installation of repairs.
- B. Execute excavating and backfilling by methods which will prevent settlement or damage to other work.
- C. Fit and adjust products to provide a finished installation to comply with specified products, functions, tolerances and finishes.

- D. Restore work which has been cut or removed; install new products to provide completed work in accordance with the requirements of the Contract Documents.
- E. Replace surfaces airtight to pipes, sleeves, ducts, conduit and other penetrations through surfaces.
- F. Refinish entire surfaces as necessary to provide an even finish to match adjacent finishes.

**END OF SECTION**

## SECTION 01090 REFERENCE STANDARDS

### PART 1 GENERAL

#### 1.01 REQUIREMENTS

Abbreviations and acronyms used in Contract Documents to identify reference standards.

- A. Application: When a standard is specified by reference, comply with requirements and recommendations stated in that standard, except when requirements are modified by the Contract Documents, or applicable codes established stricter standards.
- B. Publication Date: The most recent publication in effect on the date of issue of Contract Documents, except when a specific publication date is specified.

#### 1.03 ABBREVIATIONS, NAMES AND ADDRESSES OR ORGANIZATIONS

Obtain copies of reference standards direct from publication source, when needed for proper performance of work, or when required for submittal by Contract Documents.

AA	Aluminum Association 818 Connecticut Avenue, N.W. Washington, DC 20006
AASHTO	American Association of State Highway and Transportation Officials 444 North Capital Street, N.W. Washington, DC 20001
ACI	American Concrete Institute Box 19150 Reford Station Detroit, MI 48219
AI	Asphalt Institute Asphalt Institute Building College Park, MD 20740
AISC	American Institute of Steel Construction 1221 Avenue of the Americas New York, NY 10020
AISI	American Iron and Steel Institute 1000 16th Street NW Washington, DC 20036
ANSI	American National Standards Institute 1430 Broadway New York, NY 10018
ASHRAE	American Society of Heating, Refrigerating and Air Conditioning Engineers 1791 Tullie Circle, N.E. Atlanta, GA 30329
ASME	American Society of Mechanical Engineers 345 East 47th Street New York, NY 10017

ASTM	American Society for Testing and Materials 1916 Race Street Philadelphia, PA 19103
AWWA	American Water Works Association 6666 West Quincy Avenue Denver, CO 80235
AWS	American Welding Society 2501 N.W. 7th Street Miami, FL 33125
CRSI	Concrete Reinforcing Steel Institute 180 North LaSalle Street, Suite 2110 Chicago, IL 60601
FDEP	Florida Department of Environmental Protection 3900 Commonwealth Blvd. Tallahassee, Florida 32399
FDOT	Florida Department of Transportation Standards Specifications for Road and Bridge Construction Maps & Publication Sales - Mail Station 12 605 Suwannee St. Tallahassee, FL 32399-0450
FS	Federal Specification General Services Administration Specifications and Consumer Information Distribution Section (WFSIS) Washington Navy Yard, Bldg. 197 Washington, DC 20407
MCPW UTIL STD	Manatee County Utility Engineering 4410-B 66th St. W. Bradenton, FL 34210
MLSFA	Metal Lath/Steel Framing Association 221 North LaSalle Street Chicago, IL 60601
MMA	Monorail Manufacturer's Association 1326 Freeport Road Pittsburgh, PA 15238
NAAMM	National Association of Architectural Metal Manufacturers 221 North LaSalle Street Chicago, IL 60601
NEMA	National Electrical Manufacturer's Assoc. 2101 L Street N.W. Washington, DC 20037
OHSA	Occupational Safety and Health Assoc. 5807 Breckenridge Pkwy., Suite A Tampa, FL 33610-4249

PCA Portland Cement Association  
5420 Old Orchard Road  
Skokie, IL 20076

PCI Prestressed Concrete Institute  
20 North Wacker Drive  
Chicago, IL 60606

SDI Steel Door Institute  
712 Lakewood Center North  
Cleveland, OH 44107

SMACNA Sheet Metal and Air Conditioning Contractor's National Association  
8224 Old Court House Road  
Vienna, VA 22180

SSPC Steel Structures Painting Council  
402 24<sup>th</sup> Street, Suite 600  
Pittsburgh, PA 15213

SWFWMD Southwest Florida Water Management District  
2379 Broad Street  
Brooksville, FL 34604-6899

UL Underwriter's Laboratories, Inc.  
333 Pfingston Road  
Northbrook, IL 60062

**PART 2 PRODUCTS (NOT USED)**

**PART 3 EXECUTION (NOT USED)**

**END OF SECTION**

## SECTION 01150 MEASUREMENT AND PAYMENT

### PART 1 GENERAL

#### 1.01 SCOPE

- A. The scope of this section of the Contract Documents is to further define the items included in each Bid Item in the Bid Form section of the Contract Documents. Payment will be made based on the specified items included in the description in this section for each bid item.
- B. All contract prices included in the Bid Form section will be full compensation for all shop drawings, working drawings, labor, materials, tools, equipment and incidentals necessary to complete the construction as shown on the Drawings and/or as specified in the Contract Documents to be performed under this Contract. Actual quantities of each item bid on a unit price basis will be determined upon completion of the construction in the manner set up for each item in this section of the Specifications. Payment for all items listed in the Bid Form will constitute full compensation for all work shown and/or specified to be performed under this Contract.

#### 1.02 ESTIMATED QUANTITIES

The quantities shown are approximate and are given only as a basis of calculation upon which the award of the Contract is to be made. The Owner/Engineer does not assume any responsibility for the final quantities, nor shall the Contractor claim misunderstanding because of such estimate of quantities. Final payment will be made only for satisfactorily completed quantity of each item.

#### 1.03 WORK OUTSIDE AUTHORIZED LIMITS

No payment will be made for work constructed outside the authorized limits of work.

#### 1.04 MEASUREMENT STANDARDS

Unless otherwise specified for the particular items involved, all measurements of distance shall be taken horizontally or vertically.

#### 1.05 AREA MEASUREMENTS

In the measurement of items to be paid for on the basis of area of finished work, the lengths and/or widths to be used in the calculations shall be the final dimensions measured along the surface of the completed work within the neat lines shown or designated.

#### 1.06 LUMP SUM ITEMS

Where payment for items is shown to be paid for on a lump sum basis, no separate payment will be made for any item of work required to complete the lump sum items. Lump sum contracts shall be complete, tested and fully operable prior to request for final payment. Contractor may be required to provide a break-down of the lump sum totals.

#### 1.07 UNIT PRICE ITEM

Separate payment will be made for the items of work described herein and listed on the Bid Form. Any related work not specifically listed, but required for satisfactory completion of the work shall be considered to be included in the scope of the appropriate listed work items.

No separate payment will be made for the following items and the cost of such work shall be included in the applicable pay items of work. Final payments shall not be requested by the Contractor or made by the Owner until as-built (record) drawings have been submitted and approved by the Engineer.

1. Shop Drawings, Working Drawings.
2. Clearing, grubbing and grading except as hereinafter specified.
3. Trench excavation, including necessary pavement removal and rock removal, except as otherwise specified.
4. Dewatering and disposal of surplus water.
5. Structural fill, backfill, and grading.
6. Replacement of unpaved roadways, and shrubbery plots.
7. Cleanup and miscellaneous work.
8. Foundation and borrow materials, except as hereinafter specified.
9. Testing and placing system in operation.
10. Any material and equipment required to be installed and utilized for the tests.
11. Pipe, structures, pavement replacement, asphalt and shell driveways and/or appurtenances included within the limits of lump sum work, unless otherwise shown.
12. Maintaining the existing quality of service during construction.
13. Maintaining or detouring of traffic.
14. Appurtenant work as required for a complete and operable system.
15. Seeding and hydromulching.
16. As-built Record Drawings.

#### **BID ITEM NO. 1: WET WELL CLEANING**

Measurement and payment shall be per square foot of wet well wall and floor.

The unit bid price shall include, but is not limited to, pressure washing, manual cleaning, sludge removal and disposal. Contractor shall furnish all labor, materials, equipment and incidentals required to complete this bid item, ready for approval and acceptance by the Engineer/Owner.

#### **BID ITEM NO. 2: DR-11 HDPE PIPING**

Measurement shall be the length in linear feet of pipe measured along the centerline of pipe through the fittings from the pump base ell or flanged eccentric reducer to the check valve in the valve vault in place, completed and accepted.

Payment will be according to the size and type, as listed on the Bid Form.

The unit bid price shall include (unless specifically listed separately on the bid form), but is not limited to, furnishing and installing all pipe; gaskets; hardware; 90 degree elbows; flange adapters to connect the piping at each end; excavation, including rock; dewatering; bedding and backfill; disposal of spoil; removal and proper disposal of existing piping; testing and other related and necessary materials, work and equipment required to complete these bid items, ready for approval and acceptance by the Engineer/Owner.

Manatee County personnel will remove and reinstall the wet well pumps. Pump base ells, eccentric reducers, S.S. pipe bracing and pipe thru wall seals paid under separate bid items.

#### **BID ITEM NO. 3: HDPE FLANGE ADAPTORS WITH BACKUP RING**

Measurement and payment will be according to the number and the size of each flange adaptor with SS backup ring as listed on the Bid Form.

The unit bid price shall include, but is not limited to, furnishing and installing fused flange adaptors w/SS backup rings and jointing materials; bolts, nuts, washers, gaskets, hydrostatic testing; and all other related and necessary materials, labor and equipment required to complete these bid items, ready for approval and acceptance by the Engineer/Owner.

#### **BID ITEM NOS. 4 & 14: FITTINGS**

Measurement shall be per weight in pounds for Ductile Iron, PVC and HDPE pipe fittings. The quantity to be paid for under this item is the weight in pounds of fittings as denoted in the manufacturer's catalogues.

Payment will be according to the weight and the type of each fitting as listed on the Bid Form.

The unit bid price shall include, but is not limited to, furnishing and installing tees, crosses, bends, sleeves, plugs, caps, reducers, increasers, couplings; all fittings and materials above or below ground along the pipeline alignment; restraints, and jointing materials; bolts, nuts, washers, gaskets, coating, lining, excavation, including rock; thrust blocking; bracing, shoring, and sheeting; dewatering, clearing, grubbing, and stripping; trenching, bedding and backfill; constructing the specified protection and adjusting of existing aboveground and underground utilities and service connections; disposal of spoil; hydrostatic testing; and all other related and necessary materials, labor and equipment required to complete these bid items, ready for approval and acceptance by the Engineer/Owner.

#### **BID ITEM NO. 5: PUMP BASE ELLS**

Measurement shall be per each pump base ell furnished and installed.

Payment will be according to the size as listed on the Bid Form.

The unit bid price shall include, but is not limited to, removal and proper disposal of existing pump base ells; new pump base ells; anchoring system; stainless steel anchor rods, flat washers, lock washers and nuts. The unit bid price shall include, but is not limited to, all other items, materials, work and equipment necessary to complete these bid items, ready for approval and acceptance by the Engineer/Owner. New concrete bottom and fillet paid under separate bid items.

#### **BID ITEM NO. 6: PUMP BASE ELL MOUNTING PLATES**

Measurement shall be per each pump base ell mounting furnished and installed.

Payment will be according to the size as listed on the Bid Form.

The unit bid price shall include, but is not limited to, pump base ell mounting plate; anchoring system; stainless steel anchor rods, flat washers, lock washers; nuts; and removal and replacement of grout to mount plate flat and level. The unit bid price shall include, but is not limited to, all other items, materials, work and equipment necessary to complete these bid items, ready for approval and acceptance by the Engineer/Owner. New concrete bottom and fillet paid under separate bid items.

#### **BID ITEM NO. 7: S.S. PIPE BRACING**

Measurement shall be per each S.S. pipe bracing furnished and installed.

Payment will be according to the inside diameter and type of wet well as listed on the Bid Form.

The unit bid price shall include, but is not limited to, stainless steel angles, straps, braces, anchors, clamps and all necessary hardware. Also included are 3/16" minimum thickness rubber gaskets between pipes and pipe straps, removal and proper disposal of existing pipe bracing, all materials, work and equipment necessary to complete these bid items ready, for approval and acceptance by the Engineer/Owner.



#### **BID ITEM NO. 8: 2 INCH S.S. PUMP GUIDE RAIL SYSTEM**

Measurement shall be per linear foot of pump guide rail system, which includes two (2) each continuous lengths of S.S. Schedule 40 pipes per pump, furnished and installed.

The unit bid price shall include, but is not limited to, removal and proper disposal of existing guide rails; new S.S. upper guide rail brackets; S.S. pump cord hooks; S.S. lift chains; new float brackets, all necessary hardware and all other items, materials and incidentals necessary to complete this bid item ready, for approval and acceptance by the Engineer/Owner.

#### **BID ITEM NO. 9: RESILIENT SEALS & LINER REPAIR**

Measurement shall be per each resilient seal furnished and installed.

Payment will be according to the diameter of the carrier pipe as listed on the Bid Form.

The unit bid price shall include, but is not limited to, removal of existing seals and sleeves; installing new resilient seals (link seals) and PVC wall sleeves; repair of structure around wall penetrations with hydraulic cement; repair and seal existing wet well liner around new resilient seals per liner manufacture recommendations; all necessary hardware, materials and incidentals necessary to complete these bid items, ready for approval and acceptance by the Engineer/Owner.

#### **BID ITEM NO. 10: PVC DRAIN LINES & LINER REPAIR**

Measurement shall be per each PVC drain line furnished and installed.

Payment will be according to the size of the drain line as listed on the Bid Form.

The unit bid price shall include, but is not limited to, all material and labor necessary to remove or grout fill any existing drain line; new drain line with a p-trap inside the lift station wet well; S.S. pipe strap and hardware; core-boring or jack hammering drain openings; repair of structures around pipe penetrations; repair and seal existing wet well liner around new PVC drain per liner manufacture recommendations; grout; hydraulic cement; valve vault floor grouting for drainage; all labor, materials and incidentals necessary to complete these bid items, ready for approval and acceptance by the Engineer/Owner.

#### **BID ITEM NOS. 11 & 12: VALVES**

Measurement shall be per each valve, furnished and installed.

Payment will be according to the size and type of valve, as listed on the Bid Form.

The unit bid price shall include, but is not limited to, valves, valve boxes and covers, concrete pad, identification disc, extension stems, cutting, adapters, gaskets, jointing materials, connectors, pipe sleeves, detector wire, excavation, including rock, backfill, dewatering, sheeting, shoring, and any other related and necessary materials, labor and equipment required to complete these bid items, ready for approval and acceptance by the Engineer/Owner.

#### **BID ITEM NOS. 13 & 18: PIPE**

Measurement for the quantity of pipe to be paid for under these Bid Items shall be the length in linear feet of pipe measured along the centerline of pipe through valves, fittings and manholes, in place, completed and accepted. Installation shall be by open-cut or directional drill.

Payment will be according to the type of pipe installed (PVC, ductile iron or HDPE), diameter of pipe and the depth of pipe as listed on the Bid Form. The depth of pipe shall be measured from the top of the trench to the top of the installed pipe at the center of pipe.

The unit bid price shall include, but is not limited to, furnishing and installing all pipe; temporary blow-offs for disinfecting pipe; and materials above or below ground along pipeline alignment; joints and jointing materials; field layout; bracing, shoring and sheeting; excavation, including rock; dewatering, clearing, grubbing, stripping, and trenching, including exploratory excavation; detectable tape; detector wire; bedding, backfill and compaction; chlorinating; constructing the specified protection and adjusting of existing aboveground and underground utilities and service connections; polyethylene encasement; butt fusion welds; drilling fluid disposal; thrust blocking; disposal of spoil; hydrostatic testing; labor, equipment and materials required and all other related and necessary items required to complete these bid items, ready for approval and acceptance by the Engineer/Owner. No additional compensation shall be made for excavation below the bottom of the pipe, for rock removal or bedding and backfill material, or for repair of any trench settlement. Site restoration, traffic control, erosion control, services, fittings, joint restraints and pipe adapters paid under separate bid items.

#### **BID ITEM NOS. 15 & 16: ADAPTERS**

Measurement shall be per each flange adapter and male quick coupler adapter furnished and installed.

Payment will be according to the size and type of adapter as listed on the Bid Form.

The unit bid price shall include, but is not limited to, removal and proper disposal of existing adapters; new adapters, gaskets, S.S. hardware; hydrostatic testing; and all other related and necessary materials, labor and equipment required to complete these bid items, ready for approval and acceptance by the Engineer/Owner.

#### **BID ITEM NO. 17: S.S. VALVE SUPPORT**

Measurement shall be per each adjustable S.S. pipe support.

Payment will be for the quantity of adjustable S.S. pipe supports furnished and installed.

The unit bid price shall include, but is not limited to, removal and proper disposal of existing pipe supports; new S.S. adjustable pipe supports; concrete blocks or pads; and all other related and necessary materials, labor and equipment required to complete this bid item, ready for approval and acceptance by the Engineer/Owner.

#### **BID ITEM NOS. 19: INFLUENT LINE PLUG**

Measurement shall be per each influent line plug furnished and installed.

Payment will be according to the diameter of line to be plugged as listed on the Bid Form.

The unit bid price shall include, but is not limited to, bladders, adapters, seals, gaskets and all other related and necessary materials, labor and equipment required to complete these bid items, ready for approval and acceptance by the Engineer/Owner.

#### **BID ITEM NO. 20: BY-PASS PUMPING SYSTEM**

Measurement shall be per day of by-pass pumping system required.

Payment will be according to the maximum flow and maximum head required as listed on the Bid Form.

The unit bid price shall include, but is not limited to, pumps, piping, temporary lines, vacuum trucks, anchors, barricades, noise abatement procedures, and all other related and necessary materials,

labor and equipment required to complete these bid items, ready for approval and acceptance by the Engineer/Owner.

**BID ITEM NO. 21: WATER SERVICE**

Payment will be according to the size, type and linear feet of service pipe as listed on the Bid Form.

Length shall be measured along with centerline of installed pipe through fittings in place.

It shall be the Contractor's responsibility to install or reinstall water meters. New meters to be provided by Manatee County.

Payment shall represent full compensation for all labor, material and equipment required to complete the work.

The unit bid price shall include, but is not limited to, dewatering, excavation, including rock excavation, service lines, directional bore or jack and bore, casing pipe, tapping saddles, corporation stops, curb stops, meter yokes, detector wire, all necessary fittings, all service connections, backfill, compaction, testing, disinfection and equipment required to complete these bid items, ready for approval and acceptance by the Engineer/Owner.

**BID ITEM NO. 22 & 23: BACKFLOW & METER ASSEMBLY W/ HOSE BIBB**

Measurement shall be per each meter and backflow preventer assembly furnished and installed or relocated.

Payment will be as per the item used as listed on the Bid Form.

The unit bid price shall include, but is not limited to, valve, camlock fitting, backflow preventer assembly, hose bib mounting post and all other related and necessary materials, labor and equipment required to complete these bid items, ready for approval and acceptance by the Engineer/Owner.

**BID ITEM NO. 24: REPLACE EX. WETWELL TOP SLAB**

Measurement shall be per each reinforced concrete top slab furnished and installed.

Payment will be according to the inside diameter of the wet well as listed on the Bid Form.

The unit bid price shall include, but is not limited to, removal and proper disposal; concrete; reinforcement; all labor and materials; excavation, including rock; dewatering; backfill; compaction; dowel rods; anchors; epoxy; sealant; mortar; and all incidentals necessary to complete these bid items, ready for approval and acceptance by the Engineer/Owner. Aluminum hatch covers paid under separate bid items.

**BID ITEM NOS. 25 & 29: ALUMINUM HATCH COVER**

Measurement shall be per each aluminum hatch cover furnished and installed.

Payment will be according to the hatch cover size as listed on the Bid Form.

The unit bid price shall include, but is not limited to, removal and proper disposal of hatch cover; all labor and materials; forms; anchors; epoxy; sealant; mortar; and all incidentals necessary to complete these bid items, ready for approval and acceptance by the Engineer/Owner.

**BID ITEM NO. 26: PVC VENT**

Measurement shall be per each PVC vent furnished and installed.

Payment will be according to the PVC vent size as listed on the Bid Form.

The unit bid price shall include, but is not limited to, removal and proper disposal of existing vent; all labor and materials; forms; anchors; epoxy; sealant; mortar; and all incidentals necessary to complete these bid items, ready for approval and acceptance by the Engineer/Owner.

If the vent location is to be relocated, the bid price shall include, but not limited to, the patching of the existing hole in the top slab. The top of the patch shall be flush with the top elevation and the bottom shall be prepared to accept a liner patch or spray-on liner.

**BID ITEM NOS. 27, 30, & 31: RAISE EX. TOP SLAB**

Measurement shall be per vertical foot of reinforced concrete walls furnished and installed in wet well, valve vault and/or meter vault.

Payment will be according to the inside diameter of the wet well as listed on the Bid Form.

The unit bid price shall include, but is not limited to, removal of existing top slab; concrete; reinforcement; reinstalling existing top slab; all labor and materials; excavation, including rock; dewatering; backfill; compaction; dowel rods; anchors; epoxy, sealant; mortar; and all incidentals necessary to complete these bid items, ready for approval and acceptance by the Engineer/Owner. New top slab and aluminum hatch covers paid under separate bid items.

**BID ITEM NO. 28: REMOVE & INSTALL PRECAST CONCRETE VALVE VAULT**

Measurement shall be per each precast concrete valve vault furnished and installed.

Payment will be according to the size as listed on the Bid Form.

The unit bid price shall include, but is not limited to, the removal of the existing valve vault, the installation of the new precast concrete valve vault, dewatering, excavation, including rock excavation, backfill, compaction, sheeting, removal of unsuitable material, concrete top, grout, sealing of lift holes, protective coatings, testing and any and all other items necessary to complete these bid items, ready for approval and acceptance by the Engineer/Owner.

Aluminum hatch cover to be paid under separate bid item.

**BID ITEM NOS. 32 & 33: WETWELL LINER AND/OR COATING**

Measurement shall be per square foot of liner and/or coating furnished and installed.

Payment will be according the product used as listed on the Bid Form.

The unit bid price shall include, but is not limited to, surface repair, surface preparation as recommended by the product's manufacturer; spoil removal and disposal; all materials and incidentals necessary to complete these bid items, ready for approval and acceptance by the Engineer/Owner. Wet well cleaning and existing liner removal paid under separate bid items.

**BID ITEM NO. 34: 6" PVC STILLING WELL**

Measurement shall be the length in linear feet of stilling well pipe measured in place.

The unit bid price shall include, but is not limited to, furnishing and installing 6" schedule 80 PVC pipe, stainless steel supports, anchors, straps, bolts, and all other items, materials, and incidentals necessary to complete this bid item, ready for approval and acceptance by the Engineer/Owner.

**BID ITEM NO. 35: MOBILIZATION**

Measurement and payment for this Bid Item shall include full compensation for the required 100 percent (100%) Performance Bond, 100 Percent (100%) Payment Bond, all required insurance for the project and the Contractor's mobilization and demobilization costs as shown in the Bid Form. Mobilization includes, but it not limited to: preparation and movement of personnel, equipment, supplies and incidentals such as safety and sanitary supplies/ facilities.

Payment for mobilization shall not exceed 10 percent (10%) of the total Contract cost unless the Contractor can prove to the Owner that his actual mobilization cost exceeds 10 percent (10%).

**BID ITEM NO. 36: MISCELLANEOUS WORK AND CLEANUP, RECORD DRAWINGS**

Payment for all work included under this Bid Item shall be made at the Contract lump sum price bid listed in the Bid Form and shall represent full compensation for all labor, materials and equipment required to perform all the work as shown on the Contract Drawings and specified herein and any other miscellaneous work not specifically included for payment under other Bid Items obviously necessary to complete the Contract. Partial payments will be based on the breakdown of the Bid Item in accordance with the Schedule of Values submitted by the Contractor and approved by the Engineer. Payment shall also include full compensation for project photographs, as-builts record drawings, project signs, traffic control, rubbish and spoil removal, repair, replacement or relocation of all signs, walls, private irrigation systems and related items and any and all other items required to complete the project in accordance with Contract Documents.

**BID ITEM NO. 37: DISCRETIONARY WORK**

Payment for all work under this Bid Item and listed in the Bid Form shall be made only at the Owner's discretion in order to satisfactorily complete the project in accordance with the Plans and Specifications.

**PART 2 PRODUCTS (NOT USED)**

**PART 3 EXECUTION (NOT USED)**

**END OF SECTION**

## SECTION 01152 REQUESTS FOR PAYMENT

### PART 1 GENERAL

#### 1.01 REQUIREMENTS INCLUDED

Submit Applications for Payment to the Project Manager or as directed at the preconstruction meeting, in accordance with the schedule established by Conditions of the Contract and Agreement between Owner and Contractor.

#### 1.02 FORMAT AND DATA REQUIRED

- A. Submit payment requests in the form provided by the Owner with itemized data typed in accordance with the Bid Form.
- B. Provide construction photographs in accordance with Contract Documents.

#### 1.03 SUBSTANTIATING DATA FOR PROGRESS PAYMENTS

- A. When the Owner or the Engineer requires substantiating data, Contractor shall submit suitable information with a cover letter.
- B. Submit one copy of data and cover letter for each copy of application.

#### 1.04 PREPARATION OF APPLICATION FOR FINAL PAYMENT

Fill in application form as specified for progress payments.

#### 1.05 SUBMITTAL PROCEDURE

- A. Submit applications for payment at the times stipulated in the Agreement.
- B. Number: Three (3) copies of each application; all signed and certified by the Contractor.

### PART 2 PRODUCTS (NOT USED)

### PART 3 EXECUTION (NOT USED)

END OF SECTION

## SECTION 01153 CHANGE ORDER PROCEDURES

### PART 1 GENERAL

#### 1.01 DEFINITION

- A. Change Order: Major change in contract scope or time that must be approved and executed by the Board before it becomes effective.
- B. Administrative Change Adjustment: Minor change order under 10% of project cost or 20% time, does not have to be Board approved.
- C. Field Directive Change: Change to contract quantity that does not require a change of scope or time extension.

#### 1.02 REQUIREMENTS INCLUDED

- A. The Contractor shall promptly implement change order procedures:
  - 1. Provide full written data required to evaluate changes.
  - 2. Maintain detailed records of work done on a time-and-material/force account basis.
  - 3. Provide full documentation to Engineer on request.
- B. The Contractor shall designate a member of the Contractor's organization who:
  - 1. Is authorized to accept changes to the Work.
  - 2. Is responsible for informing others in the Contractor's employ of the authorized changes into the Work.

#### 1.03 PRELIMINARY PROCEDURES

- A. Project Manager may initiate changes by submitting a Request to Contractor. Request will include:
  - 1. Detailed description of the change, products, costs and location of the change in the Project.
  - 2. Supplementary or revised Drawings and Specifications.
  - 3. The projected time extension for making the change.
  - 4. A specified period of time during which the requested price will be considered valid.
  - 5. Such request is for information only and is not an instruction to execute the changes, nor to stop work in progress.
- B. Contractor may initiate changes by submitting a written notice to the Project Manager, containing:
  - 1. Description of the proposed changes.
  - 2. Statement of the reason for making the changes.
  - 3. Statement of the effect on the Contract Sum and the Contract Time.
  - 4. Statement of the effect on the work of separate contractors.
  - 5. Documentation supporting any change in Contract Sum or Contract Time, as appropriate.

#### 1.04 FIELD DIRECTIVE CHANGE

- A. In lieu of a Change Order, the Project Manager may issue a Field Directive change for the Contractor to proceed with additional work within the original intent of the Project.

- B. Field Directive change will describe changes in the work, with attachments of backup information to define details of the change.
- C. Contractor must sign and date the Field Directive change to indicate agreement with the terms therein.

#### **1.05 DOCUMENTATION OF PROPOSALS AND CLAIMS**

- A. Support each quotation for a lump sum proposal and for each unit price which has not previously been established, with sufficient substantiating data to allow the Engineer/Owner to evaluate the quotation.
- B. On request, provide additional data to support time and cost computations:
  - 1. Labor required.
  - 2. Equipment required.
  - 3. Products required.
    - a. Recommended source of purchase and unit cost.
    - b. Quantities required.
  - 4. Taxes, insurance and bonds.
  - 5. Credit for work deleted from Contract, similarly documented.
  - 6. Overhead and profit.
  - 7. Justification for any change in Contract Time.
- C. Support each claim for additional costs and for work done on a time-and-material/force account basis, with documentation as required for a lump-sum proposal.
  - 1. Name of the Owner's authorized agent who ordered the work and date of the order.
  - 2. Date and time work was performed and by whom.
  - 3. Time record, summary of hours work and hourly rates paid.
  - 4. Receipts and invoices for:
    - a. Equipment used, listing dates and time of use.
    - b. Products used, listing of quantities.
    - c. Subcontracts.

#### **1.06 PREPARATION OF CHANGE ORDERS**

- A. Project Manager will prepare each Change Order.
- B. Change Order will describe changes in the Work, both additions and deletions, with attachments as necessary to define details of the change.
- C. Change Order will provide an accounting of the adjustment in the Contract Sum and in the Contract Time.

#### **1.07 LUMP SUM/FIXED PRICE CHANGE ORDER**

- A. Project Manager initiates the form, including a description of the changes involved and attachments based upon documents and proposals submitted by the Contractor, or requests from the Owner, or both.
- B. Once the form has been completed, all copies should be sent to Contractor for approval. After approval by Contractor, all copies should be sent to Owner for approval. The Owner will distribute executed copies after approval by the Board of County Commissioners.



**1.08 UNIT PRICE CHANGE ORDER**

- A. Contents of Change Orders will be based on, either:
  - 1. Owner's definition of the scope of the required changes.
  - 2. Contractor's Proposal for a change, as approved by the Owner.
  - 3. Survey of completed work.
- B. The amounts of the unit prices to be:
  - 1. Those stated in the Agreement.
  - 2. Those mutually agreed upon between Owner and Contractor.

**1.09 TIME AND MATERIAL/FORCE ACCOUNT CHANGE ORDER/CONSTRUCTION CHANGE AUTHORIZATION**

- A. At completion of the change, Contractor shall submit itemized accounting and supporting data as provided in the Article "Documentation of Proposals and Claims" of this Section.
- B. Engineer will determine the allowable cost of such work, as provided in General Conditions and Supplementary Conditions.
- C. Engineer will sign and date the Change Order to establish the change in Contract Sum and in Contract Time.
- D. Owner and Contractor will sign and date the Change Order to indicate their agreement therewith.

**1.10 CORRELATION WITH CONTRACTOR'S SUBMITTALS**

- A. Periodically revise Schedule of Values and Application for Payment forms to record each change as a separate item of work, and to record the adjusted Contract Sum.
- B. Periodically revise the Construction Schedule to reflect each change in Contract Time. Revise sub schedules to show changes for other items of work affected by the changes.
- C. Upon completion of work under a Change Order, enter pertinent changes in Record Documents.

**PART 2 PRODUCTS (NOT USED)**

**PART 3 EXECUTION (NOT USED)**

**END OF SECTION**

## SECTION 01200 PROJECT MEETINGS

### PART 1 GENERAL

#### 1.01 REQUIREMENTS INCLUDED

- A. The Owner or Engineer shall schedule the pre-construction meeting, periodic progress meetings and special meetings, if required, throughout progress of work.
- B. Representatives of contractors, subcontractors and suppliers attending meetings shall be qualified and authorized to act on behalf of the entity each represents.
- C. The Contractor shall attend meetings to ascertain that work is expedited consistent with Contract Documents and construction schedules.

#### 1.02 PRE-CONSTRUCTION MEETING

##### A. Attendance:

- 1. Owner's Engineer.
- 2. Owner's Project Manager
- 3. Contractor.
- 4. Resident Project Representative.
- 5. Related Labor Contractor's Superintendent.
- 6. Major Subcontractors.
- 7. Major Suppliers.
- 8. Others as appropriate.

##### B. Suggested Agenda:

- 1. Distribution and discussion of:
  - a. List of major subcontractors.
  - b. Projected Construction Schedules.
  - c. Coordination of Utilities
- 2. Critical work sequencing.
- 3. Project Coordination.
  - a. Designation of responsible personnel.
  - b. Emergency contact persons with phone numbers.
- 4. Procedures and processing of:
  - a. Field decisions.
  - b. Submittals.
  - c. Change Orders.
  - d. Applications for Payment.
- 5. Procedures for maintaining Record Documents.
- 6. Use of premises:
  - a. Office, work and storage areas.
  - b. Owner's REQUIREMENTS.
- 7. Temporary utilities.
- 8. Housekeeping procedures.
- 9. Liquidated damages.
- 10. Equal Opportunity Requirements.
- 11. Laboratory testing.
- 12. Project / Job meetings: Progress meeting, other special topics as needed.

### PART 2 PRODUCTS (NOT USED)

### PART 3 EXECUTION (NOT USED)

END OF SECTION

## SECTION 01310 CONSTRUCTION SCHEDULE & PROJECT RESTRAINTS

### PART 1 GENERAL

#### 1.01 GENERAL

- A. Construction under this contract must be coordinated with the Owner and accomplished in a logical order to maintain utilization and flow through existing facilities and public properties and rights-of-way and to allow construction to be completed within the time allowed by Contract Documents and in the manner set forth in the Contract.

#### 1.02 CONSTRUCTION SCHEDULING GENERAL PROVISIONS

- A. No work shall be done between 7:00 p.m. and 7:00 a.m. nor on weekends or legal holidays without written permission of the Owner. However, emergency work may be done without prior permission.
- B. Night work may be established by the Contractor as regular procedure with the written permission of the Owner. Such permission, however, may be revoked at any time by the Owner if the Contractor fails to maintain adequate equipment and supervision for the proper execution and control of the work at night.
- C. Due to potential health hazards and requirements of the State of Florida and the U.S. Environmental Protection Agency, existing facilities must be maintained in operation.
- D. The Contractor shall be fully responsible for providing all temporary piping, plumbing, electrical hook-ups, lighting, temporary structure, or other materials, equipment and systems required to maintain the existing facility's operations. All details of temporary piping and temporary construction are not necessarily shown on the Drawings or covered in the Specifications. However, this does not relieve the Contractor of the responsibility to insure that construction will not interrupt proper facility operations.
- E. The Contractor shall designate an authorized representative of his firm who shall be responsible for development and maintenance of the schedule and of progress and payment reports. This representative of the Contractor shall have direct project control and complete authority to act on behalf of the Contractor in fulfilling the commitments of the Contractor's schedule.

### PART 2 PRODUCTS

#### 2.01 GENERAL REQUIREMENTS

- A. The Contractor shall submit a critical path schedule as described herein.
- B. The planning, scheduling, management and execution of the work is the sole responsibility of the Contractor. The progress schedule requirement is established to allow Engineer to review Contractor's planning, scheduling, management and execution of the work; to assist Engineer in evaluating work progress and make progress payments and to allow other contractors to cooperate and coordinate their activities with those of the Contractor.

#### 2.02 FORM OF SCHEDULES

- A. Prepare schedules using the latest version of Microsoft Project, or other Owner approved software, in the form of a horizontal bar chart diagram. The diagram shall be time-scaled and sequenced by work areas. Horizontal time scale shall identify the first work day of each week.
- B. Activities shall be at least as detailed as the Schedule of Values. Activity durations shall be in whole working days. In addition, man-days shall be shown for each activity or tabulated in an

accompanying report.

- C. Diagrams shall be neat and legible and submitted on sheets at least 8-1/2 inches by 11 inches suitable for reproduction. Scale and spacing shall allow space for notations and future revisions.

## **2.03 CONTENT OF SCHEDULES**

- A. Each monthly schedule shall be based on data as of the last day of the current pay period.
- B. Description for each activity shall be brief, but convey the scope of work described.
- C. Activities shall identify all items of work that must be accomplished to achieve substantial completion, such as items pertaining to Contractor's installation and testing activities; items pertaining to the approval of regulatory agencies; contractor's time required for submittals, fabrication and deliveries; the time required by Engineer to review all submittals as set forth in the Contract Documents; items of work required of Owner to support pre-operational, startup and final testing; time required for the relocation of utilities. Activities shall also identify interface milestones with the work of other contractors performing work under separate contracts with Owner.
- D. Schedules shall show the complete sequence of construction by activities. Dates for beginning and completion of each activity shall be indicated as well as projected percentage of completion for each activity as of the first day of each month.
- E. Submittal schedule for shop drawing review, product data, and samples shall show the date of Contractor submittal and the date approved submittals will be required by the Engineer, consistent with the time frames established in the Specifications.
- F. For Contract change orders granting time extensions, the impact on the Contract date(s) shall equal the calendar-day total time extension specified for the applicable work in the Contract change orders.
- G. For actual delays, add activities prior to each delayed activity on the appropriate critical path(s). Data on the added activities of this type shall portray all steps leading to the delay and shall further include the following: separate activity identification, activity description indicating cause of the delay, activity duration consistent with whichever set of dates below applies, the actual start and finish dates of the delay or, if the delay is not finished, the actual start date and estimated completion date.
- H. For potential delays, add an activity prior to each potentially delayed activity on the appropriate critical path(s). Data for added activities of this type shall include alternatives available to mitigate the delay including acceleration alternatives and further show the following: separate activity identification, activity description indicating cause of the potential delay and activity duration equal to zero work days.

## **2.04 SUPPORTING NARRATIVE**

- A. Status and scheduling reports identified below shall contain a narrative to document the project status, to explain the basis of Contractor's determination of durations, describe the Contract conditions and restraints incorporated into the schedule and provide an analysis pertaining to potential problems and practical steps to mitigate them.
- B. The narrative shall specifically include:
  - 1. Actual completion dates for activities completed during the monthly report period and actual start dates for activities commenced during the monthly report period.

2. Anticipated start dates for activities scheduled to commence during the following monthly report period.
3. Changes in the duration of any activity and minor logic changes.
4. The progress along the critical path in terms of days ahead or behind the Contract date.
5. If the Monthly Status Report indicates an avoidable delay to the Contract completion date or interim completion dates as specified in the Agreement, Contractor shall identify the problem, cause and the activities affected and provide an explanation of the proposed corrective action to meet the milestone dates involved or to mitigate further delays.
6. If the delay is thought to be unavoidable, the Contractor shall identify the problem, cause, duration, specific activities affected and restraints of each activity.
7. The narrative shall also discuss all change order activities whether included or not in the revised/current schedule of legal status. Newly introduced change order work activities and the CPM path(s) that they affect, must be specifically identified. All change order work activities added to the schedule shall conform with the sequencing and Contract Time requirements of the applicable Change Order.
8. Original Contract date(s) shall not be changed except by Contract change order. A revision need not be submitted when the foregoing situations arise unless required by Engineer. Review of a report containing added activities will not be construed to be concurrence with the duration or restraints for such added activities; instead the corresponding data as ultimately incorporated into the applicable Contract change order shall govern.
9. Should Engineer require additional data, this information shall be supplied by Contractor within 10 calendar days.

## **2.05 SUBMITTALS**

- A. Contractor shall submit estimated and preliminary progress schedules (as identified in the Terms and Conditions of the Contract and the General Conditions), monthly status reports, a start-up schedule and an as-built schedule report all as specified herein.
- B. All schedules, including estimated and preliminary schedules, shall be in conformance with the Contract Documents.
- C. The finalized progress schedule discussed in the Contract Documents shall be the first monthly status report and as such shall be in conformance with all applicable specifications contained herein.
- D. Monthly Status Report submittals shall include a time-scaled (days after notice to proceed) diagram showing all contract activities and supporting narrative. The initial detailed schedule shall use the notice to proceed as the start date. The finalized schedule, if concurred with by Owner, shall be the work plan to be used by the contractor for planning, scheduling, managing and executing the work.
- E. The schedule diagram shall be formatted as above. The diagram shall include (1) all detailed activities included in the preliminary and estimated schedule submittals, (2) calendar days prior to substantial completion, (3) summary activities for the remaining days. The critical path activities shall be identified, including critical paths for interim dates, if possible.
- F. The Contractor shall submit progress schedules with each application for payment.

## **2.06 MONTHLY STATUS REPORTS**

- A. Contractor shall submit detailed schedule status reports on a monthly basis with the Application for Payment. The first such status report shall be submitted with the first Application for Payment and include data as of the last day of the pay period. The Monthly Report shall include a "marked-up" copy of the latest detailed schedule of legal status and a supporting narrative

including updated information as described above. The Monthly Report will be reviewed by Engineer and Contractor at a monthly schedule meeting and Contractor will address Engineer's comments on the subsequent monthly report. Monthly status reports shall be the basis for evaluating Contractor's progress.

- B. The "marked-up" diagram shall show, for the latest detailed schedule of legal status, percentages of completion for all activities, actual start and finish dates and remaining durations, as appropriate. Activities not previously included in the latest detailed schedule of legal status shall be added, except that contractual dates will not be changed except by change order. Review of a marked-up diagram by Engineer will not be construed to constitute concurrence with the time frames, duration, or sequencing for such added activities; instead the corresponding data as ultimately incorporated into an appropriate change order shall govern.

## **2.07 STARTUP SCHEDULE**

- A. At least 60 calendar days prior to the date of substantial completion, Contractor shall submit a time-scaled (days after notice to proceed) diagram detailing the work to take place in the period between 60 days prior to substantial completion, together with a supporting narrative. Engineer shall have 10 calendar days after receipt of the submittal to respond. Upon receipt of Engineer's comments, Contractor shall make the necessary revisions and submit the revised schedule within 10 calendar days. The resubmittal, if concurred with by Owner, shall be the Work Plan to be used by Contractor for planning, managing, scheduling and executing the remaining work leading to substantial completion.
- B. The time-scaled diagram shall use the latest schedule of legal status for those activities completed ahead of the last 60 calendar days prior to substantial completion and detailed activities for the remaining 60-day period within the time frames outlined in the latest schedule of legal status.
- C. Contractor will be required to continue the requirement for monthly reports, as outlined above. In preparing this report, Contractor must assure that the schedule is consistent with the progress noted in the startup schedule.

## **2.08 REVISIONS**

- A. All revised Schedule Submittals shall be made in the same form and detail as the initial submittal and shall be accompanied by an explanation of the reasons for such revisions, all of which shall be subject to review by Engineer and concurrence by Owner. The revision shall incorporate all previously made changes to reflect current as-built conditions. Minor changes to the approved submittal may be approved at monthly meetings; a minor change is not considered a revision in the context of this paragraph.
- B. A revised schedule submittal shall be submitted for review when required by Engineer.

## **PART 3 EXECUTION (NOT USED)**

**END OF SECTION**

## SECTION 01340 SHOP DRAWINGS, PROJECT DATA AND SAMPLES

### PART 1 GENERAL

#### 1.01 REQUIREMENTS INCLUDED

- A. The Contractor shall submit to the Engineer for review and approval: working drawings, shop drawings, test reports and data on materials and equipment (hereinafter in this section called data), and material samples (hereinafter in this section called samples) as are required for the proper control of work, including, but not limited to those working drawings, shop drawings, data and samples for materials and equipment specified elsewhere in the Specifications and in the Contract Drawings.
- B. The Contractor is to maintain an accurate updated submittal log and will bring this log to each scheduled progress meeting with the Owner and the Engineer. This log should include the following items:
  - 1. Submittal description and number assigned.
  - 2. Date to Engineer.
  - 3. Date returned to Contractor (from Engineer).
  - 4. Status of Submittal (No exceptions taken, returned for confirmation or resubmittal, rejected).
  - 5. Date of Resubmittal and Return (as applicable).
  - 6. Date material released (for fabrication).
  - 7. Projected date of fabrication.
  - 8. Projected date of delivery to site.
  - 9. Projected date and required lead time so that product installation does not delay contact.
  - 10. Status of O&M manuals submitted.

#### 1.03 CONTRACTOR'S RESPONSIBILITY

- A. It is the duty of the Contractor to check all drawings, data and samples prepared by or for him before submitting them to the Engineer for review. Each and every copy of the Drawings and data shall bear Contractor's stamp showing that they have been so checked. Shop drawings submitted to the Engineer without the Contractor's stamp will be returned to the Contractor for conformance with this requirement. Shop drawings shall indicate any deviations in the submittal from requirements of the contract Documents.
- B. Determine and verify:
  - 1. Field measurements.
  - 2. Field construction criteria.
  - 3. Catalog numbers and similar data.
  - 4. Conformance with Specifications and indicate all variances from the Specifications.
- C. The Contractor shall furnish the Engineer a schedule of Shop Drawing submittals fixing the respective dates for the submission of shop and working drawings, the beginning of manufacture, testing and installation of materials, supplies and equipment. This schedule shall indicate those that are critical to the progress schedule.
- D. The Contractor shall not begin any of the work covered by a drawing, data, or a sample returned for correction until a revision or correction thereof has been reviewed and returned to him, by the Engineer, with No Exceptions Taken or Approved As Noted.
- E. The Contractor shall submit to the Engineer all drawings and schedules sufficiently in advance of construction requirements to provide no less than twenty-one (21) calendar days for checking and appropriate action from the time the Engineer receives them.

- F. All material & product submittals, other than samples, may all be electronically.
- G. The Contractor shall be responsible for and bear all cost of damages which may result from the ordering of any material or from proceeding with any part of work prior to the completion of the review by Engineer of the necessary Shop Drawings.

#### **1.04 ENGINEER'S REVIEW OF SHOP DRAWINGS AND WORKING DRAWINGS**

- A. The Engineer's review of drawings, data and samples submitted by the Contractor shall cover only general conformity to the Specifications, external connections and dimensions which affect the installation.
- B. The review of drawings and schedules shall be general and shall not be construed:
  - 1. As permitting any departure from the Contract requirements.
  - 2. As relieving the Contractor of responsibility for any errors, including details, dimensions and materials.
  - 3. As approving departures from details furnished by the Engineer, except as otherwise provided herein.
- C. If the drawings or schedules as submitted describe variations and show a departure from the Contract requirements which the Engineer finds to be in the interest of the Owner and to be so minor as not to involve a change in Contract Price or time for performance, the Engineer may return the reviewed drawings without noting any exception.
- D. When reviewed by the Engineer, each of the Shop and Working Drawings shall be identified as having received such review being so stamped and dated. Shop Drawings stamped "REJECTED" and with required corrections shown shall be returned to the Contractor for correction and resubmittal.
- E. Resubmittals will be handled in the same manner as first submittals. On resubmittals, the Contractor shall direct specific attention, in writing or on resubmitted Shop Drawings, to revisions other than the corrections requested by the Engineer on previous submissions. The Contractor shall make any corrections required by the Engineer.
- F. If the Contractor considers any correction indicated on the drawings to constitute a change to the Contract Drawings or Specifications, the Contractor shall give written notice thereof to the Engineer.
- G. The Engineer shall review a submittal/resubmittal a maximum of three (3) times after which cost of review shall be borne by the Contractor. The cost of engineering shall be equal to the Engineer's actual payroll cost.
- H. When the Shop and Working Drawings have been completed to the satisfaction of the Engineer, the Contractor shall carry out the construction in accordance therewith and shall make no further changes therein except upon written instructions from the Engineer.
- I. No partial submittals shall be reviewed. Incomplete submittals shall be returned to the Contractor and shall be considered not approved until resubmitted.

#### **1.05 SHOP DRAWINGS**

- A. When used in the Contract Documents, the term "Shop Drawings" shall be considered to mean Contractor's plans for material and equipment which become an integral part of the Project. These drawings shall be complete and detailed. Shop Drawings shall consist of fabrication, drawings, setting drawings, schedule drawings, manufacturer's scale drawings and wiring and



control diagrams. Cuts, catalogs, pamphlets, descriptive literature and performance and test data, shall be considered only as supportive to required Shop Drawings as defined above.

- B. Drawings and schedules shall be checked and coordinated with the work of all trades involved, before they are submitted for review by the Engineer and shall bear the Contractor's stamp of approval and original signature as evidence of such checking and coordination. Drawings or schedules submitted without this stamp of approval and original signature shall be returned to the Contractor for resubmission.
- C. Each Shop Drawing shall have a blank area 3-1/2 inches by 3-1/2 inches, located adjacent to the title block. The title block shall display the following:
  - 1. Number and title of the drawing.
  - 2. Date of Drawing or revision.
  - 3. Name of project building or facility.
  - 4. Name of contractor and subcontractor submitting drawing.
  - 5. Clear identification of contents and location of the work.
  - 6. Specification title and number.
- D. If drawings show variations from Contract requirements because of standard shop practice or for other reasons, the Contractor shall describe such variations in his letter of transmittal. If acceptable, proper adjustment in the contract shall be implemented where appropriate. If the Contractor fails to describe such variations, he shall not be relieved of the responsibility of executing the work in accordance with the Contract, even though such drawings have been reviewed.
- E. Data on materials and equipment shall include, without limitation, materials and equipment lists, catalog sheets, cuts, performance curves, diagrams, materials of construction and similar descriptive material. Materials and equipment lists shall give, for each item thereon, the name and location of the supplier or manufacturer, trade name, catalog reference, size, finish and all other pertinent data.
- F. For all mechanical and electrical equipment furnished, the Contractor shall provide a list including the equipment name and address and telephone number of the manufacturer's representative and service company so that service and/or spare parts can be readily obtained.
- G. All manufacturers or equipment suppliers who proposed to furnish equipment or products shall submit an installation list to the Engineer along with the required shop drawings. The installation list shall include at least five installations where identical equipment has been installed and have been in operation for a period of at least one (1) year.
- H. Only the Engineer will utilize the color "red" in marking shop drawing submittals.

## **1.06 WORKING DRAWINGS**

- A. When used in the Contract Documents, the term "working drawings" shall be considered to mean the Contractor's fabrication and erection drawings for structures such as roof trusses, steelwork, precast concrete elements, bulkheads, support of open cut excavation, support of utilities, groundwater control systems, forming and false work; underpinning; and for such other work as may be required for construction of the project.
- B. Copies of working drawings as noted above, shall be submitted to the Engineer where required by the Contract Documents or requested by the Engineer and shall be submitted at least thirty (30) days (unless otherwise specified by the Engineer) in advance of their being required for work.

- C. Working drawings shall be signed by a registered Professional Engineer, currently licensed to practice in the State of Florida and shall convey, or be accompanied by, calculation or other sufficient information to completely explain the structure, machine, or system described and its intended manner of use. Prior to commencing such work, working drawings must have been reviewed without specific exceptions by the Engineer, which review will be for general conformance and will not relieve the Contractor in any way from his responsibility with regard to the fulfillment of the terms of the Contract. All risks of error are assumed by the Contractor; the Owner and Engineer shall not have responsibility therefore.

## **1.07 SAMPLES**

- A. The Contractor shall furnish, for the review of the Engineer, samples required by the Contract Documents or requested by the Engineer. Samples shall be delivered to the Engineer as specified or directed. The Contractor shall prepay all shipping charges on samples. Materials or equipment for which samples are required shall not be used in work until reviewed by the Engineer.
- B. Samples shall be of sufficient size and quantity to clearly illustrate:
1. Functional characteristics of the product, with integrally related parts and attachment devices.
  2. Full range of color, texture and pattern.
  3. A minimum of two samples of each item shall be submitted.
- C. Each sample shall have a label indicating:
1. Name of product.
  2. Name of Contractor and Subcontractor.
  3. Material or equipment represented.
  4. Place of origin.
  5. Name of Producer and Brand (if any).
  6. Location in project.  
(Samples of finished materials shall have additional markings that will identify them under the finished schedules.)
  7. Reference specification paragraph.
- D. The Contractor shall prepare a transmittal letter in triplicate for each shipment of samples containing the information required above. He shall enclose a copy of this letter with the shipment and send a copy of this letter to the Engineer. Review of a sample shall be only for the characteristics or use named in such and shall not be construed to change or modify any Contract requirements.
- E. Reviewed samples not destroyed in testing shall be sent to the Engineer or stored at the site of the work. Reviewed samples of the hardware in good condition will be marked for identification and may be used in the work. Materials and equipment incorporated in work shall match the reviewed samples. If requested at the time of submission, samples which failed testing or were rejected shall be returned to the Contractor at his expense.

**PART 2 PRODUCTS (NOT USED)**

**PART 3 EXECUTION (NOT USED)**

**END OF SECTION**

## SECTION 01370 SCHEDULE OF VALUES

### PART 1 GENERAL

#### 1.01 REQUIREMENTS INCLUDED

- A. The Contractor shall submit to the Engineer a Schedule of Values allocated to the various portions of the work, within 10 days after date of Notice to Proceed.
- B. Upon request of the Engineer, the Contractor shall support the values with data which will substantiate their correctness.
- C. The Schedule of Values shall be used only as the basis for the Contractor's Applications for Payment.

#### 1.02 FORM AND CONTENT OF SCHEDULE OF VALUES

- A. Schedule of Values will be considered for approval by Engineer upon Contractor's request. Identify schedule with:
  - 1. Title of Project and location.
  - 2. Project number.
  - 3. Name and address of Contractor.
  - 4. Contract designation.
  - 5. Date of submission.
- B. Schedule of Values shall list the installed value of the component parts of the work in sufficient detail to serve as a basis for computing values for progress payments during construction.
- C. Follow the table of contents for the Contract Document as the format for listing component items for structures:
  - 1. Identify each line item with the number and title of the respective major section of the specification.
  - 2. For each line item, list sub values of major products or operations under item.
- D. Follow the bid sheets included in this Contract Documents as the format for listing component items for pipe lines.
- E. The sum of all values listed in the schedule shall equal the total Contract sum.

### PART 2 PRODUCTS (NOT USED)

### PART 3 EXECUTION (NOT USED)

END OF SECTION

## SECTION 01380 CONSTRUCTION PHOTOGRAPHS

### PART 1 GENERAL

#### 1.01 REQUIREMENTS INCLUDED

- A. The Contractor shall employ a competent photographer to take construction record photographs or perform video, recording including furnishing all labor, materials, equipment and incidentals necessary to obtain photographs and/or video recordings of all construction areas.
- B. Preconstruction record information shall consist of video recordings on digital video disks (DVD).
- C. Construction progress information shall consist of digital photographs on a recordable compact disc (CD-R).

#### 1.02 QUALIFICATIONS

- A. All photography shall be done by a competent camera operator who is fully experienced and qualified with the specified equipment.
- B. For the video recording, the audio portion should be done by a person qualified and knowledgeable in the specifics of the Contract, who shall speak with clarity and diction so as to be easily understood.

#### 1.03 PROJECT PHOTOGRAPHS

- A. Provide one recordable compact disc with digital photographs with each pay application.
- B. If requested by County, provide two prints of each photograph with each pay application.
- C. Digital Photographs:
  - 1. The Contractor shall require that photographer maintain protected digital files for a period of two years from date of substantial completion of the project.
  - 2. Photographer shall agree to furnish additional prints to Owner and Engineer at commercial rates applicable at time of purchase. Photographer shall also agree to participate as required in any litigation requiring the photographer as an expert witness.
- D. The Contractor shall pay all costs associated with the required photography and prints. Any parties requiring additional photography or prints shall pay the photographer directly.
- E. If prints of the photos are requested by the County, ALL project photographs shall be a single weight, color image. All finishes shall be smooth surface and glossy and all prints shall be 8 inches x 10 inches.
- F. Each print shall have clearly marked on the back, the name of the project, the orientation of view, the date and time of exposure, name and address of the photographer and the photographers numbered identification of exposure.
- G. All project photographs shall be taken from locations to adequately illustrate conditions prior to construction, or conditions of construction and state of progress. The Contractor shall consult with the Engineer at each period of photography for instructions concerning views required.

**1.04 VIDEO RECORDINGS**

- A. Video, recording shall be done along all routes that are scheduled for construction. Video, recording shall include full, recording of both sides of all streets and the entire width of easements plus 10 feet on each side on which construction is to be performed. All video recording shall be in full color.
- B. A complete view, in sufficient detail with audio description of the exact location shall be provided.
- C. The engineering plans shall be used as a reference for stationing in the audio portion of the recordings for easy location identification.
- D. Two complete sets of video recordings shall be delivered to the Engineer on digital video disks (DVD) for the permanent and exclusive use of the Engineer prior to the start of any construction on the project.
- E. All video recordings shall contain the name of the project, the date and time of the video, recording, the name and address of the photographer and any other identifying information required.
- F. Construction shall not start until preconstruction video recordings are completed, submitted and accepted by the Engineer. In addition, no progress payments shall be made until the preconstruction video recordings are accepted by the Engineer.

**PART 2 PRODUCTS (NOT USED)**

**PART 3 EXECUTION (NOT USED)**

**END OF SECTION**

## SECTION 01510 TEMPORARY AND PERMANENT UTILITIES

### PART 1 GENERAL

#### 1.01 REQUIREMENTS INCLUDED

The Contractor shall be responsible for furnishing all requisite temporary utilities, i.e., power, water, sanitation, etc. The Contractor shall obtain and pay for all permits required as well as pay for all temporary usages. The Contractor shall remove all temporary facilities upon completion of work.

#### 1.02 REQUIREMENTS OF REGULATORY AGENCIES

- A. Comply with National Electric Code.
- B. Comply with Federal, State and Local codes and regulations and with utility company requirements.
- C. Comply with County Health Department regulations.

### PART 2 PRODUCTS

#### 2.01 MATERIALS, GENERAL

Materials for temporary utilities may be "used". Materials for electrical utilities shall be adequate in capacity for the required usage, shall not create unsafe conditions and shall not violate requirements of applicable codes and standards.

#### 2.02 TEMPORARY ELECTRICITY AND LIGHTING

Arrange with the applicable utility company for temporary power supply. Provide service required for temporary power and lighting and pay all costs for permits, service and for power used.

#### 2.03 TEMPORARY WATER

- A. The Contractor shall arrange with Manatee County Utilities Customer Service office to provide water for construction purposes, i.e., meter, pay all costs for installation, maintenance and removal, and service charges for water used.
- B. The Contractor shall protect piping and fitting against freezing.

#### 2.04 TEMPORARY SANITARY FACILITIES

- A. The Contractor shall provide sanitary facilities in compliance with all laws and regulations.
- B. The Contractor shall service, clean and maintain facilities and enclosures.

### PART 3 EXECUTION

#### 3.01 GENERAL

- A. The Contractor shall maintain and operate systems to assure continuous service.
- B. The Contractor shall modify and extend systems as work progress requires.

**3.02****REMOVAL**

- A. The Contractor shall completely remove temporary materials and equipment when their use is no longer required.
- B. The Contractor shall clean and repair damage caused by temporary installations or use of temporary facilities.

**END OF SECTION**

## SECTION 01570 TRAFFIC REGULATION

### PART 1 GENERAL

#### 1.01 REQUIREMENTS INCLUDED

- A. The Contractor shall be responsible for providing safe and expeditious movement of traffic through construction zones. A construction zone is defined as the immediate areas of actual construction and all abutting areas which are used by the Contractor and which interfere with the driving or walking public.
- B. The Contractor shall remove temporary equipment and facilities when no longer required, restore grounds to original or to specified conditions.

#### 1.02 TRAFFIC CONTROL

- A. The necessary traffic control shall include, but not be limited to, such items as proper construction warning signs, signals, lighting devices, markings, barricades, channelization and hand signaling devices. The Contractor shall be responsible for installation and maintenance of all devices and detour routes and signage for the duration of the construction period. The Contractor shall utilize the appropriate traffic plan from the FDOT Maintenance of Traffic Standards, Series 600 of the FDOT Roadway & Traffic Design Standards, Latest Edition.
- B. Should there be the necessity to close any portion of a roadway carrying vehicles or pedestrians the Contractor shall submit a Traffic Control Plan (TCP) at least 5 days before a partial or full day closure, and at least 8 days before a multi-day closure. TCP shall be submitted, along with a copy of their accreditation, by a certified IMSA or ATSA Traffic Control Specialist.
  - 1. At no time will more than one (1) lane of a roadway be closed to vehicles and pedestrians without an approved road closure from the County Transportation Department. With any such closings, adequate provision shall be made for the safe expeditious movement of each.
  - 2. All traffic control signs must be in place and inspected at least 1 day in advance of the closure. Multi-day closures notification signs shall be in place at least 3 days in advance of the closure. All signs must be covered when no in effect, and checked twice a day by the Worksite Traffic Supervisor when they are in effect.
- C. The Contractor shall be responsible for removal, relocation, or replacement of any traffic control device in the construction area which exists as part of the normal preconstruction traffic control scheme. Any such actions shall be performed by the Contractor under the supervision and in accordance with the instructions of the applicable highway department unless otherwise specified.
- D. The Engineer will consult with the Owner immediately on any vehicular or pedestrian safety or efficiency problem incurred as a result of construction of the project.
- E. The Contractor shall provide ready access to businesses and homes in the project area during construction. The Contractor shall be responsible for coordinating this work with affected homeowners.
- F. When conditions require the temporary installation of signs, pavement markings and traffic barriers for the protection of workers and traffic, the entire array of such devices shall be depicted on working drawings for each separate stage of work. These drawings shall be submitted to the Engineer for review and approval prior to commencement of work on the site.
- G. Precast concrete traffic barriers shall be placed adjacent to trenches and other excavations deeper than six inches below the adjacent pavement surface.



**PART 2 PRODUCTS (NOT USED)**

**PART 3 EXECUTION (NOT USED)**

**END OF SECTION**

## SECTION 01600 MATERIAL AND EQUIPMENT

### PART 1 GENERAL

#### 1.01 REQUIREMENTS INCLUDED

- A. Material and equipment incorporated into the work:
1. Conform to applicable specifications and standards.
  2. Comply with size, make, type and quality specified, or as specifically approved in writing by the Engineer.
  3. Manufactured and Fabricated Products:
    - a. Design, fabricate and assemble in accordance with the best engineering and shop practices.
    - b. Manufacture like parts of duplicate units to standard sizes and gages, to be interchangeable.
    - c. Two or more items of the same kind shall be identical and manufactured by the same manufacturer.
    - d. Products shall be suitable for service conditions.
    - e. Equipment capacities, sizes and dimensions shown or specified shall be adhered to unless variations are specifically approved in writing.
  4. Do not use material or equipment for any purpose other than that for which it is specified.
  5. All material and equipment incorporated into the project shall be new.

#### 1.02 MANUFACTURER'S INSTRUCTIONS

- A. When Contract Documents require that installation of work shall comply with manufacturer's printed instructions, obtain and distribute copies of such instructions to parties involved in the installation, including two copies to Engineer. Maintain one set of complete instructions at the job site during installation and until completion.
- B. Handle, install, connect, clean, condition and adjust products in strict accordance with such instructions and in conformity with specified requirements. Should job conditions or specified requirements conflict with manufacturer's instructions, consult with Engineer prior to proceeding. Do not proceed with work without clear instructions.

#### 1.03 TRANSPORTATION AND HANDLING

- A. Arrange deliveries of products in accordance with construction schedules, coordinate to avoid conflict with work and conditions at the site.
1. Deliver products in undamaged condition, in manufacturer's original containers or packaging, with identifying labels intact and legible.
  2. Immediately on delivery, inspect shipments to assure compliance with requirements of Contract Documents and approved submittals and that products are properly protected and undamaged.
- B. Provide equipment and personnel to handle products by methods to prevent soiling or damage to products or packaging.

#### 1.04 SUBSTITUTIONS AND PRODUCT OPTIONS

##### Contractor's Options:

1. For products specified only by reference standard, select any product meeting that standard.
2. For products specified by naming one or more products or manufacturers and "or equal",

Contractor must submit a request for substitutions of any product or manufacturer not specifically named in a timely manner so as not to adversely affect the construction schedule.

**PART 2 PRODUCTS (NOT USED)**

**PART 3 EXECUTION (NOT USED)**

**END OF SECTION**

## SECTION 01700 CONTRACT CLOSEOUT

### PART 1 GENERAL

#### 1.01 REQUIREMENTS INCLUDED

Comply with requirements stated in Conditions of the Contract and in Specifications for administrative procedures in closing out the work.

#### 1.02 SUBSTANTIAL COMPLETION

- A. The Contractor shall submit the following items when the Contractor considers the work to be substantially complete:
1. A written notice that the work, or designated portion thereof, is substantially complete.
  2. A list of items to be completed or corrected.
- B. Within a reasonable time after receipt of such notice, the Engineer and Owner shall make an inspection to determine the status of completion.
- C. Project record documents and operations and maintenance manuals must be submitted before the project shall be considered substantially complete.
- D. If the Engineer determines that the work is not substantially complete:
1. The Engineer shall notify the Contractor in writing, stating the reasons.
  2. The Contractor shall remedy the deficiencies in the work and send a second written notice of substantial completion to the Engineer.
  3. The Engineer shall reinspect the work.
- E. When the Engineer finds that the work is substantially complete:
1. He shall prepare and deliver to the Owner a tentative Certificate of Substantial Completion (Manatee County Project Management Form PMD-8) with a tentative list of the items to be completed or corrected before final payment.
  2. The Engineer shall consider any objections made by the Owner as provided in Conditions of the Contract. When the Engineer considers the work substantially complete, he will execute and deliver to the Owner and the Contractor a definite Certificate of Substantial Completion (Manatee County Project Management Form PMD-8) with a revised tentative list of items to be completed or corrected.

#### 1.03 FINAL INSPECTION

- A. When the Contractor considered the work to be complete, he shall submit written certification stating that:
1. The Contract Documents have been reviewed.
  2. The work has been inspected for compliance with Contract Documents.
  3. The work has been completed in accordance with Contract Documents.
  4. The equipment and systems have been tested in the presence of the Owner's representative and are operational.
  5. The work is completed and ready for final inspection.
- B. The Engineer shall make an inspection to verify the status of completion after receipt of such certification.

- C. If the Engineer determines that the work is incomplete or defective:
  - 1. The Engineer shall promptly notify the Contractor in writing, listing the incomplete or defective work.
  - 2. The Contractor shall take immediate steps to remedy the stated deficiencies and send a second written certification to Engineer that the work is complete.
  - 3. The Engineer shall reinspect the work.
- D. Upon finding the work to be acceptable under the Contract Documents, the Engineer shall request the Contractor to make closeout submittals.
- E. For each additional inspection beyond a total of three (3) inspections for substantial and final completion due to the incompleteness of the work, the Contractor shall reimburse the Owner for the Engineer's fees.

**1.04 CONTRACTOR'S CLOSEOUT SUBMITTALS TO ENGINEER**

- A. Project Record Documents (prior to substantial completion).
- B. Operation and maintenance manuals (prior to substantial completion).
- C. Warranties and Bonds.
- D. Evidence of Payment and Release of Liens: In accordance with requirements of General and Supplementary Conditions.
- E. Certification letter from Florida Department of Transportation and Manatee County Department of Transportation, as applicable.
- F. Certificate of Insurance for Products and Completed Operations.
- G. Final Reconciliation, Warranty Period Declaration, and Contractor's Affidavit (Manatee County Project Management Form PMD-9).

**1.05 FINAL ADJUSTMENT OF ACCOUNTS**

- A. Submit a final statement of accounting to the Engineer.
- B. Statement shall reflect all adjustments to the Contract Sum:
  - 1. The original Contract Sum.
  - 2. Additions and deductions resulting from:
    - a. Previous Change Orders
    - b. Unit Prices
    - c. Penalties and Bonuses
    - d. Deductions for Liquidated Damages
    - e. Other Adjustments
  - 3. Total Contract Sum, as adjusted.
  - 4. Previous payments.
  - 5. Sum remaining due.
- C. Project Management shall prepare a final Change Order, reflecting approved adjustments to the Contract Sum which were not previously made by Change Orders.

**1.06 FINAL APPLICATION FOR PAYMENT**

Contractor shall submit the final Application for Payment in accordance with procedures and requirements stated in the Conditions of the Contract.

**PART 2 PRODUCTS (NOT USED)**

**PART 3 EXECUTION (NOT USED)**

**END OF SECTION**

## SECTION 01710 CLEANING

### PART 1 GENERAL

#### 1.01 REQUIREMENTS INCLUDED

Execute cleaning during progress of the work and at completion of the work, as required by the General Conditions.

#### 1.02 DISPOSAL REQUIREMENTS

Conduct cleaning and disposal operations to comply with all Federal, State and Local codes, ordinances, regulations and anti-pollution laws.

### PART 2 PRODUCTS

#### 2.01 MATERIALS

- A. Use only those cleaning materials which will not create hazards to health or property and which will not damage surfaces.
- B. Use only those cleaning materials and methods recommended by manufacturer of the surface material to be cleaned.
- C. Use cleaning materials only on surfaces recommended by cleaning material manufacturer.

### PART 3 EXECUTION

#### 3.01 DURING CONSTRUCTION

- A. Execute periodic cleaning to keep the work, the site and adjacent properties free from accumulation of waste materials, rubbish and wind-blown debris, resulting from construction operations.
- B. Provide on-site containers for the collection of waste materials, debris and rubbish.
- C. Remove waste materials, debris and rubbish from the site periodically and dispose of at legal disposal areas away from the site.

#### 3.02 DUST CONTROL

- A. Clean interior spaces prior to the start of finish painting and continue cleaning on an as-needed basis until painting is finished.
- B. Schedule operations so that dust and other contaminants resulting from cleaning process will not fall on wet or newly-coated surfaces.

#### 3.03 FINAL CLEANING

- A. Employ skilled workmen for final cleaning.
- B. Broom clean exterior paved surfaces; rake clean other surfaces of the grounds.
- C. Prior to final completion or Owner occupancy, Contractor shall conduct an inspection of sight-exposed interior and exterior surfaces and all work areas to verify that the entire work is clean.

**END OF SECTION**

## SECTION 01730 OPERATING AND MAINTENANCE DATA

### PART 1 GENERAL

#### 1.01 REQUIREMENTS INCLUDED

- A. Compile product data and related information appropriate for Owner's maintenance and operation of products furnished under Contract.

Prepare operating and maintenance data as specified in this and as referenced in other pertinent sections of Specifications.

- B. Instruct Owner's personnel in maintenance of products and equipment and systems.
- C. Provide three (3) sets of operating and maintenance manuals for each piece of equipment provided within this Contract.

#### 1.02 FORM OF SUBMITTALS

- A. Prepare data in form of an instructional manual for use by Owner's personnel.

- B. Format:

1. Size: 8-1/2 inch x 11 inch
2. Paper: 20 pound minimum, white, for typed pages
3. Text: Manufacturer's printed data or neatly typewritten
4. Drawings:
  - a. Provide reinforced punched binder tab, bind in with text.
  - b. Fold larger drawings to size of text pages.
5. Provide fly-leaf for each separate product or each piece of operating equipment.
  - a. Provide typed description of product and major component parts of equipment.
  - b. Provide indexed tabs.
6. Cover: Identify each volume with typed or printed title "OPERATING AND MAINTENANCE INSTRUCTIONS". List:
  - a. Title of Project.
  - b. Identity of separate structures as applicable.
  - c. Identity of general subject matter covered in the manual.

- C. Binders:

1. Commercial quality three-ring binders with durable and cleanable plastic covers.
2. Maximum ring size: 1 inch.
3. When multiple binders are used, correlate the data into related consistent groupings.

#### 1.03 MANUAL FOR EQUIPMENT AND SYSTEMS

- A. Submit three copies of complete manual in final form.

- B. Content for each unit of equipment and system, as appropriate:

1. Description of unit and component parts.
  - a. Function, normal operating characteristics and limiting conditions.
  - b. Performance curves, engineering data and tests.
  - c. Complete nomenclature and commercial number of replaceable parts.
2. Operating Procedures:
  - a. Start-up, break-in, routine and normal operating instructions.
  - b. Regulation, control, stopping, shut-down and emergency instructions.



- c. Summer and winter operating instructions.
    - d. Special operating instructions.
  - 3. Maintenance Procedures:
    - a. Routine operations.
    - b. Guide to "trouble-shooting".
    - c. Disassembly, repair and reassembly.
    - d. Alignment, adjusting and checking.
  - 4. Servicing and lubricating schedule.
    - a. List of lubricants required.
  - 5. Manufacturer's printed operating and maintenance instructions.
  - 6. Description of sequence of operation by control manufacturer.
  - 7. Original manufacturer's parts list, illustrations, assembly drawings and diagrams required for maintenance.
    - a. List of predicted parts subject to wear.
    - b. Items recommended to be stocked as spare parts.
  - 8. As installed control diagrams by controls manufacturer.
  - 9. Each contractor's coordination drawings.
    - a. As installed color coded piping diagrams.
  - 10. Charts of valve tag numbers, with location and function of each valve.
  - 11. List of original manufacturer's spare parts, manufacturer's current prices and recommended quantities to be maintained in storage.
  - 12. Other data as required under pertinent sections of specifications.
- C. Content, for each electric and electronic system, as appropriate:
- 1. Description of system and component parts.
    - a. Function, normal operating characteristics and limiting conditions.
    - b. Performance curves, engineering data and tests.
    - c. Complete nomenclature and commercial number of replaceable parts.
  - 2. Circuit directories of panel boards.
    - a. Electrical service.
    - b. Controls.
    - c. Communications.
  - 3. As-installed color coded wiring diagrams.
  - 4. Operating procedures:
    - a. Routine and normal operating instructions.
    - b. Sequences required.
    - c. Special operating instructions.
  - 5. Maintenance procedures:
    - a. Routine operations.
    - b. Guide to "trouble-shooting".
    - c. Disassembly, repair and reassembly.
    - d. Adjustment and checking.
  - 6. Manufacturer's printed operating and maintenance instructions.
  - 7. List of original manufacture's spare parts, manufacturer's current prices and recommended quantities to be maintained in storage.
  - 8. Prepare and include additional data when the need for such data becomes apparent during instruction of Owner's personnel.
- D. Prepare and include additional data when the need for such data becomes apparent during instruction on Owner's personnel.
- E. Additional requirements for operating and maintenance data: Respective sections of Specifications.

**1.04 SUBMITTAL SCHEDULE**

- A. Submit one copy of completed data in final form fifteen days prior to substantial completion.
  - 1. Copy will be returned after substantial completion, with comments (if any).
- B. Submit two copies of approved data in final form. Final acceptance will not be provided until the completed manual is received and approved.

**1.05 INSTRUCTION OF OWNER'S PERSONNEL**

- A. Prior to final inspection or acceptance, fully instruct Owner's designated operating and maintenance personnel in operation, adjustment and maintenance of products, equipment and systems.
- B. Operating and maintenance manual shall constitute the basis of instruction.
  - 1. Review contents of manual with personnel in full detail to explain all aspects of operations and maintenance.

**PART 2 PRODUCTS (NOT USED)**

**PART 3 EXECUTION (NOT USED)**

**END OF SECTION**

## SECTION 01740 WARRANTIES AND BONDS

### PART 1 GENERAL

#### 1.01 REQUIREMENTS INCLUDED

- A. Compile specified warranties and bonds.
- B. Compile specified service and maintenance contracts.
- C. Co-execute submittals when so specified.
- D. Review submittals to verify compliance with Contract Documents.
- E. Submit to Engineer for review and transmittal to Owner.

#### 1.02 SUBMITTAL REQUIREMENTS

- A. Assemble warranties, bonds and service and maintenance contracts, executed by each of the respective manufacturers, suppliers and subcontractors.
- B. Number of original signed copies required: Two each.
- C. Table of Contents: Neatly typed, in orderly sequence. Provide complete information for each item.
  - 1. Product or work item.
  - 2. Firm, with name of principal, address and telephone number.
  - 3. Scope.
  - 4. Date of beginning of warranty, bond or service and maintenance contract.
  - 5. Duration of warranty, bond or service maintenance contract.
  - 6. Provide information for Owner's personnel:
    - a. Proper procedure in case of failure.
    - b. Instances which might affect the validity of warranty or bond.
  - 7. Contractor, name of responsible principal, address and telephone number.

#### 1.03 FORM OF SUBMITTALS

- A. Prepare in duplicate packets.
- B. Format:
  - 1. Size 8-1/2 inch x 11 inch punched sheets for standard 3-ring binder. Fold larger sheets to fit into binders.
  - 2. Cover: Identify each packet with typed or printed title "WARRANTIES AND BONDS".  
List:
    - a. Title of Project.
    - b. Name of Contractor.
- C. Binders: Commercial quality, three-ring, with durable and cleanable plastic covers.

#### 1.04 TIME OF SUBMITTALS

- A. Make submittals within ten days after date of substantial completion and prior to final request for payment.

- B. For items of work, where acceptance is delayed materially beyond date of substantial completion, provide updated submittal within ten days after acceptance, listing date of acceptance as start of warranty period.

**1.05 SUBMITTALS REQUIRED**

- A. Submit warranties, bonds, service and maintenance contracts as specified in respective sections of Specifications.
- B. Approval by the Owner of all documents required under this section is a pre-requisite to requesting a final inspection and final payment

**PART 2 PRODUCTS (NOT USED)**

**PART 3 EXECUTION (NOT USED)**

**END OF SECTION**

## DIVISION 2 SITE WORK

### SECTION 02064 MODIFICATIONS TO EXISTING STRUCTURES, PIPING AND EQUIPMENT

#### PART 1 GENERAL

##### 1.01 SCOPE OF WORK

Furnish all labor, materials, equipment and incidentals required to modify, alter and/or convert existing structures as shown or specified and as required for the installation of piping, mechanical equipment and appurtenances. Existing piping and equipment shall be removed and dismantled as necessary for the performance of facility alterations in accordance with the requirements herein specified.

#### PART 2 PRODUCTS (NOT USED)

#### PART 3 EXECUTION

##### 3.01 GENERAL

- A. The Contractor shall cut, repair, reuse, excavate, demolish or otherwise remove parts of the existing structures or appurtenances, as indicated on the Contract Drawings, herein specified, or necessary to permit completion of the work under this Contract. The Contractor shall dispose of surplus materials resulting from the above work in an approved manner. The work shall include all necessary cutting and bending of reinforcing steel, structural steel, or miscellaneous metal work found embedded in the existing structures.
- B. The Contractor shall dismantle and remove all existing equipment, piping, and other appurtenances required for the completion of the work. Where called for or required, the contractor shall cut existing pipelines for the purpose of making connections thereto. Anchor bolts for equipment and structural steel removed shall be cut off one inch below the concrete surface. Surface shall be finished as specified in the Contract Documents.
- C. At the time that a new connection is made to an existing pipeline, additional new piping, extending to and including a new valve, shall be installed. Pipe anchorage, if required, is part of the installation shall also be installed as directed by the Engineer.
- D. No existing structure, equipment, or appurtenance shall be shifted, cut, removed, or otherwise altered except with the express approval of and to the extent approved by the Engineer.
- E. When removing materials or portions of existing utility pipelines and/or structures or when making openings in walls and partitions, the Contractor shall take all precautions and use all necessary barriers and other protective devices so as not to damage the structures beyond the limits necessary for the new work, and not to damage the structures or contents by falling or flying debris. Unless otherwise permitted, line drilling will be required in cutting existing concrete.
- F. Materials and equipment removed in the course of making alterations and additions shall remain the property of the Owner, except that items not salvageable, as determined by the Engineer and the Owner, shall become the property of the Contractor to be disposed of by him off the work site at his own place of disposal. Operating equipment shall be thoroughly cleaned, lubricated, and greased for protection during prolonged storage.
- G. All alterations to existing utility pipes and structures shall be done at such time and in such manner as to comply with the approved time schedule. So far as possible before any part of the work is started, all tools, equipment, and materials shall be assembled and made ready so that

the work can be completed without delay.

- H. All workmanship and new materials involved in constructing the alterations shall conform to the General Specifications for the classes of work insofar as such specifications are applicable.
- I. All cutting of existing concrete or other material to provide suitable bonding to new work shall be done in a manner to meet the requirements of the respective section of these Specifications covering the new work. When not covered, the work shall be carried on in the manner and to the extent directed by the Resident Project Representative.
- J. Surfaces of seals visible in the completed work shall be made to match as nearly as possible the adjacent surfaces.
- K. Non-shrink grout shall be used for setting wall castings, sleeves, leveling pump bases, doweling anchors into existing concrete and elsewhere as shown.
- L. Where necessary or required for the purpose of making connections, the Contractor shall cut existing pipelines in a manner to provide an approved joint. Where required, he shall use flanges, or provide Dresser Couplings, all as required.
- M. The Contractor shall provide flumes, hoses, piping and other related items to divert or provide suitable plugs, bulkheads, or other means to hold back the flow of water or other liquids, all as required in the performance of the work under this Contract.
- N. Care shall be taken not to damage any part of existing buildings or foundations or outside structures.

### 3.02

#### CONNECTING TO EXISTING PIPING AND EQUIPMENT

The Contractor shall verify exact location, material, alignment, joint, etc. of existing piping and equipment prior to making the connections called out in the Drawings. The verifications shall be performed with adequate time to correct any potential alignment or other problems prior to the actual time of connection. A Manatee County representative must be present for all tie-ins for a visual inspection.

**END OF SECTION**

## **SECTION 02100 SITE PREPARATION**

### **PART 1 GENERAL**

#### **1.01 SCOPE OF WORK**

- A. This Section covers clearing, grubbing and stripping of the project site and/or along the pipeline route.
- B. The Contractor shall clear and grub all of the area within the limits of construction or as required, which includes, but is not limited to utility easements. The width of the area to be cleared shall be reviewed by the Engineer prior to the beginning of any clearing.
- C. The Contractor's attention is directed to any Soil Erosion and Sediment Control Ordinances in force in Manatee County. The Contractor shall comply with all applicable sections of these ordinances.

### **PART 2 PRODUCTS (NOT USED)**

### **PART 3 EXECUTION**

#### **3.01 PRESERVATION OF TREES**

Those trees which are not designated for removal by the Engineer shall be carefully protected from damage. The Contractor shall erect such barricades, guards and enclosures as may be considered necessary by him for the protection of the trees during all construction operation.

#### **3.02 PRESERVATION OF DEVELOPED PRIVATE PROPERTY**

- A. The Contractor shall exercise extreme care to avoid unnecessary disturbance of developed private property adjacent to proposed project site. Trees, shrubbery, gardens, lawns and other landscaping, which are not designated by the Engineer to be removed, shall be replaced and replanted to restore the construction easement to the condition existing prior to construction.
- B. All soil preservation procedures and replanting operations shall be under the supervision of a nursery representative experienced in such operations.
- C. Improvements to the land such as fences, walls, outbuildings and other structures which of necessity must be removed, shall be replaced with equal quality materials and workmanship.
- D. The Contractor shall clean up the construction site across developed private property directly after construction is completed upon approval of the Engineer.

#### **3.03 PRESERVATION OF PUBLIC PROPERTY**

The appropriate paragraphs of these Specifications shall apply to the preservation and restoration of public lands, parks, rights-of-way, easements and all other damaged areas. This includes, but is not limited to the trimming of trees damaged by contractor's equipment.

**END OF SECTION**

## SECTION 02220 EXCAVATION, BACKFILL, FILL AND GRADING FOR STRUCTURES

### PART 1 GENERAL

#### 1.01 SCOPE OF WORK

- A. Structural excavation shall consist of the removal of material for the construction of foundations for structures and other excavation designated on the drawings or in these specifications.
- B. Structural excavation and backfill shall consist of furnishing material, if necessary and placing and compacting backfill material around structures to the lines and grades designated on the drawings, as specified or directed by the Engineer.
- C. Structural excavation and backfill shall include the furnishing of all materials, equipment and other facilities which may be necessary to perform the excavations, place and compact the backfill, install sheeting and bracing, and carry out any necessary dewatering. It shall also include the wasting or disposal of surplus excavated material in a manner and in locations approved by the Engineer.
- D. The Contractor is responsible for the protection of every tree which is scheduled to remain in the project area. This includes trees which may or may not be shown on the plans. Every tree shall be adequately protected in place at no additional cost to the County. This includes, but is not limited to, protecting the root systems and adjusting grades as necessary for tree/root protection.

#### 1.02 QUALITY ASSURANCE

- A. Testing Agency:
  - 1. In place soil compaction tests shall be performed by a qualified testing laboratory.
  - 2. Compaction tests shall be taken every 500 feet, except in the road crossings or road shoulders. Tests are to be taken according to current FDOT Standards.
- B. Reference Standards:
  - 1. American Society for Testing and Materials (ASTM):
    - a. ASTM D1557, Moisture-Density Relations of Soils Using 10-lb. (4.5-kg) Rammer and 18-in. (457-mm) Drop.

#### 1.03 JOB CONDITIONS

- A. The Contractor shall provide, operate and maintain all necessary pumps, discharge lines, well points, etc., in sufficient number and capacity to keep all excavation, bases, pits, etc., free from seepage, standing or running water at all times throughout the period of construction.
- B. The Contractor shall assume all responsibility for the security of the excavation required, employing bracing, lining or other accepted means necessary to accomplish same.
- C. Excavated areas shall be cleared of all debris, water, slush, muck, clay and soft or loose earth and shall be conditioned to the entire satisfaction of the Engineer.
- D. All excavated material unsuitable for use or which will not be used shall be disposed of in a manner consistent with State and County regulation.
- E. All unsuitable organic materials, roots, logs, etc., found during excavation shall be removed by the Contractor and the trench shall be refilled with suitable material.



## **PART 2 PRODUCTS**

### **2.01 MATERIAL FOR CONTROLLED FILL**

- A. Composition: Only approved material free from organic matter and lumps of clay, shall be used for backfill. Excavated earth free from debris or organic material may be used for backfilling foundations or fill.
- B. Crushed stone and shell shall meet or exceed current FDOT Standards.

### **2.02 UNSUITABLE MATERIAL**

Unsuitable material shall be defined as highly organic soil per ASTM D2487 Group PT. This includes, but is not limited to, such items as topsoil, roots, vegetable matter, trash, debris, and clays that cannot be dried sufficiently to obtain specified compaction.

## **PART 3 EXECUTION**

### **3.01 INSPECTION**

- A. The Contractor shall verify that work preceding the affected work of this Section has been satisfactorily completed.
- B. Conditions adversely affecting the work of this Section shall be corrected to the satisfaction of the Engineer.

### **3.02 REMOVAL OF UNSUITABLE MATERIALS**

- A. The Contractor shall remove unsuitable material from within the limits of the Work.
- B. Materials meeting requirements for controlled fill shall be stockpiled as necessary and in such a manner satisfactory to the Engineer.
- C. All material excavated shall be placed so as to minimize interference with public travel and to permit proper access for inspection of the work.

### **3.03 EXCAVATION**

- A. When concrete or shell subbase footing is to rest on an excavated surface, care shall be taken not to disturb the natural soil. Final removal and replacement of the foundation material and subbase compaction to grade shall not be made until just before the concrete or masonry is placed.
- B. When any structural excavation is completed, the Contractor shall notify the Engineer who will make an inspection of the excavation. No concrete or masonry shall be placed until the excavation has been approved by the Engineer.
- C. The elevations of the footing bottom and the base slab as shown on the Drawings, shall be considered as approximate and the Engineer may order in writing, such changes in dimensions or elevations of the footings and slab base as necessary to secure satisfactory foundations.
- D. All excavation shall be made within an area bounded by lines five feet outside and parallel to the exterior walls of the structure to allow for correct forming, shoring and inspection of foundation work. Pouring of concrete against earth side walls shall not be permitted.

- E. If the ground is excavated below the grade called for by the Drawings or becomes unstable due to the Contractor's carelessness or operations, the ground shall be excavated to undisturbed native soil before continuing concreting operations.
- F. If in the opinion of the Engineer, the material at or below the normal grade of the bottom of the trench is unsuitable for pipe or structure foundation, it shall be removed to the depth directed by the Engineer and if so directed, replaced by crushed stone or washed shell.

### **3.04 STRUCTURAL BACKFILL**

- A. Structural backfill shall not be placed until the footings or other portions of the structure or facility have been inspected by the Engineer and approved for backfilling.
- B. A minimum of 1-1/2" layer of lean concrete shall be placed as a working mat for the concrete base slabs and footings if required by the engineer.
- C. Fill shall be placed in uniform layers not more than 12" thick and compacted to a minimum of 98 percent of the maximum density determined by ASTM D1557, Method A or C, or as directed by the Engineer. The Contractor shall securely tamp the backfill with pneumatic rammer around all wall foundations. The method of compaction shall be satisfactory to the Engineer.
- D. Compaction of structural backfill by ponding and jetting may be permitted when, as determined by the Engineer: the backfill material is of such character that it will be self-draining when compacted; foundation materials will not soften or be otherwise damaged by the applied water; no damage from hydrostatic pressure will result to the structure. Ponding and jetting within two feet below finished subgrade shall not be permitted in roadway areas. At the discretion of the Engineer, ponding and jetting may be permitted with compaction layers not to exceed four feet.
- E. Surplus material not used on-site shall be removed and disposed of off-site by the Contractor. In no case shall surplus material be deposited on adjacent lands. Fill used for grading shall be placed in layers not to exceed 12 inches in thickness and shall be compacted to a density equal or greater to that of the surrounding natural ground.

### **3.05 BACKFILLING AROUND STRUCTURES**

- A. Common fill and structural fill are specified for use as backfill against the exterior walls of the structures. Fill shall be placed in layers having a maximum thickness of eight (8) inches in loose state and shall be compacted sufficiently to prevent settlement. If compaction is by rolling or ramming, material shall be wetted down as required. Where material can be suitably compacted by jetting or puddling, the Contractor may use one of these methods. No boulders shall be allowed to roll down the slopes and hit the walls.
- B. Backfilling shall be carried up evenly on all walls of an individual structure simultaneously. A variation of two (2) feet in elevation will be the maximum allowable. No backfill shall be allowed against walls until the walls and their supporting slabs, if applicable, have attained sufficient strength. Backfilling shall be subjected to approval by the Engineer.
- C. In locations where pipes pass through building walls, the Contractor shall take the following precautions to consolidate the refill up to an elevation of at least one foot above the bottom of the pipes:
  - 1. Place structural fill in such areas for a distance of not less than three feet either side of the center line of the pipe in level layers not exceeding 6-inches in depth.
  - 2. Wet each layer to the extent directed and thoroughly compact each layer with a power tamper to the satisfaction of the Engineer.
  - 3. Structural fill shall be of the quality specified under Part 2 of this Section.

- D. The surface of filled areas shall be graded to smooth true lines, strictly conforming to grades indicated on the grading plan. No soft spots or uncompacted areas shall be allowed in the work.
- E. Temporary bracing shall be provided as required during construction of all structures to protect partially completed structures against all construction loads, hydraulic pressure and earth pressure. The bracing shall be capable of resisting all loads applied to the walls as a result of backfilling.

**3.06 FIELD QUALITY CONTROL**

- A. The density of soil in place shall be a minimum of 95 percent in accordance with ASTM test 1557-70T, Method A or C.

**END OF SECTION**

## SECTION 02221 TRENCHING, BEDDING AND BACKFILL FOR PIPE

### PART 1 GENERAL

#### 1.01 SCOPE OF WORK

- A. The Contractor shall furnish all labor, materials, equipment and incidentals necessary to perform all excavation, backfill, fill, grading, trench protection or other related work required to complete the piping work shown on the Drawings and specified herein. The work shall include, but not be limited to: vaults; duct conduit; pipe; roadways and paving; backfilling; required fill or borrow operations; grading; disposal of surplus and unsuitable materials; and all related work such as sheeting, bracing and dewatering.
- B. Prior to commencing work, the Contractor shall examine the site and review test borings if available, or undertake his own subsurface investigations and take into consideration all conditions that may affect his work.
- C. The Contractor is responsible for the protection of every tree which is scheduled to remain in the project area. This includes trees which may or may not be shown on the plans. Every tree shall be adequately protected in place at no additional cost to the County. This includes, but is not limited to protecting the root systems and adjusting grades as necessary for tree/root protection.

#### 1.02 PROTECTION

- A. Sheeting and Bracing in Excavations:
  - 1. In connection with construction of underground structures, the Contractor shall properly construct and maintain cofferdams. These shall consist of: sheeting and bracing as required to support the sides of excavations, to prevent any movement which could in any way diminish the width of the excavation below that necessary for proper construction and to protect adjacent structures, existing yard pipe and/or foundation material from disturbance, undermining, or other damage. Care shall be taken to prevent voids outside of the sheeting, but if voids are formed, they shall be immediately filled and rammed.
  - 2. Trench sheeting for pipes: no sheeting is to be withdrawn if driven below, mid-diameter of any pipe and no wood sheeting shall be cut off at a level lower than one foot above the top of any pipe unless otherwise directed by the Engineer. During the progress of the work, the Engineer may direct the Contractor in writing to leave additional wood sheeting in place. If steel sheeting is used for trench sheeting, removal shall be as specified above, unless written approval is given for an alternate method of removal.
  - 3. All sheeting and bracing not left in place shall be carefully removed in such a manner as not to endanger the construction or other structures, utilities, existing piping, or property. Unless otherwise approved or indicated on the Drawings or in the Specification, all sheeting and bracing shall be removed after completion of the piping or structure, care being taken not to disturb or otherwise injure the pipeline or finished masonry. All voids left or caused by withdrawal of sheeting shall be immediately refilled with sand by ramming with tools specifically made for that purpose, by watering, or as may otherwise be directed.
  - 4. The Contractor shall construct, to the extent he deems it desirable for his method of operation, the cofferdams and sheeting outside the neat lines of the pipeline trench or foundation unless otherwise indicated on the Drawings or directed by the Owner/Engineer. Sheeting shall be plumb and securely braced and tied in position. Sheeting, bracing and cofferdams shall be adequate to withstand all pressures to which the pipeline or structure will be subjected. Pumping, bracing and other work within the cofferdam shall be done in a manner to avoid disturbing any construction of the pipeline or the enclosed masonry. Any movement or bulging which may occur shall be corrected

by the Contractor at his own expense so as to provide the necessary clearances and dimensions.

5. Drawings of the cofferdams and design computations shall be submitted to the Engineer and approved prior to any construction. However, approval of these drawings shall not relieve the Contractor of the responsibility for the cofferdams. The drawings and computations shall be prepared and stamped by a Registered Professional Engineer in the State of Florida and shall be in sufficient detail to disclose the method of operation for each of the various stages of construction, if required, for the completion of the pipeline and substructures.

#### B. Dewatering, Drainage and Flotation

1. The Contractor shall construct and place all pipelines, concrete work, structural fill, bedding rock and limerock base course, in-the-dry. In addition, the Contractor shall make the final 24" of excavation for this work in-the-dry and not until the water level is a minimum of 6" below proposed bottom of excavation.
2. The Contractor shall, at all times during construction, provide and maintain proper equipment and facilities to remove promptly and dispose of properly all water entering excavation and keep such excavations dry so as to obtain a satisfactory undisturbed subgrade foundation condition until the fill, structure, or pipes to be built thereon have been completed to such extent that they will not be floated or otherwise damaged by allowing water levels to return to natural elevations.
3. Dewatering shall at all times be conducted in such a manner as to preserve the natural undisturbed bearing capacity of the subgrade soils at proposed bottom of excavation.
4. Wellpoints may be required for dewatering the soil prior to final excavation for deeper in-ground structures or piping and for maintaining the lowered groundwater level until construction has been completed to avoid the structure, pipeline, or fill from becoming floated or otherwise damaged. Wellpoints shall be surrounded by suitable filter sand and no fines shall be removed by pumping. Pumping from wellpoints shall be continuous and standby pumps shall be provided.
5. The Contractor shall furnish all materials and equipment to perform all work required to install and maintain the proposed drainage systems for handling groundwater and surface water encountered during construction of structures, pipelines and compacted fills.
6. Where required, the Contractor shall provide a minimum of two operating groundwater observation wells at each structure to determine the water level during construction of the pipeline or structure. Locations of the observation wells shall be at structures and along pipelines as approved by the Engineer prior to their installation. The observation wells shall be extended to 6 inches above finished grade, capped with screw-on caps protected by 24" x 24" wide concrete base and left in place at the completion of this Project.
7. Prior to excavation, the Contractor shall submit his proposed method of dewatering and maintaining dry conditions to the Engineer for approval. Such approval shall not relieve the Contractor of the responsibility for the satisfactory performance of the system. The Contractor shall be responsible for correcting any disturbance of natural bearing soils for damage to pipeline or structures caused by an inadequate dewatering system or by interruption of the continuous operation of the system as specified.
8. As part of his request for approval of a dewatering system, the Contractor shall demonstrate the adequacy of the proposed system and wellpoint filter sand by means of a test installation. Discharge water shall be clear, with no visible soil particles in a one quart sample. Discharge water shall not flow directly into wetlands or Waters of the State as defined by FDEP and SWFWMD.
9. During backfilling and construction, water levels shall be measured in observation wells located as directed by the Engineer.
10. Continuous pumping will be required as long as water levels are required to be below natural levels.

## **PART 2 PRODUCTS**

### **2.01 MATERIALS**

#### **A. General**

1. Materials for use as fill and backfill shall be described below. For each material, the Contractor shall notify the Engineer of the source of the material and shall furnish the Engineer, for approval, a representative sample weighing approximately 50 pounds, at least ten calendar days prior to the date of anticipated use of such material.
2. Additional materials shall be furnished as required from off-site sources and hauled to the site.

#### **B. Structural Fill**

1. Structural fill in trenches shall be used below spread footing foundations, slab-on-grade floors and other structures as backfill within three feet of the below grade portions of structures.
2. Structural fill material shall be a minimum of 60 percent clean sand, free of organic, deleterious and/or compressible material. Minimum acceptable density shall be 98 percent of the maximum density as determined by AASHTO T-180. Rock in excess of 2-1/2" in diameter shall not be used in the fill material. If the moisture content is improper for attaining the specified density, either water shall be added or material shall be permitted to dry until the proper moisture content for compaction is reached.

#### **C. Common Fill**

1. Common fill material shall be free from organic matter, muck or marl and rock exceeding 2-1/2" in diameter. Common fill shall not contain broken concrete, masonry, rubble or other similar materials. Existing soil may be used to adjust grades over the site with the exception of the construction area.
2. Material falling within the above specification, encountered during the excavation, may be stored in segregated stockpiles for reuse. All material which, in the opinion of the Engineer, is not suitable for reuse shall be spoiled as specified herein for disposal of unsuitable materials by the Contractor.

#### **D. Crushed Stone**

1. Crushed stone may be used for pipe bedding, manhole bases, as a drainage layer below structures with underdrains and at other locations indicated on the Drawings.
2. Crushed stone shall be size No. 57 with gradation as noted in Table 1 of Section 901 of Florida Department of Transportation, Construction of Roads and Bridges.

## **PART 3 EXECUTION**

### **3.01 TRENCH EXCAVATION AND BACKFILLING**

- A. Excavation for all trenches required for the installation of pipes and electrical ducts shall be made to the depths indicated on the Drawings and in such manner and to such widths as will give suitable room for laying the pipe or installing the ducts within the trenches.
- B. Rock shall be removed to a minimum 6" clearance around the bottom and sides of all the pipe or ducts being laid.
- C. Where pipes or ducts are to be laid in limerock bedding or encased in concrete, the trench may be excavated by machinery to or just below the designated subgrade provided that the material remaining in the bottom of the trench is no more than slightly disturbed.

- D. Where the pipes or ducts are to be laid directly on the trench bottom, the lower part of the trenches shall not be excavated to grade by machinery. The last of the material being excavated manually, shall be done in such a manner that will give a flat bottom true to grade so that pipe or duct can be evenly supported on undisturbed material. Bell holes shall be made as required.
- E. Backfilling over pipes shall begin as soon as practicable after the pipe has been laid, jointed and inspected and the trench filled with suitable compacted material to the mid-diameter of the pipe.
- F. Backfilling over ducts shall begin not less than three days after placing concrete encasement.
- G. All backfilling shall be prosecuted expeditiously and as detailed on the Drawings.
- H. Any space remaining between the pipe and sides of the trench shall be packed full by hand shovel with selected earth, free from stones having a diameter greater than 2" and thoroughly compacted with a tamper as fast as placed, up to a level of one foot above the top of the pipe.
- I. The filling shall be carried up evenly on both sides with at least one man tamping for each man shoveling material into the trench.
- J. The remainder of the trench above the compacted backfill, as just described above, shall be filled and thoroughly compacted by rolling, ramming, or puddling, as the Engineer may direct, sufficiently to prevent subsequent settling.

**END OF SECTION**

**SECTION 02223 EXCAVATION BELOW GRADE AND CRUSHED STONE OR SHELL  
REFILL**

**PART 1 GENERAL**

**1.01 SCOPE OF WORK**

- A. If in the opinion of the Engineer, the material at or below the normal grade of the bottom of the trench is unsuitable for pipe or structure foundation, it shall be removed to the depth directed by the Engineer and replaced by crushed stone or washed shell.

**PART 2 PRODUCTS (NOT USED)**

**PART 3 MATERIALS**

**3.01 EXCAVATION AND DRAINAGE**

- A. Whatever the nature of unstable material encountered or the groundwater conditions, trench stabilization shall be complete and effective.
- B. Should the Contractor excavate below the grade shown on the Contract drawings because of negligence or for his own convenience; due to failure in properly dewatering the trench; disturbs the subgrade before dewatering is sufficiently complete; he shall be directed by the Engineer to excavate below grade. The work of excavating below grade and furnishing and placing the approved refill material shall be performed at the Contractor's expense.

**3.02 REFILL**

- A. Should the material at the level of trench bottom consist of fine sand, sand and silt or soft earth, the subgrade material shall be removed as directed by the Engineer and the excavation shall be refilled with crushed stone or washed shell.

**END OF SECTION**



## SECTION 02260 FINISH GRADING

### PART 1 GENERAL

#### 1.01 WORK INCLUDED

- A. The Contractor shall finish grade sub-soil.
- B. The Contractor shall cut out areas to receive stabilizing base course materials for paving and sidewalks.
- C. The Contractor shall place, finish grade and compact top soil.

#### 1.02 PROTECTION

The Contractor shall prevent damage to existing fencing, trees, landscaping, natural features, bench marks, pavement and utility lines. Damage shall be corrected at no cost to the Owner.

### PART 2 PRODUCTS

- A. Topsoil: Shall be friable loam free from subsoil, roots, grass, excessive amount of weeds or other organics, stones, and foreign matter; acidity range (pH) of 5.5 to 7.5; containing a minimum of 4 percent and a maximum of 25 percent organic matter. The Contractor may use topsoil stockpiles on site if they conform to these requirements.

### PART 3 EXECUTION

#### 3.01 SUB-SOIL PREPARATION

- A. The Contractor shall rough grade sub-soil systematically to allow for a maximum amount of natural settlement and compaction. Uneven areas and low spots shall be eliminated. Debris, roots, branches or other organics, stones, and sub-soil shall be removed by the Contractor and disposed of in a manner consistent with the latest Manatee County Standards as well as any affected regulatory agency. Should contaminated soil be found, the Contractor shall notify the Engineer.
- B. The Contractor shall cut out areas to sub-grade elevation to stabilize base material for paving and sidewalks.
- C. The Contractor shall bring sub-soil to required profiles and contour grades gradually; and blend slopes into level areas.
- D. The Contractor shall slope the structure grade a minimum of two (2) inches in ten (10) feet unless indicated otherwise on the Drawings.
- E. The Contractor shall cultivate sub-grade to a depth of 3 inches where the topsoil is to be placed. He shall repeat cultivation in areas where equipment use has compacted sub-soil.
- F. The Contractor shall not make grade changes which cause water to flow onto adjacent lands.

#### 3.02 PLACING TOPSOIL

- A. The Contractor shall place topsoil in areas where seeding, sodding and planting is to be performed. He shall place from the following minimum depths, up to finished grade elevations:
  - 1. 6 inches for seeded areas
  - 2. 4-1/2 inches for sodded areas

- 3. 24 inches for shrub beds
- 4. 18 inches for flower beds
  
- B. The Contractor shall use topsoil in a dry state as determined by the Engineer. He shall place the material during dry weather.
  
- C. The Contractor shall use fine grade topsoil eliminating rough and low areas to ensure positive drainage. He shall maintain levels, profiles and contours of the sub-grades.
  
- D. The Contractor shall remove stone, roots, grass, weeds, debris, and other organics or foreign material while spreading the material.
  
- E. The Contractor shall manually spread topsoil around trees, plants and structures to prevent damage which may be caused by grading equipment.
  
- F. The Contractor shall lightly compact and place the topsoil.

**3.03 SURPLUS MATERIAL**

- A. The Contractor shall remove surplus sub-soil and topsoil from site at his expense.
  
- B. The Contractor shall leave stockpile areas and entire job site clean and raked, ready for landscaping operations.

**END OF SECTION**

## **SECTION 02276 TEMPORARY EROSION AND SEDIMENTATION CONTROL**

### **PART 1 GENERAL**

#### **1.01 DESCRIPTION**

- A. The work specified in this Section consists of the design, provision, maintenance and removal of temporary erosion and sedimentation controls as necessary.
- B. Temporary erosion controls include, but are not limited to: grassing, mulching, netting, watering, and the reseeded of on-site surfaces and spoil and borrow area surfaces, interceptor ditches at ends of berms and other such work at those locations which will ensure that erosion during construction will be either eliminated or maintained within acceptable limits as established by the Owner/Engineer.
- C. Temporary sedimentation controls include, but are not limited to: silt dams, traps, barriers, and appurtenances at the foot of sloped surfaces which shall ensure that sedimentation pollution will be either eliminated or maintained within acceptable limits as established by the Owner/Engineer.
- D. The Contractor is responsible for providing effective temporary erosion and sediment control measures during construction or until final controls become effective.

#### **1.02 REFERENCE DOCUMENTS**

- A. Florida Building Code.
- B. FDEP/COE Dredge and Fill Regulations and/or Permit as applicable.
- C. SWFWMD Permit Regulations and/or Permit as applicable.
- D. Florida Stormwater, Erosion and Sedimentation Control Inspector's Manual.

### **PART 2 PRODUCTS**

#### **2.01 EROSION CONTROL**

- A. Netting - fabricated of material acceptable to the Owner.
- B. Seed and sod.

#### **2.02 SEDIMENTATION CONTROL**

- A. Bales - clean, seed free cereal hay type.
- B. Netting - fabricated of material acceptable to the Owner.
- C. Filter stone - crushed stone conforming to Florida Dept of Transportation specifications.
- D. Concrete block - hollow, non-load-bearing type.
- E. Concrete - exterior grade not less than one inch thick.

**PART 3 EXECUTION**

**3.01 EROSION CONTROL**

- A. Minimum procedures for grassing shall be:
1. Scarify slopes to a depth of not less than six inches and remove large clods, rock, stumps, roots larger than 1/2 inch in diameter and debris.
  2. Sow seed within twenty-four (24) hours after the ground is scarified with either mechanical seed drills or rotary hand seeders.
  3. Apply mulch loosely and to a thickness of between 3/4-inch and 1-1/2 inches.
  4. Apply netting over mulched areas on sloped surfaces.
  5. Roll and water seeded areas in a manner which will encourage sprouting of seeds and growing of grass. Reseed areas which exhibit unsatisfactory growth. Backfill and seed eroded areas.

**3.02 SEDIMENTATION CONTROL**

- A. The Contractor shall install and maintain silt dams, traps, barriers, and appurtenances as shown on the approved descriptions and working drawings. Deteriorated hay bales and dislodged filter stone shall be replaced by the Contractor at his expense.

**3.03 PERFORMANCE**

- A. The Contractor, at his own expense, shall immediately take whatever steps are necessary to correct any deficiencies of the temporary erosion and sediment control measures employed if they fail to produce results or do not comply with the requirements of the State of Florida or any other federal, governmental or regulatory agency.

**END OF SECTION**

## SECTION 02485 SEEDING AND SODDING

### PART 1 GENERAL

#### 1.01 SCOPE OF WORK

- A. The Contractor shall furnish all labor, materials and equipment necessary to satisfactorily return all construction areas to their original conditions or better.
- B. Work shall include furnishing and placing seed or sod, fertilizing, planting, watering and maintenance until acceptance by Engineer/Owner.

#### 1.02 RELATED WORK NOT INCLUDED

Excavation, filling and grading required to establish elevation shown on the Drawings are included under other sections of these Specifications.

#### 1.03 QUALITY ASSURANCE

- A. It is the intent of this Specification that the Contractor is obliged to deliver a satisfactory stand of grass as specified. If necessary, the Contractor shall repeat any or all of the work, including grading, fertilizing, watering and seeding or sodding at no additional cost to the Owner until a satisfactory stand is obtained. For purposes of grassing, a satisfactory stand of grass is herein defined as a full lawn cover over areas to be sodded or seeded, with grass free of weeds, alive and growing, leaving no bare spots larger than 3/4 square yard within a radius of 8 feet.
- B. All previously grassed areas where pipelines are laid shall be sodded. All sodding and grassing shall be installed in accordance with these Specifications or as directed by the Engineer.

### PART 2 PRODUCTS

#### 2.01 MATERIALS

- A. Fertilizer: The fertilizer shall be of the slow-release type meeting the following minimum requirements: 12 percent nitrogen, 8 percent phosphorus, 8 percent potassium; 40 percent other available materials derived from organic sources. At least 50 percent of the phosphoric acid shall be from normal super phosphate or an equivalent source which will provide a minimum of two units of sulfur. The amount of sulfur shall be indicated on the quantitative analysis card attached to each bag or other container. Fertilizer shall be uniform in composition, dry and free flowing delivered to sites in original unopened containers bearing manufacturer's statement or guarantee.
- B. Seeding/Grassing: The Contractor shall grass all unpaved areas disturbed during construction which do not require sod. All grassing shall be completed in conformance with FDOT Specifications, Sections 570 and 981. The grassed areas shall be mulched and fertilized in accordance with FDOT Specifications, except that no additional payment will be made for mulching, fertilizing and/or watering.
- C. Sodding: Sod shall be provided as required on the construction drawings or at locations as directed by the Engineer in accordance with Florida Department of Transportation, Specifications Section 575 and 981. The Contractor shall furnish bahia grass sod or match existing sod. Placement and watering requirements shall be in accordance with FDOT Specifications Section 575, except that no additional payment will be made for placement and/or watering. This cost shall be included in the Contract price bid for sodding.
- D. Topsoil: Topsoil stockpiled during excavation may be used as necessary. If additional topsoil is required to replace topsoil removed during construction, it shall be obtained off site at no

additional cost to the Owner. Topsoil shall be fertile, natural surface soil, capable of producing all trees, plants and grassing specified herein.

- E. Water: It is the Contractor's responsibility to supply all water to the site, as required during seeding and sodding operations and through the maintenance period and until the work is accepted. The Contractor shall make whatever arrangements that may be necessary to ensure an adequate supply of water to meet the needs for his work. He shall also furnish all necessary hose, equipment, attachments and accessories for the adequate irrigation of lawns and planted areas as may be required. Water shall be suitable for irrigation and free from ingredients harmful to plant life.

## **PART 3 EXECUTION**

### **3.01 INSTALLATION**

- A. When the trench backfill has stabilized sufficiently, the Contractor shall commence work on lawns and grassed areas, including fine grading as necessary and as directed by the Engineer.
- B. Finish Grading: Areas to be seeded or sodded shall be finish graded, raked, and debris removed. Soft spots and uneven grades shall be eliminated. The Engineer shall approve the finish grade of all areas to be seeded or sodded prior to seed or sod application.
- C. Protection: Seeded and sodded areas shall be protected against traffic or other use by placing warning signs or erecting barricades as necessary. Any areas damaged prior to acceptance by the Owner shall be repaired by the Contractor as directed by the Engineer.

### **3.02 CLEANUP**

Soil or similar materials spilled onto paved areas shall be removed promptly, keeping those areas as clean as possible at all times. Upon completion of seeding and sodding operations, all excess soil, stones and debris remaining shall be removed from the construction areas.

### **3.03 LANDSCAPE MAINTENANCE**

- A. Any existing landscape items damaged or altered during construction by the Contractor shall be restored or replaced as directed by the Engineer.
- B. Maintain landscape work for a period of 90 days immediately following complete installation of work or until Owner accepts project. Watering, weeding, cultivating, restoration of grade, mowing and trimming, protection from insects and diseases, fertilizing and similar operations as needed to ensure normal growth and good health for live plant material shall be included at no additional cost to the Owner.

### **3.04 REPAIRS TO LAWN AREAS DISTURBED BY CONTRACTOR'S OPERATORS**

Lawn areas planted under this Contract and all lawn areas damaged by the Contractor's operation shall be repaired at once by proper soil preparation, fertilizing and sodding, in accordance with these Specifications.

**END OF SECTION**

## SECTION 02617 INSTALLATION AND TESTING OF PRESSURE PIPE

### PART 1 GENERAL

#### 1.01 INSTALLING PIPE AND FITTINGS

- A. The Contractor shall install all pipe in accordance with the recommendations of the pipe manufacturer and as specified herein.
- B. The Contractor shall take care in handling, storage and installation of pipe and fittings to prevent injury to the pipe or coatings. All pipe and fittings shall be examined before installation and pipe which is deemed to be defective by the Owner/Engineer shall not be installed.
- C. The Contractor shall thoroughly clean and keep thoroughly clean, all pipe and fittings prior to during and after installation.
- D. The Contractor shall lay the pipe to the lines and grades shown on the Contract Drawings with bedding and backfill as shown on the Drawings or called out in the Contract Documents. Blocking under the pipe shall not be permitted except through casing sleeves.
- E. The Contractor shall keep the open ends of all pipe closed with a tightly fitting plug when installation is not in progress or the potential exists for dirt or debris to enter the pipe.
- F. The pipe or accessories shall not be dropped into the trench under any circumstances.
- G. The Contractor shall construct all water mains pursuant to the provisions of "Recommended Standards for Water Works", Part 8, incorporated by reference in Rule 17-555.330(3), F.A.C.

#### 1.02 PROCEDURE FOR TESTING WATER LINES, FORCE MAINS AND RECLAIMED WATER LINES

- A. A 48-hour notice is needed prior to testing. A letter stating the reasons testing should be scheduled ahead of other jobs must accompany all emergency testing requests.
- B. Engineer and Contractor must be present for all testing, except for testing tapping valves and sleeves.
- C. All pressure pipe lines shall remain undisturbed for 24 hours to develop complete strength at all joints. All pipe lines shall be subjected to a hydrostatic pressure test for two (2) hours at full working pressure, but not less than 180 psi for water/reclaimed (150 psi for force main). Maximum length of pipe to be tested at one time is 2,600 feet. If line is longer than 2,600 feet and cannot be sectioned in 2,600 feet (max.) lengths, the allowable leakage will be figured at 2,600 feet.
- D. Allowable leakage shall be determined by AWWA C600 table for hydrostatic tests. Leakage shall be defined as the quantity of water that must be supplied into the newly laid pipe, or any valved section thereof; to maintain the test pressure after the air in the pipe line has been expelled and the pipe has been filled with water.
- E. All digging on the job site in the right-of-way must be completed before any testing of water or sewer. Any digging or boring across water or sewer lines after they have been tested may result in a retest of the lines at the County's request.
- F. If any revisions or changes are made after initial testing, lines will be re-tested at the County's request.
- G. Disconnect water supply during test.

- H. All force mains will be tested from the valves in the valve vault at the lift station to the point of connection whether it be against a valve on another force main or into a manhole.
- I. All services to be aboveground during test. The services should be the correct length so they will be one (1) foot inside right-of-way line.
- J. All fire hydrant gate valves to be open during test.
- K. All visible leaks are to be repaired, regardless of the amount of leakage.
- L. Check gauge pressure periodically during test. If test pressure drops to 175 psi for water/reclaimed lines or to 145 psi for force mains during test, the line must be repumped back to 180 psi for water/reclaimed (150 psi force mains) and the amount of leakage measured. The test will continue on with the remaining time left. At the end of the test, the line must be repumped again back to 180 psi (150 psi for force main) and the amount of leakage measured and added to any previous leakage determined earlier in the test.
- M. After the line passes the test, the pressure will be blown off from the opposite end of line from the gauge location. Fire hydrants, services and end-of-line blow offs will be opened to demonstrate they were on line during the test.
- N. At end of test, the test gauge must return to zero. The pressure gauge must read 0 psi to a maximum of 300 psi in 5 psi increments.
- O. The section of line being tested must be identified on the charge sheet. The length and size of pipe, the exact area being tested and the valves being tested against, must be identified. Use Station numbers if available.
- P. A punch list must be made at the end of all tests.
- Q. A copy of the charge sheet will be given to the Engineer and the Contractor at the end of the test.

**1.03 INSPECTION/TESTING PROCEDURE COVERING BORED PIPE LINES OR CASING AND CONDUITS INSTALLED ACROSS PREVIOUSLY TESTED AND/OR COUNTY ACCEPTED WATER AND SEWER PIPE WITHIN DEVELOPMENT PROJECTS UNDER ACTIVE CONSTRUCTION**

- A. Prior to testing water and sewer lines, every effort will be made to install sleeves for underground utilities that will cross these water and sewer lines or services.
- B. Where it has not been possible to pre-install sleeves prior to testing and bores or conduits are required, it is the responsibility of the utility company and/or their Contractor performing the work to provide Manatee County Utility Operations Department or the Engineer of Record with accurate horizontal and vertical as-built information of the sleeves, bores and conduits installed by said utility company. This applies to all bores and conduits crossing water and sewer lines.
- C. Procedures to be followed for installation of conduits, pipe lines and bores that will cross, or be closer than 5'-0" horizontally and 18 inches vertically to, previously tested water and sewer lines that are still under the ownership of the developer/contractor.
  - 1. Notify the owner and obtain the best as-built information available. Allow sufficient time for the owner to field locate the existing pipe lines.
  - 2. Submit drawings of proposed location to the Owner and Manatee County Utility Operations Dept. Utility Locations Section for review.
  - 3. Obtain a County Right-of-Way Use Permit if the work area is within a dedicated area of



- right-of-way.
4. Perform installation in the presence of a County representative. Call (941) 792-8811, ext. 5061 or ext. 5069 with at least two (2) working days notice.
  5. Submit two (2) copies of as-built information to the Owner to incorporate into the record drawings to be submitted to the County.
  6. Failure to follow steps 2) thru 5) will result in additional charges for retesting the previously tested water and sewer lines.
- D. Procedures to be followed for installation of conduits, pipe lines and bores crossing or closer than 5'-0" horizontally and 18 inches vertically to previously tested water and sewer lines that have been previously accepted by Manatee County:
1. Obtain record drawing information from the County.
  2. If roadway has been dedicated to Manatee County, obtain Right-of-Way Use Permit and copy the Project Management Department Locations Section with proposed location drawing.
  3. Follow procedures in "Sunshine State One-Call", paying special attention to the requirements of Section VII.
- E. Should water or sewer lines be damaged during the bore pipe line or casing installation, the cost of any repairs and retesting will be paid for by the utility company that installed the bore. The actual clearance between a bored casing crossing a water or sewer pipe should not be less than 18 inches.

**END OF SECTION**

## SECTION 02720 SANITARY SEWER BYPASS PUMPING

### PART 1 GENERAL

#### 1.01 SCOPE

The Contractor shall furnish all labor, materials, equipment and incidentals required to maintain existing and anticipated flows within the affected portion of the collection system throughout the construction period.

#### 1.02 PUBLIC IMPACTS

The contractor shall not create a public nuisance due to excessive noise or dust, nor impact the public with flooding of adjacent lands, discharge of raw sewage, or release of other potential hazards, nor shall he encroach on or limit access to adjacent lands. No extra charge may be made for increased costs to the contractor due to any of the above.

#### 1.03 SUBMITTALS

- A. The Contractor shall, within 30 days of the date of the Notice to Proceed, submit to the Project Manager a detailed Pumping Plan for each site by-pass pumping will be needed. The Pumping Plan shall address all measures and systems to prevent a sanitary sewer overflow (SSO) as defined by the EPA. The Plan shall include as a minimum:
1. Working drawings and sketches showing work location, pump location, piping layout & routing. Show all proposed encroachment and access impacts on adjacent properties or facilities.
  2. Pump, control, alarm and pipe specifications or catalog cuts. Detailed sketch of controls and alarm system.
  3. Power requirements and details on methods to provide by-pass power or fueling.
  4. Calculation and determination of response times to prevent an SSO after a high water alarm. If anticipated peak flows are 750 G.P.M. or greater, an operator is required on site at all times pump is in service. If the anticipated peak flows are less than 750 G.P.M. an operator may not be required to be on site at all times; show operator on-site schedule.
  5. Procedures to be taken in case of power, pump, or piping failures; including contact names and numbers for emergency notifications.
  6. Frequency and specific responsibility for monitoring pump operation, fuel levels, pump maintenance and entire length of piping.

### PART 2 PRODUCTS

#### 2.01 EQUIPMENT

- A. Pumps:
1. By-pass pumping system shall consist of at least a primary pump and a backup pump. Each pump shall have a minimum pumping capacity of 150% of the anticipated peak flows. If a lift station by-pass, 150% of the lift station capacity (G.P.M. & T.D.H) for the lift station being by-passed.
  2. Pumps shall be low noise or sound attenuated. The noise level at any operating condition, in any direction, shall not exceed 70dBA at a distance of twenty three (23) feet (7 meters) from the pump and/or power source.
- B. Controls:  
The by-pass pump system shall be equipped with automatic controls and an alarm system. The automatic controls will automatically start the backup pump in the event of a high water condition

or failure of the primary pump. The alarm system will immediately notify the Contractor of a pump failure or high water condition.

C. Pipe:

Pipe shall be of adequate size and capacity to match the pumps. Pipe type and materials will depend on the particulars of the site conditions, and shall be detailed in the Pumping Plan. Contractor will provide all connections.

**PART 3 EXECUTION**

**3.01 SITE CONDITIONS**

Site conditions will vary by site. Contractor is responsible to determine and address requirements such as traffic control, excavation, connections & fittings, impacts on access to adjacent properties, routing and support of by-pass piping, etc., in the Pumping Plan.

**3.02 ON-SITE MONITORING**

- A. All by-pass operations where the anticipated flow rates are 750 G.P.M or greater shall require an employee on-site at all times (full-time on-site monitoring attended by personnel experienced with the pumps and controls, with demonstrated ability to monitor, turn on & off, and switch between pumps while the by-pass pump system is in service.
- B. By-pass operations where the anticipated flow rates are less than 750 G.P.M may not require an employee on-site at all times while the by-pass pump system is in operation. The Contractor shall have personnel experienced with the pumps and controls on site within the calculated response time to prevent an SSO after a high water alarm.
- C. During by-pass operations, the Contractor shall have posted on site with the permit, a copy of the approved Plan and the name and 24 hour contact number of the primary response person, the job site superintendent, and the construction company owner.

**3.03 OPERATIONS**

- A. The Contractor is responsible for securing and providing power, fuel, site security, traffic control and all other supplies, materials and permits required for the by-pass pumping.
- B. Contractor shall demonstrate automatic pump switching and alarm system to the satisfaction of: the County inspector, Project Manager, or Lift Stations Superintendent prior to beginning by-pass pumping. Satisfactory demonstration shall be documented by the inspector's, PM's or Lift Station Superintendent's dated signature on the posted copy of the approved Pumping Plan.

**3.04 DAMAGE RESTORATION & REMEDIATION**

- A. The Contractor shall be responsible for any pre-pump notifications, all restoration of pre-pump conditions and any damage caused by by-pass operations.
- B. Should there be an SSO caused by or as a direct result of the by-pass pumping, the contractor is responsible for all immediate & long term response, notifications, clean up, mitigation, etc. Copies of all written response plans, notifications, documentation, mitigation plans, etc., shall be submitted to the County Project Manager.

**END OF SECTION**

## SECTION 02999 MISCELLANEOUS WORK AND CLEANUP

### PART 1 GENERAL

#### 1.01 SCOPE OF WORK

- A. This Section includes items and operations which are not specified in detail as separate items, but may be sufficiently described as to the kind and extent of work involved. The Contractor shall furnish all labor, materials, equipment and incidentals necessary to complete all work under this Section.
- B. The work of this Section may include, but is not limited to the following:
1. Restoration of roads, sidewalks, driveways, curbing and gutters, fences, guardrails, lawns, shrubbery and any other existing items damaged or destroyed.
  2. Crossing utilities.
  3. Relocation of existing water, reclaim water, or sewer lines less than four inches diameter, water and sanitary sewer services, low pressure gas lines, telephone lines, electric lines, cable TV lines as shown on the Contract Drawings.
  4. Restoring easements (servitudes) and rights-of-way.
  5. Clean up.
  6. Incidental work (project photographs, testing, shop drawings, traffic control, record drawings, etc.).
  7. Excavation and Embankment - As defined in the Florida Department of Transportation Standard Specifications for Road and Bridge Construction (1991 Edition or latest revision).
  8. Stormwater and erosion control devices.

#### 1.02 SUBMITTAL OF LUMP SUM BREAKDOWN

Contractor shall submit to the Owner/Engineer, a breakdown of the lump sum bid for Miscellaneous Work and Cleanup Item in the Proposal within 10 days after date of Notice to Proceed.

#### 1.03 WORK SPECIFIED UNDER OTHER SECTIONS

All work shall be completed in a workmanlike manner by competent workmen in full compliance with all applicable sections of the Contract Documents.

### PART 2 PRODUCTS

#### 2.01 MATERIALS

Materials required for this Section shall equal or exceed materials that are to be restored. The Contractor may remove and replace or reuse existing materials with the exception of paving.

### PART 3 EXECUTION

#### 3.01 RESTORING OF SIDEWALKS, ROADS, CURBING, FENCES AND GUARDRAILS

- A. The Contractor shall protect existing sidewalks & curbing. If necessary, sidewalks & curbing shall be removed from joint to joint and replaced after backfilling. Curbing damaged during construction because of the Contractor's negligence or convenience, shall be replaced with sidewalks & curbing of equal quality and dimension at no cost to the Owner.
- B. At the locations necessary for the Contractor to remove, store and replace existing fences and guardrails during construction, the sections removed shall be only at the direction of the

Engineer. If any section of fence is damaged due to the Contractor's negligence, it shall be replaced at no cost to the Owner with fencing equal to or better than that damaged and the work shall be satisfactory to the Engineer.

- C. Guardrails in the vicinity of the work shall be protected from damage by the Contractor. Damaged guardrails shall be replaced in a condition equal to those existing
- D. Road crossings shall be restored in accordance with the Contract Documents and current FDOT Standards. Compensation for road restoration shall be included under the Road Restoration Bid Item if specified or under Miscellaneous Cleanup if it is not specified.

### **3.02 CROSSING UTILITIES**

This item shall include any extra work required in crossing culverts, water courses, drains, water mains and other utilities, including all sheeting and bracing, extra excavation and backfill, or any other work required or implied for the proposed crossing, whether or not shown on the Drawings.

### **3.03 RELOCATIONS OF EXISTING GAS LINES, TELEPHONE LINES, ELECTRIC LINES AND CABLE TV LINES**

The Contractor shall notify the proper utility involved when relocation of these utility lines is required. The Contractor shall coordinate all relocation work by the utility so that construction shall not be hindered.

### **3.04 RESTORING THE EASEMENTS AND RIGHTS-OF-WAY**

The Contractor shall be responsible for all damage to private property due to his operations. He shall protect from injury all walls, fences, cultivated shrubbery, pavement, underground facilities, including water, sewer and reclaimed water lines and services, or other utilities which may be encountered along the easement. If removal and replacement is required, it shall be done in a workmanlike manner, at his expense, so that the replacement are equivalent to that which existed prior to construction.

### **3.05 STORMWATER AND EROSION CONTROL DEVICES**

The Contractor shall be responsible for, provide, and install all stormwater and erosion control devices necessary to insure satisfactory compliance with the Florida Department of Environmental Protection Stormwater, Erosion, and Sedimentation Control Inspector's Manual.

**END OF SECTION**

## DIVISION 3 CONCRETE

### SECTION 03200 CONCRETE REINFORCEMENT

#### PART 1 GENERAL

##### 1.01 WORK INCLUDED

- A. Reinforcing steel bars and welded steel wire fabric for cast-in-place concrete, complete with tie wire.
- B. Support chairs, bolsters, bar supports and spacers, for reinforcing.

##### 1.02 QUALITY ASSURANCE

Perform concrete reinforcing work in accordance with ACI 318 unless specified otherwise in this Section.

##### 1.03 REFERENCES

- A. ACI 318 - Building Code Requirements for Reinforced Concrete.
- B. ASTM A185 - Welded Steel Wire Fabric for Concrete Reinforcement.
- C. ASTM A615 - Deformed and Plain Billet Steel Bars for Concrete Reinforcement.
- D. CRSI 63 - Recommended practice for placing reinforcing bars.
- E. CRSI 65 - Recommended practice for placing bar supports, specifications and nomenclature.
- F. ACI 315 - American Concrete Institute - Manual of Standard Practice.

##### 1.04 SHOP DRAWINGS

- A. Submit shop drawings in accordance with Contract Documents.
- B. Indicate bar sizes, spacings, locations and quantities of reinforcing steel and wire fabric, bending and cutting schedules and supporting and spacing devices.
- C. Manufacturer's Literature: Manufacturer's specifications and installation instructions for splice devices.

#### PART 2 PRODUCTS

##### 2.01 REINFORCING

- A. Reinforcing steel: Grade 60, Minimum Yield Strength 60,000 psi, deformed billet steel bars, ASTM A615; plain finish.
- B. Welded steel wire fabric: Deformed wire, ASTM A497; smooth wire ASTM A185 in flat sheets; plain finish.

##### 2.02 ACCESSORY MATERIALS

- A. Tie wire: Minimum 16 gauge annealed type, or patented system accepted by Engineer.
- B. Chairs, bolsters, bar supports, spacers: Sized and shaped for strength and support of reinforcing during construction conditions.

- C. Special chairs, bolsters, bar supports, spacers (where adjacent to architectural concrete surfaces): Stainless steel type sized and shaped as required.

## **2.03 FABRICATION**

- A. Fabricate concrete reinforcing in accordance with ACI 315.
- B. Locate reinforcing splices, not indicated on Drawings, at points of minimum stress. Location of splices shall be reviewed by Engineer.
- C. Where indicated, weld reinforcing bars in accordance with AWS D12.1.

## **PART 3 EXECUTION**

### **3.01 PLACEMENT**

- A. Reinforcing shall be supported and secured against displacement. Do not deviate from true alignment.
- B. Before placing concrete, ensure reinforcing is clean, free of loose scale, dirt, or other foreign coatings which would reduce bond to concrete.

### **3.02 QUALITY ASSURANCE**

- A. Acceptable Manufacturers: Regularly engaged in manufacture of steel bar and welded wire fabric reinforcing.
- B. Installer Qualifications: Three years experience in installation of steel bar and welded wire fabric reinforcing.
- C. Allowable Tolerances:
  - 1. Fabrication:
    - a. Sheared length: +1 in.
    - b. Depth of truss bars: +0, -1/2 in.
    - c. Stirrups, ties and spirals:  $\pm 1/4$  in.
    - d. All other bends:  $\pm 1$  in.
  - 2. Placement:
    - a. Concrete cover to form surfaces:  $\pm 1/4$  in.
    - b. Minimum spacing between bars: 1 in.
    - c. Top bars in slabs and beams:
      - (1) Members 8 in. deep or less:  $\pm 1/4$  in.
      - (2) Members more than 8 in.:  $\pm 1/2$  in.
    - d. Crosswise of members: Spaced evenly within 2 in. of stated separation.
    - e. Lengthwise of members: Plus or minus 2 in.
  - 3. Maximum bar movement to avoid interference with other reinforcing steel, conduits, or embedded items: 1 bar diameter.

### **3.04 PRODUCT DELIVERY, STORAGE AND HANDLING**

- A. Deliver reinforcement to project site in bundles marked with metal tags indicating bar size and length.
- B. Handle and store materials to prevent contamination.

**INSTALLATION**

- A. Placement:
1. Bar Supports: CRSI 65.
  2. Reinforcing Bars: CRSI 63.
- B. Steel Adjustment:
1. Move within allowable tolerances to avoid interference with other reinforcing steel, conduits, or embedded items.
  2. Do not move bars beyond allowable tolerances without concurrence of Engineer.
  3. Do not heat, bend, or cut bars without concurrence of Engineer.
- C. Splices:
1. Lap splices: Tie securely with wire to prevent displacement of splices during placement of concrete.
  2. Splice devices: Install in accordance with manufacturer's written instructions.
  3. Do not splice bars without concurrency of Engineer, except at locations shown on Drawings.
- D. Wire Fabric:
1. Install in longest practicable length.
  2. Lap adjoining pieces one full mesh minimum, and lay splices with 16 gauge wire.
  3. Do not make end laps midway between supporting beams, or directly over beams of continuous structures.
  4. Offset end laps in adjacent widths to prevent continuous laps.
- E. Cleaning: Remove dirt, grease, oil, loose mill scale, excessive rust, and foreign matter that will reduce bond with concrete.
- F. Protection During Concreting: Keep reinforcing steel in proper position during concrete placement.

**END OF SECTION**



## SECTION 03300 CAST-IN-PLACE CONCRETE

### PART 1 GENERAL

#### 1.01 WORK INCLUDED

Poured-in-place concrete slabs, thrust blocks, pile caps and pipe support cradles.

#### 1.02 QUALITY ASSURANCE

Perform cast-in-place concrete work in accordance with ACI 318, unless specified otherwise in this Section.

#### 1.03 TESTING LABORATORY SERVICES

- A. Inspection and testing will be performed by the testing laboratory currently under contract to Manatee County in accordance with the Contract Documents.
- B. Provide free access to work and cooperate with appointed firm.
- C. Submit proposed mix design of each class of concrete to inspection and testing firm for review prior to commencement of work.
- D. Tests of cement and aggregates may be performed to ensure conformance with requirements stated herein.
- E. Three concrete test cylinders will be taken for every 100 cu. yds. or part thereof of each class of concrete placed each day. Smaller pours shall have cylinders taken as directed by the Engineer.
- F. One slump test will be taken for each set of test cylinders taken.

#### 1.04 REFERENCES

- A. ASTM C33 - Concrete Aggregates
- B. ASTM C150 - Portland Cement
- C. ACI 318 - Building Code Requirements for Reinforced Concrete
- D. ASTM C260 - Air Entraining Admixtures for Concrete
- E. ASTM C94 - Ready-Mixed Concrete
- F. ACI 304 - Recommended Practice for Measuring, Mixing, Transporting and Placing Concrete
- G. ACI 305 - Recommended Practice for Hot Weather Concreting

### PART 2 PRODUCTS

#### 2.01 CONCRETE MATERIALS

- A. Cement: Moderate-Type II, High early strength-Type III, Portland type, ASTM C150.
- B. Fine and Coarse Aggregates: ASTM C33.

- C. Water: Clean and free from injurious amounts of oil, alkali, organic matter, or other deleterious material.

## **2.02 ADMIXTURES**

- A. Air Entrainment: ASTM C260.
- B. Chemical: ASTM C494 Type A - water reducing admixture.

## **2.03 ACCEPTABLE MANUFACTURERS**

Acceptable Products:

1. Pozzolith
2. WRDA

## **2.04 ACCESSORIES**

Non-shrink grout: Premixed compound consisting of non-metallic aggregate, cement, water reducing and plasticizing agents; capable of developing minimum compressive strength of 2400 psi in 2 days and 7000 psi in 28 days.

## **2.05 CONCRETE MIXES**

- A. Mix concrete in accordance with ASTM C94.
- B. Provide concrete of following strength:
  1. Required concrete strengths as determined by 28 day cylinders shall be as shown on the Drawings, but shall not be less than 3000 psi.
  2. Select proportions for normal weight concrete in accordance with ACI 301 3.8 Method 1, Method 2, or Method 3. Add air entraining agent to concrete to entrain air as indicated in ACI 301 Table 3.4.1.
  3. All mixes shall be in accordance with FDOT Specifications.
- C. Use set-retarding admixtures during hot weather only when accepted by Engineer.
- D. Add air entraining agent to concrete mix for concrete work exposed to exterior.

## **2.06 FORMS**

- A. Forms shall be used for all concrete masonry, including footings. Form shall be so constructed and placed that the resulting concrete will be of the shape, lines, dimensions, appearance and to the elevations indicated on the Drawings.
- B. Forms shall be made of wood, metal, or other approved material. Wood forms shall be constructed of sound lumber or plywood of suitable dimensions, free from knotholes and loose knots; where used for expose surfaces, boards shall be dressed and matched. Plywood shall be sanded smooth and fitted with tight joints between panels. Metal forms shall be of an approved type for the class of work involved and of the thickness and design required for rigid construction.
- C. Edges of all form panels in contact with concrete shall be flush within 1/32-inch and forms for plane surfaces shall be such that the concrete will be plane within 1/16-inch in four feet. Forms shall be tight to prevent the passage of mortar and water and grout.

- D. Forms for walls shall have removable panels at the bottom for cleaning, inspection and scrubbing-in of bonding paste. Forms for walls of considerable height shall be arranged with tremies and hoppers for placing concrete in a manner that will prevent segregation and accumulation of hardened concrete on the forms or reinforcement above the fresh concrete.
- E. Molding or bevels shall be placed to produce a 3/4-inch chamfer on all exposed projecting corners, unless otherwise shown on the Drawings. Similar chamfer strips shall be provided at horizontal and vertical extremities of all wall placements to produce "clean" separation between successive placements as called for on the Plans.
- F. Forms shall be sufficiently rigid to withstand vibration, to prevent displacement or sagging between supports and constructed so the concrete will not be damaged by their removal. The Contractor shall be entirely responsible for their adequacy.
- G. Forms, including new pre-oiled forms, shall be oiled before reinforcement is placed, with an approved nonstaining oil or liquid form coating having a non-paraffin base.
- H. Before form material is re-used, all surfaces in contact with concrete shall be thoroughly cleaned, all damaged places repaired, all projecting nails withdrawn, all protrusions smoothed and in the case of wood forms pre-oiled.
- I. Form ties encased in concrete shall be designed so that after removal of the projecting part, no metal shall be within 1-inch of the face of the concrete. That part of the tie to be removed shall be at least 1/2-inch diameter or be provided with a wood or metal cone at least 1/2-inch in diameter and 1-inch long. Form ties in concrete exposed to view shall be the cone-washer type equal to the Richmond "Tyscru". Throughbolts or common wire shall not be used for form ties.

## **PART 3 EXECUTION**

### **3.01 PLACING CONCRETE**

- A. Place concrete in accordance with ACI 304.
- B. Notify Engineer minimum 24 hours prior to commencement of concreting operations.
- C. Verify anchors, seats, plates and other items to be cast into concrete are placed, held securely and will not cause hardship in placing concrete. Rectify same and proceed with work.
- D. Maintain records of poured concrete items. Record date, location of pour, quantity, air temperature and test samples taken.
- E. Ensure reinforcement, inserts, embedded parts, formed expansion and contraction joints are not disturbed during concrete placement.
- F. Prepare previously placed concrete by cleaning with steel brush and applying bonding agent. Apply bonding agent in accordance with manufacturer's recommendations.
- G. Pour concrete continuously between predetermined construction and control joints. Do not break or interrupt successive pours such that cold joints occur.
- H. In locations where new concrete is dowelled to existing work, drill holes in existing concrete, insert steel dowels and pack solidly with non-shrink grout.
- I. Excessive honeycomb or embedded debris in concrete is not acceptable. Notify Engineer upon discovery.
- J. Conform to ACI 305 when concreting during hot weather.

### **3.02 SCREEDING**

Screed surfaces level, maintaining flatness within a maximum deviation of 1/8" in 10 feet.

### **3.03 PATCHING**

Allow Engineer to inspect concrete surfaces immediately upon removal of forms. Patch imperfections as directed. All patching procedures shall be submitted to and approved by the Engineer prior to use.

### **3.04 DEFECTIVE CONCRETE**

- A. Modify or replace concrete not conforming to required lines, details and elevations.
- B. Repair or replace concrete not properly placed resulting in excessive honeycomb and other defects. Do not patch, fill, touch-up, repair, or replace exposed architectural concrete except upon express direction of Engineer for each individual area.

### **3.05 CONCRETE FINISHING**

Provide concrete surfaces to be left exposed, columns, beams and joists with smooth rubbed finish.

### **3.06 CURING AND PROTECTION**

Beginning immediately after placement, protect concrete from premature drying, excessively hot or cold temperatures and mechanical injury. Maintain concrete with minimal moisture loss at relatively constant temperature for a period of 7 days or until concrete strengths reaches 75% of the 28 day design strength.

Protection against moisture loss may be obtained with spray on curing compounds or plastic sheets. Protection against heat or cold may be obtained with insulated curing blankets or forms.

### **3.07 CONCRETE DRIVEWAY RESTORATION**

Concrete driveways shall be restored with 6 inches of 3,000 psi concrete with W2.5 X W2.5, 6X6 wire mesh. Place ½ inch expansion joint between back of curb and new concrete. Area beneath restoration shall be mechanically tamped prior to placing concrete.

### **3.08 CONCRETE SIDEWALK RESTORATION**

Concrete sidewalks across driveways shall be restored with 6 inches of 3,000 psi concrete with W2.5 X W2.5, 6X6 wire mesh. Place ½ inch expansion joint between back of curb and new concrete. Area beneath restoration shall be mechanically tamped prior to placing concrete.

Concrete sidewalks outside of driveways shall be restored with 4 inches of 3,000 psi concrete per FDOT Design Standards, Sections 522 & 310

**END OF SECTION**

## SECTION 03410 PRECAST CONCRETE STRUCTURES

### PART 1 GENERAL

#### 1.01 SCOPE OF WORK

- A. The Contractor shall furnish all materials, labor and equipment and construct valve vaults, meter vaults, concrete pipe and accessory items, consisting of precast sections as shown on the Drawings and as specified herein.
- B. The forms, dimensions, concrete and construction methods shall be approved by the Engineer in advance of construction.
- C. These Specifications are intended to give a general description of what is required, but do not purport to cover all of the structural design details which will vary in accordance with the requirements of the plans. It is, however, intended to cover the furnishing, shop testing, delivery and complete installation of all precast structures whether specifically mentioned in these Specifications or not.
- D. The supplier of the precast items shall coordinate his work with that of the Contractor to insure that the units will be delivered and installed in the excavation provided by the Contractor, in accordance with the Contractor's construction schedule.
- E. The Contractor will ensure coordination of the precast structures fabrication with the supplier to achieve the proper structural top slab openings, spacings and related dimensions for the selected equipment frames and covers. The top slabs, frames, covers, and subsurface structures outside of roadways shall be capable of live load of 300 pounds per square foot unless noted otherwise.
- F. All interior surfaces of valve vaults and meter vaults shall be painted with two coats of coal tar epoxy paint dry film thickness of 8 mils each coat, as approved by the Engineer.

#### 1.02 SUBMITTALS

- A. Submit to the Engineer in accordance with the Contract Documents, shop drawings showing details of construction, reinforcing, and joints.
- B. Shop Drawings
  - 1. Content
    - a. Dimensions and finishes.
    - b. Estimated camber.
    - c. Reinforcing and connection details.
    - d. Lifting and erection inserts.
    - e. Other items cast into members.
  - 2. Show location of unit by same identification mark placed on member.
  - 3. Include design calculations.
- C. Manufacturer's Literature: Manufacturer's recommended installation instructions.
- D. Manufacturer's certificates of material conformance with Specifications.
- E. Test Reports: Reports of tests on concrete. A minimum of three compression test cylinders will be required for each pour.

## 1.03 INSPECTION

- A. The quality of all materials, the process of manufacture and the finished sections shall be subject to inspection and approval by the Engineer, or other representatives of the Owner. Such inspection may be made at the place of manufacture, or at the site after delivery, or at both places and the sections shall be subject to rejection at any time due to failure to meet any of the Specification requirements; even though sample sections may have been accepted as satisfactory at the place of manufacture. Sections rejected after delivery to the project site shall be marked for identification and shall be removed from the project site at once. All sections which have been damaged after delivery will be rejected and if already installed, shall be acceptably repaired, if permitted, or removed and replaced entirely at the Contractor's expense.
- B. At the time of inspection, the sections will be carefully examined for compliance with the applicable ASTM designation and these Specifications and with the approved manufacturer's drawings.
1. All sections shall be inspected for general appearance, dimension, "scratch-strength", blisters, cracks, roughness, soundness, etc. The surface shall be dense and close-textured.
  2. All sections shall meet the manufacturing tolerance requirements of ASTM C-478 or the following casting tolerances, whichever are more severe:  
  
Wall Thickness  $\pm 3/8"$   
Inside Diameter  $\pm 3/8"$   
Outside Diameter  $\pm 1/2"$   
Height or Length  $\pm 3/8"$
- C. Imperfections may be repaired, subject to the approval of the Engineer, after demonstration by the manufacturer that strong and permanent repairs result. Repairs shall be carefully inspected before final approval. Cement mortar used for repairs shall have a minimum compressive strength of 4,000 psi at the end of 7 days and 5,000 psi at the end of 28 days, when tested in 3-inch by 6-inch cylinders stored in the standard manner. Epoxy mortar may be utilized for repairs subject to the approval of the Engineer.

## PART 2 PRODUCTS

### 2.01 PRECAST CONCRETE SECTIONS

- A. Joints between precast concrete sections shall be set by plastic shims and filled with non-metallic non-shrink grout as specified in the Contract Documents and shown on the Drawings.
- B. The top slab sections shall be fitted with water tight hatches as specified in the Construction Drawings. The frames and covers will be sized for the openings shown on the Contract Drawings.
- C. The various precast sections shall have the inside dimensions and minimum thickness of concrete as indicated on the Drawings. All precast and cast-in-place concrete members shall conform to the Building Code Requirements for Reinforced Concrete ACI 318 and applicable ASTM Standards.
- D. Fillets shall be provided and installed in the wet wells as shown on the Drawings. They shall be constructed using concrete fill and shall conform to the Contract Documents.
- E. Precast structures shall be constructed to the dimensions as shown on the Drawings and as specified in these Specifications. Flow channels, inverts, and benches in manholes shall be precast, not constructed after installation. Provide a true curve of the largest radius possible for changes in direction of sewer and entering branch or branches.
- F. Type II cement shall be used, typically at a compressive strength of 4,000 psi, except as otherwise approved.

- G. The date of manufacture and the name or trademark of the manufacturer shall be clearly marked on the inside of each precast section.
- H. Sections shall be cured by an approved method and shall not be shipped until at least seven (7) days after having been fabricated.
- I. Each precast section manufactured in accordance with the Drawings shall be clearly marked to indicate the intended installation location. The Contractor shall be responsible for the installation of the correct precast sections in their designated locations.
- J. Wet wells, and manholes receiving flow from lift stations shall be precast with a cast in place PVC protective liner.
  - 1. The prefabricated wet well or manhole liner shall be a non-load bearing component installed and adequately anchored inside a new precast concrete wet well or manhole riser during the concrete casting process at the concrete precaster's manufacturing facility. The liner must be fully supported during the casting process.
  - 2. The liners shall be resistant to the chemical environment normally found in the gravity wastewater transmission systems to which they will be exposed.
  - 3. The liner shall have a warranty against defect in material and workmanship for a period of three years.
  - 4. After assembly and installation, in the field, all internal seams are to be sealed by bonding or welding per the manufacturer's standard method and details.
  - 5. Any repairs or other modifications to the liner, such as patching or sealing PVC sleeves used for pipe penetrations of the structure, shall sealed by bonding or welding per the PVC liner manufacturer's standard methods and details.

## **PART 3 EXECUTION**

### **3.01 INSTALLATION**

- A. The Contractor shall be responsible for handling ground water to provide firm, dry subgrade for the structure, shall prevent water rising on new poured-in-place concrete or grouted joint sections within 24 hours after placing and shall guard against flotation or other damage resulting from ground water or flooding.
- B. A minimum of an 8-inch shell base compacted layer of washed shell or crushed stone shall be placed as a foundation for the wet well base slabs and valve and/or meter vault pits.
- C. Backfill materials around the wet well and above the pipe bedding shall be select material as specified in the Contract Documents.
- D. Precast bases, conforming to all requirements of ASTM C478 and above listed requirements for precast sections, may be used.
- E. The structure shall not be set into the excavation until the installation procedure and excavation have been approved by the Engineer.
- F. The base may be cast-in-place concrete placed on a thoroughly compacted crushed rock subbase. The tops of the cast-in-place bases shall be shaped to mate with the precast barrel section and shall be adjusted in grade so that the top slab section is at the approximately correct elevation.
- G. Precast concrete structure sections shall be set so as to be vertical and with sections in true alignment with a 1/4-inch maximum tolerance to be allowed. The outside and inside joint shall be filled with a non-shrink grout and finished flush with the adjoining surfaces. Allow joints to set for 24 hours before backfilling. Backfilling shall be done in a careful manner, bringing the fill up

evenly on all sides. The Contractor shall install the precast sections in a manner that will result in a watertight joint. Leaking joints are not acceptable.

- H. Holes in the concrete sections required for handling or other purposes shall be plugged with a non-shrink grout or by grout in combination with concrete plugs.
- I. Where holes must be cut in the precast sections to accommodate pipes, cutting shall be done prior to setting them in place to prevent any subsequent jarring which may loosen the mortar joints.
- J. Frames and hatches specified and furnished shall be cast in the cover slab prior to setting. Normal installation shall include 6" to 12" of concrete grade rings between the top of the cone section and the cover plate ring slab.

ASTM A48-74, or most recent revision, Specification for Gray Iron Castings, Class 30 or Grade 60-45-10 Ductile Iron meeting the requirements of ASTM A536-72, or most recent revision, Specification for Ductile Iron Castings. Cast in a true symmetrical pattern of tough, dense and even grained iron, free from warping, scales, lumps, blisters, sandholes, or any defects of any kind. Provide indented pattern lids with lettering as shown on the Drawings. Machine or grind frames and lids at touching surfaces to provide firm seats and prevent rocking. Remove and replace any set not matching perfectly. All frames and covers shall be designed to withstand an HS20-44 wheel loading as defined by AASHTO specifications.

- K. Manhole inserts: Watertight manhole inserts shall be required for all sanitary sewer manholes installed. Inserts shall be as manufactured by FRW Industries, Conroe, Texas, or approved equal. Inserts shall be complete with a self-cleaning relief valve. Relief valves shall operate on a pressure differential of 1/2 psi. Neoprene gaskets shall be installed under the insert lip to insure a leakproof seal.
- L. Penetrations and connections into precast or existing structures shall be accomplished by rotary core boring.
- M. Cast in place liners shall be repaired, fitted around penetrations, sealed at joints, etc. in accordance with the manufacturer's recommendations for that liner. As a general rule, repairs, sleeves and patches shall be welded in place, glues and sealants shall not be used unless approved by the manufacturer.



3.04

TESTING

- A. After constructed to its finished height and before being backfilled, each manhole shall be tested for water tightness.
  - 1. Plug pipe lines and perform vacuum test. Observing all recommended safety measures induce a backpressure of 5.0 p.s.i. equivalent to 10" Hg (mercury). The manhole assembly is considered satisfactory if the vacuum loss is less than 1" Hg for the length of time listed in the following table:

Time of Test in Seconds			
Depth Feet	Manhole Diameter in Feet		
	4	5	6
4	10	13	16
8	20	26	32
12	30	39	48
16	40	52	64
20	50	65	80
24	60	78	96
T	5	6.5	8

Note: Add "T" seconds for each additional 2'- of depth.

- B. Failure to pass this test requires the Contractor to correct the problems and retest. The Contractor will replace leaking gaskets and/or concrete sections and retest the completed manhole. No manhole will be accepted without successfully passing this test.

END OF SECTION

## DIVISION 9 PAINTING

### SECTION 09865 SURFACE PREPARATION AND SHOP PRIME PAINTING

#### PART 1 GENERAL

##### 1.01 SCOPE OF WORK

Furnish all labor, materials, equipment and incidentals required for the surface preparation and application of shop primers on ferrous metals, excluding stainless steels, as specified herein.

##### 1.02 SUBMITTALS

- A. Submit to the Engineer for approval, as provided in the Contract Drawings for shop drawings, manufacturer's specifications and data on the proposed primers and detailed surface preparation, application procedures and dry mil thickness.
- B. Submit representative physical samples of the proposed primers, if required by the Engineer.

#### PART 2 PRODUCTS

##### 2.01 MATERIALS

- A. Submerged Services: Shop primer for ferrous metals which will be subject to splash action or which are specified to be considered submerged service shall be sprayed with one coat of Koppers 654 epoxy Primer or Koppers Inertol Primer 621-FDA, dry film thickness 3.5 to 4.5 mils by Koppers Co., Inc., or equal.
- B. Nonsubmerged Services: Shop primer for ferrous metals other than those covered by paragraph 2.01 A shall be sprayed with one coat of Koppers Pug Primer, dry film thickness 3.0 to 4.0 mils by Koppers Co., Inc. or equal.
- C. Nonprimed Surfaces: Gears, bearing surfaces, and other similar surfaces obviously not to be painted shall be given a heavy shop coat of grease or other suitable rust-resistant coating. This coating shall be maintained as necessary to prevent corrosion during all periods of storage and erection and shall be satisfactory to the Engineer up to the time of the final acceptance.
- D. Compatibility of Coating Systems: Shop priming shall be done with primers that are guaranteed by the manufacturer to be compatible with their corresponding primers and finish coats specified in the Contract Documents for use in the field and which are recommended for use together.

#### PART 3 EXECUTION

##### 3.01 APPLICATION

- A. Surface Preparation and Priming:
  - 1. Non submerged components scheduled for priming, as defined above, shall be sandblasted clean in accordance with SSPC-SP-6, Commercial Grade, immediately prior to priming. Submerged components scheduled for priming, as defined above, shall be sandblasted clean in accordance with SSPC-SP-10. Near White, immediately prior to priming.
  - 2. Surfaces shall be dry and free of dust, oil, grease, dirt, rust, loose mill scale and other foreign material before priming.
  - 3. Shop prime in accordance with approved paint manufacturer's recommendations.
  - 4. Priming shall follow sandblasting before any evidence of corrosion has occurred and within 24 hours.

END OF SECTION

## SECTION 09900 PAINTING

### PART 1 GENERAL

#### 1.01 SCOPE OF WORK

- A. The Contractor shall furnish all labor, tools, materials, equipment, scaffolding or other structures and incidentals necessary to complete this Contract in its entirety.
- B. The work includes painting and finishing of all new interior and exterior exposed items above and below grade and surfaces, such as structural steel, miscellaneous metals, ceilings, walls, floors, doors, frames, transoms, roof fans, construction signs, guardrails, posts, fittings, valves, tanks, equipment and all other work obviously required to be painted unless otherwise specified herein or on the Drawings. The omission of minor items in the Schedule of Work shall not relieve the Contractor of his obligation to include such items where they come within the general intent of the Specification as stated herein.
- C. The following items shall not be painted:
1. Any code-requiring labels, such as Underwriter's Laboratories and Factory Mutual, or any equipment identification, performance rating, name or nomenclature plates.
  2. Any moving parts of operating units, mechanical and electrical parts, such as valve and damper operators, linkages, sinkages, sensing devices, motor and fan shafts, unless otherwise indicated.
  3. Aluminum handrails (except where in contact with concrete) walkways, windows, louvers and grating unless otherwise specified herein.
  4. Signs and nameplates.
  5. Finish hardware.
  6. Chain link fence.
  7. Piping buried in the ground or embedded in concrete.
  8. Concealed surfaces of pipe or crawl space.
  9. Nonferrous metals, unless specifically noted otherwise.
  10. Electrical switchgear and motor control centers.
  11. Stainless steel angles, tubes, pipe, etc.
  12. Products with polished chrome, aluminum, nickel or stainless steel finish.
  13. Plastic switch plates and receptacle plates.
  14. Flexible couplings, lubricated bearing surfaces, insulation and metal and plastic pipe interior.
  15. Sprinkler heads.
  16. Lifting chain on cranes and hoists
  17. Electrical cable, festooned conductor system, cables, collector pole brackets, etc.
- D. All work shall be done in strict accordance with this Specification, the Design Drawings and the painting package, including manufacturer's printed instructions.
- E. The Contractor will obtain, at its own expense, all permits, licenses and inspections and shall comply with all laws, codes, ordinances, rules and regulations promulgated by authorities having jurisdiction which may bear on the Work. This compliance will include Federal Public Law 91-596 more commonly known as the "Occupational Safety and Health Act of 1970".

#### 1.02 DEFINITIONS

- A. Field Painting is the painting of new or rebuilt items at the job site. Field painting shall be the responsibility of the Contractor.
- B. Shop Painting is the painting of new or rebuilt items in the shop prior to delivery to the jobsite.

- C. Abbreviations The abbreviations and definitions listed below, when used in this specification, shall have the following meanings:
1. SSPC - Steel Structures Painting Council
  2. Exterior - Outside, exposed to weather
  3. Interior Dry - Inside, concealed or protected from weather
  4. Interior Wet - Inside, subject to immersion services
  5. ASTM - American Society of Test Materials
  6. NACE - National Association of Corrosion Engineers
  7. NSF - National Sanitation Foundation
  8. AWWA - American Water Works Association
- D. Dry Film Thickness shall be in Mils.

### **1.03 RESOLUTION OF CONFLICTS**

- A. It shall be the responsibility of the Contractor to arrange a meeting prior to the start of painting, or flooring installation between the Contractor, the Paint Manufacturer, whose products are to be used, and the Engineer. All aspects of surface preparation, application and coating systems as covered by this Specification will be reviewed at this meeting.
- B. Clarification shall be requested promptly from the Engineer when instructions are lacking, conflicts occur in the Specifications, or the procedure seems improper or inappropriate for any reason.
- C. Copies of all manufacturer's instructions and recommendations shall be furnished to the Engineer by the Painting Contractor.
- D. It shall be the responsibility of the Coating Manufacturer to have their factory representative meet in person with the Contractor and Engineer a minimum of three times during the job as a consultant on surface preparation, mil thickness of coating and proper application of coating unless meeting is determined to be unnecessary by the Engineer.

### **1.04 SUBMITTALS**

- A. Contractor shall submit catalog data and cut sheets for the painting system being used if not the TNE MEC materials specified.
- B. Samples as detailed in 3.01 B shall be submitted regardless of system being used, showing each color to be used.
- C. Hazardous Material Disposal documentation shall be submitted if applicable.

## **PART 2 PRODUCTS**

### **2.01 EQUIPMENT**

- A. Effective oil and water separators shall be used in all compressed air lines serving spray painting and sandblasting operations to remove oil or moisture from the air before it is used. Separators shall be placed as far as practicable from the compressor.
- B. All equipment for application of the paint and the completion of the work shall be furnished by the Contractor in first-class condition and shall comply with recommendations of the paint manufacturer.
- C. Contractor will provide free of charge to the Engineer a "Nordson-Mikrotest" or "Positest" dry film thickness gauge for ferrous metal and an OG232 "Tooke" gauge or equal for non-ferrous and

cementitious surface, to be used to inspect coatings by the Engineer and Contractor. The gauges may be used by the Contractor and returned each day to the Engineer. Engineer will return gauges to Contractor at completion of job.

## **2.02 MATERIALS**

- A. All materials specified herein are manufactured by the TNE MEC Company, Inc., North Kansas City, Missouri. These products are specified to establish standards of quality and are approved for use on this Project.
- B. Equivalent materials of other manufacturers may be substituted on approval of the Engineer. Requests for substitution shall include manufacturer's literature for each product giving the name, generic type, descriptive information and evidence of satisfactory past performance and an independent laboratory certification that their product meets the performance criteria of the specified materials.
- C. Abrasion - Fed. Test Method Std. No. 141, Method 6192, CS-17 Wheel, 1,000 grams load.
- D. Adhesion - Elcometer Adhesion Tester.
- E. Exterior Exposure - Exposed at 45 degrees facing the ocean (South Florida Marine Exposure)
- F. Hardness - ASTM D3363-74
- G. Humidity - ASTM D2247-68
- H. Salt Spray (Fog) - ASTM B117-73
- I. Substitutions which decrease the total film thickness, change the generic type of coating, or fail to meet the performance criteria of the specified materials shall not be approved. Prime and finish coats of all surfaces shall be furnished by the same manufacturer.
- J. All coatings to be shop applied must meet the requirements for volatile organic compounds (VOC) of not more than 3.5 lbs/gallon after thinning.
- K. Colors, where not specified, shall be as selected by the Owner or their Representative.
- L. All coatings in contact with potable water need to be NSF Certified in accordance with ANSI/NSF Standard 61.

## **PART 3 EXECUTION**

### **3.01 INSPECTION OF SURFACES**

- A. Before application of the prime coat and each succeeding coat, all surfaces to be coated shall be subject to inspection by the Engineer. Any defects or deficiencies shall be corrected by the Contractor before application of any subsequent coating.
- B. Samples of surface preparation and of painting systems shall be furnished by the Contractor to be used as a standard throughout the job, unless omitted by the Engineer.
- C. When any appreciable time has elapsed between coatings, previously coated areas shall be carefully inspected by the Engineer, and where, in his opinion, surfaces are damaged or contaminated, they shall be cleaned and recoated at the Contractor's expense. Recoating times of manufacturer's printed instructions shall be adhered to.

- D. Coating thickness shall be determined by the use of a properly calibrated "Nordson-Mikrotest" "Positest" Coating Thickness Gauge (or equal) for ferrous metal or an OG232 "Tooke" Paint Inspection gauge (or equal) for non-ferrous and cementitious surfaces. Please note that use of the "Tooke" gauge is classified as a destructive test.

### 3.02 SURFACE PREPARATION

The surface shall be cleaned as specified for the paint system being used. All cleaning shall be as outlined in the Steel Structures Painting Council's Surface Preparation Specification, unless otherwise noted. If surfaces are subject to contamination, other than mill scale or normal atmospheric rusting, the surfaces shall be pressure washed, and acid or caustic pH residues neutralized, in addition to the specified surface preparation.

### 3.03 STANDARDS FOR SURFACE PREPARATION

- A. Chemical and/or Solvent Cleaning: Remove all grease, oil, salt, acid, alkali, dirt, dust, wax, fat, foreign matter and contaminants, etc. by one of the following methods: steam cleaning, alkaline cleaning, or volatile solvent cleaning.
- B. Hand Tool Cleaning: Removal of loose rust, loose mill scale and loose paint to a clean sound substrate by hand chipping, scraping, sanding and wire brushing.
- C. Power Tool Cleaning: Removal of loose rust, loose mill scale and loose paint to a clean sound substrate by power tool chipping, descaling, sanding, wire brushing and grinding.
- D. Flame Cleaning: Dehydrating and removal of rust, loose mill scale and some light mill scale by use of flame, followed by wire brushing.
- E. White Metal Blast Cleaning: Complete removal of all mill scale, rust, rust scale, previous coating, etc., leaving the surface a uniform gray-white color.
- F. Commercial Grade Blast Cleaning: Complete removal of all dirt, rust scale, mill scale, foreign matter and previous coating, etc., leaving only shadows and/or streaks caused by rust stain and mill scale oxides. At least 66% of each square inch of surface area is to be free of all visible residues, except slight discoloration.
- G. Brush-Off Blast Cleaning: Removal of rust scale, loose mill scale, loose rust and loose coatings, leaving tightly-bonded mill scale, rust and previous coatings. On concrete surfaces, brush-off blast cleaning shall remove all laitance, form oils and solid contaminants. Blasting should be performed sufficiently close to the surface so as to open up surface voids, bugholes, air pockets and other subsurface irregularities, but so as not to expose underlying aggregate.
- H. Pickling: Complete removal of rust and mill scale by acid pickling, duplex pickling or electrolytic pickling (may reduce the resistance of the surface to corrosion, if not to be primed immediately).
- I. Near-White Blast Cleaning: Removal of all rust scale, mill scale, previous coating, etc., leaving only light stains from rust, mill scale and small specks of previous coating. At least 95% of each square inch of surface area is to be free of all visible residues and the remainder shall be limited to slight discoloration.
- J. Power Tool Cleaning to Bare Metal: Complete removal of rust, rust scale, mill scale, foreign matter and previous coatings, etc., to a standard as specified on a Commercial Grade Blast Cleaning (SSPC-SP-6, NACE-3) by means of power tools that will provide the proper degree of cleaning and surface profile.
- K. Visual standards "Pictorial Surface Preparation Standards for Painting Steel Surfaces", and the National Association of Corrosion Engineer, "Blasting Cleaning Visual Standards" TM-01-70 and

TM-01-75 shall be considered as standards for proper surface preparation.

- L. Oil, grease, soil, dust, etc., deposited on the surface preparation that has been completed shall be removed prior to painting according to Solvent Cleaning under this Specification.
- M. Weld flux, weld spatter and excessive rust scale shall be removed by Power Tool Cleaning as per these Specifications.
- N. All weld seams, sharp protrusions and edges shall be ground smooth prior to surface preparation or application of any coatings.
- O. All areas requiring field welding shall be masked off prior to shop coating, unless waived by the Engineer.
- P. All areas which require field touch-up after erection, such as welds, burnbacks, and mechanically damaged areas, shall be cleaned by thorough Power Tool as specified in these Specifications.
- Q. Touch-up systems will be same as original specification except that approved manufacturer's organic zinc-rich shall be used in lieu of inorganic zinc where this system was originally used. Also strict adherence to manufacturer's complete touch-up recommendations shall be followed. Any questions relative to compatibility of products shall be brought to the Engineer's attention; otherwise, Contractor assumes full responsibility.

### **3.03                    PRETREATMENTS**

When specified, the surface shall be pretreated in accordance with the specified pretreatment prior to application of the prime coat of paint.

### **3.04                    STORAGE**

Materials shall be delivered to the job site in the original packages with seals unbroken and with legible un mutilated labels attached. Packages shall not be opened until they are inspected by the Engineer and required for use. All painting materials shall be stored in a clean, dry, well-ventilated place, protected from sparks, flame, direct rays of the sun or from excessive heat. Paint susceptible to damage from low temperatures shall be kept in a heated storage space when necessary. The Contractor shall be solely responsible for the protection of the materials stored by himself at the job site. Empty coating cans shall be required to be neatly stacked in an area designated by the Engineer and removed from the job site on a schedule determined by the Engineer. Engineer may request a notarized statement from Contractor detailing all materials used on the Project.

### **3.05                    PREPARATION OF MATERIALS**

- A. Mechanical mixers, capable of thoroughly mixing the pigment and vehicle together, shall mix the paint prior to use where required by manufacturer's instructions; thorough hand mixing will be allowed for small amounts up to one gallon. Pressure pots shall be equipped with mechanical mixers to keep the pigment in suspension, when required by manufacturer's instructions. Otherwise, intermittent hand mixing shall be done to assure that no separation occurs. All mixing shall be done in accordance with SSPC Vol. 1, Chapter 4, "Practical Aspects, Use and Application of Paints" and/or with manufacturer's recommendations.
- B. Catalysts or thinners shall be as recommended by the manufacturer and shall be added or discarded strictly in accordance with the manufacturer's instruction.

3.06

APPLICATION

- A. Paint shall be applied only on thoroughly dry surfaces and during periods of favorable weather, unless otherwise allowed by the paint manufacturer. Except as provided below, painting shall not be permitted when the atmospheric temperature is below 50deg F, or when freshly painted surfaces may be damaged by rain, fog, dust, or condensation, and/or when it can be anticipated that these conditions will prevail during the drying period.
- B. No coatings shall be applied unless surface temperature is a minimum of 5deg above dew point; temperature must be maintained during curing.
- C. See coating schedule for actual coating systems to be used on this project.

3.07

DEW POINT CALCULATION CHART

DEW POINT CALCULATION CHART

Ambient Air Temperature - Fahrenheit

Relative Humidity	20	30	40	50	60	70	80	90	100	110	120
90%	18	28	37	47	57	67	77	87	97	107	117
85%	17	26	36	45	55	65	76	84	95	104	113
80%	16	25	34	44	54	63	73	82	93	102	110
75%	15	24	33	42	52	62	71	80	91	100	108
70%	13	22	31	40	50	60	68	78	88	96	105
65%	12	20	29	38	47	57	66	76	85	93	103
60%	11	20	27	36	45	55	64	73	83	92	101
55%	9	17	25	34	43	53	61	70	80	89	98
50%	6	15	23	31	40	50	59	67	77	86	94
45%	4	13	21	29	37	47	56	64	73	82	91
40%	1	11	18	26	35	43	52	61	69	78	87
35%	-2	8	16	23	31	40	48	57	65	74	83

SURFACE TEMPERATURE AT WHICH CONDENSATION OCCURS

Dew Point

Temperature at which moisture will condense on surface. No coatings should be applied unless surface temperature is a minimum of 5deg above this point. Temperature must be maintained during curing.

Example

If air temperature is 70deg F and relative humidity is 65%, the dew point is 57deg F. No coating should be applied unless surface temperature is 62deg F minimum.

- A. No coating shall be applied unless the relative humidity is below 85%.
- B. Suitable enclosures to permit painting during inclement weather may be used if provisions are made to control atmospheric conditions artificially inside the enclosure, within limits suitable for painting throughout the painting operations.
- C. Field painting in the immediate vicinity of, or on, energized electrical and rotating equipment, and equipment and/or pipes in service shall not be performed without the approval of the Engineer.



- D. Extreme care shall be exercised in the painting of all operable equipment, such as valves, electric motors, etc., so that the proper functioning of the equipment will not be affected.
- E. The Contractor's scaffolding shall be erected, maintained and dismantled without damage to structures, machinery, equipment or pipe. Drop cloths shall be used where required to protect buildings and equipment. All surfaces required to be clear for visual observation shall be cleaned immediately after paint application.
- F. Painting shall not be performed on insulated pipe within three (3) feet of insulation operations or on insulation whose covering and surface coat have not had time to set and dry. Painting shall not be performed on uninsulated pipe within one (1) foot of any type of connection until the connection has been made, except as directed by the Engineer.
- G. The prime coat shall be applied immediately following surface preparation and in no case later than the same working day. All paint shall be applied by brushing, paint mitt and roller, conventional spraying, or airless spraying, using equipment approved by the paint manufacturer.
- H. Each coat of paint shall be recoated as per manufacturer's instructions. Paint shall be considered recoatable when an additional coat can be applied without any detrimental film irregularities such as lifting or loss of adhesion.
- I. Surfaces that will be inaccessible after assembly shall receive either the full specified paint system or three shop coats of the specified primer before assembly.
- J. Finish colors shall be in accordance with the COLOR SCHEDULE and shall be factory mixed (i.e., there shall be no tinting by the Contractor, unless authorized by the Engineer).
- K. All edges and weld seams in immersion service shall receive a "stripe coat" (applied by brush) of the 2nd coat prior to application of the full 2nd coat.
- L. All open seams in the roof area of tanks shall be filled after application of the topcoat with a flexible caulking such as Sika Flex 1A.

**3.08 WORKMANSHIP**

- A. The Contractor must show proof that all employees associated with this Project shall have been employed by the Contractor for a period not less than six (6) months.
- B. Painting shall be performed by experienced painters in accordance with the recommendations of the paint manufacturer. All paint shall be uniformly applied without sags, runs, spots, or other blemishes. Work which shows carelessness, lack of skill, or is defective in the opinion of the Engineer, shall be corrected at the expense of the Contractor.
- C. The Contractor shall provide the names of at least three other projects of similar size and scope that they have successfully completed under their current company name.

**3.09 APPLICATION OF PAINT**

- A. By Brush and/or Rollers
  - 1. Top quality, properly styled brushes and rollers shall be used. Rollers with a baked phenol core shall be utilized.
  - 2. The brushing or rolling shall be done so that a smooth coat as nearly uniform in thickness as possible is obtained. Brush or roller strokes shall be made to smooth the film without leaving deep or detrimental marks.
  - 3. Surfaces not accessible to brushes or rollers may be painted by spray, by dauber or

- sheepskins, and paint mitt.
4. It may require two coats to achieve the specified dry film thickness if application is by brush and roller.

**B. Air, Airless or Hot Spray**

1. The equipment used shall be suitable for the intended purpose, shall be capable of properly atomizing the paint to be applied and shall be equipped with suitable pressure regulators and gauges.
2. Paint shall be applied in a uniform layer, with a 50% overlap pattern. All runs and sags should be brushed out immediately or the paint shall be removed and the surface resprayed.
3. High build coatings should be applied by a cross-hatch method of spray application to ensure proper film thickness of the coating.
4. Areas inaccessible to spray shall be brushed; if also inaccessible to brush, daubs or sheepskins shall be used, as authorized by the manufacturer.
5. Special care shall be taken with thinners and paint temperatures so that paint of the correct formula reaches the receiving surface.
6. Nozzles, tips, etc., shall be of sizes and designs as recommended by the manufacturer of the paint being sprayed.
7. The first coat on concrete surfaces in immersion service should be sprayed and back rolled.

**3.10 PROTECTION AND CLEANUP**

- A. It shall be the responsibility of the Contractor to protect at all times, in areas where painting is being done, floors, materials of other crafts, equipment, vehicles, fixtures, and finished surfaces adjacent to paint work. Cover all electric plates, surface hardware, nameplates, gauge glasses, etc., before start of painting work.
- B. At the option of the Engineer during the course of this project, the Contractor will contain all spent abrasives, old paint chips, paint overspray and debris by means suitable to the Engineer, including, but not limited to, full shrouding of the area.
- C. If shrouding is required, the Contractor must provide a complete design of the intended shroud or cover. Care must be taken not to modify or damage the structure during the use of the shroud. If damage should occur, the Contractor is held responsible for all repairs.
- D. At completion of the work, remove all paint where spilled, splashed, spattered, sprayed or smeared on all surfaces, including glass, light fixtures, hardware, equipment, painted and unpainted surfaces.
- E. After completion of all painting, the Contractor shall remove from job site all painting equipment, surplus materials and debris resulting from this work.
- F. The Contractor is responsible for the removal and proper disposal of all hazardous materials from the job site in accordance with Local, State and Federal requirements as outlined by the Environmental Protection Agency.
- G. A notarized statement shall be presented to the Engineer that all hazardous materials have been disposed of properly including, but not limited to: name of disposal company, disposal site, listing of hazardous materials, weights of all materials, cost per pound and EPA registration number.

**3.11 TOUCH-UP MATERIALS**

The Contractor shall provide at the end of the Project at least one (1) gallon of each generic

topcoat in each color as specified by the Engineer for future touch-up. Two gallons may be required for (2) component materials.

### 3.12 ON-SITE INSPECTION

During the course of this Project, the Engineer will reserve the option of incorporating the services of a qualified inspection service. The inspection service will be responsible for assuring the proper execution of this Specification by the successful Contractor.

### 3.13 CONCRETE

#### A. EXTERIOR - ABOVE GRADE

##### 1. System No. 52-1 Modified Epoxy - Sand Texture

Series 52 is a high build, decorative sand texture finish that hides minor surface irregularities and gives long-term protection against weather, driving rain, ultraviolet exposure, alternate freezing and thawing. Series 52 will actually become part of the concrete. Available in Series 55, Tneme-Crete smooth finish. For porous substrates, a second coat of Series 52 is required. Substitute Series 180 or 181 W.B. Tneme-Crete when specified over existing acrylic or latex coatings.

Surface Preparation: Surface shall be clean and dry.

One Coat: 52-Color Tneme-Crete

Dry Film Thickness 8.0 - 10.0

##### 2. System No. 6-1: Acrylic Emulsion Low Sheen

If semi-gloss finish is desired, use Series 7 Tneme-Cryl SG as the second coat.

Surface Preparation: Surface must be clean and dry.

1st Coat: 6-Color Tneme-Cryl

2.0 - 3.0

2nd Coat: 6-Color Tneme-Cryl

2.0 - 3.0

Dry Film Thickness 4.0 - 6.0  
Minimum 5.0 Mils

##### 3. System No. 156-1: Modified Acrylic Elastomer

If texture is needed, use 157 Enviro-Crete TX (medium texture) or 159 Enviro-Crete XTX (coarse texture). For application over previously applied coatings, use TNEMEC Series 151 Elasto-Grip at 1.0 - 2.5 mils DFT prior to the application of Series 156 Enviro-Crete.

Surface Preparation: Surface must be clean and dry.

1st Coat: 156-Color Enviro-Crete

4.0 - 8.0

2nd Coat: 156-Color Enviro-Crete

4.0 - 8.0

Dry Film Thickness 8.0 - 16.0  
Minimum 10.0 Mils

#### B. EXTERIOR - BELOW GRADE

##### 1. System No. 46-61: Coal Tar Pitch Solution

Surface Preparation: Surface must be clean and dry, Level all protrusions.

1st Coat: 46-465 H.B. Tnemecol

8.0 - 12.0

2nd Coat: 46-465 H.B. Tnemecol

8.0 - 12.0

Dry Film Thickness 16.0 - 24.0  
Minimum 16.0 Mils

2. System No. 46-31: Coal Tar-Epoxy

Surface Preparation: Surface shall be clean and dry.

One Coat: 46H-413 Hi-Build Tneme-Tar

Dry Film Thickness 14.0 - 20.0

3. System No. 100-1: Crystalline Waterproofing

This system can be applied to concrete that is still wet or has not developed final cure. It can be used where wet surface conditions exist or where there is the potential for water intrusion due to hydrostatic pressure. Application shall be per Xypex specification manual.

Surface Preparation: Surface to be clean and roughened by Brush Blasting or Acid Etching.

1st Coat: XYPEX Concentrate at 1.5 lbs/SY

2nd Coat: XYPEX Modified at 1.5 lbs/SY

C. EXTERIOR/INTERIOR EXPOSURE (NON-IMMERSION)

1. System No. 6-1: Acrylic Emulsion, Low Sheen (Interior/Exterior)

This system will provide a decorative coating with good exterior durability, color retention, and a high vapor transmission rate. For Semi-Gloss finish, use 7-Color Tneme-Cryl S/G.

Surface Preparation: Surface shall be clean and dry. Allow concrete to cure for 28 days.

1st Coat: 6-Color Tneme-Cryl

2.0 - 3.0

2nd Coat: 6-Color Tneme-Cryl

2.0 - 3.0

Dry Film Thickness 4.0 - 6.0  
Minimum 5.0 Mils

2. System No. 66-4: Epoxy-Polyamide (Interior/Exterior)

Series 66 provides excellent protection from abrasion, moisture, corrosive fumes and chemical contact. For exterior exposures, topcoat with Series 73, or 74 Endura-Tone for gloss and color retention.

Surface Preparation: Surfaces shall be clean and dry. Allow concrete to cure for 28 days. SSPC-SP-7 Brush-Off Blast Clean.

1st Coat: 66-Color Hi-Build Epoxoline 3.0 - 5.0

2nd Coat: 66-Color Hi-Build Epoxoline 4.0 - 6.0

Dry Film Thickness 7.0 - 11.0  
Minimum 9.0 Mils

3. System No. 83-1: High Solids Catalyzed Epoxy (Interior)

Surface Preparation: Surface shall be clean and dry. Allow concrete to cure for 28 days. SSPC-SP-7 Brush Off Blast Clean. Concrete block surfaces: Allow to cure 28 days. Level fins, protrusions and mortar splatter.

1st Coat: 83-Color Ceramlon II 6.0 - 10.0

2nd Coat: 83-Color Ceramlon II 6.0 - 10.0

Dry Film Thickness 12.0 - 20.0  
Minimum 14.0 Mils

D. IMMERSION - POTABLE & NON-POTABLE WATER

1. System No. 66-4: Epoxy Polyamide (Non-Potable Water)

Surface irregularities and bug holes should be filled to a smooth uniform appearance as required with TNEMEC Series 63-1500 Filler and Surfacer.

Surface Preparation: SSPC-SP-7 Brush-Off Blast Cleaning

1st Coat: 66-Color Hi-Build Epoxoline 4.0 - 6.0  
2nd Coat: 66-Color Hi-Build Epoxoline 4.0 - 6.0

Dry Film Thickness 8.0 - 12.0  
Minimum 10.0 Mils

2. System No. 104-5: High Solids Epoxy (Non-Potable Water)

Surface irregularities and bug holes should be filled to a smooth uniform appearance as required with TNEMEC Series 63-1500 Filler and Surfacer.

Surface Preparation: SSPC-SP-7 Brush-Off Blast Cleaning

1st Coat: 104-1255 H.S. Epoxy Primer 6.0 - 10.0  
2nd Coat: 104 Color H.S. Epoxy 6.0 - 10.0

Dry Film Thickness 12.0 - 20.0  
Minimum 14.0 Mils

3. System No. 46-31: Coal Tar-Epoxy (Non-Potable Water)

May be applied in a two-coat application. Review critical recoat time is utilized. Surface irregularities and bugholes should be filled to a smooth uniform appearance as required with TNEMEC Series 63-1500 Filler and Surfacer.

Surface Preparation: Brush-Off Blast Cleaning

One Coat: 46H-413 Hi-Build Tneme-Tar

Dry Film Thickness 14.0-20.0

4. System No. 45-27: Coal Tar Epoxy (Non-Potable Only)

Must be recoated within four days at 75deg F. Higher temperature will shorten recoat time.

Surface Preparation: Brush-Off Blast Cleaning

1st Coat: 46-413 Tneme Tar 8.0 - 10.0  
2nd Coat: 46-413 Tneme Tar 8.0 - 10.0

Dry Film Thickness 16.0 - 20.0  
Minimum 16.0 Mils

5. System No. 20-2 Epoxy-Polyamide (Potable Water)

This system meets American Water Works Association AWWA D 102 Inside System No. 1. Series 20 meets the new requirements of approval for potable water use as established by the National Sanitation Foundation Standard 61. Surface irregularities

and bug holes should be filled to a smooth uniform appearance as required with TNE MEC Series 63-1500 Filler and Surfacer. (NSF Standard 61 approved). Substitute Series FC20 for low temperature cure or quick recoats.

Surface Preparation: SSPC-SP10 Near White Blast Cleaning

1st Coat: 20-1255 Pota-Pox	4.0 - 6.0		
2nd Coat: 20-WH02 Pota-Pox Finish	<u>4.0 - 6.0</u>		
		Dry Film Thickness	8.0 - 12.0
		Minimum	10.0 Mils

6. System No. 139-2: Epoxy-Polyamine (Potable Water)

Series 139 meets the new requirements of approval for potable water use as established by the National Sanitation Foundation Standard 61. Surface irregularities and bug holes should be filled to a smooth uniform appearance as required with TNE MEC Series 63-1500 Filler and Surfacer. (NSF Standard 61 approved.)

Surface Preparation: SSPC-SP10 Near-White Blast Cleaning

1st Coat: 139-1255 Pota-Pox II	6.0 - 8.0		
2nd Coat: 139-WH02 Pota-Pox II	<u>6.0 - 8.0</u>		
		Dry Film Thickness	12.0 - 16.0
		Minimum	14.0 Mils

E. INTERIOR EXPOSURE (NON-IMMERSION)

1. System No. 104-3: High Solids Epoxy

This system will produce a slick, tile-like finish that has excellent chemical and water resistance. Surface will be easy to clean.

Surface Preparation: Surface to be clean and dry.

1st Coat: 104-Color H.S. Epoxy	6.0 - 8.0		
2nd Coat: 104-Color H.S. Epoxy	<u>6.0 - 8.0</u>		
		Dry Film Thickness	12.0 - 16.0
		Minimum	14.0 Mils

2. System No. 113-1: Acrylic-Epoxy Semi-Gloss

This system will provide high performance and can be applied directly over existing coatings without lifting. Can be used when low odor is required during application. Specify Series 114 Tneme-Tuffcoat for Gloss Finish.

Surface Preparation: Surface must be clean and dry.

One Coat: 113-Color Tneme-Tuffcoat

Dry Film Thickness 4.0 - 6.0

3.14 PVC PIPE

A. EXTERIOR OR INTERIOR

System No. 66-23: Epoxy-Polyamide

Optional topcoat of Series 73/74 Endura-Shield would give long-term color and gloss retention for exterior exposure.

Surface Preparation: Surface shall be clean and dry.

One Coat: 66-Color Hi-Build Epoxoline

Dry Film Thickness 4.0 - 6.0

**3.15 SURFACES EXPOSED TO H<sub>2</sub>S/H<sub>2</sub>SO<sub>4</sub> (SEVERE EXPOSURE/IMMERSION)**

**A. CEMENTITIOUS SURFACES**

System No. 120-1: Vinester

Surface Preparation: Abrasive blast clean to remove all laitance, fines and contamination.

1st Coat: 120-5002 Vinester	6.0 - 10.0*
2nd Coat: 120-5003 Vinester F&S	As Required**
3rd Coat: 120-5002 Vinester	12.0 - 18.0
4th Coat: 120-5001 Vinester	<u>12.0 - 18.0</u>

Dry Film Thickness 30.0 - 46.0  
Minimum 36.0 Mils+

\*First coat is to be applied by roller application or spray applied followed by backrolling.

\*\*All surface voids, cracks, pinholes and other defects must be filled flush with the adjacent surfaces by putty knife, trowel, float, squeegee, or other suitable method.

**B. FERROUS METAL SURFACES**

System No. 120-2: Vinyl Ester

Surface Preparation: SSPC-SP-5 White Metal Blast Cleaning (3.0 Mil Profile)

1st Coat: 120-5002 Vinester	12.0 - 18.0
2nd Coat: 120-5001 Vinester	<u>12.0 - 18.0</u>

Dry Film Thickness 24.0 - 36.0  
Minimum 30.0 Mils

**3.16 CLEAR WATER REPELLENT FOR CONCRETE, MASONRY AND BRICK**

**A. Silane Sealer (Min. 20% Solids)**

Surface Preparation: Allow new concrete to cure 28 days. Clean surfaces to be sealed by abrasive blasting or waterblasting.

COATING: BRICK, CONCRETE  
HULS Chem-Trete BSM 20....75-200 SF/GAL

SPLIT FACED OR POROUS MASONRY  
HULS Chemtrete PB.....35-100 SF/GAL

### 3.17 MANHOLES, WET WELLS AND LIFT STATIONS

#### A. System No. 120-1: Vinester

Surface Preparation: Abrasive blast clean to remove all laitance, fines and contamination.

1st Coat: 120-5002 Vinester	6.0 - 10.0*		
2nd Coat: 120-5003 Vinester F&S	As Required**		
3rd Coat: 120-5002 Vinester	12.0 - 18.0		
4th Coat: 120-5001 Vinester	<u>12.0 - 18.0</u>		
		Dry Film Thickness	30.0 - 46.0
		Minimum	36.0 Mils+

\*First coat to be applied by roller application or spray applied followed by backrolling.

\*\*All surface voids, cracks, pinholes and other defects must be filled flush with the adjacent surfaces by putty knife, trowel, float, squeegee, or other suitable method.

#### B. System No. 100-1: Crystalline Waterproofing

This system can be applied to concrete that is still wet or has not developed final cure. It can be used where wet surface conditions exist or where there is the potential for water intrusion due to hydrostatic pressure.

Surface Preparation: Surface to be clean and roughened by Brush Blasting or Acid Etching.

1st Coat: XYPEX Concentrate @ 1.5 lbs./SY  
2nd Coat: XYPEX Modified @ 1.5 lbs./SY

### 3.18 PROJECT DESIGNER SYSTEMS REFERENCE GUIDE

#### A. CONCRETE

##### EXTERIOR-ABOVE GRADE

- A.1 System No. 52-1: Modified Epoxy-Sand Texture
- A.2 System No. 6-1: Acrylic Emulsion Low Sheen
- A.3 System No. 156-1: Modified Acrylic Elastomer

##### EXTERIOR-BELOW GRADE

- B.1 System No. 46-61: Coal Tar Pitch Solution
- B.2 System No. 46-31: Coal Tar Epoxy
- B.3 System No. 100-1: Crystalline Waterproofing

##### EXTERIOR/INTERIOR EXPOSURE (NON-IMMERSION)

- C.1 System No. 6-1: Acrylic Emulsion Low Sheen
- C.2 System No. 66-4: Epoxy-Polyamide
- C.3 System No. 83-1: High Solids Catalyzed Epoxy

##### IMMERSION (POTABLE & NON-POTABLE)

- D.1 System No. 66-4: Epoxy-Polyamide (Non-Potable)
- D.2 System No. 104-5: High Solids Epoxy (Non-Potable)
- D.3 System No. 46-31: High Build Coal Tar Epoxy (Non-Potable Only)
- D.4 System No. 46-27: Coal Tar Epoxy (Non Potable Only)



- D.5 System No. 20-2: Epoxy Polyamide (Potable)
- D.6 System No. 139-2: Epoxy Polyamide (Potable)

**INTERIOR EXPOSURE (NON-IMMERSION)**

- E.1 System No. 104-3: High Solids Epoxy
- E.2 System No. 113-1: Acrylic Epoxy Semi-Gloss

**B. PVC PIPE EXTERIOR/INTERIOR EXPOSURE**

- A.1 System No. 66-23: Epoxy-Polyamide

**C. SURFACES EXPOSED TO H<sub>2</sub>S/H<sub>2</sub>SO<sub>4</sub> (SEVERE EXPOSURE/IMMERSION)**

- A.1 System No. 120-1: Vinester

**D. CLEAR WATER REPELLENT FOR CONCRETE, MASONRY AND BRICK**

- A. Silane Sealer (Min. 20% Solids)

**E. MANHOLES, WET WELLS & LIFT STATIONS**

- A. System No. 120-1: Vinester
- B. System No. 100-1: Crystalline Waterproofing

**END OF SECTION**

## SECTION 09970 SURFACE PROTECTION SPRAY SYSTEM

### PART 1 GENERAL

#### 1.01 SCOPE OF WORK

- A. The Contractor shall furnish all labor, materials, equipment and incidentals required to install and test the coating system complete and ready for operation for the structures listed in the specifications and as shown on the Drawings.
- B. The work includes coating of all surfaces as shown and specified on the Drawings. This includes, but is not limited to stairs, walls, floors, concrete divider, concrete slabs, manholes wet wells, and all other work obviously required to be coated unless otherwise specified herein or on the Drawings. The omission of minor items in the Schedule of Work shall not relieve the Contractor of his obligation to include such items where they come within the general intent of the Specification as stated herein.

#### 1.02 RELATED WORK

- A. Bypass pumping is the responsibility of the General Contractor.
- B. Concrete surface cleaning in each lift station is the responsibility of the General contractor.
- C. Removal and offsite disposal of rubble is the responsibility of the General Contractor.

#### 1.03 SUBMITTALS

- A. Submit to the County shop drawings and schedules of all surfacing systems and appurtenances required. Submit design data and specification data sheets listing all parameters used in the surfacing system design and thickness calculations based on applicable provisions of ASTM.
- B. Submit to the County the name of the surfacing supplier, a list of materials to be furnished, and the qualification (per 1.05 A) of the application contractor.

#### 1.04 REFERENCE STANDARDS

- A. American Society for Testing and Materials (ASTM)  
  
ASTM D-638  
ASTM D-790
- B. Where reference is made to one of the above standards, the revision in effect at the time of bid opening shall apply.

#### 1.05 QUALIFICATIONS

- A. The Contractor performing the surfacing work shall be fully qualified, experienced a minimum of seven years and equipped to complete this work expeditiously and in a satisfactory manner. The Contractor shall submit the following information to the County for review and approval before any surfacing work is performed.
  - 1. The number of years of experience in performing this type of specialized work must be seven years minimum.
  - 2. Name of the surfacing manufacturer and supplier for this work and previous work listed below. The Contractor shall be an approved installer as certified and licensed by the surfacing manufacturer and equipment supplier.

3. A list of clients that the Contractor has performed this type of work.
  - a. The list shall contain names and telephone numbers of persons who can be called to verify previous satisfactory performance.
  - b. Installation dates and a description of the actual work performed.
  - c. The surfacing manufacturer shall provide an installation list of his product used for similar sewer rehabilitation projects. The list shall provide the same information as required in paragraphs 3.a and 3.b above.
- B. The County reserves the right to approve or disapprove the Contractor, based on the submitted qualifications.

## 1.06 GUARANTEE

All surfacing shall be guaranteed by the Contractor for a period of five years from the date of acceptance. During this period, all defects discovered in the surfacing, as determined by the County, shall be repaired or replaced in a satisfactory manner at no cost to the County, this shall include, but is not limited to, all work and costs associated with the shutdown of any pump stations and all bypass operations needed for the proper repairs to be made.

## 1.07 QUALITY ASSURANCE

- A. All surfacing products shall be from a single manufacturer. The supplier shall be responsible for the provisions of all test requirements specified in ASTM Standards D-638 and D-790 as applicable.
- B. The Contractor shall employ specialty workers who have proven ability to perform the Work included herein. This will consist of a minimum of two years or two project experiences installing this product. This is a requirement for each and every employee.

## 1.08 DELIVERY, STORAGE AND HANDLING

- A. Care shall be taken in shipping, handling and placing to avoid damaging. Any material damaged in shipment shall be replaced as directed by the County.
- B. Any material showing deterioration, or which has been exposed to any other adverse storage condition that may have caused damage, even though no such damage can be seen, shall be marked as rejected and removed at once from the work.

## PART 2 PRODUCTS

### 2.01 GENERAL

- A. The material sprayed onto the surface shall be a urethane resin system formulated for the application within a sanitary sewer environment. The urethane will exhibit suitable corrosion resistance to corrosive gases and fluids found within domestic sanitary sewage. Unless dictated by varying effluent, the spray system shall be a urethane and exhibit the cured physical strengths specified herein.
- B. When cured, the surface coating shall form a continuous, tight-fitting, hard, impermeable surfacing data which is suitable for sewer system service and chemically resistant to any chemicals or vapors normally found in domestic sewage.
- C. The surface shall be an integral part of the structure being rehabilitated after being placed and

cured. The surface shall cover the complete interior of the existing structure. The surface shall provide a continuous watertight seal or barrier.

1. The surface shall effectively seal the interior surfaces of the structure and prevent any penetration or leakage of groundwater infiltration.
2. Provide water resistance data on surface based on ASTM Standards.
3. The surface shall be compatible with the thermal conditions of existing sewer lift stations and manholes. Surface temperature will range from 30 to 80 degrees F. Provide test data on thermal compatibility based on ASTM Standards.

## 2.02 MATERIALS

### A. Approved materials include

1. Aquatapoxy A-6 and Raven 405 epoxy by Raven Lining Systems
2. Green Monster
3. IET System 3
4. Rubberseal
5. Sauereisen 210 system
6. SpectraShield system
7. Spraywall Urethane by Sprayroq
8. Warren Environmental 301-18

### B. Polyurethane spray application shall comply with the following specifications:

The cured urethane system shall conform to the minimum physical standards, as listed below. The long-term data is for a 50-year design life of the process.

<u>Cured Urethane</u>	<u>Standard</u>	<u>Long-Term Data</u>
Tensile Stress	ASTM D-638	5,000 psi
Flexural Stress	ASTM D-790	10,000 psi
Flexural Modulus	ASTM D-790	550,000 psi

### C. Epoxy spray application shall be 100% VOC free / 100% solids.

## PART 3 EXECUTION

### 3.01 SURFACE PREPARATION

- A. The contractor shall clean each structure and shall dispose of any resulting material.
- B. All contaminants including: oils, grease, incompatible existing coatings, waxes, form release, curing compounds, efflorescence, sealers, salts, or other contaminants shall be removed.
- C. All concrete or mortar that is not sound or has been damaged by chemical exposure shall be removed to a sound concrete surface or replaced.
- D. Surface preparation method(s) should be based upon the conditions of the substrate, service environment and the requirements of the protective coating to be applied.
- E. Surfaces to receive protective coating shall be cleaned and abraded to produce a sound surface with adequate profile and porosity to provide a strong bond between the protective coating and the substrate. Generally, this can be achieved with a high pressure water cleaning using

equipment capable of 5,000 psi at 4 gpm. Other methods such as abrasive blasting, shotblasting, grinding, scarifying or acid etching may also be used. Detergent water cleaning and hot water blasting may be necessary to remove oils, grease or other hydrocarbon residues from the concrete. Whichever method(s) are used, they shall be performed in a manner that provides a uniform, sound clean neutralized surface that is not excessively damaged.

- F. Infiltration shall be stopped by using a material which is compatible with and is suitable for topcoating with the specified protective coating.
- G. The area between the manhole and the manhole ring and any other area that might exhibit movement or cracking due to expansion and contraction, shall be grouted with a flexible grout or gel before surface coating spray application.
- H. All surfaces should be inspected by the Inspector during and after preparation and before the repair material is applied.
- I. No separate payment shall be made for any preparatory work required prior to application of the surface coating.

### **3.02 INSTALLATION**

- A. The Contractor shall notify the Project Manager at least 48 hours in advance, giving the date, start time and estimated completion time for the work being conducted.
- B. The Contractor shall provide bypass pumping of sewage flows (as required) where and when the rehabilitation work is being performed. No flows will be permitted in the structure until the spray coating has properly cured to the manufactures specifications.
- C. The installation of the surface coating shall be in complete accordance with the applicable provisions of ASTM and the manufacturer's specifications. A representative of the manufacturer shall be present during the actual installation.
  - 1. Prior to placing the surface coating, the manufacturer's representative must approve the surface preparation work and installation conditions including temperatures.
  - 2. All surfaces shall be sufficiently smooth and even, to ensure good flow handling characteristics when complete.
  - 3. All surfaces shall have the surface coating applied to the required thickness by spray application.
- D. Application procedures shall conform to the recommendations of the protective coating manufacturer, including material handling, mixing, environmental controls during application, safety, and spray equipment.
- E. The spray equipment shall be specifically designed to accurately ratio and apply the specified protective coating materials and shall be regularly maintained and in proper working order.
- F. The protective coating material must be spray applied by a Certified Applicator of the protective coating manufacturer.
- G. Polyurethane spray application shall be applied such that all surfaces shall be coated in accordance with the manufactures recommended thickness but not be less than 125 mils.
- H. Epoxy spray application shall be applied such that all surfaces shall be coated in accordance with the following:

1. Specified surfaces shall be coated by spray application of a moisture tolerant, solvent-free, 100% solids, epoxy protective coating as further described herein. Spray application shall be to a minimum wet film thickness in accordance with the following table:

Concrete, New/Smooth	80-100 mils for immersion, 60-80 mils for atmospheric, splash and spill exposure
Concrete, Rough	100-125+ mils
Masonry/Brick	125-150+ mils
Steel	16-80 mils for immersion, 16-40 mils for atmospheric, splash and spill exposure; also profile dependent
Fiberglass Systems	40-60 mils tack coat, 9 oz/yd <sup>2</sup> fabric, 40-60 mils top coat. Varies with circumstances

2. Airless spray application equipment approved by the coating manufacturer shall be used to apply each coat of the protective coating. Air assisted spray application equipment may be acceptable, especially for thinner coats (<10 mils), only if the air source is filtered to completely remove all oil and water.
3. If necessary, subsequent topcoating or additional coats of the protective coating should occur as soon as the basecoat becomes tack free, ideally within 12 hours but no later than the recoat window for the specified products. Additional surface preparation procedures will be required if this recoat window is exceeded.

### 3.03 FIELD TESTING AND ACCEPTANCE

- A. Field acceptance of surface coatings shall be based on the County's evaluation of the proper surfacing of the structure and the appropriate installation and curing test data along with review of the structure inspections.
- B. The surface coatings shall provide a continuous monolithic surfacing with uniform thickness throughout the structure interior. If the thickness of the coating surface is not uniform or is less than specified, it shall be repaired or replaced at no additional cost to the County.
  1. The County will measure the surface cured thickness from a specimen retrieved by the Contractor. The Contractor shall retrieve the specimen by physically cutting through the surfacing (by drilling or coring). There will be up to three thickness measurement locations in each structure. A suitable non-destructive type of thickness measurement may also be used.
  2. All the surface coating thickness measurement locations shall be repaired by the Contractor in accordance with the manufacturer's recommendations. These repairs shall be included in the five year surface coating guarantee.
- C. All pipe connections shall be open and clear.
- D. There shall be no cracks, voids, pinholes, uncured spots, dry spots, lifts, delaminations or other type defects.

- E. If any defective surface coating is discovered after it has been installed, it shall be repaired or replaced in a satisfactory manner within 72 hours and at no additional cost to the County. This requirement shall apply for the entire five year guarantee period.

**END OF SECTION**

**DIVISION 13      SPECIAL CONSTRUCTION**

**SECTION 13350    LIFT STATION REHABILITATION**

**PART 1            GENERAL**

The Contractor shall furnish all labor, materials, equipment and incidentals required to remove / replace and install the internal equipment for a complete automatic, underground lift station and adjacent concrete valve and meter vault. The principal items of equipment shall include two submersible motor-driven sewage pumps (supplied and installed by Manatee County), valves, internal piping, pressure gauge, and meters (if required). All materials shall be new, without defects and of the best quality. All materials furnished and all work done shall be in strict accordance with all local requirements and codes.

**1.01                    EQUIPMENT**

A.    Valve / Meter Vault: Precast concrete vault(s) shall be constructed as shown on the drawings and in accordance with section 03410. The vault(s) shall have a three (3) inch PVC drain with a P-trap return to the wet well. The valve vault shall be adequate size to allow a minimum 12" clearance between all flange fittings and any concrete surfaces.

A.    Entrance Hatches: The lift station wet well and vault(s) shall be equipped with an aluminum access cover sized as below or as shown on the drawings. The wet well access cover and valve pit access cover shall be constructed of aluminum with a minimum load rating of 300 lbs./sq. ft. and equipped with stainless steel hinges, hasp, and a device to lock the doors in an open position when the lid is raised (US Foundry, Halliday, or approved equal). Entrance hatches for duplex stations with 4" BPIU Base Ells shall be minimum 36" x 48" and with 6" BPIU Base Ells shall be minimum 42" x 60".

C.    Sewage Pumps and Electrical by MC unless noted otherwise on the plans.

D.    Piping and Fittings

Lift Station wet well shall be as called out on the plans; types allowable are listed below. All flanged fittings in the wet well and vault shall be connected using stainless steel hardware (nuts, bolts and washers). All mechanical joint fittings shall use grip rings restraint systems with Corten bolts.

1.    PVC: C900, class 200, DR-14 or Schedule 80 with push-joint 90's.
2.    HDPE: DR11 with shop fused butt joints and flanges.
3.    Stainless Steel, either welded or grooved joint, per the plans.

E.    Pump Hardware

1.    Lifting chains shall be 3/8" stainless steel type 316 attached to the pump lifting bail using stainless steel shackles. All pump mounting systems shall be of the front loading slide rail type BPIU, from Barney's Pump). All rails and mounting hardware shall be stainless steel.
2.    A stainless steel hanger shall be installed in each wet well for supporting floatball and pump cables. The hanger shall be constructed of 1/4" x 2" type 316 stainless steel flat stock with individual hooks for each floatball and pump cable constructed of 1/4" type 316 stainless steel rod stock. All fasteners, brackets, and other hardware installed in the wet well and valve vault shall be type 316 stainless steel.
3.    Pump base plate for HDPE piping installations shall be as detailed in the Manatee County Utility Standards, latest edition, or as shown on the plans.



F. Painting

All paint and other coatings shall be applied in accordance with the project manufacturer's specifications for the surfaces being coated. The exterior of the valve pit and wet well top below grade shall be coated with at least two (2) coats of a coal tar epoxy coating containing 78% volume of solids. The minimum thickness of each coat when dry shall be 8 mils. The interior surfaces of the valve vault shall be coated with two coats of Tnemec Series 69 Hi-Build epoxy coating or equal. The exterior surfaces of the valve vault and wet well top exposed above grade shall be coated with at least two (2) coats of H & C Silicone acrylic concrete stain, Patio Green, Manufactured by FLR Paints, Inc. The interior and exterior of all ductile iron fittings and valves shall be per sections 02615 or 02640 of these specifications.

G. Gate Valves: All gate valves shall be resilient seated non rising stem. All valves inside the valve vault shall be equipped with handwheel

H. Link Seals: All piping penetrations of the wet well and valve vault shall be through a grouted-in PVC sleeve that is bonded to the liner, sealed to the pipe using Link Seal Model S seals or approved equal. Install with bolts facing the outside of the wet well.

**2.01 ELECTRICAL**

A. Service and Metering (by MC): Electric service and meter are existing.

B. Conductors: Manatee County will pull new pump power cords, contractor to pull all other conductors. MC will connect leads and conductors at the control panel unless noted otherwise.

C. Conduit (by MC) or as shown on the plans.

D. Control Panel (by MC) or as shown on the plans

**3.01 PERMITS**

The Contractor shall be responsible for and shall pay for any permits and/or inspections required.

**4.01 SHOP DRAWINGS AND INSPECTIONS**

Shop drawings shall be submitted for approval in accordance with these Specifications prior to construction. When calling for inspection, the contractor should have these approved drawings available for review by the inspectors prior to acceptance by MC for maintenance. All inspections shall be arranged by contacting the Project Manager.

**5.01 LANDSCAPING**

The Contractor shall grade and fill the construction area to its original lines and grades and sod all disturbed or damaged grassed areas. Unless noted otherwise on the plans, Manatee County shall restore the landscaping and shrubs around the lift station.

**6.01 LINER REPAIRS**

The contractor shall repair all existing liners in accordance with the manufacturer's recommendations. All HDPE and PVC liner repairs shall be performed by a contractor certified by the liner manufacturer to install and repair the liner.

**END OF SECTION**

## DIVISION 15      MECHANICAL

### SECTION 16110    CONDUITS AND FITTINGS

#### PART 1      GENERAL

##### 1.01      SCOPE OF WORK

Furnish and install the conduits, fittings, devices and appurtenances as hereinafter specified and/or as shown on the Contract Drawings.

##### 1.02      SUBMITTALS

The requirements of Section 01340 and Section 16050 shall be met.

##### 1.03      APPLICATIONS

- A. Except where otherwise shown on the Contract Drawings, or hereinafter specified, all wiring shall be run in Schedule 80 PVC conduits.
- B. All conduits of a given type shall be the product of one manufacturer.
- C. Except where otherwise shown on the Contract Drawings, or hereinafter specified, all boxes shall be metal.
- D. Flush mounted switch, receptacle and control station boxes shall be pressed steel.
- E. Surface mounted switch, receptacle and control station boxes shall be cast or malleable iron.
- F. Devices designated as NEMA Type 4 shall be 316 stainless steel, gasketed.
- G. Devices designated as NEMA Type 4X shall be fiberglass, gasketed, except as otherwise shown on the Contract Documents.
- H. Combination expansion-deflection fittings shall be used where conduits cross structural expansion joints.

#### PART 2      PRODUCTS

##### 2.01      MATERIALS

- A. Rigid Conduit
  - 1. Rigid steel conduit shall be hot-dipped galvanized as manufactured by the Youngstown Sheet and Tube Company, Wheeling-Pittsburg Steel Corp., or approved equal.
  - 2. Rigid PVC conduit shall be Carlon Plus 80 rigid PVC non-metallic conduit (extra heavy wall EPC-80) as manufactured by Carlon, or approved equal.
  - 3. Electrical metallic tubing shall be hot-dipped galvanized steel as manufactured by U.S. Steel Corp., Youngstown Sheet and Tube Company, or approved equal.
- B. Liquidtight, Flexible Conduit
  - 1. Liquidtight, flexible metal conduits shall be Sealtite, Type UA, as manufactured by Anaconda, American Flexible Conduit Co., Inc., or approved equal.
  - 2. Liquidtight, flexible non-metallic conduits shall be Carflex Liquidtight Flexible Non-Metallic Conduit as manufactured by Carlon, or approved equal.

- C. Flexible Conduit Fittings
  - 1. Flexible Metal Conduit Fittings: Fittings used with flexible metal conduit shall be of the screw-in type as manufactured by Thomas and Betts Company, or approved equal.
  - 2. Flexible Non-Metallic Conduit Fittings: Fittings used with flexible non-metallic conduit shall be Carflex Liquidtight Non-metallic Fittings as manufactured by Carlon, or approved equal.
- D. Flexible Couplings: Flexible couplings shall be as manufactured by Crouse-Hinds, Appleton Electric Company, or approved equal.
- E. Wall Seals: Conduit wall seals shall be type "WSK" as manufactured by the O.Z. Electrical Manufacturing Company, or approved equal.
- F. Expansion Fittings: Combination expansion-deflection fittings shall be type "XD" as manufactured by Crouse-Hinds, or approved equal.
- G. Boxes
  - 1. Device Boxes
    - a. Flush mounted wall device boxes shall be galvanized pressed steel as manufactured by the Raco Manufacturing Company, or approved equal.
    - b. Surfaced mounted wall device boxes shall be cast or malleable iron as manufactured by Crouse-Hinds, Appleton Electric Company, or approved equal.
    - c. Flush mounted in-floor device boxes shall be cast metal, shall be watertight, shall have adjustable cover frames, and shall be as manufactured by Russell & Stoll Company, Steel City Electric, or approved equal.
  - 2. Other Boxes
    - a. Terminal boxes, junction boxes, pull boxes, etc., except as otherwise specified and/or shown on the Contract Drawings, shall be hot-dipped galvanized steel.
    - b. The boxes shall have continuously welded seams which shall be ground smooth prior to being galvanized.
    - c. The box bodies shall be flanged, shall be not less than 14-gauge metal, and shall not have holes or knockouts.
    - d. The box covers shall be not less than 12-gauge metal, shall be gasketed, and shall be fastened to the box bodies with stainless steel screws.
    - e. The boxes shall be as manufactured by Hoffman Engineering Company, or approved equal.
- H. Conduit Mounting Devices: Hangers, rods, channel, backplates, clips, straps, beam clamps, etc., shall be hot-dipped galvanized iron or steel as manufactured by Appleton Electric Company, Thomas and Betts Company, Unistrut Corp., or approved equal.
- I. Fixture Support System
  - 1. The fixture support system shall be the channel type and shall be furnished complete with all requisite mounting hardware and appurtenances.
  - 2. The channel, mounting hardware and related appurtenances shall be hot-dipped galvanized steel.
  - 3. The fixture support system shall be as manufactured by the Unistrut Corp., or approved equal.

## **PART 3 EXECUTION**


### **3.01 INSTALLATION**

- A. No conduit smaller than 3/4-inch electrical trade size shall be used nor shall either 1-1/4-inch conduit or 3-1/2-inch conduit be used. Minimum size underground, under slab or in-slab shall be 1-inch.
- B. No wires shall be pulled until the individual conduit runs are complete in all details. Additionally, each conduit shall be cleaned and reamed and certified clear of all burrs and obstructions before any wire is pulled.
- C. The ends of all conduits shall be tightly capped to exclude dust and moisture during construction.
- D. Conduits shall be supported at intervals of 8-feet or less, as required to obtain a rigid installation.
- E. Exposed conduits shall be run parallel with and/or perpendicular to the surrounding surface(s). No diagonal runs will be allowed.
- F. Single conduits shall be supported by one-hole pipe clamps in combination with one-screw backplates to provide space between the conduits and the mounting surface.
- G. Multiple horizontal runs of conduits shall be supported by trapeze type hangers (channel) suspended by threaded rod, 3/8-inch minimum diameter.
- H. Multiple vertical runs of conduits shall be supported by structurally mounted channel in combination with conduit clamps.
- I. Conduit support devices shall be attached to structural steel by welding or beam or channel clamps as indicated on the Contract Drawings.
- J. Conduit support devices shall be attached to concrete surfaces by "spot type" concrete inserts.
- K. Conduits terminating in pressed steel boxes shall have double locknuts and insulated bushings.
- L. Conduits terminating in gasketed enclosures shall be terminated with conduit hubs.
- M. Conduit wall seals, waterproof type, shall be used at all locations where conduits penetrate walls.
- N. Liquidtight, flexible conduit - metal or non-metallic as shown on the Contract Drawings - shall be used for all motor terminations and for all connections/terminations where vibration is anticipated.
- O. Flexible couplings shall be used in hazardous locations for all motor terminations and for all connections/terminations where vibration is anticipated.
- P. Conduit stubouts for future construction shall be capped at both ends with threaded PVC conduit caps.
- Q. The cement used for PVC conduit installations shall be as manufactured by Carlon, or approved equal.

### **3.02 GUARANTEES AND WARRANTIES**

The Contractor shall guarantee and warrant all materials and labor provided under this Section in accordance with Section 01740 and Section 16050 of these Specifications.

**END OF SECTION**



# MANATEE COUNTY, FLORIDA

## SATELLITE LIFT STATION R & R

### 2012 GROUP 1

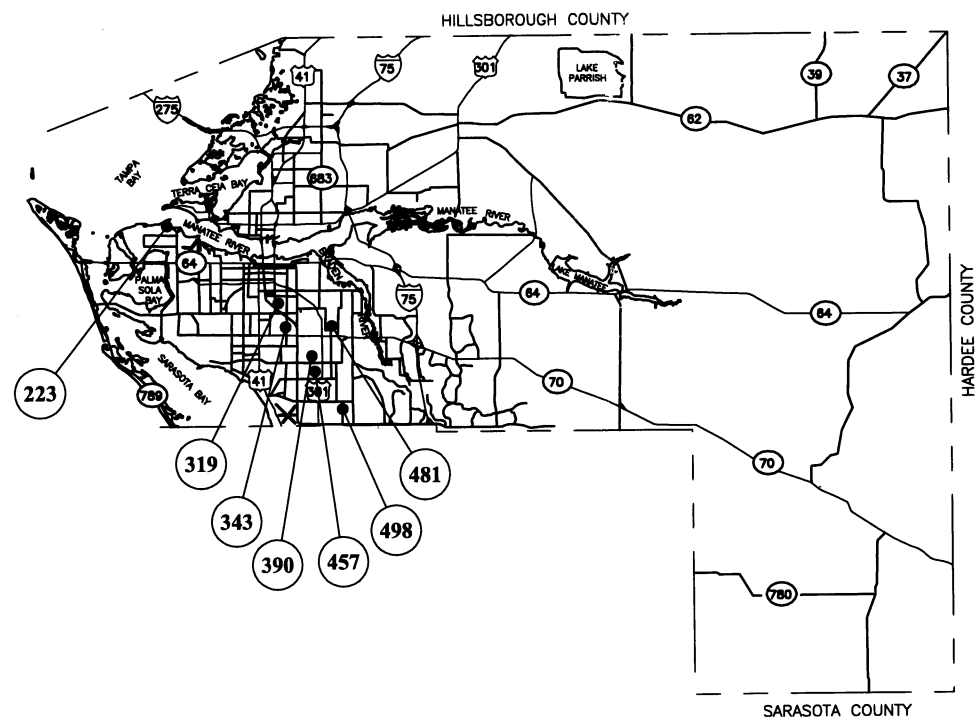
#### 402-0019707 / 5001301

JANUARY 2012

THESE PLANS HAVE BEEN DESIGNED ON 11x17 SHEETS

**SATELLITE LIFT STATION R & R**  
**2012 GROUP 1**  
**COVER SHEET**

L.S. NAME/NO.	RTU #	ADDRESS	JL NUMBERS
RIVERVIEW LANDINGS	337	2403 84TH ST CR NW	5001357
MANATEE WOODS	319	3600 3RD ST E	5001356
S-7	343	1403 44TH AVE E	5001355
BRADENTON TRANS. CENTER	345	2102 63RD AVE E	5001354
WHITFIELD INDUST. PARK. 1	457	8519 WHITFIELD INDUSTRIAL PARK LOOP	5001353
CANDLEWOOD	481	4900 30TH ST E	5001359
COPPERFIELD	498	7839 38TH ST CT E	5001358



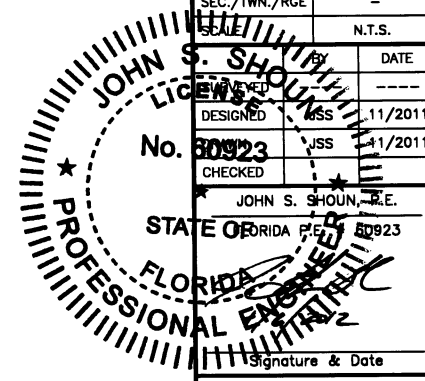
NO.	INDEX OF SHEETS
1.	COVER SHEET
2.	GENERAL NOTES & LEGEND
3.	VICINITY MAPS
4.	RIVERVIEW LANDINGS (RTU 223)
5.	MANATEE WOODS (RTU 319)
6.	S-7 (RTU 343)
7.	BRADENTON TRANSITIONAL CENTER (RTU 345)
8.	WHITFIELD INDUSTRIAL PARK 1 (RTU 457)
9.	CANDLEWOOD (RTU 481)
10.	COPPERFIELD (RTU 498)
11.	DETAILS
12.	EROSION CONTROL

**PROJECT DESCRIPTION**

REHABILITATE SEVEN (7) SEWAGE LIFT STATIONS TO REDUCE RISK TO PUBLIC HEALTH AND ENVIRONMENTAL POLLUTION. THE WORK SHALL CONSIST OF, BUT NOT LIMITED TO, WET WELL CLEANING, THE REPLACEMENT OF DISCHARGE PIPING, FITTINGS, VALVES, SWING CHECK VALVES, GUIDE RAILS, PIPE BRACINGS, BASE ELLS, AND/OR MOUNTING PLATES. WET WELL LINER MAY NEED TO BE INSTALLED, REPAIRED OR REPLACED. SEE INDIVIDUAL PLAN SHEETS FOR SPECIFIC REHABILITATION REQUIREMENTS FOR EACH LIFT STATION.

PROJECT #	402-0019707 / 5001301
SURVEY #	-
SEC./TWN./RGE	-
SCALE	N.T.S.

NO.	DATE
DESIGNED	JSS 11/2011
CHECKED	JSS 11/2011
JOHN S. SHOUN, P.E.	
STATE OF FLORIDA REG. # 80923	
Signature & Date	



COPYRIGHT 2010 MANATEE COUNTY GOVERNMENT | S:\P.W.D. Engineering - Share\Util Eng Design\Proj\San SWR Pro\San SWR - LS Upgrade\Schmitt LS R & R 2012 Group 1.dwg - Cover - 1/6/2012 1:06 PM Jim Anderson, 1:1 Taboad (11 x 17)



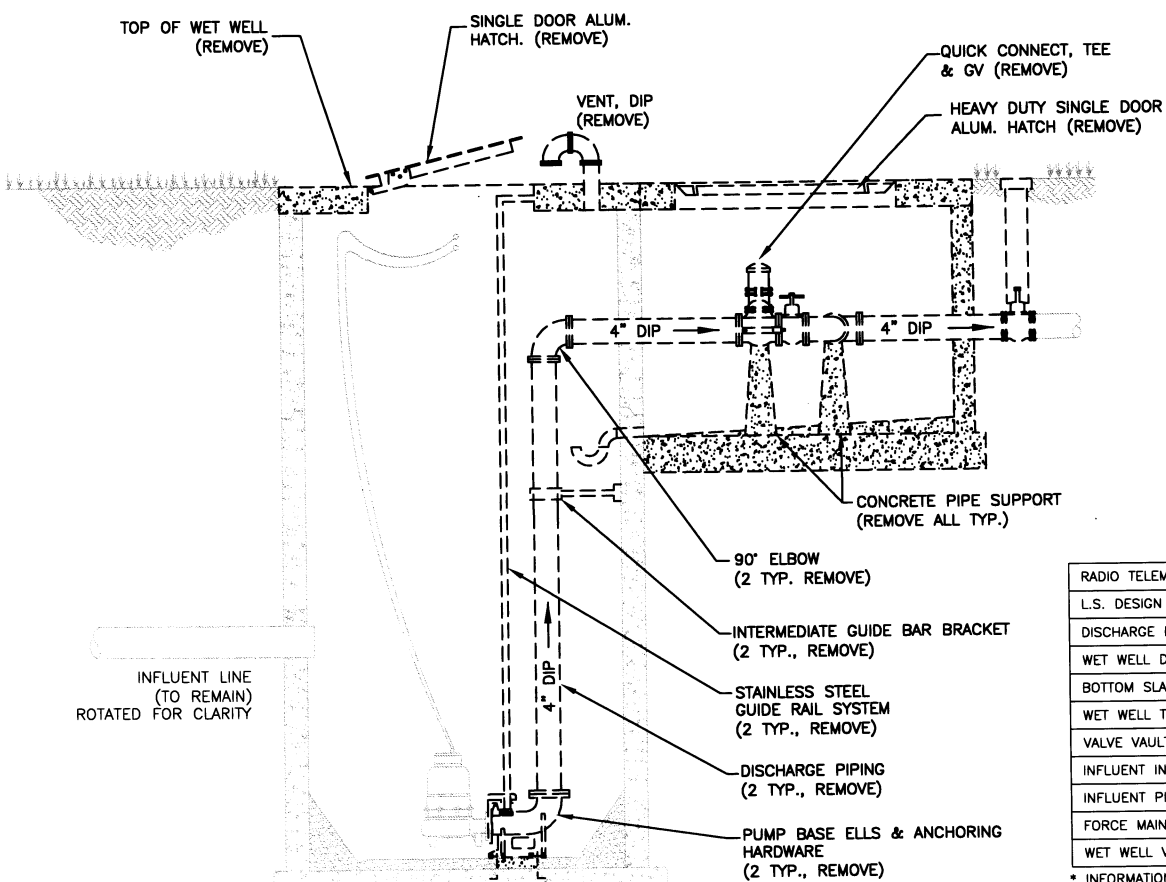
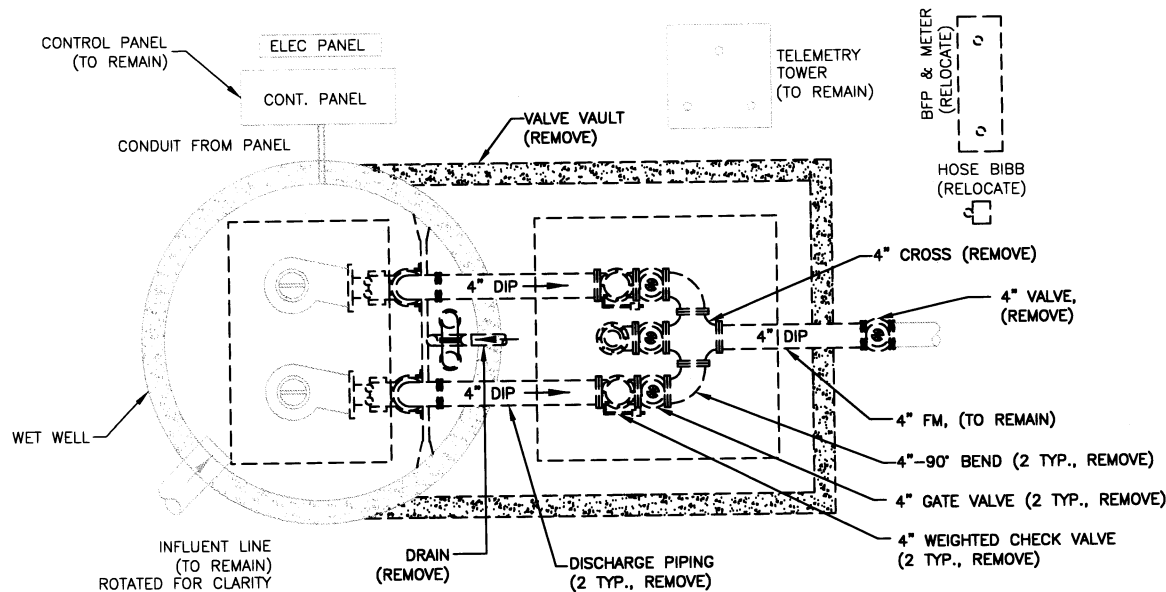


# EXISTING

## NOTES:

1. THE WET WELL AND VALVE VAULT CONFIGURATION SHOWN ON THESE GRAPHICS IS FOR IDENTIFICATION OF COMPONENTS TO BE REMOVED. THE CONTRACTOR SHALL FIELD VERIFY ALL EXISTING CONDITIONS, ELEVATIONS, CONFIGURATION, ETC. FOR ACCURACY.
2. THE CONTRACTOR/BIDDER SHALL FIELD VERIFY ALL EXISTING CONDITIONS AND DIMENSIONS.
3. THE CONTRACTOR/BIDDER SHALL DETERMINE THE DISCHARGE PIPING ELEVATIONS DURING THE SITE VISITS.
4. REMOVAL AND REINSTALLATION OF THE PUMPS DURING THE REHABILITATION SHALL BE DONE BY MANATEE COUNTY PERSONNEL IN COORDINATION WITH THE CONTRACTOR

5. BY-PASS PUMPING IS THE RESPONSIBILITY OF THE CONTRACTOR.
6. MANATEE COUNTY GOVERNMENT WILL PROVIDE ONE (1) LIFT STATION SHUT-DOWN AT NO COST TO THE CONTRACTOR. ADDITIONAL SHUT-DOWNS WILL COST THE CONTRACTOR \$3,500 EACH, IF NEEDED.
7. THE CONTRACTOR IS RESPONSIBLE FOR RESTORING ANY DAMAGED LANDSCAPING TO EXISTING OR DESIGN CONDITIONS.
8. THE WORK AREA IS LIMITED TO THE LIFT STATION SITE.



RADIO TELEMETRY UNIT (RTU)	223
L.S. DESIGN CAPACITY GPM/TDH	275/15
DISCHARGE PIPING DIAMETER	4"
WET WELL DIAMETER	6'
BOTTOM SLAB ELEVATION	-7.44
WET WELL TOP ELEVATION	10.00
VALVE VAULT TOP ELEVATION	10.00
INFLUENT INVERT ELEVATION	-3.22
INFLUENT PIPE SIZE	(2)-8"
FORCE MAIN DIAMETER	4"
WET WELL VENT PIPE	DIP

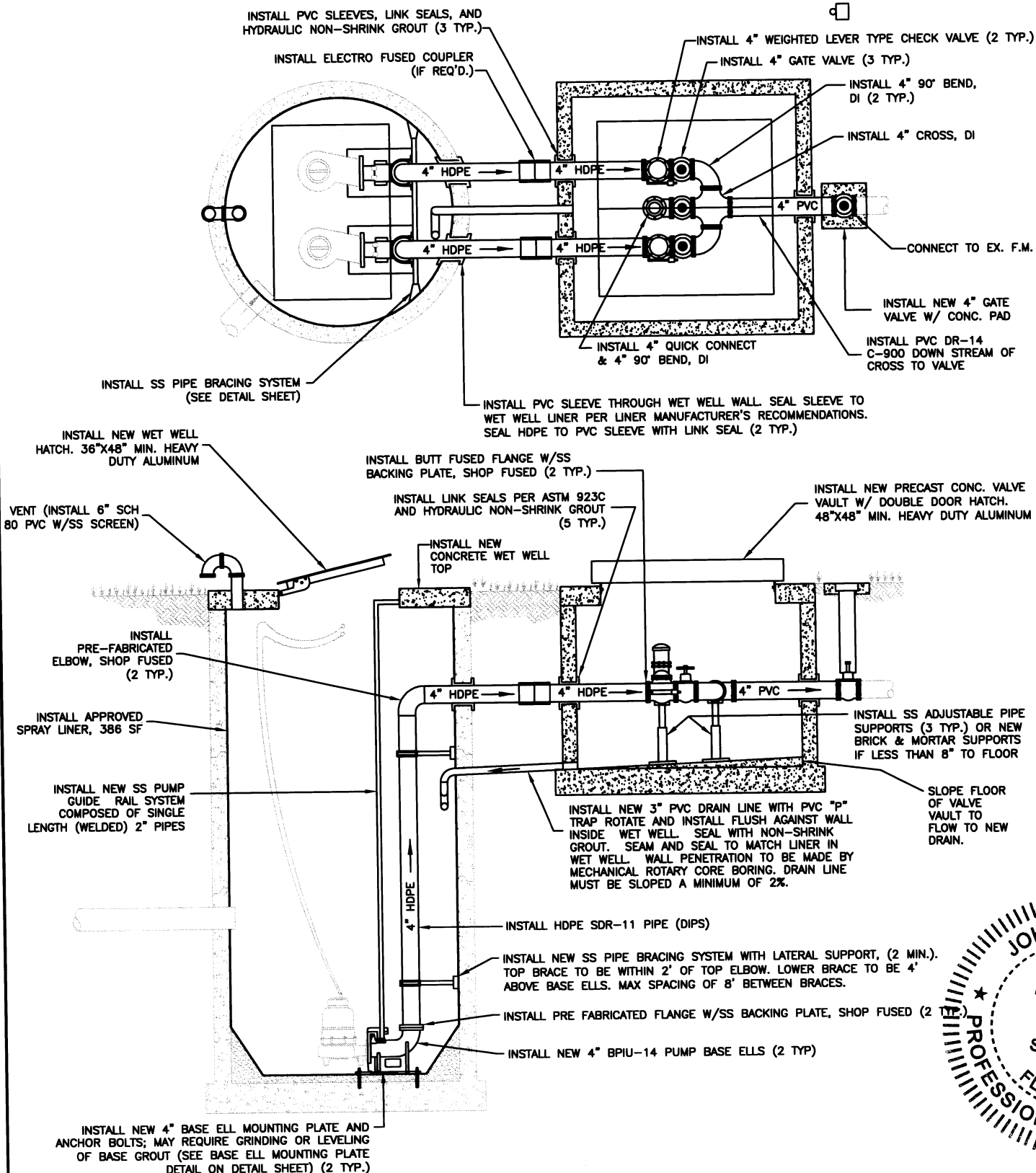
\* INFORMATION TAKEN FROM LIFT STATION DATA FILE (LSINFO.XLS 2012) & RECORD DRAWINGS

# PROPOSED

INSTALL FIBERGLASS W.W. LINER	NO
APPLY SPRAY LINER W.W. LINER	YES
INSTALL STILLING WELL	NO
INSTALL G.V. OUTSIDE OF VAULT	YES
NEW HDPE PIPING IN W.W.	YES
NEW BASE ELL	YES
RAISE TOP OF WET WELL:	NO
RAISE TOP OF VALVE VAULT:	NO
REPLACE WET WELL VENT PIPE	YES
UPGRADE BFP TO STANDARD, US-15	NO
RELOCATE WATER SERVICE	YES

## NOTES:

1. CONTRACTOR SHALL NOT BACKFILL OVER ELECTROFUSED COUPLINGS UNTIL INSPECTOR HAS VISUALLY CHECKED IT FOR LEAKS DURING PUMP STARTUP OR PRESSURE TEST AS DIRECTED BY THE ENGINEER.
2. ALL MATERIALS AND INSTALLATION SHALL BE IN ACCORDANCE WITH THE LATEST MANATEE COUNTY PUBLIC WORKS UTILITY STANDARDS.
3. CONTRACTOR TO REPLACE (FILL IN) ERODED GROUND AROUND LIFT STATION WET WELL & VALVE VAULT TOPS TO MATCH THE ELEVATION OF REMAINING NATURAL GROUND. THE GROUND AROUND THE LIFT STATION SHALL BE STABILIZED TO PREVENT FUTURE EROSION.



MANATEE COUNTY, FLORIDA  
PUBLIC WORKS DEPARTMENT  
ENGINEERING SERVICES

1022 26th Avenue East  
Bradenton, FL 34208

THESE PLANS HAVE BEEN DESIGNED ON 11x17 SHEETS

**SATELLITE LIFT STATION R & R  
2012 GROUP 1  
RIVERVIEW LANDINGS, RTU 223**

DATE	
BY	
REVISION DESCRIPTION	
NO.	
PROJECT #	402-0019707 / 5001357
SURVEY #	
SEC./TWN./RGE	22&23/35/17
SCALE	N.T.S.
DATE	
DESIGNED	1/2011
DRAWN	1/2011
CHECKED	
STATE OF FLORIDA	
PROFESSIONAL ENGINEER	
Signature & Date	

**JOHN S. SHULIN**  
No. 60923  
FLORIDA P.E. 60923

COPYRIGHT 2010 MANATEE COUNTY GOVERNMENT | S:\PMD\_Engineering\_Share\Util\_Eng\_Design\Proj\SSR\_Proj\San\_Sw - US Upgrades\Satellite LS R & R 2012 Group 1.dwg | 1/6/2012 10:08 PM Jim Anderson, L1 | Tablod (1) x 17





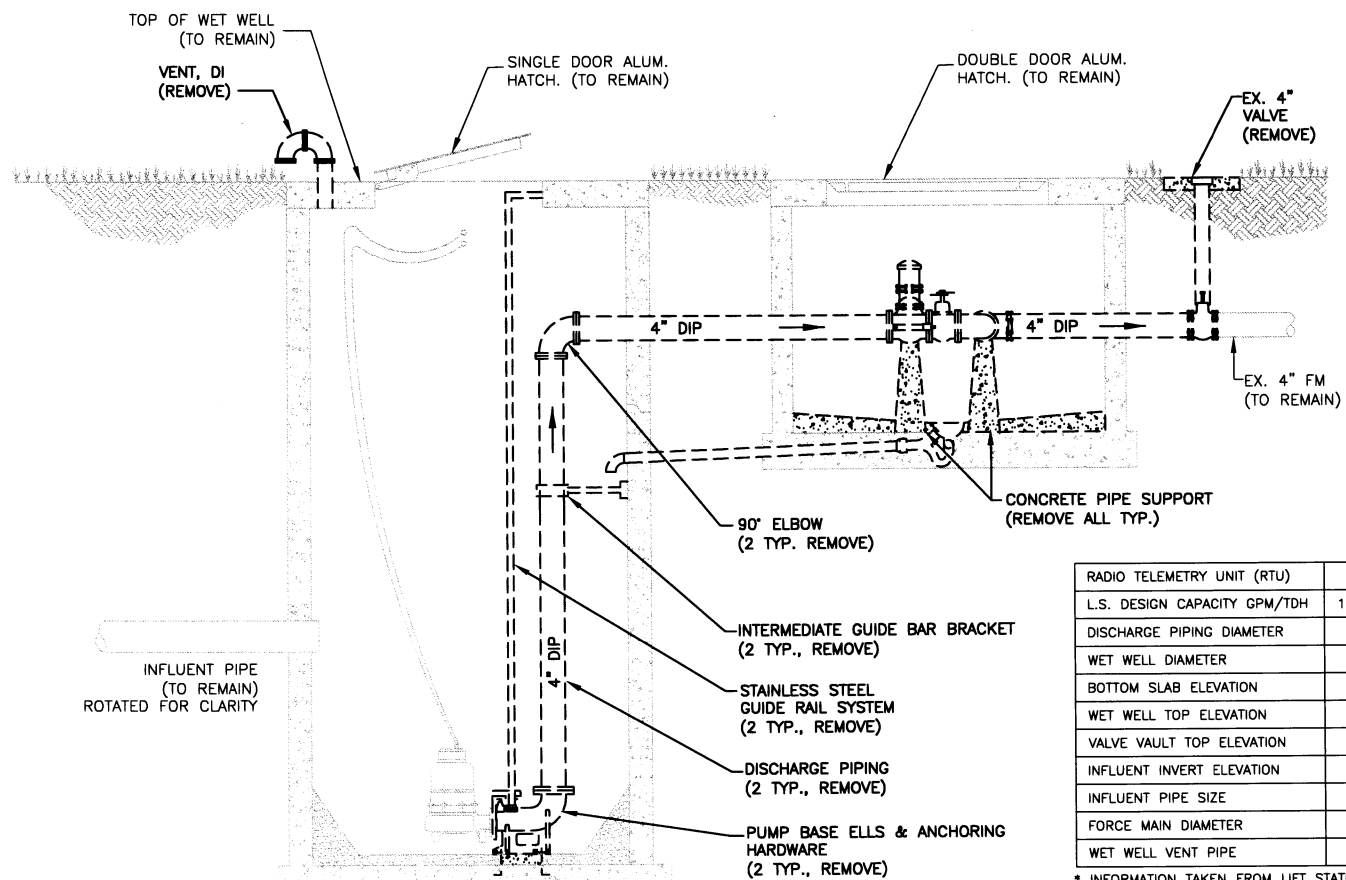
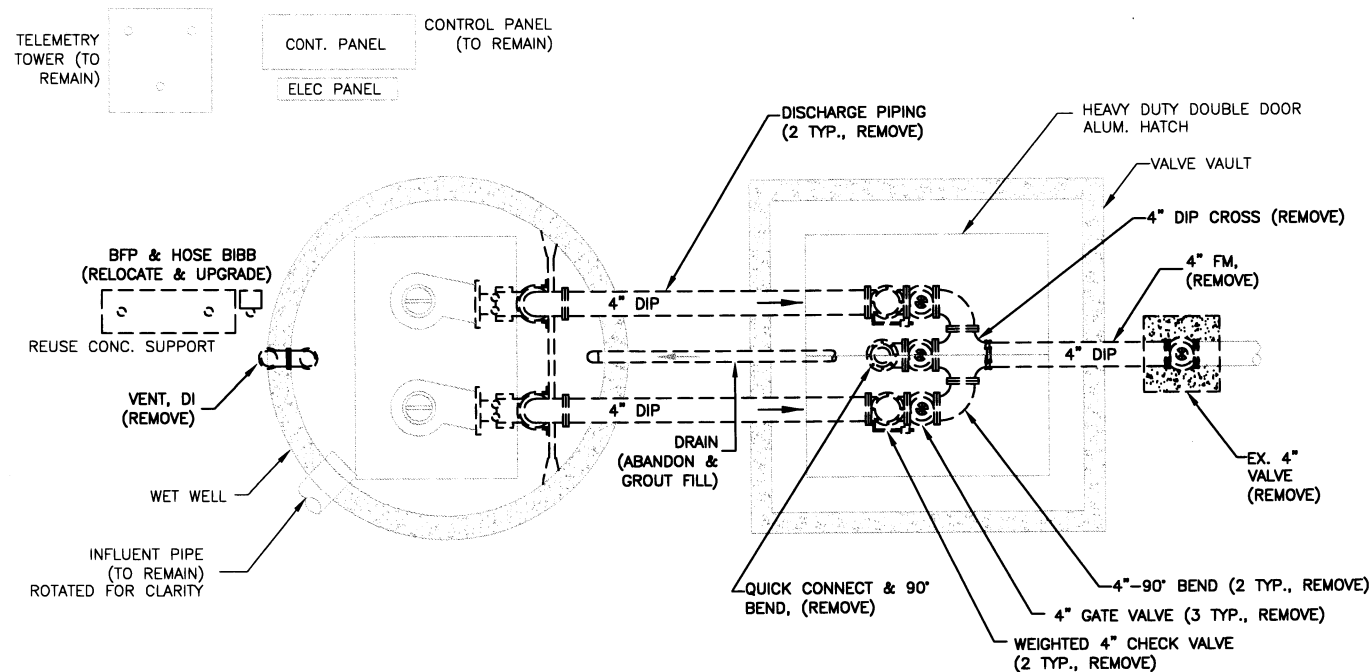


# EXISTING

## NOTES:

1. THE WET WELL AND VALVE VAULT CONFIGURATION SHOWN ON THESE GRAPHICS IS FOR IDENTIFICATION OF COMPONENTS TO BE REMOVED. THE CONTRACTOR SHALL FIELD VERIFY ALL EXISTING CONDITIONS, ELEVATIONS, CONFIGURATION, ETC. FOR ACCURACY.
2. THE CONTRACTOR/BIDDER SHALL FIELD VERIFY ALL EXISTING CONDITIONS AND DIMENSIONS.
3. THE CONTRACTOR/BIDDER SHALL DETERMINE THE DISCHARGE PIPING ELEVATIONS DURING THE SITE VISITS.
4. REMOVAL AND REINSTALLATION OF THE PUMPS DURING THE REHABILITATION SHALL BE DONE BY MANATEE COUNTY PERSONNEL IN COORDINATION WITH THE CONTRACTOR

5. BY-PASS PUMPING IS THE RESPONSIBILITY OF THE CONTRACTOR.
6. MANATEE COUNTY GOVERNMENT WILL PROVIDE ONE (1) LIFT STATION SHUT-DOWN AT NO COST TO THE CONTRACTOR. ADDITIONAL SHUT-DOWNS WILL COST THE CONTRACTOR \$3,500 EACH, IF NEEDED.
7. THE CONTRACTOR IS RESPONSIBLE FOR RESTORING ANY DAMAGED LANDSCAPING TO EXISTING OR DESIGN CONDITIONS.
8. THE WORK AREA IS LIMITED TO THE LIFT STATION SITE.



RADIO TELEMETRY UNIT (RTU)	345
L.S. DESIGN CAPACITY GPM/TD	104/14
DISCHARGE PIPING DIAMETER	4"
WET WELL DIAMETER	6"
BOTTOM SLAB ELEVATION	-0.91
WET WELL TOP ELEVATION	18.80
VALVE VAULT TOP ELEVATION	18.80
INFLUENT INVERT ELEVATION	4.70
INFLUENT PIPE SIZE	8"
FORCE MAIN DIAMETER	8"
WET WELL VENT PIPE	DIP


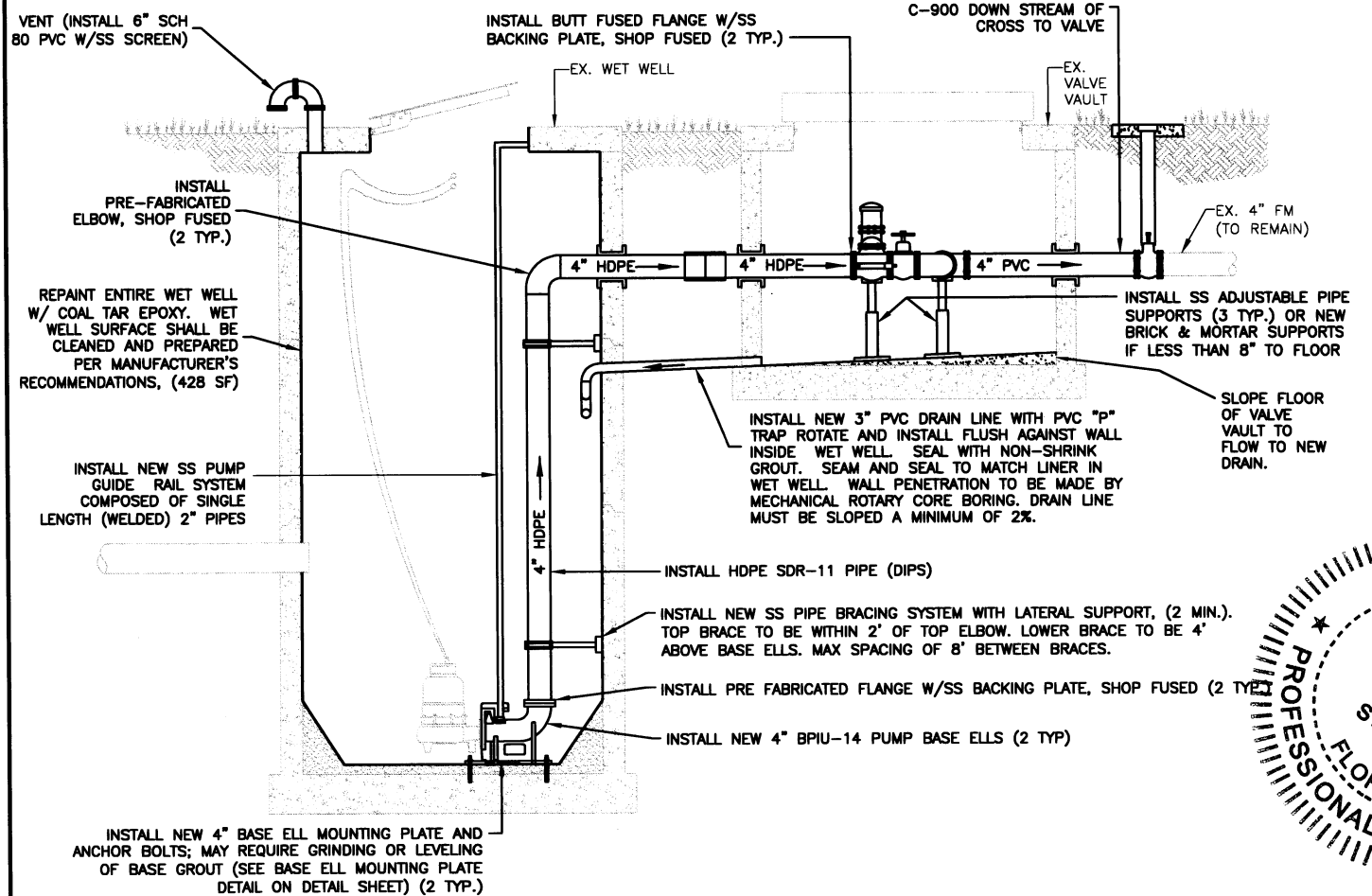
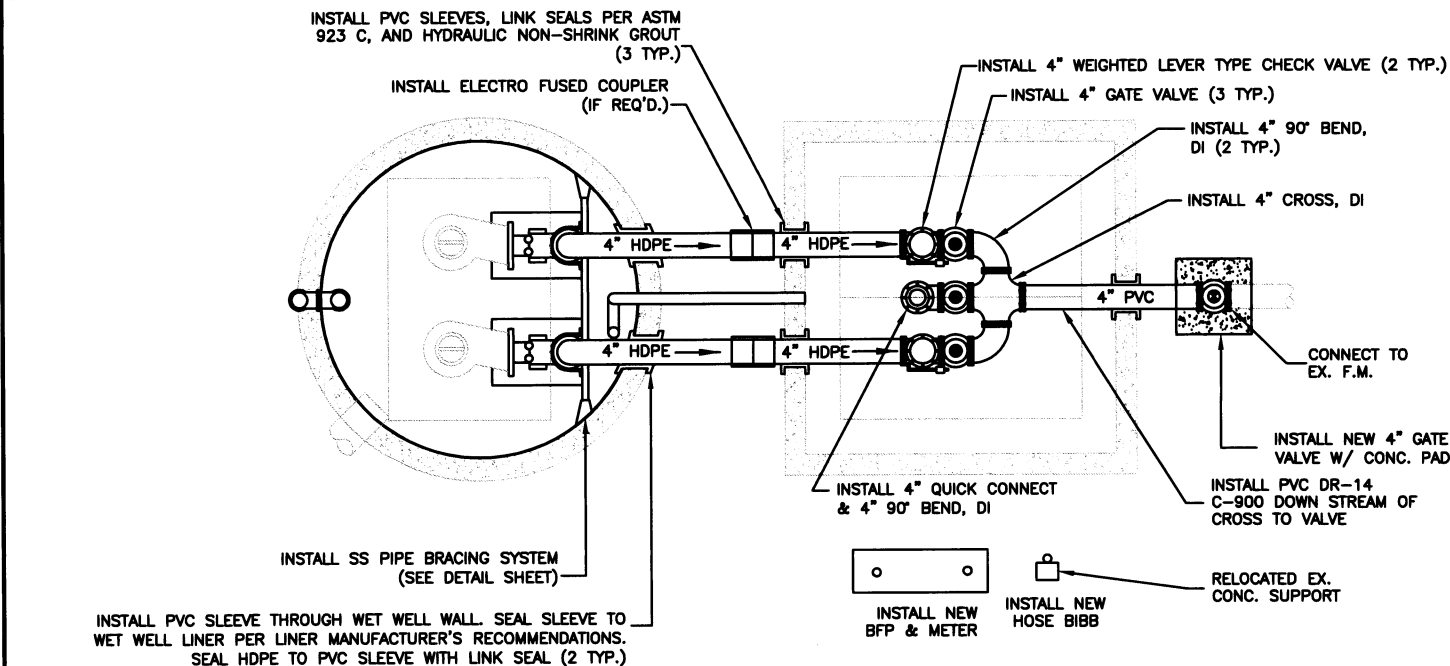
\* INFORMATION TAKEN FROM LIFT STATION DATA FILE (LSINFO.XLS 2012) & RECORD DRAWINGS

# PROPOSED

INSTALL FIBERGLASS W.W. LINER	NO
APPLY SPRAY LINER W.W. LINER	NO
INSTALL STILLING WELL	NO
INSTALL G.V. OUTSIDE OF VAULT	NO
NEW HDPE PIPING IN W.W.	YES
NEW BASE ELL	YES
RAISE TOP OF WET WELL:	NO
RAISE TOP OF VALVE VAULT:	NO
REPLACE WET WELL VENT PIPE	YES
UPGRADE BFP TO STANDARD, US-15	YES
RELOCATE WATER SERVICE	YES

## NOTES:

1. CONTRACTOR SHALL NOT BACKFILL OVER ELECTROFUSED COUPLINGS UNTIL INSPECTOR HAS VISUALLY CHECKED IT FOR LEAKS DURING PUMP STARTUP OR PRESSURE TEST AS DIRECTED BY THE ENGINEER.
2. ALL MATERIALS AND INSTALLATION SHALL BE IN ACCORDANCE WITH THE LATEST MANATEE COUNTY PUBLIC WORKS UTILITY STANDARDS.



THESE PLANS HAVE BEEN DESIGNED ON 11x17 SHEETS

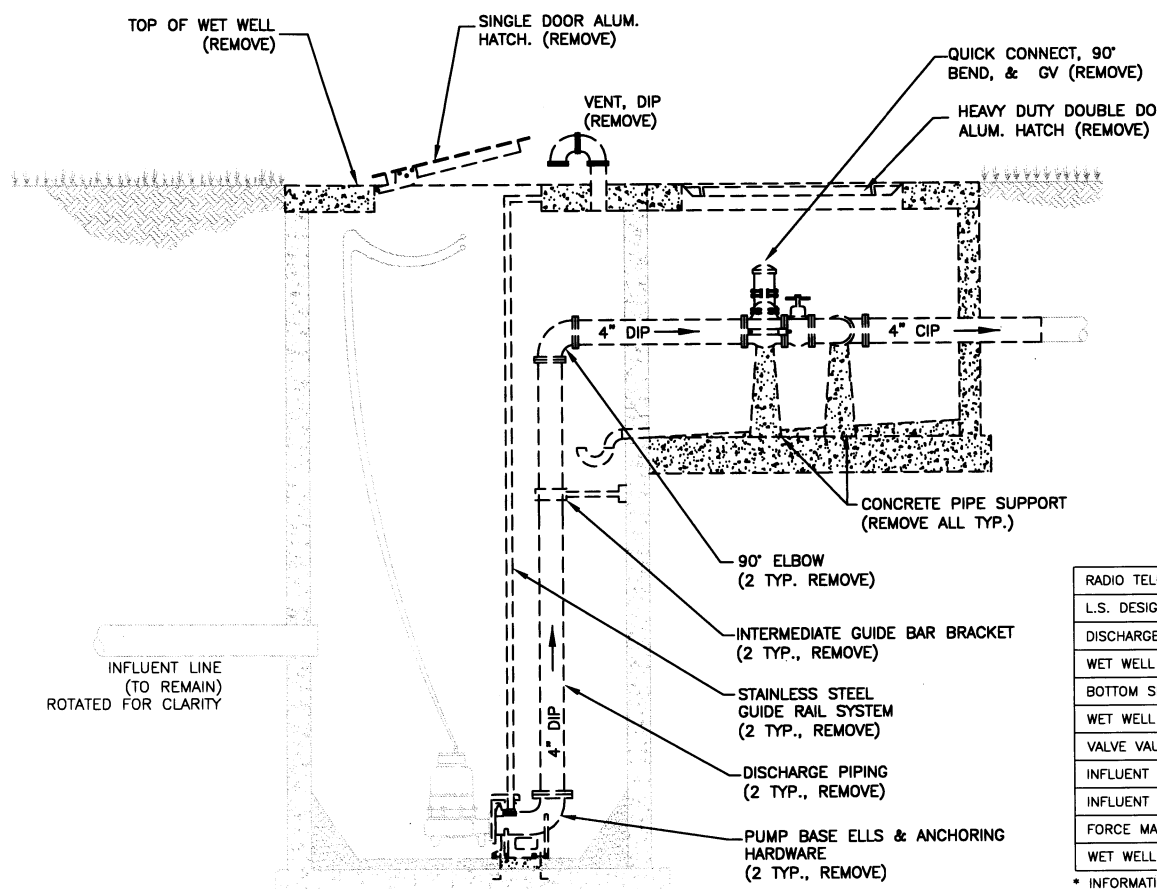
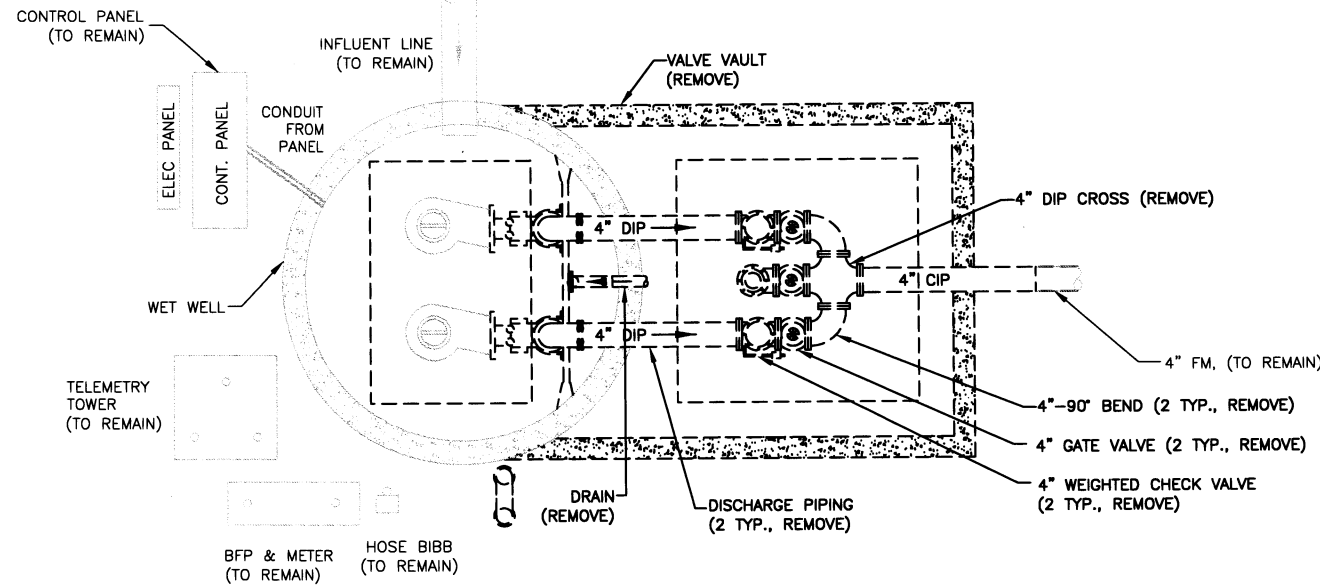
**SATELLITE LIFT STATION R & R**  
**2012 GROUP 1**  
**BRADENTON TRANSITIONAL CENTER, RTU 345**

DATE	
BY	
REVISION DESCRIPTION	
NO.	
PROJECT #	402-0019707 / 5001354
SURVEY #	
SEC./TWN./RGE	31/35/19
SCALE	N.T.S.
DESIGNED	J.S.S. 12/2011
CHECKED	J.S.S. 12/2011
DATE	
PROF. ENGINEER	JOHN S. SHOWN, P.E.
FLORIDA P.E. #	6092
Signature & Date	

# EXISTING

## NOTES:

1. THE WET WELL AND VALVE VAULT CONFIGURATION SHOWN ON THESE GRAPHICS IS FOR IDENTIFICATION OF COMPONENTS TO BE REMOVED. THE CONTRACTOR SHALL FIELD VERIFY ALL EXISTING CONDITIONS, ELEVATIONS, CONFIGURATION, ETC. FOR ACCURACY.
2. THE CONTRACTOR/BIDDER SHALL FIELD VERIFY ALL EXISTING CONDITIONS AND DIMENSIONS.
3. THE CONTRACTOR/BIDDER SHALL DETERMINE THE DISCHARGE PIPING ELEVATIONS DURING THE SITE VISITS.
4. REMOVAL AND REINSTALLATION OF THE PUMPS DURING THE REHABILITATION SHALL BE DONE BY MANATEE COUNTY PERSONNEL IN COORDINATION WITH THE CONTRACTOR
5. BY-PASS PUMPING IS THE RESPONSIBILITY OF THE CONTRACTOR.
6. MANATEE COUNTY GOVERNMENT WILL PROVIDE ONE (1) LIFT STATION SHUT-DOWN AT NO COST TO THE CONTRACTOR. ADDITIONAL SHUT-DOWNS WILL COST THE CONTRACTOR \$3,500 EACH, IF NEEDED.
7. THE CONTRACTOR IS RESPONSIBLE FOR RESTORING ANY DAMAGED LANDSCAPING TO EXISTING OR DESIGN CONDITIONS.
8. THE WORK AREA IS LIMITED TO THE LIFT STATION SITE.



RADIO TELEMETRY UNIT (RTU)	457
L.S. DESIGN CAPACITY GPM/TDh	110/24.8
DISCHARGE PIPING DIAMETER	4"
WET WELL DIAMETER	6'
BOTTOM SLAB ELEVATION	26.83
WET WELL TOP ELEVATION	38.00
VALVE VAULT TOP ELEVATION	38.00
INFLUENT INVERT ELEVATION	30.83
INFLUENT PIPE SIZE	8"
FORCE MAIN DIAMETER	4"
WET WELL VENT PIPE	DIP

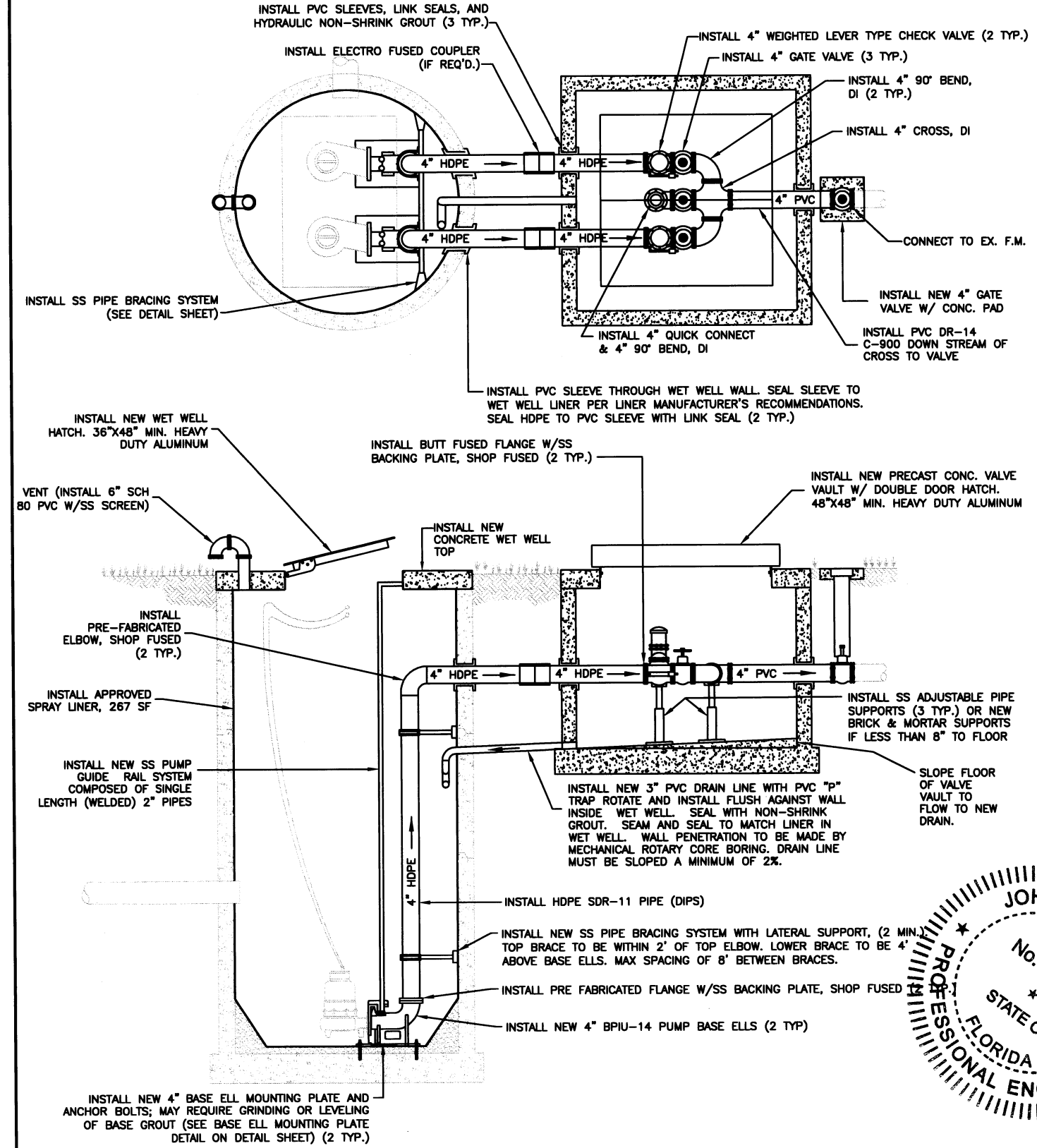
\* INFORMATION TAKEN FROM LIFT STATION DATA FILE (LSINFO.XLS 2012) & RECORD DRAWINGS

# PROPOSED

INSTALL FIBERGLASS W.W. LINER	NO
APPLY SPRAY LINER W.W. LINER	YES
INSTALL STILLING WELL	NO
INSTALL G.V. OUTSIDE OF VAULT	YES
NEW HDPE PIPING IN W.W.	YES
NEW BASE ELL	YES
RAISE TOP OF WET WELL:	NO
RAISE TOP OF VALVE VAULT:	NO
REPLACE WET WELL VENT PIPE	YES
UPGRADE BFP TO STANDARD, US-15	NO
RELOCATE WATER SERVICE	NO

## NOTES:

1. CONTRACTOR SHALL NOT BACKFILL OVER ELECTROFUSED COUPLINGS UNTIL INSPECTOR HAS VISUALLY CHECKED IT FOR LEAKS DURING PUMP STARTUP OR PRESSURE TEST AS DIRECTED BY THE ENGINEER.
2. ALL MATERIALS AND INSTALLATION SHALL BE IN ACCORDANCE WITH THE LATEST MANATEE COUNTY PUBLIC WORKS UTILITY STANDARDS.
3. CONTRACTOR SHALL RESOD DISTURBED AREAS AROUND LIFT STATION, MATCH EXISTING SOD.




MANATEE COUNTY, FLORIDA  
PUBLIC WORKS DEPARTMENT  
ENGINEERING SERVICES

1022 26th Avenue East  
Bradenton, FL 34208

THESE PLANS HAVE BEEN DESIGNED ON 11x17 SHEETS

**SATELLITE LIFT STATION R & R  
2012 GROUP 1  
WHITFIELD INDUSTRIAL PARK 1, RTU 457**

DATE	
BY	
REVISION DESCRIPTION	
NO.	
PROJECT #	402-0019707 / 5001353
SURVEY #	
SEC./TWN./RGE	22/35/18
SCALE	N.T.S.
DESIGNED BY	DATE
DRAWN BY	11/2011
CHECKED BY	11/2011
JOHN S. SHORR, P.E.	
FLORIDA P.E. # 60923	
Signature & Date	



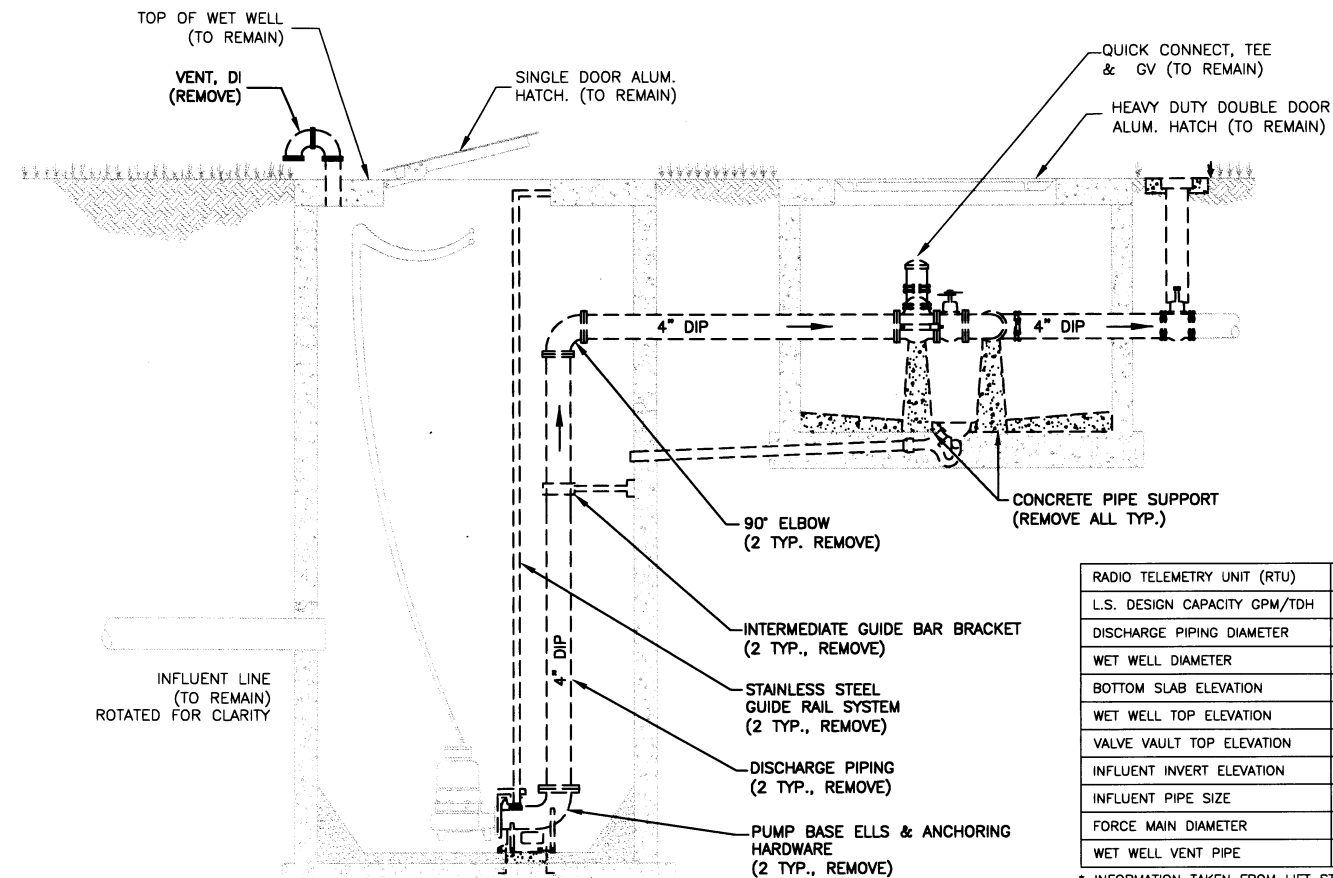
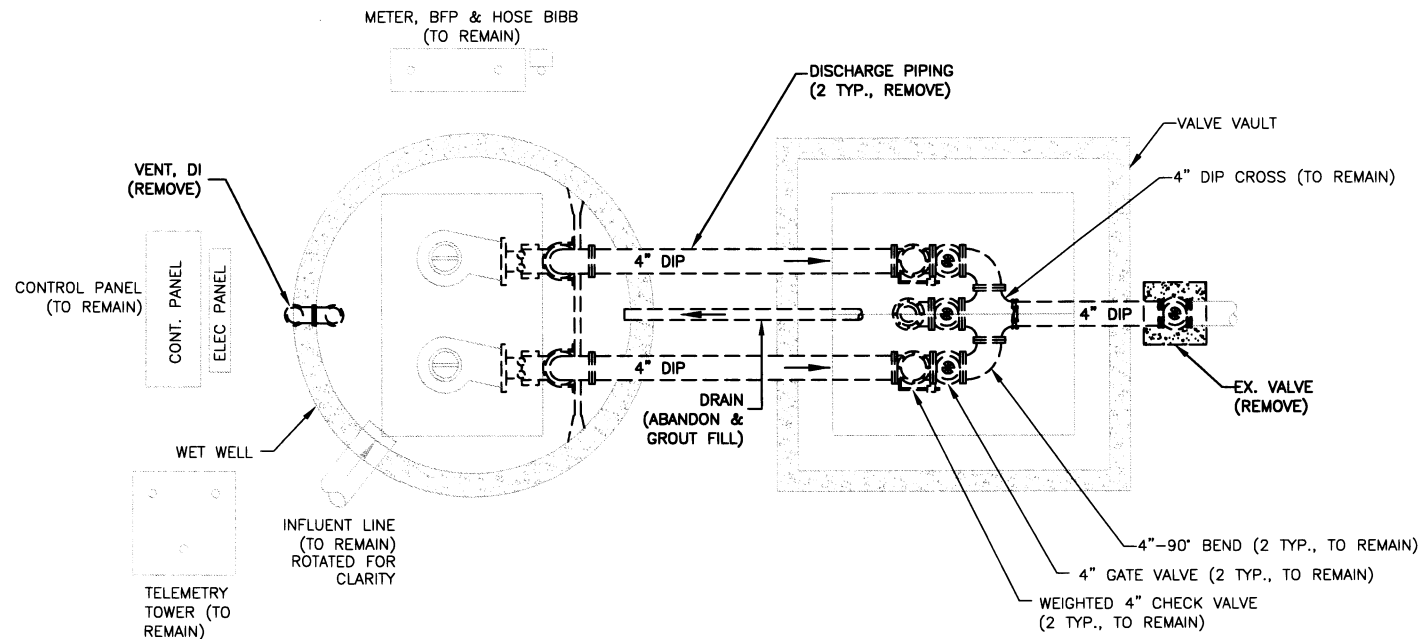
COPYRIGHT 2010 MANATEE COUNTY GOVERNMENT | 51 PWD Engineering, Shore Unit Eng. Design (Pw) | SAN SWR Proj. SWR - US Upgrade | 1/9/2012 1:07 PM | Jm. Anderson, L.S. | 11 x 17

# EXISTING

## NOTES:

1. THE WET WELL AND VALVE VAULT CONFIGURATION SHOWN ON THESE GRAPHICS IS FOR IDENTIFICATION OF COMPONENTS TO BE REMOVED. THE CONTRACTOR SHALL FIELD VERIFY ALL EXISTING CONDITIONS, ELEVATIONS, CONFIGURATION, ETC. FOR ACCURACY.
2. THE CONTRACTOR/BIDDER SHALL FIELD VERIFY ALL EXISTING CONDITIONS AND DIMENSIONS.
3. THE CONTRACTOR/BIDDER SHALL DETERMINE THE DISCHARGE PIPING ELEVATIONS DURING THE SITE VISITS.
4. REMOVAL AND REINSTALLATION OF THE PUMPS DURING THE REHABILITATION SHALL BE DONE BY MANATEE COUNTY PERSONNEL IN COORDINATION WITH THE CONTRACTOR

5. BY-PASS PUMPING IS THE RESPONSIBILITY OF THE CONTRACTOR.
6. MANATEE COUNTY GOVERNMENT WILL PROVIDE ONE (1) LIFT STATION SHUT-DOWN AT NO COST TO THE CONTRACTOR. ADDITIONAL SHUT-DOWNS WILL COST THE CONTRACTOR \$3,500 EACH, IF NEEDED.
7. THE CONTRACTOR IS RESPONSIBLE FOR RESTORING ANY DAMAGED LANDSCAPING TO EXISTING OR DESIGN CONDITIONS.
8. THE WORK AREA IS LIMITED TO THE LIFT STATION SITE.



RADIO TELEMETRY UNIT (RTU)	481
L.S. DESIGN CAPACITY GPM/TD	140/20
DISCHARGE PIPING DIAMETER	4"
WET WELL DIAMETER	6'
BOTTOM SLAB ELEVATION	9.30
WET WELL TOP ELEVATION	29.55
VALVE VAULT TOP ELEVATION	29.55
INFLUENT INVERT ELEVATION	14.15
INFLUENT PIPE SIZE	10"
FORCE MAIN DIAMETER	4"
WET WELL VENT PIPE	DIP

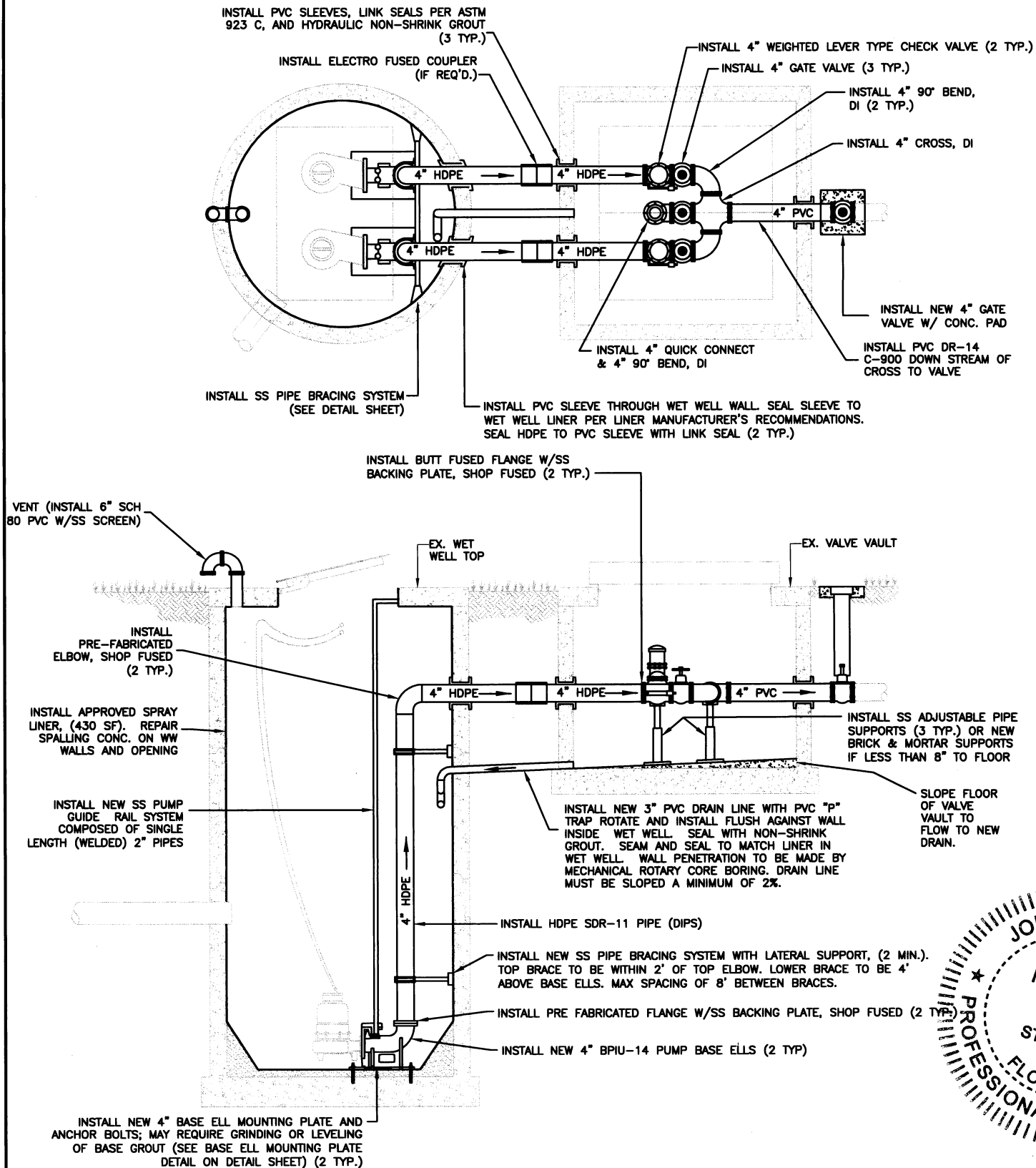
\* INFORMATION TAKEN FROM LIFT STATION DATA FILE (LSINFO.XLS 2012) & RECORD DRAWINGS

# PROPOSED

INSTALL FIBERGLASS W.W. LINER	NO
APPLY SPRAY LINER W.W. LINER	YES
INSTALL STILLING WELL	NO
INSTALL G.V. OUTSIDE OF VAULT	NO
NEW HDPE PIPING IN W.W.	YES
NEW BASE ELL	YES
RAISE TOP OF WET WELL:	NO
RAISE TOP OF VALVE VAULT:	NO
REPLACE WET WELL VENT PIPE	YES
UPGRADE BFP TO STANDARD, US-15	NO
RELOCATE WATER SERVICE	YES

## NOTES:

1. CONTRACTOR SHALL NOT BACKFILL OVER ELECTROFUSED COUPLINGS UNTIL INSPECTOR HAS VISUALLY CHECKED IT FOR LEAKS DURING PUMP STARTUP OR PRESSURE TEST AS DIRECTED BY THE ENGINEER.
2. ALL MATERIALS AND INSTALLATION SHALL BE IN ACCORDANCE WITH THE LATEST MANATEE COUNTY PUBLIC WORKS UTILITY STANDARDS.



MANATEE COUNTY, FLORIDA  
PUBLIC WORKS DEPARTMENT  
ENGINEERING SERVICES

1022 26th Avenue East  
Bradenton, FL 34208

THESE PLANS HAVE BEEN DESIGNED ON 11x17 SHEETS

**SATELLITE LIFT STATION R & R**  
**2012 GROUP 1**  
**CANDLEWOOD, RTU 481**

NO.	DATE	BY	REVISION DESCRIPTION
PROJECT #	402-0019707 / 500159		
SURVEY #	-		
SEC./TWN./RGE	17/34/18		
SCALE	N.T.S.		
DATE			
DESIGNED BY	JSS	11/23/2011	
DRAWN BY	JSS	11/23/2011	
CHECKED BY	JSS	11/23/2011	
DESIGNED BY	JOHN S. SHOUN, P.E.		
CHECKED BY	JOHN S. SHOUN, P.E.		
FLORIDA P.E. #	60023		
Signature & Date			

