
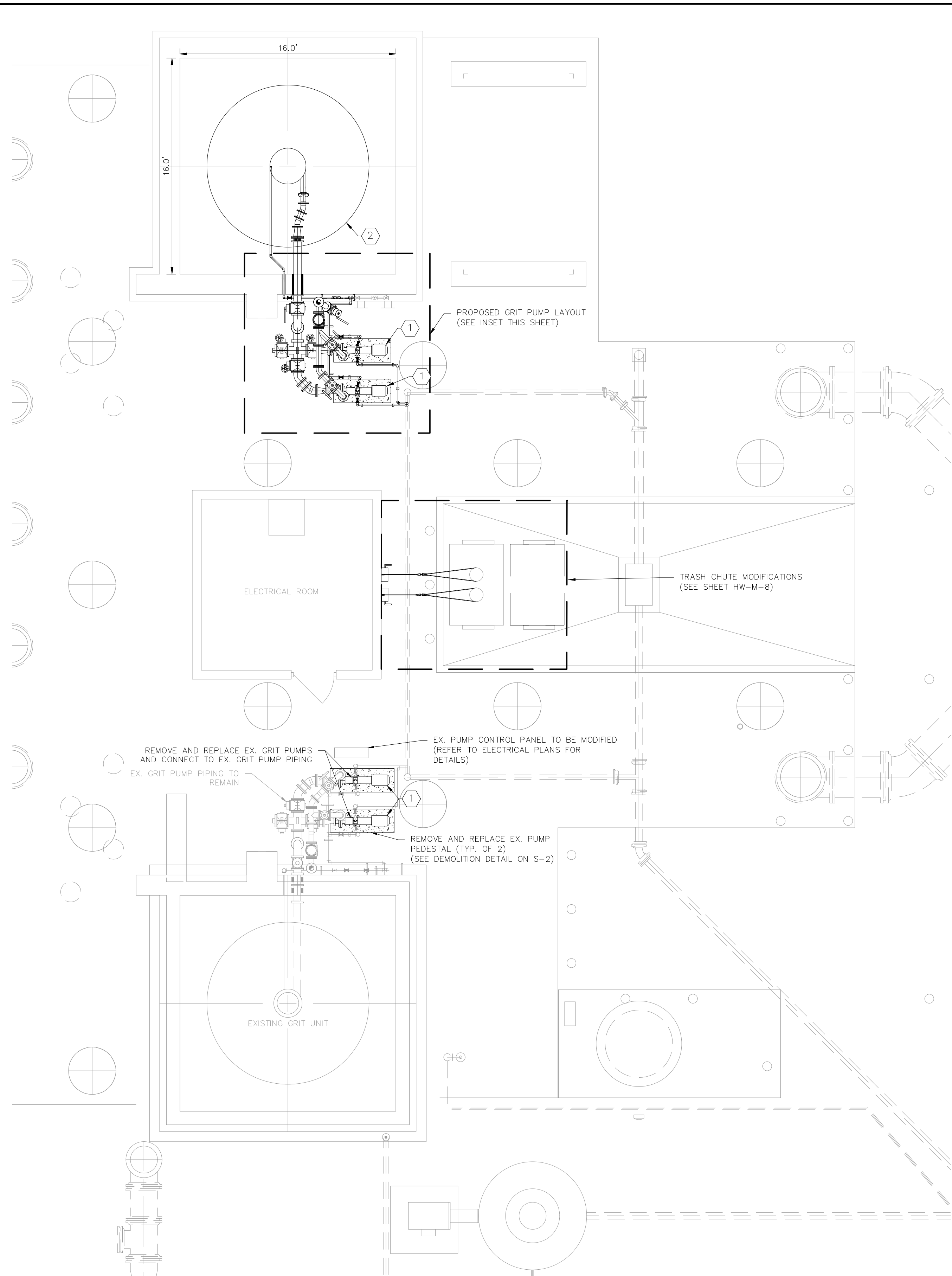
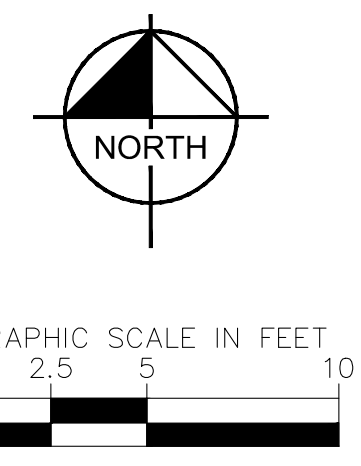


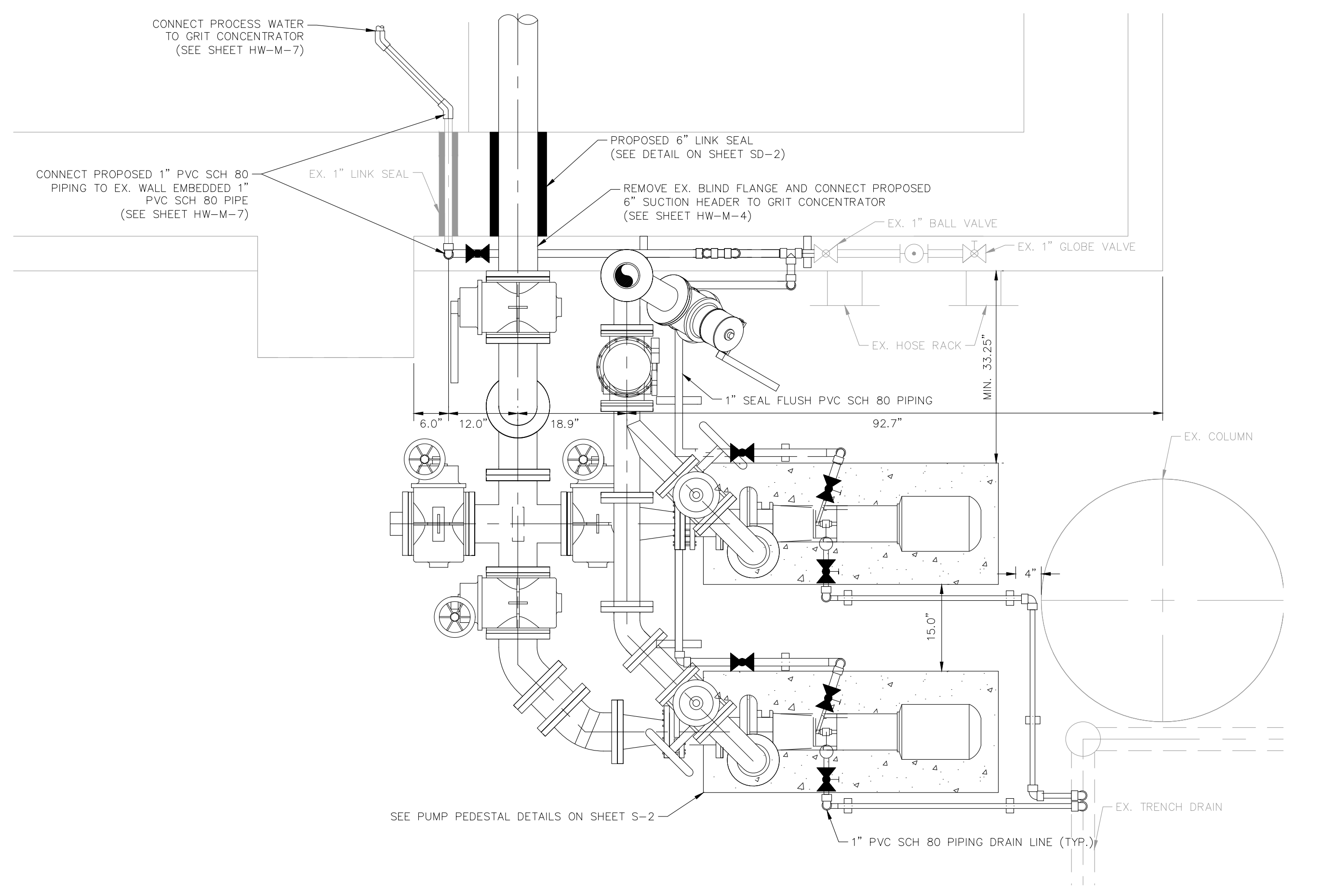
This document, together with the concepts and designs presented herein, is intended only for the specific purpose and client for which it was prepared. Reuse of any improper reliance on this document without written authorization and approval by Kimley-Horn and Associates, Inc. shall be without liability to Kimley-Horn and Associates, Inc.



EX. SITE LAYOUT 1
N.T.S. HW-M-3



- GENERAL NOTES**
- EXISTING STRUCTURE DIMENSIONS AND CONFIGURATION ARE BASED ON AS-BUILT DRAWINGS AND ARE APPROXIMATE. THE CONTRACTOR SHALL CONFIRM AND COORDINATE ALL CONTROLLING FIELD DIMENSIONS BEFORE DEMOLITION, ORDERING, OR FABRICATING ANY MATERIALS.
 - ALL EXPOSED PIPING, FITTINGS, VALVES, AND EQUIPMENT SHALL BE PAINTED PER SPECIFICATIONS SECTION 09902.
- KEY NOTES**
- ① HAYWARD GORDON GRIT PUMP, MODEL XR3(8) TORUS RECESSED IMPELLER, 6 IN IMP, 300 GPM @ 30 FT, 10HP, 60HZ
 - ② EUTEK HEADCELL GRIT CONCENTRATOR, 12' DIA, 8 TRAY



PROPOSED GRIT PUMP LAYOUT
3/4" = 1' - 0"

ADDENDUM #1	12/17/19	BD
No.	REVISIONS	DATE BY

Kimley»Horn

© 2019 KIMLEY-HORN AND ASSOCIATES, INC.
100 2ND AVENUE SOUTH, SUITE 105-N, ST. PETERSBURG, FL 33701
PHONE: 727-547-3999
WWW.KIMLEY-HORN.COM CA 00000696

KHA PROJECT 148400021
DATE 1/7/2019
SCALE AS SHOWN
DESIGNED BY WWW
DRAWN BY KEG
CHECKED BY WEW

Manatee County Florida

NORTH WRF HEADWORKS, CLARIFIERS, AND CCC IMPROVEMENTS

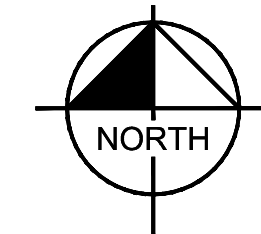
MANATEE COUNTY

LICENSED PROFESSIONAL
W. WADE WOOD, P.E.
FL LICENSE NUMBER 69051
FL DATE:

**HEADWORKS IMPROVEMENTS
BOTTOM LAYOUT PLAN**

SHEET NUMBER HW-M-3

This document, together with the concepts and designs presented herein, is intended only for the specific purpose and client for which it was prepared. Reuse of and improper reliance on this document without written authorization and approval by Kimley-Horn and Associates, Inc. shall be without liability to Kimley-Horn and Associates, Inc.

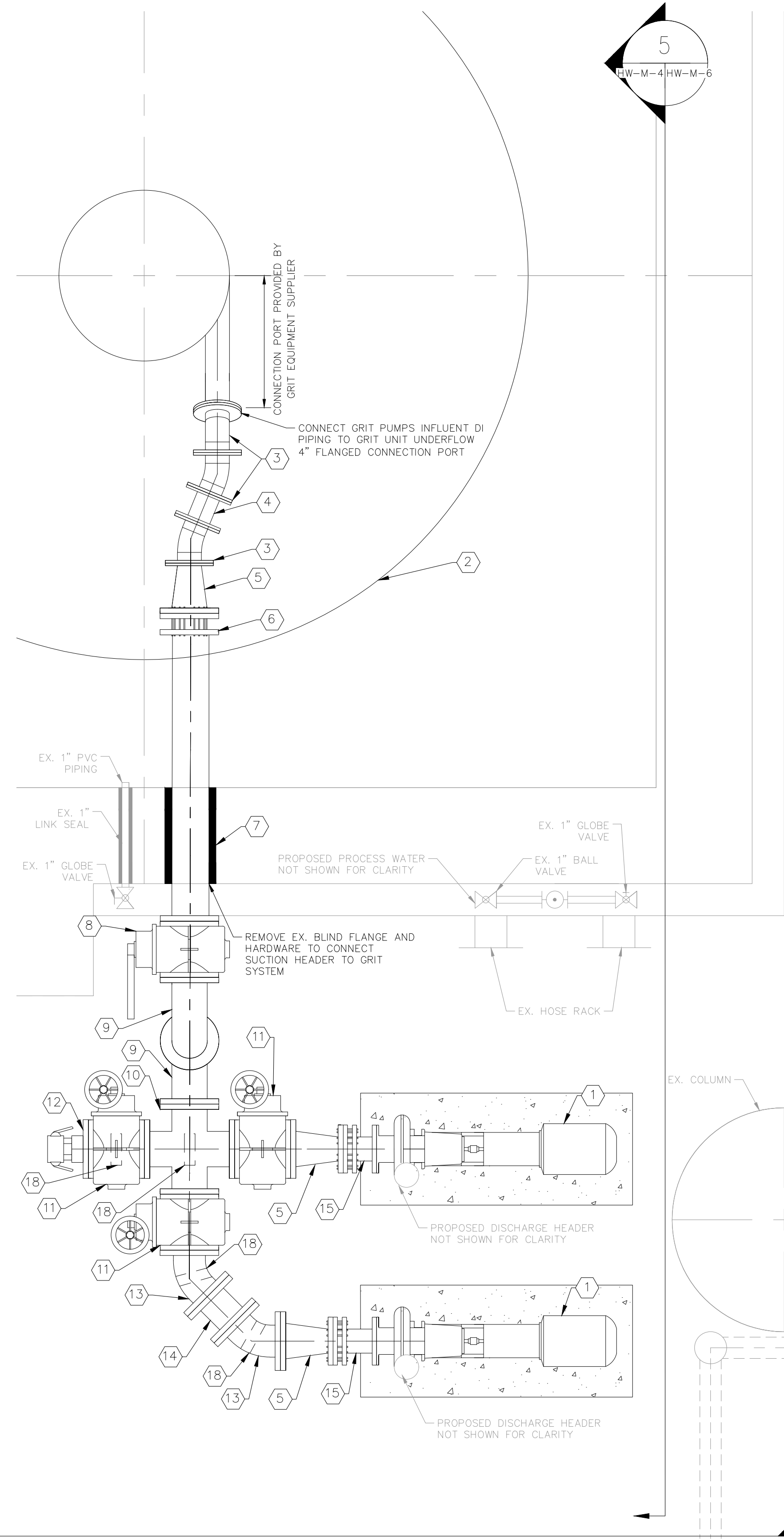


GENERAL NOTES

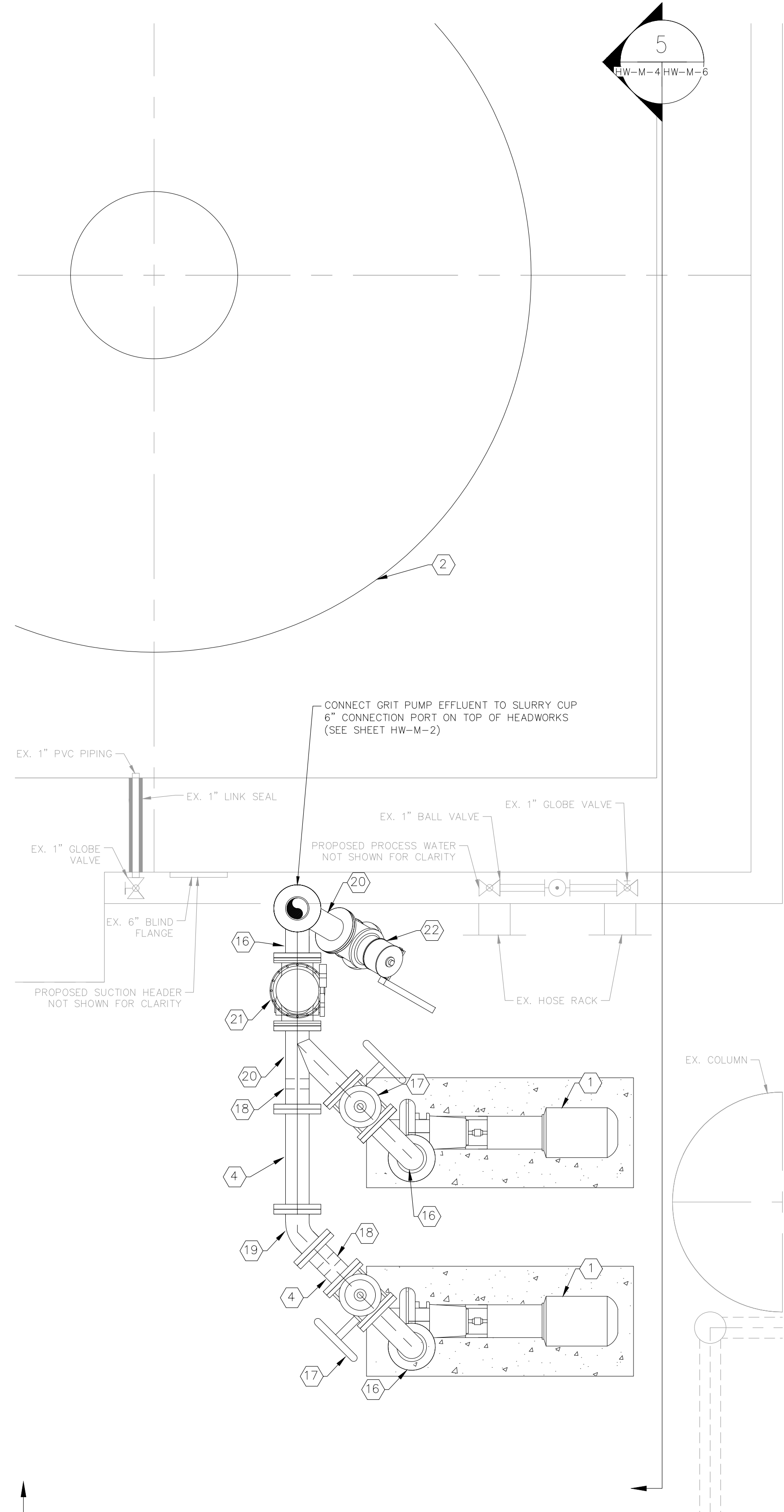
- EXISTING STRUCTURE DIMENSIONS AND CONFIGURATION ARE BASED ON AS-BUILT DRAWINGS AND ARE APPROXIMATE. THE CONTRACTOR SHALL CONFIRM AND COORDINATE ALL CONTROLLING FIELD DIMENSIONS BEFORE DEMOLITION, ORDERING, OR FABRICATING ANY MATERIALS.
- ALL EXPOSED PIPING, FITTINGS, VALVES, AND EQUIPMENT SHALL BE PAINTED PER SPECIFICATIONS SECTION 09902

KEY NOTES

- HAYWARD GORDON GRIT PUMP, MODEL XR3(8) TORUS RECESSED IMPELLER, 6 IN IMP, 300 GPM @ 30 FT, 10HP, 60HZ
- EUTEK HEADCELL GRIT CONCENTRATOR, 12' DIA, 8 TRAY
- 4" DI 22.5' BEND, FL
- 4" DI PIPE, FL
- 6" X 4" DI REDUCER, FL
- 6" DI PIPE, FL X PE W/ FLANGED COUPLING ADAPTER
- LINK SEAL FOR 6" DI PIPE (SEE DETAIL ON SHEET SD-2)
- 6" NUT ACTUATED PLUG VALVE W/ 1' LEVER, FL
- 6" DI 90° LONG RADIUS BEND, FL
- 6" DI CROSS, FL
- 6" HANDWHEEL ACTUATED PLUG VALVE, FL
- 6" DI BLIND FLANGE W/ 4" 316 SS CAMLOCK ADAPTER & CAP
- 6" DI 45° BEND, FL
- 6" DI PIPE, FL
- 4" DI PIPE, FL X PE W/ FLANGED COUPLING ADAPTER
- 4" DI 90° LONG RADIUS BEND, FL
- 4" HANDWHEEL ACTUATED PLUG VALVE, FL
- PIPE COLUMN SUPPORT (SEE DETAIL ON SHEET SD-2)
- 4" DI 45° LONG RADIUS BEND, FL
- 4" DI WYE, FL
- 4" SWING & LEVER CHECK VALVE, FL
- 4" PLUG VALVE W/ 1' LEVER, FL (SUPPORT USING PIPE COLUMN SUPPORT, SEE DETAIL ON SHEET SD-2)



PROPOSED GRIT PUMP SUCTION HEADER LAYOUT
3/4" = 1' - 0"



PROPOSED GRIT PUMP DISCHARGE HEADER LAYOUT
3/4" = 1' - 0"

No.	REVISIONS	DATE	BY

Kimley»Horn
 © 2019 KIMLEY-HORN AND ASSOCIATES, INC.
 100 2ND AVENUE SOUTH, SUITE 105-N, ST. PETERSBURG, FL 33701
 PHONE: 727-547-3999
 WWW.KIMLEY-HORN.COM CA 00000696

KHA PROJECT 148400021
DATE 1/7/2019
SCALE AS SHOWN
DESIGNED BY WWW
DRAWN BY KEG
CHECKED BY WEW

Manatee County Florida
NORTH WRF HEADWORKS, CLARIFIERS, AND CCC IMPROVEMENTS
 MANATEE COUNTY

LICENSED PROFESSIONAL
W. WADE WOOD, P.E.
FL LICENSE NUMBER 69051
FL DATE:

HEADWORKS GRIT PUMP MECHANICAL PLAN

SHEET NUMBER HW-M-4
