

MANATEE COUNTY

November 4, 2009

All Interested Bidders:

SUBJECT: Invitation for Bid #09-3281-OV
Suburban System Water Line Replacement Project, Phase 1
(Project No. 60747.70)

ADDENDUM #2

Bidders are hereby notified that this Addendum shall be acknowledged on page 00300-1 of the Bid Form and made a part of the above named bidding and contract documents. Bids submitted without acknowledgement of the Addendum will be considered incomplete. Please note that this Addendum includes revisions to the Bid Form Pages along with 8 ½ x 11 drawings in order to clarify information which has been requested.

The following items are issued to add to, modify, and clarify the bid and contract documents. These items shall have the same force and effect as the original bidding and contract documents, and cost involved shall be included in the bid prices. Bids to be submitted on the specified bid date, shall conform to the additions and revisions listed herein.

Additional questions shall not be accepted at this time as the stated deadline of October 29, 2009 has lapsed. This deadline has been established to maintain fair treatment of all potential bidders, while maintaining the expedited nature of the Economic Stimulus that the contracting of this work may achieve.

Attachment #1 – CH2MHill Memorandum dated November 4, 2009 responding to the questions presented at the Information Conference along with questions which have been received from various Contractors through the stated deadline of October 29, 2009 at 5:00 P.M.

The Bid Forms attached to this Addendum #2, Pages 00300-1 through 00300-9, supersede all other Bid Forms for this solicitation. These Bid Forms include additions of line items and shall be used in submission of your bid in response to this Invitation for Bid.

Drawings Included:

Addendum Drawing No. 1: Show some meter connection clarifications and a minor change to the drawing legend.

Financial Management Department – Purchasing Division
1112 Manatee Avenue West, Suite 803, Bradenton, FL 34205
Phone: 941-749-3014 – Fax: 941-749-3034

LARRY BUSTLE * DR. GWENDOLYN Y. BROWN * JOHN R. CHAPPIE * RON GETMAN * DONNA G. HAYES * CAROL WHITMORE * JOE
MCCLASH

District 1

District 2

District 3

District 4

District 5

District 6

District 7

November 4, 2009
Invitation for Bid #09-3281-OV
Suburban System Water Line Replacement Project, Phase 1
Page 2 – Addendum No. 2

Drawings included (Continued)

Addendum Drawing No. 2: Shows a revised distribution connection on 16th St. W.

Addendum Drawing No. 3: Shows a revised conflict piping detail on 55th Ave W. near 19th St W.


Drawing T-52 – Suburban Water Plans – shows a portion of the County record drawing information to assist in response to question no. 24. This shows the as-built location and size of existing pipes in the Suburban area. This drawing is attached for information only.

If you have submitted a bid prior to receiving this addendum, you may request in writing that your original, sealed bid be returned to your firm. All sealed bids received will be opened on the date stated.

END OF ADDENDUM #2

Bids will be received at the **Manatee County Purchasing Division, 1112 Manatee Avenue West, Suite 803, Bradenton, FL 34205** until **2:00 P.M. on November 12, 2009.**

Sincerely,



R. C. "Rob" Cuthbert, CPM, CPPO
Purchasing Division Manager

0v
Attachments – (20 Total Pages)

Manatee County Suburban Pipeline Replacement Project - Phase 1 Invitation to Bid (IFB) 09-3281-OV

Addendum No. 2 – Addendum Items, Questions and Responses

TO: Manatee County
FROM: Bob Cannarella
DATE: November 4, 2009

This memorandum is provided to summarize suggested text for Addendum No. 2 for the subject project.

Addendum Items

Changes to the Contract Documents:

The following changes shall be made to the Contract Documents:

Item No. 1: Refer to the Contract Documents, Infrastructure Engineering Standard Specifications: Page 138 of 220: Section 02605 Polyethylene (HDPE) Pipe and Fittings 4 Inch Diameter and Larger:

Change the title of Section 02605 from: Polyethylene (HDPE) Pipe and Fittings 4-Inch Diameter and Larger

to: Polyethylene (HDPE) Pipe and Fittings 3-Inch Diameter and Smaller

Item No. 2: Refer to the contract documents, contract drawings: For some Right-of-Entry meter locations, the drawings show the new service lines for the property in question connecting to the existing meter location. At these locations, new service lines are to be installed to connect with new Right-of-Entry meter locations shown on the drawings. An example of this drawing clarification is shown on Addendum Drawing No. 1. Addendum Drawing No. 1 also provides a clarification to the Legend shown on Sheet G-2. The symbol for existing water meter is revised.

Item No. 3: Refer to the contract documents. As a point of clarification, the contract documents depict the location of existing public and private surface features and utilities found or information provided by utility companies during the survey process which support the design of the project. Verizon Florida, Inc. has not provided the location of underground telephone and fiber optic or other utility assets as of this date and thus they are not shown on the drawings. The drawings show the location of existing above ground Verizon utility assets within the right-of-way. The Contractor is reminded that when above ground utility

junction boxes are present within a right-of-way where new pipeline is to be constructed, it is anticipated that buried underground utilities also are in existence at such locations and between such locations. The Contractor is reminded to follow the requirements outlined in the contract specifications and in the general notes found of Sheet G2 of the drawings regarding requirements for construction of new work and coordination with existing utility companies who may have assets within the work area.

Item No. 4: Refer to the contract documents, contract drawings: At the north end of 16th Street W, revise the connection to the existing water line as shown on Attachment Addendum Drawing No. 2.

Item No. 5: Refer to Question 12 below: The measurement and payment description of Bid Item No. 6 has been revised. Bid Item No. 6 now includes measurement and payment for small diameter and medium diameter distribution system connections. Refer to question no. 12 below.

Item No. 6: Refer to question No. 1 below. A new Bid Item 7 is added to the project as described in the response to Question No. 1 below.

Item No. 7: Due to the addition of new Bid Item No. 7, all subsequent bid items numbers will be revised. There are now a total of 21 Bid Items on the project.

Item No. 8: Due to changes in the bid items Bid Forms “A” and “B” have been revised. In Section 00300 Bid Form Delete Bid Form Pages 00300-2 through 00300-7 and replace them with the new attached bid form pages 00300-2 through 00300-7. Use the attached new bid form pages in submitting bids.

Questions and Responses

Question 1: On sheet C-19 of the drawings, directional drilling under the canal may result in a deep connection at 19th Street W connection point.

Response: The design has been revised at this location to require the construction of ductile iron conflict piping. See attached Addendum Drawing No. 3 for the work required at this location. A new bid item has been added for this work.

Refer to the Contract documents, Infrastructure Engineering Standard Specifications: Page 42 or 220: Section 01150 Measurement and Payment; Paragraph 1.09 Bid Item Descriptions: On page 42 of 220, Add paragraph G and renumber the subsequent bid items accordingly:

- G. Bid Item 7: FURNISH AND INSTALL DIP CONFLICT PIPING 55TH STREET W
1. Description: Under this contract Pay Item, the contractor shall furnish all labor, equipment and materials required for installing conflict piping between 1912 55th Ave W and 19th Street W., complete. No separate payment for pipe, fittings or other work items will be made under other bid items. The work includes providing ductile iron piping and fittings to cross utilities and long span piping to cross a drainage ditch west of 19th Street W as shown on the drawings. The unit price shall include all costs necessary for: survey layout; ductile iron pipe and fittings; long span ductile iron pipe and fittings; joint connection materials including restraining devices; connections to new HDPE pipe; connections to the valve at 19th Street W; excavating and backfilling;

- de-watering; sheeting; shoring; bracing; temporary barricades; traffic and pedestrian control; temporary trench covers; right-of-way protection; flushing; disinfection; connections to other water system components; record documentation and all other work necessary, complete.
2. Measurement and Payment: Payment for this conflict piping system shall be at the lump sum price bid for the work, measured in place complete and accepted.

Question 2 *Some meter boxes appear to be located within concrete driveways. Should the new meter box be moved out of driveways.? Does this require the use of a licensed plumber”?*

Response: Existing meter boxes shall be replaced with new meter boxes and meters at the locations shown on the drawings. For meters located within or adjacent to concrete driveways, install new meter boxes at the location of old meter box. The Contractor may remove and replace sections of concrete driveway as required to complete the installation. Licensed plumbers are to be used for work defined as Right-of-Entry water services – construction on private property locations as shown on the drawings. Other meter box replacement will not require licensed plumbers.

Question 3: *Is there a detail available for the Type III ROE service connection item?*

Response: No detail is available. As indicated in the specifications, the Type III ROE connection will include work to be performed on private property by a plumbing contractor licensed by the State to perform work within Manatee County. The work will generally include: new service piping located on the customers property; the possible installation of a backflow device on some properties along with a thermal expansion tank at a location acceptable to the owner within the owners system; the installation of vacuum breakers on all outside hose bibb connections; the installation of a shut-off valve that is accessible to isolate the customer service. Bidders are encouraged to contact licensed plumbers who have specific experience with the installation of such systems. Bidders should have proposed licensed plumbing subcontractors evaluate the specific requires of the Type III connections required for this project in preparing their bid.

Question 4: *Plan Sheet G-2; General Notes #27, Will the County supply the location of the Sanitary Sewer pipe joints should this situation be encountered?*

Response: The Contractor will have access to all record drawing information contained in the County files. This information may or may not contain information regarding the location of sewer pipe joints. There are a limited number of locations in the project where the question of the exact location of sanitary sewer pipe joints may arise. The Contractor shall include in his bid the cost of exploratory work required to address this question.

Question 5: *Sheet C-1; According to General Note #22, 25th Street W. is to HDPE by direct drill however the plans show (w/ blow-up) the installation of 4 6” x 45 degree bends. Bends*

are not typically installed in direct drills. Please clarify.

Response: True, fittings may not be required for this or other similar locations on the project. Fittings shall be used at locations where the contractor can not develop a drill path plan that maintains the pipe at a depth of cover of not more than 6 feet or when required to manage other horizontal or vertical deflection to accommodate field conditions.

Question 6: Sheet C-1; Is it your intention to install 4 water meters @ lot lines 5403/5405 as shown?

Response: Yes, each existing meter shown on the drawing is to be replaced with a new meter box, and a new meter provided by the County, served either by a single or multiple meter service line from the new main.

Question 7: There are various Fire Hydrants and Valve Boxes to be removed through out the project. I assume the valves are to be closed and left in place. Is this a correct assumption?

Response: Yes, the hydrants and hydrant valve box is to be removed. The valves are to be closed and left in place.

Question 8: Sheet C-5; there is a hydrant to be installed 2 LF south of property line which puts the Hydrant in the middle of a conflict dive (see blow-up on plan sheet). The hydrant tee is not shown in the blow-up. Will the hydrant fit between the existing gas, storm and water main?

Response: There is an 8' gap between the water main and storm line and the FH is shown centered between them. Should field conditions not allow installation of the hydrant at this location, the hydrant can be moved to the south to the lot line between 2406 and 5504.

Question 9: Sheet C-11; there appears to be a new water meter shown on lot 5414 with no means of connection to the new 6" main. Please clarify.

Response: The water meter serving 5414 16th Street W is not a part of this project.

Question 10: Sheet C-18; Lot 2310, is there to be 2 or 4 water meters installed?

Response: The drawings show the location of the existing meter boxes, and the proposed location of the new meter boxes. In this case, 2 new water meters are to be installed.

Question 11: . Sheets C- 19 & C-20; please clarify the number of ROEMR to be installed on each lot. Several lots seem to have more than on WM emblem.

Response: Based upon the field data obtained during the survey phase of the project, the following is noted for the following addresses on C-19 and C-20 along 55th Ave, W: : 2208 one (1) type I; 2108 one (1) Type I; 2104 two (2) Type I; 2004 one (1) Type I; 1912 one (1) Type I; 1902 one (1) Type III; 1808 one (1) Type III; 1807 one (1) Type I; 1806 one (1) Type I; 1804 one (1) Type I; 1802 one (1) Type I.

Question 12: There are line items for the 1 ½" and 2" tie-ins. Where are we to apply the cost of the 6" tie-ins?

Response: The project includes the connection of existing small diameter (1 ½ inch and 2 inch) piping to new distribution system piping and the connection of new medium diameter (6 inch and 8 inch) piping to existing distribution system piping. The location of each connection are shown on the drawings. The project measurement and payment section regarding these connections has been revised. The bid form has been revised to reflect changes in measurement and payment.

Refer to the Contract documents, Infrastructure Engineering Standard Specifications: Page 42 or 220: Section 01150 Measurement and Payment; Paragraph 1.09 Bid Item Descriptions, sub-paragraph F. On page 42 of 220, Delete paragraph F in its entirety and replace it with the following:

- F. Bid Item 6A THROUGH 6B: FURNISH AND INSTALL SMALL AND MEDIUM DIAMETER DISTRIBUTION CONNECTIONS
1. Description: Under this contract Pay Item, the contractor shall furnish all labor, equipment and materials required for installing small and medium diameter distribution piping connections to the new water lines to be constructed under this project.
 - 1.a. Small diameter distribution line connections will be 1 ½ Inch, and 2 Inch in diameter where shown on the drawings. Six (6) inch and larger fittings and plugs to be installed at these locations shall be paid for under a other bid items. The unit price for small diameter connections shall include all costs necessary for: survey layout; connection to the existing and new distribution system; small diameter distribution connection piping and small diameter fittings; small diameter isolation valves; valve joint connection materials including restraining devices; valve boxes in accordance with County Standard detail UW-2; connecting to existing small diameter distribution piping; excavating and backfilling; de-watering; sheeting; shoring; bracing; temporary barricades; traffic and pedestrian control; temporary trench covers; right-of-way protection; flushing; disinfection; connections to other water system components; record documentation and all other work necessary, complete.
 - 1.b. Medium diameter distribution line connections will involve the connection of new 6 inch or 8 inch diameter piping to existing 6 inch or 8 Inch in diameter piping where shown on the drawings. No separate payment for pipe, fittings and valves required by these connections will be made under other bid items. The unit price for medium diameter connections shall include all costs necessary for: survey layout; connection to the existing and new distribution system; medium diameter distribution connection piping and medium diameter fittings; medium diameter isolation valves at the connection; valve and joint connection materials including restraining devices; valve boxes in accordance with County Standard detail UW-2; connecting to existing medium diameter distribution piping; excavating and backfilling; de-watering; sheeting; shoring; bracing; temporary barricades; traffic and

- pedestrian control; temporary trench covers; right-of-way protection; flushing; disinfection; connections to other water system components; record documentation and all other work necessary, complete.
2. Measurement and Payment: Payment for distribution connections shall be at the unit price bid for each small diameter distribution connection installed, measured in place complete and accepted. Payment shall be made under the following Bid Items:
- a. Bid Item 6A - Furnish and Install 1 ½ Inch Connection
 - b. Bid Item 6B - Furnish and Install 2 Inch Connection.
 - c. Bid Item 6C - Furnish and Install 6 inch Connection Near 5506 16th Street W
 - d. Bid Item 6D - Furnish and Install 6 inch Connection Near 5610 16th Street W
 - e. Bid Item 6E - Furnish and Install 8 Inch Connection - 55th Ave W. and 18th Street W

Question 13: How much with the permit fees for the ROE Services?

Response: The Permit Fee will be \$75.00 per service connection.

Question 14: A pay item should be added for the 6"x6" Tap Sleeve and Valve shown on page C-17. No Bid item currently exists.

Response: Revise this connection. Install a cut-in tee and valve at this location rather than a tapping sleeve and valve. The County does not permit size on size taps.

Question 15: Section 01410 identifies testing services will be paid for by the County. I assume this includes density testing as well. Is that correct?

Response: Yes, this is correct.

Question 16: Are details available for the ROE services, especially the Type III (Complex) services?

Response: See response to question 3 above.

Question 17: What type of material are the existing 18" and 20" water mains? This must be known to properly price the tap sleeve and valves on this main.

Response: County records are not available to confirm the material of these two transmission lines. The County believes they are either made of Cast Iron or Ductile Iron. The Contractor should plan to verify the material and diameter of the pipeline at each tap location prior to ordering materials if the Contractor believes that is required.

Question 18: water size is the main service pipe, saddle, corporation stop, etc. to be on the multiple services that are shown to serve 3 and 4 separate meter boxes?

Response: See drawing sheet D-3, County Standard Detail UW-19 for meter service details.

Question 19: Can long services be missiled in where there's not enough room to set up a boring machine?

Response: If the question relates to the use of a pneumatic piercing tool or mole similar to equipment manufactured by TT Technologies, Inc. (Grundomat) , the use of this procedure is not allowed under roadways.

Question 20: Can we use electrofusion technique instead of butt fusion in areas where there is a conflict with placing the fusion machine?

Response: The Contract documents require the use of thermal butt fusion for joining HDPE pipe to HDPE pipe.

Question 21: We are requesting further information for the above mentioned project. - Assuming that on plan sheet C18 property numbers 2305 and 2306 are Type III ROE's. I have only located 9 on the plans where as the bid form states 12.

Response: There are 10 ROE Type III items on sheet C7 and 2 ROE Type III Items on sheet C19. On sheet C18, the ROE Type at 2306 is a Type I.

Question 22: What is the pipe material of the existing 18" and 20" water mains that we are to tap. Do we assume they are ductile iron?

Response: See response to question 17 above.

Question 23: Our takeoff shows that the bid quantity for the ductile iron fitting far exceeds the actual fitting shown on the plans (by 2-3 times if using C-153 weights). This bid quantity should be reduced or the contractor will be forced to unbalance their bid since they will not recuperate their true cost spread over an excessive quantity.

Response: The contractor will be paid for fittings required to complete the work based upon the weight of fittings installed on the project in Tons (without accessories such as glands, gaskets, bolts, restraining devices, etc.). The original fitting tonnage shown in the bid form was based upon the engineers anticipated use of fittings and AWWA C110 Ductile Iron Full Body Fittings with an engineers allowance. The Bid Form has been revised to establish a bid quantity for fittings based upon the use of AWWA C153 Compact fittings.

Question 24 On every drawing, the engineer depicts water mains in which we are to "GROUT ABANDONED WATER MAIN". Oftentimes, they do not provide a diameter of this line. What diameter should we use?.

Response: The length of various size piping to be abandoned and grouted as shown in the bid form was compiled from available County record documents. We are including with

this addendum a record drawing from the County files showing the information available on the existing pipelines to be abandoned and grouted. This drawing is titled as T-52 028 h Suburban Water Plans.

Question 25: Spec book includes information concerning sewer mains, television inspection of sewer mains, lift stations, etc. We have nothing depicted on drawings for these items on sheets G1 – G3, C1 – C20 and D1 – D5. Do we ignore these specs or are we missing drawings?

Response: The technical specification sections conform to Manatee County Utility Public Works Department Utility Standards dated March 2009. County standard specifications cover a wide variety of utility construction items. The Contract drawings depict the work to be constructed. All work shall be in accordance with the Specifications.

Question 26: We understood at the pre-bid conference that horizontal directional drilling is to be used at all locations on this project and NOT jack & bore. Is that correct?

Response: Yes.

Question 27: Please clarify material to be used per application for this specific project. "Section 02609, part 2, 2.01 A. Materials" (p153/220) is contradictory and unclear.

Response: Section 02609 Installation of Pipelines is a County Standard Specification section. If the question pertains to the sentence which reads: However,shall not be used for piping this is both running under and along existing pavement....." this sentence indicates that if a proposed water line is to run under and parallel to the alignment of the roadway, in other words run under the roadway for a long distance say under a driving lane in the same direction as traffic and not just cross the roadway at a point, construction can be with Polyethylene pipe for such installations. On the phase I project, we have new pipes that cross existing roadways. The County wants all such piping to be installed via HDD with HDPE pipe which is consistent with the County Specifications. The last sentence of paragraph 2.01 A. requires that all water services to be installed under existing paving be copper or stainless.

**BID FORM
SECTION 00300 (Addendum No. 2 / 11/04/2009)**

**For: Suburban System – Water Line Replacement Project – Phase 1,
Manatee County, FL**

TOTAL BID PRICE “A”: \$ _____
Based on a Completion Time of 180 calendar days
TOTAL BID PRICE “B”: \$ _____
Based on a Completion Time of 240 calendar days

Two schedules for Completion of the Work shall be considered. Each bid for completion by the specified stated time shall be offered as a separate “Total Bid Price”. The County has the sole authority to select the bid based on the Completion Time which is the best interest of the County. Only one award shall be made.

We, the undersigned, hereby declare that we have carefully reviewed the bid documents, and with full knowledge and understanding of the aforementioned herewith submit this bid, meeting each and every specification, term, and condition contained in the Invitation for Bids.

We understand that the bid technical specifications, terms, and conditions in their entirety shall be made a part of any agreement or contract between Manatee County and the successful bidder. Failure to comply shall result in contract default, whereupon, the defaulting contractor shall be required to pay for any and all re-procurement costs, damages, and attorney fees as incurred by the County.

Communications concerning this Bid shall be addressed as follows:

Person's Name: _____

Address: _____ Phone: _____

Date: _____ FLContractorLicense# _____

Bidder is a WBE/MBE Vendor? _____ Certification _____

COMPANY'S NAME: _____

AUTHORIZED SIGNATURE(S): _____

Name and Title of Above Signer(s) _____

CO. MAILING ADDRESS: _____

STATE OF INCORPORATION _____ (if applicable)

TELEPHONE: (____) _____ FAX: (____) _____

Email Address: _____

Acknowledge Addendum No. ___ Dated: ___ Acknowledge Addendum No. ___ Dated: ___
 Acknowledge Addendum No. ___ Dated: ___ Acknowledge Addendum No. ___ Dated: ___

Addendum No. 2 / 11/04/2009

BID FORM

(Submit in Triplicate)

SECTION 00300 (Addendum No. 2 - 11/04/2009)

(BID "A")

**Suburban System - Water Line Replacement Project - Phase 1 - Manatee County, FL Project
No. 60747.70 (Based on Completion Time of 180 Calendar Days)**

ITEM NO.	DESCRIPTION	U/M	EST QTY	UNIT PRICE	EXTENDED PRICE
1	Mobilization-Demobilization	LS	1	\$	\$
2	FURNISH AND INSTALL PIPE				
2A	4 Inch PVC Pipe - Open Cut (Addendum #2)	LF	502	\$	\$
2B	4 Inch HDPE Pipe - HDD (Addendum #2)	LF	529	\$	\$
2C	6 Inch PVC Pipe - Open Cut (Addendum #2)	LF	1903	\$	\$
2D	6 Inch HDPE Pipe - HDD (Addendum #2)	LF	10145	\$	\$
2E	8 Inch PVC Pipe - Open Cut (Addendum #2)	LF	387	\$	\$
2F	8 Inch HDPE Pipe - HDD (Addendum #2)	LF	2885	\$	\$
3	Furnish and Install Ductile Iron Fittings (Addendum #2)	TON	3.45	\$	\$
4	FURNISH AND INSTALL VALVES				
4A	Furnish and Install 4 Inch Gate Valve	EA	2	\$	\$
4B	Furnish and Install 6 Inch Gate Valve	EA	23	\$	\$
4C	Furnish and Install 8 Inch Gate Valve	EA	17	\$	\$
4D	Furnish and Install 20 Inch Butterfly Valve	EA	1	\$	\$
5	FURNISH AND INSTALL TAPPING SLEEVES AND VALVES				
5A	Furnish and Install 18" X 6" Tapping Sleeve and Valve	EA	5	\$	\$
5B	Furnish and Install 20" X 6" Tapping Sleeve and Valve	EA	3	\$	\$

BIDDER: _____

Addendum #2 (11/04/2009)

00300-2

BID FORM

(Submit in Triplicate)

SECTION 00300 (Addendum No. 2 - 11/04/2009)

(BID "A")

**Suburban System - Water Line Replacement Project - Phase 1 - Manatee County, FL Project
No. 60747.70 (Based on Completion Time of 180 Calendar Days)**

ITEM NO.	DESCRIPTION	U/M	EST QTY	UNIT PRICE	EXTENDED PRICE
6	FURNISH AND INSTALL SMALL & MEDIUM DIAMETER DISTRIBUTION CONNECTIONS (Addendum #2)				
6A	Furnish and Install 1 1/2 Inch Connection	EA	2	\$	\$
6B	Furnish and Install 2 Inch Connection	EA	2	\$	\$
6C	Furnish and Install 6 Inch Connection Near 5506 16th St W (Addendum #2)	EA	1	\$	\$
6D	Furnish and Install 6 Inch Connection Near 5612 16th St W (Addendum #2)	EA	1	\$	\$
6E	Furnish and Install 6 Inch Connection Near 5412 16th St W (Addendum #2)	EA	1	\$	\$
6F	Furnish and Install 8 Inch Connection 55th Ave W & 18th St W (Addendum #2)	EA	1	\$	\$
7	Furnish and Install DIP Conflict Piping 55th Ave W (Addendum #2)	LS	1	\$	\$
8	Furnish and Install Fire Hydrant Assembly (Addendum #2)	EA	22	\$	\$
9	FURNISH AND INSTALL LONG SIDE WATER SERVICE (Addendum #2)				
9A	Furnish and Install Long-Side Single Water Service (Addendum #2)	EA	69	\$	\$
9B	Furnish and Install Long-Side Multiple Water Service (Addendum #2)	EA	62	\$	\$
10	FURNISH AND INSTALL SHORT SIDE WATER SERVICE (Addendum #2)				

BIDDER: _____

Addendum #2 (11/04/2009)

00300-3

BID FORM

(Submit in Triplicate)

SECTION 00300 (Addendum No. 2 - 11/04/2009)

(BID "A")

**Suburban System - Water Line Replacement Project - Phase 1 - Manatee County, FL Project
No. 60747.70 (Based on Completion Time of 180 Calendar Days)**

ITEM NO.	DESCRIPTION	U/M	EST QTY	UNIT PRICE	EXTENDED PRICE
10A	Furnish and Install Short Side Single Water Service (Addendum #2)	EA	97	\$	\$
10B	Furnish and Install Short Side Multiple Water Service (Addendum #2)	EA	51	\$	\$
11	Furnish and Install Meter Box Assembly (Addendum #2)	EA	418	\$	\$
12	FURNISH AND INSTALL RIGHT-OF-ENTRY SERVICES				
12A	Furnish and Install Type I ROE Service (Addendum #2)	EA	12	\$	\$
12B	Furnish and Install Type II ROE Service (Addendum #2)	EA	3	\$	\$
12C	Furnish and Install Type III ROE Service (Addendum #2)	EA	12	\$	\$
13	Furnish and Install Blow-Off Assembly (Addendum #2)	EA	4	\$	\$
14	Furnish and Install Air Release Assembly (Addendum #2)	EA	4	\$	\$
15	GROUT ABANDONED PIPELINES (Addendum #2)				
15A	Grout and Abandon 2 Inch Water Line (Addendum #2)	LF	370	\$	\$
15B	Grout and Abandon 3 Inch Water Line (Addendum #2)	LF	11607	\$	\$
15C	Grout and Abandon 6 Inch Water Line (Addendum #2)	LF	3965	\$	\$
16	Pavement Restoration (Addendum #2)	SY	206.5	\$	\$
17	Pavement Restoration - Milling and Overlay (Addendum #2)	SY	3311	\$	\$
18	Curb Restoration (Addendum #2)	LF	177	\$	\$

BIDDER: _____

Addendum #2 (11/04/2009)

00300-4

BID FORM

(Submit in Triplicate)

SECTION 00300 (Addendum No. 2 - 11/04/2009)

(BID "A")

**Suburban System - Water Line Replacement Project - Phase 1 - Manatee County, FL Project
No. 60747.70 (Based on Completion Time of 180 Calendar Days)**

ITEM NO.	DESCRIPTION	U/M	EST QTY	UNIT PRICE	EXTENDED PRICE
19	DRIVEWAY RESTORATION (Addendum #2)				
19A	Driveway Restoration - Concrete Driveway (Addendum #2)	SY	219	\$	\$
19B	Driveway Restoration - Asphalt Driveway (Addendum #2)	SY	158	\$	\$
19C	Driveway Restoration - Shell Driveway (Addendum #2)	SY	33	\$	\$
19D	Driveway Restoration - Stone Driveway (Addendum #2)	SY	9	\$	\$
20	Sidewalk Restoration (Addendum #2)	SY	17	\$	\$
21	DISCRETIONARY WORK (Addendum #2)				\$160,000.00
	TOTAL PRICE - Bid "A"Based on Completion Time of 180 Calendar Days				\$

BIDDER: _____

Addendum #2 (11/04/2009)

00300-5

BID FORM

(Submit in Triplicate)

SECTION 00300 (Addendum No. 2 - 11/04/2009)

(BID "B")

**Suburban System - Water Line Replacement Project - Phase 1 - Manatee County, FL Project
No. 60747.70 (Based on Completion Time of 240Calendar Days)**

ITEM NO.	DESCRIPTION	U/M	EST QTY	UNIT PRICE	EXTENDED PRICE
1	Mobilization-Demobilization	LS	1	\$	\$
2	FURNISH AND INSTALL PIPE				
2A	4 Inch PVC Pipe - Open Cut (Addendum #2)	LF	502	\$	\$
2B	4 Inch HDPE Pipe - HDD (Addendum #2)	LF	529	\$	\$
2C	6 Inch PVC Pipe - Open Cut (Addendum #2)	LF	1903	\$	\$
2D	6 Inch HDPE Pipe - HDD (Addendum #2)	LF	10145	\$	\$
2E	8 Inch PVC Pipe - Open Cut (Addendum #2)	LF	387	\$	\$
2F	8 Inch HDPE Pipe - HDD (Addendum #2)	LF	2885	\$	\$
3	Furnish and Install Ductile Iron Fittings (Addendum #2)	TON	3.45	\$	\$
4	FURNISH AND INSTALL VALVES				
4A	Furnish and Install 4 Inch Gate Valve	EA	2	\$	\$
4B	Furnish and Install 6 Inch Gate Valve	EA	23	\$	\$
4C	Furnish and Install 8 Inch Gate Valve	EA	17	\$	\$
4D	Furnish and Install 20 Inch Butterfly Valve	EA	1	\$	\$
5	FURNISH AND INSTALL TAPPING SLEEVES AND VALVES				
5A	Furnish and Install 18" X 6" Tapping Sleeve and Valve	EA	5	\$	\$
5B	Furnish and Install 20" X 6" Tapping Sleeve and Valve	EA	3	\$	\$

BIDDER: _____

Addendum #2 (11/04/2009)

00300-6

BID FORM

(Submit in Triplicate)

SECTION 00300 (Addendum No. 2 - 11/04/2009)

(BID "B")

**Suburban System - Water Line Replacement Project - Phase 1 - Manatee County, FL Project
No. 60747.70 (Based on Completion Time of 240Calendar Days)**

ITEM NO.	DESCRIPTION	U/M	EST QTY	UNIT PRICE	EXTENDED PRICE
6	FURNISH AND INSTALL SMALL & MEDIUM DIAMETER DISTRIBUTION CONNECTIONS (Addendum #2)				
6A	Furnish and Install 1 1/2 Inch Connection	EA	2	\$	\$
6B	Furnish and Install 2 Inch Connection	EA	2	\$	\$
6C	Furnish and Install 6 Inch Connection Near 5506 16th St W (Addendum #2)	EA	1	\$	\$
6D	Furnish and Install 6 Inch Connection Near 5612 16th St W (Addendum #2)	EA	1	\$	\$
6E	Furnish and Install 6 Inch Connection Near 5412 16th St W (Addendum #2)	EA	1	\$	\$
6F	Furnish and Install 8 Inch Connection 55th Ave W & 18th St W (Addendum #2)	EA	1	\$	\$
7	Furnish and Install DIP Conflict Piping 55th Ave W (Addendum #2)	LS	1	\$	\$
8	Furnish and Install Fire Hydrant Assembly (Addendum #2)	EA	22	\$	\$
9	FURNISH AND INSTALL LONG SIDE WATER SERVICE (Addendum #2)				
9A	Furnish and Install Long-Side Single Water Service (Addendum #2)	EA	69	\$	\$
9B	Furnish and Install Long-Side Multiple Water Service (Addendum #2)	EA	62	\$	\$
10	FURNISH AND INSTALL SHORT SIDE WATER SERVICE (Addendum #2)				

BIDDER: _____

Addendum #2 (11/04/2009)

00300-7

BID FORM

(Submit in Triplicate)

SECTION 00300 (Addendum No. 2 - 11/04/2009)

(BID "B")

**Suburban System - Water Line Replacement Project - Phase 1 - Manatee County, FL Project
No. 60747.70 (Based on Completion Time of 240Calendar Days)**

ITEM NO.	DESCRIPTION	U/M	EST QTY	UNIT PRICE	EXTENDED PRICE
10A	Furnish and Install Short Side Single Water Service (Addendum #2)	EA	97	\$	\$
10B	Furnish and Install Short Side Multiple Water Service (Addendum #2)	EA	51	\$	\$
11	Furnish and Install Meter Box Assembly (Addendum #2)	EA	418	\$	\$
12	FURNISH AND INSTALL RIGHT-OF-ENTRY SERVICES				
12A	Furnish and Install Type I ROE Service (Addendum #2)	EA	12	\$	\$
12B	Furnish and Install Type II ROE Service (Addendum #2)	EA	3	\$	\$
12C	Furnish and Install Type III ROE Service (Addendum #2)	EA	12	\$	\$
13	Furnish and Install Blow-Off Assembly (Addendum #2)	EA	4	\$	\$
14	Furnish and Install Air Release Assembly (Addendum #2)	EA	4	\$	\$
15	GROUT ABANDONED PIPELINES (Addendum #2)				
15A	Grout and Abandon 2 Inch Water Line (Addendum #2)	LF	370	\$	\$
15B	Grout and Abandon 3 Inch Water Line (Addendum #2)	LF	11607	\$	\$
15C	Grout and Abandon 6 Inch Water Line (Addendum #2)	LF	3965	\$	\$
16	Pavement Restoration (Addendum #2)	SY	206.5	\$	\$
17	Pavement Restoration - Milling and Overlay (Addendum #2)	SY	3311	\$	\$
18	Curb Restoration (Addendum #2)	LF	177	\$	\$

BIDDER: _____

Addendum #2 (11/04/2009)

00300-8

BID FORM

(Submit in Triplicate)

SECTION 00300 (Addendum No. 2 - 11/04/2009)

(BID "B")

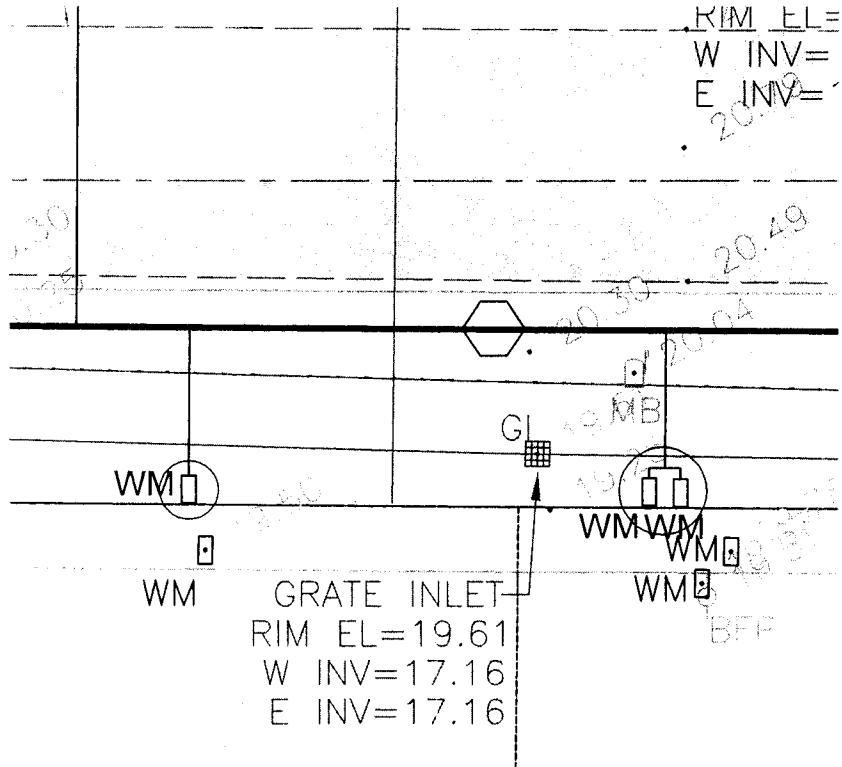
**Suburban System - Water Line Replacement Project - Phase 1 - Manatee County, FL Project
No. 60747.70 (Based on Completion Time of 240Calendar Days)**

ITEM NO.	DESCRIPTION	U/M	EST QTY	UNIT PRICE	EXTENDED PRICE
19	DRIVEWAY RESTORATION (Addendum #2)				
19A	Driveway Restoration - Concrete Driveway (Addendum #2)	SY	219	\$	\$
19B	Driveway Restoration - Asphalt Driveway (Addendum #2)	SY	158	\$	\$
19C	Driveway Restoration - Shell Driveway (Addendum #2)	SY	33	\$	\$
19D	Driveway Restoration - Stone Driveway (Addendum #2)	SY	9	\$	\$
20	Sidewalk Restoration (Addendum #2)	SY	17	\$	\$
21	DISCRETIONARY WORK (Addendum #2)				\$160,000.00
	TOTAL PRICE - Bid "B"Based on Completion Time of 240 Calendar Days				\$

BIDDER: _____

Addendum #2 (11/04/2009)

00300-9



REVISED RIGHT OF ENTRY TYPICAL
CONNECTION CALL OUT
 NTS

- | | |
|--|---|
| | Bend (Horizontal) |
| | Bend (Vertical) |
| | Plug or Cap |
| | Master Meter Assembly |
| | Water Service Line & Meter Replacement |
| | Double Service Line & Meter Replacement |
| | Cross |
| | CHLORINE INJECTION POINT |
| | BACTERIOLOGICAL SAMPLE POINT |
| | RIGHT-OF-ENTRY (ROE) METER REPLACEMENT |

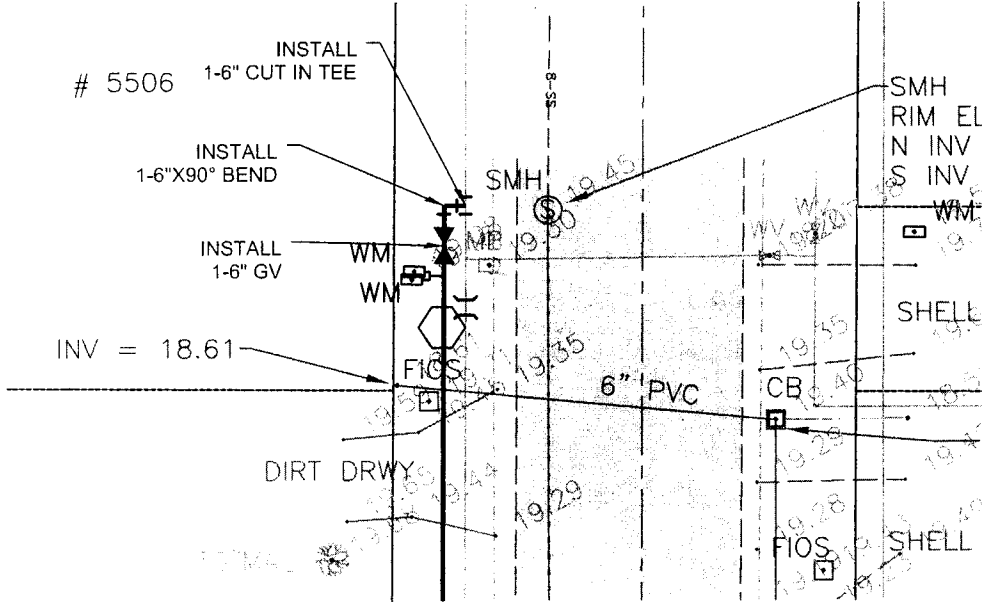
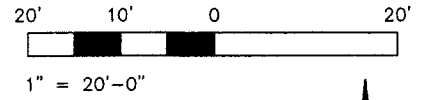
REVISED LEGEND SYMBOLS
WATER METERS & CONNECTIONS

CH2MHILL

4350 WEST CYPRESS ST
 Suite # 600
 TAMPA, FLORIDA
 33607-4155

MANATEE COUNTY SUBURBAN SYSTEM
WATER LINE REPLACEMENT PROJECT
PHASE 1
MANATEE COUNTY, FLORIDA
PROJECT No. 60747.70

JOB No. 386879.WM
 CAD FILE ADENDWG1
 SHEET NUMBER
 ADDENDUM DRAWING No. 1
 11-4-09



REVISED MEDIUM DIAMETER DISTRIBUTION
 CONNECTION IN THE VICINITY OF 5606
 16th STREET WEST - SHEET C17

CH2MHILL

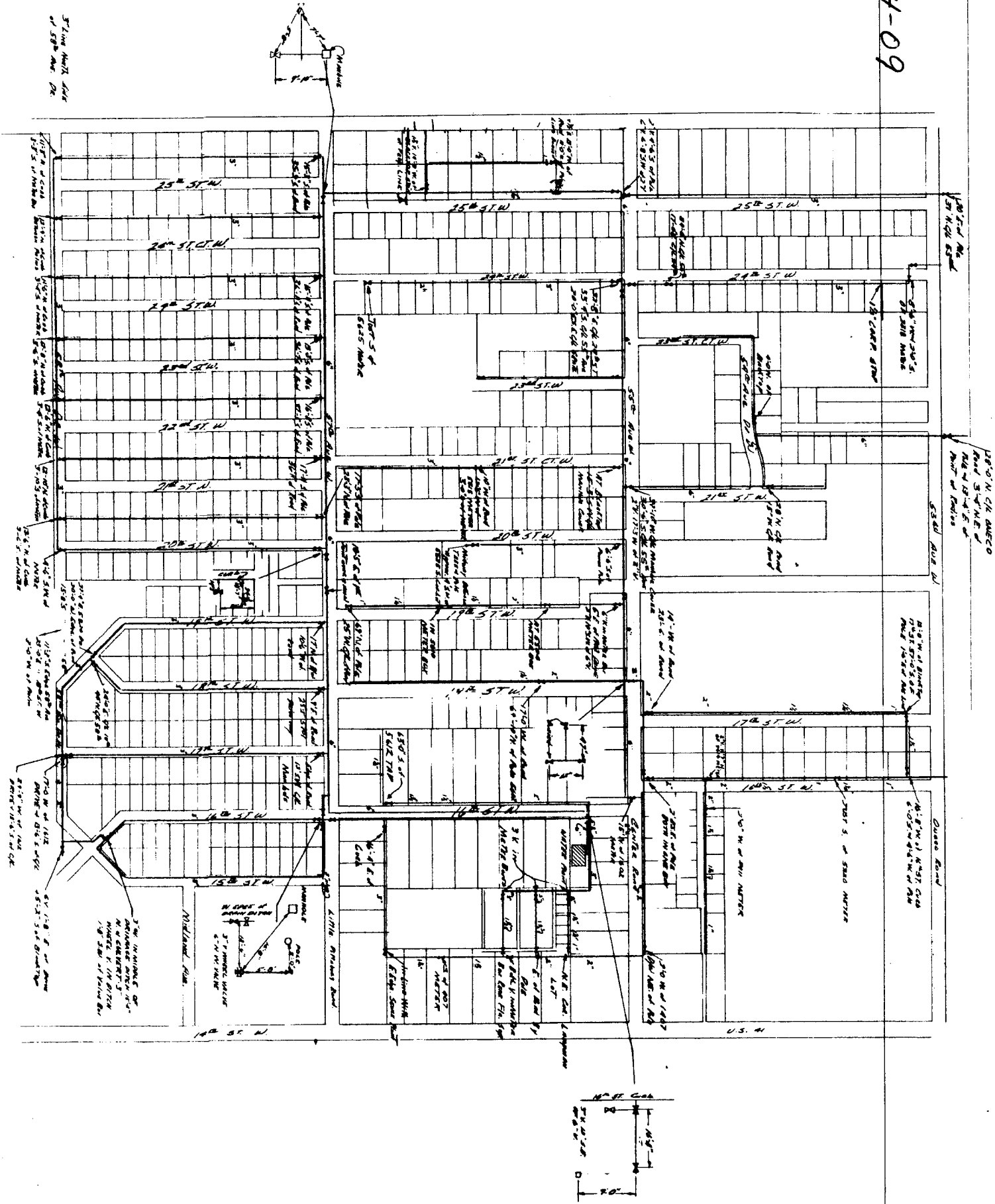
4350 WEST CYPRESS ST
 Suite # 600
 TAMPA, FLORIDA
 33607-4155

MANATEE COUNTY SUBURBAN SYSTEM
 WATER LINE REPLACEMENT PROJECT
 PHASE 1
 MANATEE COUNTY, FLORIDA
 PROJECT No. 60747.70

JOB No. 386879.WM
 CAD FILE ADENDWC2
 SHEET NUMBER
 ADDENDUM DRAWING No. 2

11-4-09

11-4-09



Structural Steel
of 100' Max. Dia.

100' ST. W. of
100' ST. W. of

100' ST. W. of AMCO
100' ST. W. of
100' ST. W. of

53' ST. W. of

Quarry Road

