


**MANATEE COUNTY  
PUBLIC WORKS DEPARTMENT**

**CONTRACT PLANS**

MANATEE COUNTY  
PROJECT NUMBER 6107660  
LORRAINE ROAD

FROM SOUTH OF 59TH CIRCLE/AVE EAST TO SR64 ROUNDABOUT

**SIGNING AND PAVEMENT MARKING PLANS**

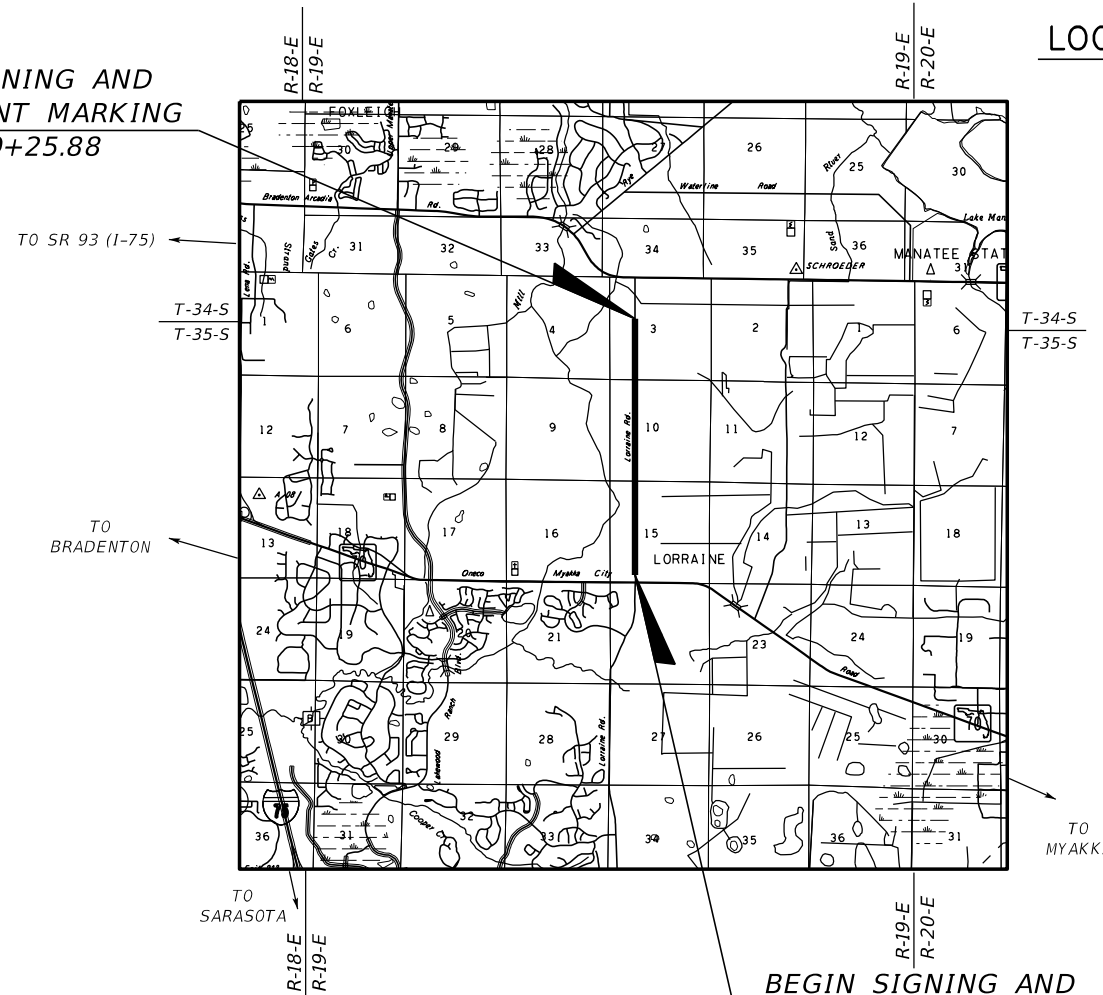


LOCATION OF PROJECT

**INDEX OF SIGNING AND PAVEMENT MARKING PLANS**

SHEET NO.	SHEET DESCRIPTION
S-1	KEY SHEET
S-2	SIGNATURE SHEET
S-3 - S-6	TABULATION OF QUANTITIES
S-7	GENERAL NOTES
S-8 - S-10	PROJECT LAYOUT
S-11 - S-33	SIGNING AND PAVEMENT MARKING PLAN
S-34 - S-35	GUIDE SIGN WORKSHEET
S-36	SIGN CROSS SECTION

END SIGNING AND  
PAVEMENT MARKING  
STA. 259+25.88



BEGIN SIGNING AND  
PAVEMENT MARKING  
STA. 105+70.00

**DRAFT  
60% SUBMITTAL  
11/2022**

**SIGNING AND PAVEMENT  
MARKING PLANS  
ENGINEER OF RECORD:**


BURAK KONUK, P.E.  
P.E. NO.: 81581  
HDR ENGINEERING, INC.  
4830 W. KENNEDY BLVD., SUITE 400  
TAMPA, FL 33609-2548  
VENDOR NO. 47-0680568



**MANATEE CO. PROJECT MANAGER:**  
ANTHONY RUSSO, P.E.

FISCAL YEAR	SHEET NO.
22	S-1

THE OFFICIAL RECORD OF THIS SHEET IS THE ELECTRONIC FILE DIGITALLY SIGNED AND SEALED UNDER RULE 61G15-23.004, F.A.C.



THIS ITEM HAS BEEN DIGITALLY  
SIGNED AND SEALED BY



ON THE DATE ADJACENT TO THE SEAL

PRINTED COPIES OF THIS DOCUMENT ARE  
NOT CONSIDERED SIGNED AND SEALED  
AND THE SIGNATURE MUST BE VERIFIED  
ON ANY ELECTRONIC COPIES.

HDR ENGINEERING, INC.  
4830 W. KENNEDY BLVD., SUITE 400  
TAMPA, FLORIDA 33609-2548  
BURAK KONUK, P.E. NO. 81581

THE ABOVE NAMED PROFESSIONAL ENGINEER SHALL BE RESPONSIBLE FOR THE  
FOLLOWING SHEETS IN ACCORDANCE WITH RULE 61G15-23.004, F.A.C.


SHEET NO.	SHEET DESCRIPTION
S-1	KEY SHEET
S-2	SIGNATURE SHEET
S-3 - S-6	TABULATION OF QUANTITIES
S-7	GENERAL NOTES
S-8 - S-10	PROJECT LAYOUT
S-11 - S-33	SIGNING AND PAVEMENT MARKING PLAN
S-34 - S-35	GUIDE SIGN WORKSHEET
S-36	SIGN CROSS SECTION

		SCALE	AS NOTED	 <b>HDR</b> HDR ENGINEERING, INC. 4830 W KENNEDY BLVD, SUITE 400 TAMPA, FL 33609	DATE	11/2022	 <b>MANATEE COUNTY</b> <b>PUBLIC WORKS</b>	DESIGN ENGINEER	BURAK KONUK	<i>SIGNATURE SHEET</i>	SHEET NO.	S-2
		DESIGNED BY	BK		PROJECT NO.	6107660		FL. LICENSE NO.	81581			
		DRAWN BY	LG									
		CHECKED BY	MO									
No.	REVISIONS	DATE	BY									

TABULATION OF QUANTITIES

PAY ITEM NO.	DESCRIPTION	UNIT	SHEET NUMBERS												TOTAL THIS SHEET		GRAND TOTAL			
			S-11		S-12		S-13		S-14		S-15		S-16		S-17		PLAN	FINAL	PLAN	FINAL
			PLAN	FINAL	PLAN	FINAL	PLAN	FINAL	PLAN	FINAL	PLAN	FINAL	PLAN	FINAL						
700-1-11	SINGLE POST SIGN, F&I GROUND MOUNT, UP TO 12 SF	AS	4		4		2		3		2		2		3		20			
700-1-12	SINGLE POST SIGN, F&I GROUND MOUNT, 12-20 SF	AS													1		1			
700-1-50	SINGLE POST SIGN, RELOCATE	AS	2						2								4			
700-1-60	SINGLE POST SIGN, REMOVE	AS							1								1			
700-1-74	SINGLE POST SIGN, F&I CUSTOM, 31+ SF	AS							1								1			
700-2-13	MULTI- POST SIGN, F&I GROUND MOUNT, 21-30 SF	AS					1						1				2			
700-2-14	MULTI- POST SIGN, F&I GROUND MOUNT, 31-50 SF	AS	1				1										2			
700-2-15	MULTI- POST SIGN, F&I GROUND MOUNT, 51-100 SF	AS																		
700-2-50	MULTI- POST SIGN, RELOCATE	AS	1														1			
704-1-1	TUBULAR MARKER, DURABLE, 36" WHITE POST	EA																		
704-1-2	TUBULAR MARKER, DURABLE, 36" YELLOW POST	EA			3				14				2		2		21			
705-10-1	OBJECT MARKER, TYPE 1	EA	1		3				2						4		10			
706-1-3	RAISED PAVEMENT MARKER, TYPE B	EA																		
	(WHITE/RED)		38		66		36		110		63		46		44		403			
	(YELLOW/YELLOW)				8												8			
	(MONO-DIRECTIONAL YELLOW)		14		31				37						22		104			
710-11-190	PAINTED PAVEMENT MARKINGS, STANDARD, WHITE, ISLAND NOSE	SF																		
710-11-290	PAINTED PAVEMENT MARKINGS, STANDARD, YELLOW, ISLAND NOSE	SF	6		14				16				2		24		62			
710-90	PAINTED PAVEMENT MARKINGS, FINAL SURFACE	LS	1														1			
*	PAINTED PAVEMENT MARKINGS, STANDARD, WHITE, SOLID, 6"	GM	0.226		0.665		0.498		0.768		0.596		0.527		0.511		3.791			
*	PAINTED PAVEMENT MARKINGS, STANDARD, WHITE, SOLID FOR INTERCHANGE AND URBAN ISLAND, 8"	GM											0.048				0.048			
*	PAINTED PAVEMENT MARKINGS, STANDARD, WHITE, SOLID FOR CROSSWALK AND ROUNDABOUT, 12"	LF	217		560		81		769		59		65		136		1887			
*	PAINTED PAVEMENT MARKINGS, STANDARD, WHITE, SOLID FOR DIAGONAL OR CHEVRON, 18"	LF											34				34			
*	PAINTED PAVEMENT MARKINGS, STANDARD, WHITE, SOLID FOR STOP LINE OR CROSSWALK, 24"	LF	42		134		13		210				17		24		440			
*	PAINTED PAVEMENT MARKINGS, STANDARD, WHITE, SKIP, 10-30 OR 3-9 SKIP, 6" WIDE	GM	0.141		0.186		0.258		0.190		0.236		0.270		0.262		1.543			
*	PAINTED PAVEMENT MARKINGS, STANDARD, WHITE, 2-4 DOTTED GUIDELINE/ 6-10 DOTTED EXT, 6"	GM	0.073		0.077				0.054		0.052						0.256			
*	PAINTED PAVEMENT MARKINGS, STANDARD, WHITE, 2-2 DOTTED EXTENSION LINE FOR ROUNDABOUT, 12"	GM																		
*	PAINTED PAVEMENT MARKINGS, STANDARD, WHITE, MESSAGE OR SYMBOL	EA																		
	YIELD																			
*	PAINTED PAVEMENT MARKINGS, STANDARD, WHITE, ARROWS	EA																		
	RIGHT		2		2				6		2						12			
	LEFT		2		6				6		2		3		3		22			
	LEFT (ROUNDABOUT)																			
	RIGHT/THRU/LEFT																			
*	PAINTED PAVEMENT MARKINGS, STANDARD, YELLOW, SOLID, 6"	GM	0.176		0.289		0.265		0.264		0.265		0.265		0.237		1.761			
*	PAINTED PAVEMENT MARKINGS, STANDARD, YELLOW, SOLID FOR DIAGONAL OR CHEVRON, 18"	LF																		
*	PAINTED PAVEMENT MARKINGS, STANDARD, YELLOW, 2-4 DOTTED GUIDELINE/6-10 DOTTED EXT, 6"	GM			0.063				0.095				0.008		0.027		0.193			
711-11-102	THERMOPLASTIC, STANDARD, WHITE, SOLID, 8" FOR INTERCHANGE AND URBAN ISLAND	GM											0.048				0.048			
711-11-123	THERMOPLASTIC, STANDARD, WHITE, SOLID, 12" FOR CROSSWALK AND ROUNDABOUT	LF	217		560		81		769		59		65		136		1887			
711-11-124	THERMOPLASTIC, STANDARD, WHITE, SOLID, 18" FOR DIAGONALS AND CHEVRONS	LF											34				34			
711-11-125	THERMOPLASTIC, STANDARD, WHITE, SOLID, 24" FOR STOP LINE	LF	42		134		13		210				17		24		440			
711-11-141	THERMOPLASTIC, STANDARD, WHITE, 2-4 DOTTED GUIDELINE/ 6-10 GAP EXTENSION, 6"	GM	0.073		0.077				0.054		0.052						0.256			
711-11-144	THERMOPLASTIC, STANDARD, WHITE, 2-2 DOTTED EXTENSION LINE, 12" FOR ROUNDABOUT	GM																		
711-11-160	THERMOPLASTIC, STANDARD, WHITE, MESSAGE OR SYMBOL	EA																		
	YIELD																			
711-11-170	THERMOPLASTIC, STANDARD, WHITE, ARROW	EA																		
	RIGHT		2		2				6		2						12			
	LEFT		2		6				6		2		3		3		22			
	LEFT (ROUNDABOUT)																			
	RIGHT/THRU/LEFT																			
711-11-224	THERMOPLASTIC, STANDARD, YELLOW, SOLID, 18" FOR DIAGONAL OR CHEVRON	LF																		
711-11-241	THERMOPLASTIC, STANDARD, YELLOW, 2-4 DOTTED GUIDE LINE /6-10 DOTTED EXTENSION LINE, 6"	GM			0.063				0.095				0.008		0.027		0.193			
711-14-125	THERMOPLASTIC, PREFORMED, WHITE, SOLID, 24" FOR CROSSWALK	LF			482				616								1098			
711-14-160	THERMOPLASTIC, PREFORMED, WHITE, MESSAGE	EA																		
	BIKE		2		3		2		9		1		2				19			
711-14-170	THERMOPLASTIC, PREFORMED, WHITE, ARROW	EA																		
	THRU (BIKE)		2		3		2		9		1		2				19			
711-16-101	THERMOPLASTIC, STANDARD-OTHER SURFACES, WHITE, SOLID, 6"	GM	0.226		0.665		0.498		0.768		0.596		0.527		0.511		3.791			
711-16-131	THERMOPLASTIC, STANDARD-OTHER SURFACES, WHITE, SKIP, 6", 10-30 SKIP OR 3-9 LANE DROP	GM	0.141		0.186		0.258		0.190		0.236		0.270		0.262		1.543			
711-16-201	THERMOPLASTIC, STANDARD-OTHER SURFACES, YELLOW, SOLID, 6"	GM	0.176		0.289		0.265		0.264		0.265		0.265		0.237		1.761			
713-103-101	PERMANENT TAPE, WHITE, SOLID, 6" FOR CONCRETE BRIDGES	GM																		
713-103-131	PERMANENT TAPE, WHITE, SKIP/DOTTED, 6" FOR CONCRETE SURFACES	GM																		
713-103-201	PERMANENT TAPE, YELLOW, SOLID, 6" FOR CONCRETE BRIDGES	GM																		
713-103-331	PERMANENT TAPE, BLACK, SKIP/DOTTED, 6" FOR CONCRETE SURFACES	GM																		
920-714-100	GREEN COLORED PAVEMENT MARKINGS, BIKE LANE	SF							816		803						1619			

\* THESE QUANTITIES ARE PAID FOR UNDER PAINTED PAVEMENT MARKINGS (FINAL SURFACE), LUMP SUM ITEM NO. 710-90. THE QUANTITIES SHOWN ARE FOR ONE APPLICATION: SEE SPECIFICATION 710 FOR THE NUMBER OF APPLICATIONS REQUIRED.



SCALE	AS NOTED	DATE	11/2022	DESIGN ENGINEER	BURAK KONUK	 <b>MANATEE COUNTY PUBLIC WORKS</b>	<b>TABULATION OF QUANTITIES (1)</b>	SHEET NO.	
DESIGNED BY	BK	PROJECT NO.	6107660	FL. LICENSE NO.	81581			S-3	
DRAWN BY	LG								
CHECKED BY	MO								
No.	REVISIONS	DATE	BY						

THE OFFICIAL RECORD OF THIS SHEET IS THE ELECTRONIC FILE DIGITALLY SIGNED AND SEALED UNDER RULE 61G15-23.004, F.A.C.

TABULATION OF QUANTITIES

PAY ITEM NO.	DESCRIPTION	UNIT	SHEET NUMBERS												TOTAL THIS SHEET		GRAND TOTAL			
			S-18		S-19		S-20		S-21		S-22		S-23		S-24		PLAN	FINAL	PLAN	FINAL
			PLAN	FINAL	PLAN	FINAL	PLAN	FINAL	PLAN	FINAL	PLAN	FINAL	PLAN	FINAL						
700-1-11	SINGLE POST SIGN, F&I GROUND MOUNT, UP TO 12 SF	AS	6		1		7		3		3		2				22			
700-1-12	SINGLE POST SIGN, F&I GROUND MOUNT, 12-20 SF	AS																		
700-1-50	SINGLE POST SIGN, RELOCATE	AS						1		2							3			
700-1-60	SINGLE POST SIGN, REMOVE	AS																		
700-1-74	SINGLE POST SIGN, F&I CUSTOM, 31+ SF	AS				1						1					2			
700-2-13	MULTI- POST SIGN, F&I GROUND MOUNT, 21-30 SF	AS																		
700-2-14	MULTI- POST SIGN, F&I GROUND MOUNT, 31-50 SF	AS																		
700-2-15	MULTI- POST SIGN, F&I GROUND MOUNT, 51-100 SF	AS																		
700-2-50	MULTI- POST SIGN, RELOCATE	AS																		
704-1-1	TUBULAR MARKER, DURABLE, 36" WHITE POST	EA	1														1			
704-1-2	TUBULAR MARKER, DURABLE, 36" YELLOW POST	EA	1		1		1				15						18			
705-10-1	OBJECT MARKER, TYPE 1	EA									2						2			
706-1-3	RAISED PAVEMENT MARKER, TYPE B	EA																		
	(WHITE/RED)		47		42		42		39		154		36		34		394			
	(YELLOW/YELLOW)																			
	(MONO-DIRECTIONAL YELLOW)		8		8		8				40						64			
710-11-190	PAINTED PAVEMENT MARKINGS, STANDARD, WHITE, ISLAND NOSE	SF	1		1		1										3			
710-11-290	PAINTED PAVEMENT MARKINGS, STANDARD, YELLOW, ISLAND NOSE	SF	4		4		4				16						28			
710-90	PAINTED PAVEMENT MARKINGS, FINAL SURFACE	LS																		
*	PAINTED PAVEMENT MARKINGS, STANDARD, WHITE, SOLID, 6"	GM	0.543		0.542		0.426		0.498		0.947		0.504		0.469		3.929			
*	PAINTED PAVEMENT MARKINGS, STANDARD, WHITE, SOLID FOR INTERCHANGE AND URBAN ISLAND, 8"	GM	0.011		0.011												0.022			
*	PAINTED PAVEMENT MARKINGS, STANDARD, WHITE, SOLID FOR CROSSWALK AND ROUNDABOUT, 12"	LF	74		52		330		64		806		75				1401			
*	PAINTED PAVEMENT MARKINGS, STANDARD, WHITE, SOLID FOR DIAGONAL OR CHEVRON, 18"	LF	4				5										9			
*	PAINTED PAVEMENT MARKINGS, STANDARD, WHITE, SOLID FOR STOP LINE OR CROSSWALK, 24"	LF	15		13		47		10		214		13				312			
*	PAINTED PAVEMENT MARKINGS, STANDARD, WHITE, SKIP, 10-30 OR 3-9 SKIP, 6" WIDE	GM	0.270		0.262		0.270		0.262		0.182		0.258		0.228		1.732			
*	PAINTED PAVEMENT MARKINGS, STANDARD, WHITE, 2-4 DOTTED GUIDELINE/ 6-10 DOTTED EXT, 6"	GM							0.052		0.052						0.104			
*	PAINTED PAVEMENT MARKINGS, STANDARD, WHITE, 2-2 DOTTED EXTENSION LINE FOR ROUNDABOUT, 12"	GM																		
*	PAINTED PAVEMENT MARKINGS, STANDARD, WHITE, MESSAGE OR SYMBOL	EA																		
	YIELD																			
*	PAINTED PAVEMENT MARKINGS, STANDARD, WHITE, ARROWS	EA																		
	RIGHT										9						9			
	LEFT		3		3		3		1		8						18			
	LEFT (ROUNDABOUT)																			
	RIGHT/THRU/LEFT																			
*	PAINTED PAVEMENT MARKINGS, STANDARD, YELLOW, SOLID, 6"	GM	0.250		0.243		0.210		0.265		0.291		0.265		0.235		1.759			
*	PAINTED PAVEMENT MARKINGS, STANDARD, YELLOW, SOLID FOR DIAGONAL OR CHEVRON, 18"	LF																		
*	PAINTED PAVEMENT MARKINGS, STANDARD, YELLOW, 2-4 DOTTED GUIDELINE/6-10 DOTTED EXT, 6"	GM	0.009		0.024		0.054				0.077						0.164			
711-11-102	THERMOPLASTIC, STANDARD, WHITE, SOLID, 8" FOR INTERCHANGE AND URBAN ISLAND	GM	0.011		0.011												0.022			
711-11-123	THERMOPLASTIC, STANDARD, WHITE, SOLID, 12" FOR CROSSWALK AND ROUNDABOUT	LF	74		52		330		64		806		75				1401			
711-11-124	THERMOPLASTIC, STANDARD, WHITE, SOLID, 18" FOR DIAGONALS AND CHEVRONS	LF	4				5										9			
711-11-125	THERMOPLASTIC, STANDARD, WHITE, SOLID, 24" FOR STOP LINE	LF	15		13		47		10		214		13				312			
711-11-141	THERMOPLASTIC, STANDARD, WHITE, 2-4 DOTTED GUIDELINE/ 6-10 GAP EXTENSION, 6"	GM							0.052		0.052						0.104			
711-11-144	THERMOPLASTIC, STANDARD, WHITE, 2-2 DOTTED EXTENSION LINE, 12" FOR ROUNDABOUT	GM																		
711-11-160	THERMOPLASTIC, STANDARD, WHITE, MESSAGE OR SYMBOL	EA																		
	YIELD																			
711-11-170	THERMOPLASTIC, STANDARD, WHITE, ARROW	EA																		
	RIGHT										9						9			
	LEFT		3		3		3		1		8						18			
	LEFT (ROUNDABOUT)																			
	RIGHT/THRU/LEFT																			
711-11-224	THERMOPLASTIC, STANDARD, YELLOW, SOLID, 18" FOR DIAGONAL OR CHEVRON	LF																		
711-11-241	THERMOPLASTIC, STANDARD, YELLOW, 2-4 DOTTED GUIDE LINE /6-10 DOTTED EXTENSION LINE, 6"	GM	0.009		0.024		0.054				0.077						0.164			
711-14-125	THERMOPLASTIC, PREFORMED, WHITE, SOLID, 24" FOR CROSSWALK	LF									660						660			
711-14-160	THERMOPLASTIC, PREFORMED, WHITE, MESSAGE	EA																		
	BIKE		2				2		1		8		1		2		16			
711-14-170	THERMOPLASTIC, PREFORMED, WHITE, ARROW	EA																		
	THRU (BIKE)		2				2		1		8		1		2		16			
711-16-101	THERMOPLASTIC, STANDARD-OTHER SURFACES, WHITE, SOLID, 6"	GM	0.543		0.542		0.426		0.498		0.947		0.504		0.469		3.929			
711-16-131	THERMOPLASTIC, STANDARD-OTHER SURFACES, WHITE, SKIP, 6", 10-30 SKIP OR 3-9 LANE DROP	GM	0.270		0.262		0.270		0.262		0.182		0.258		0.228		1.732			
711-16-201	THERMOPLASTIC, STANDARD-OTHER SURFACES, YELLOW, SOLID, 6"	GM	0.250		0.243		0.210		0.265		0.291		0.265		0.235		1.759			
713-103-101	PERMANENT TAPE, WHITE, SOLID, 6" FOR CONCRETE BRIDGES	GM													0.061		0.061			
713-103-131	PERMANENT TAPE, WHITE, SKIP/DOTTED, 6" FOR CONCRETE SURFACES	GM													0.046		0.046			
713-103-201	PERMANENT TAPE, YELLOW, SOLID, 6" FOR CONCRETE BRIDGES	GM													0.031		0.031			
713-103-331	PERMANENT TAPE, BLACK, SKIP/DOTTED, 6" FOR CONCRETE SURFACES	GM													0.030		0.030			
920-714-100	GREEN COLORED PAVEMENT MARKINGS, BIKE LANE	SF							588		884		133				1605			

\* THESE QUANTITIES ARE PAID FOR UNDER PAINTED PAVEMENT MARKINGS (FINAL SURFACE), LUMP SUM ITEM NO. 710-90. THE QUANTITIES SHOWN ARE FOR ONE APPLICATION: SEE SPECIFICATION 710 FOR THE NUMBER OF APPLICATIONS REQUIRED.



SCALE	AS NOTED	DATE	11/2022	DESIGN ENGINEER	BURAK KONUK	<p><b>TABULATION OF QUANTITIES (2)</b></p>	SHEET NO.	S-4
DESIGNED BY	BK	PROJECT NO.	6107660	FL. LICENSE NO.	81581			
DRAWN BY	LG	 <b>MANATEE COUNTY PUBLIC WORKS</b>						
CHECKED BY	MO	 <b>HDR ENGINEERING, INC.</b> 4830 W KENNEDY BLVD, SUITE 400 TAMPA, FL 33609						
No.	REVISIONS	DATE	BY					

THE OFFICIAL RECORD OF THIS SHEET IS THE ELECTRONIC FILE DIGITALLY SIGNED AND SEALED UNDER RULE 61G15-23.004, F.A.C.

TABULATION OF QUANTITIES

PAY ITEM NO.	DESCRIPTION	UNIT	SHEET NUMBERS												TOTAL THIS SHEET		GRAND TOTAL			
			S-25		S-26		S-27		S-28		S-29		S-30		S-31		PLAN	FINAL	PLAN	FINAL
			PLAN	FINAL	PLAN	FINAL	PLAN	FINAL	PLAN	FINAL	PLAN	FINAL	PLAN	FINAL						
700-1-11	SINGLE POST SIGN, F&I GROUND MOUNT, UP TO 12 SF	AS	2		4		4		7		3		5		2		27			
700-1-12	SINGLE POST SIGN, F&I GROUND MOUNT, 12-20 SF	AS						2				2		1		5				
700-1-50	SINGLE POST SIGN, RELOCATE	AS										1				1				
700-1-60	SINGLE POST SIGN, REMOVE	AS																		
700-1-74	SINGLE POST SIGN, F&I CUSTOM, 31+ SF	AS																		
700-2-13	MULTI- POST SIGN, F&I GROUND MOUNT, 21-30 SF	AS																		
700-2-14	MULTI- POST SIGN, F&I GROUND MOUNT, 31-50 SF	AS																		
700-2-15	MULTI- POST SIGN, F&I GROUND MOUNT, 51-100 SF	AS												1		1				
700-2-50	MULTI- POST SIGN, RELOCATE	AS																		
704-1-1	TUBULAR MARKER, DURABLE, 36" WHITE POST	EA	1					1		1		2		1		9				
704-1-2	TUBULAR MARKER, DURABLE, 36" YELLOW POST	EA	1					3		1		4				11				
705-10-1	OBJECT MARKER, TYPE 1	EA						6				5								
706-1-3	RAISED PAVEMENT MARKER, TYPE B	EA																		
	(WHITE/RED)		49		34		42		54		50		70		43		342			
	(YELLOW/YELLOW)											3				3				
	(MONO-DIRECTIONAL YELLOW)		10					29		5		52		5		101				
710-11-190	PAINTED PAVEMENT MARKINGS, STANDARD, WHITE, ISLAND NOSE	SF	1					1		1		8		1		12				
710-11-290	PAINTED PAVEMENT MARKINGS, STANDARD, YELLOW, ISLAND NOSE	SF	4					11		3		57		3		78				
710-90	PAINTED PAVEMENT MARKINGS, FINAL SURFACE	LS																		
*	PAINTED PAVEMENT MARKINGS, STANDARD, WHITE, SOLID, 6"	GM	0.565		0.500		0.551		0.497		0.549		0.540		0.510		3.712			
*	PAINTED PAVEMENT MARKINGS, STANDARD, WHITE, SOLID FOR INTERCHANGE AND URBAN ISLAND, 8"	GM	0.016						0.011		0.008		0.016		0.011		0.062			
*	PAINTED PAVEMENT MARKINGS, STANDARD, WHITE, SOLID FOR CROSSWALK AND ROUNDABOUT, 12"	LF			225		221		269		83		259		87		1144			
*	PAINTED PAVEMENT MARKINGS, STANDARD, WHITE, SOLID FOR DIAGONAL OR CHEVRON, 18"	LF	4						4		10		15		4		37			
*	PAINTED PAVEMENT MARKINGS, STANDARD, WHITE, SOLID FOR STOP LINE OR CROSSWALK, 24"	LF			41		43		49		14		39		15		201			
*	PAINTED PAVEMENT MARKINGS, STANDARD, WHITE, SKIP, 10-30 OR 3-9 SKIP, 6" WIDE	GM	0.258		0.274		0.258		0.274		0.258		0.274		0.258		1.854			
*	PAINTED PAVEMENT MARKINGS, STANDARD, WHITE, 2-4 DOTTED GUIDELINE/ 6-10 DOTTED EXT, 6"	GM										0.063				0.063				
*	PAINTED PAVEMENT MARKINGS, STANDARD, WHITE, 2-2 DOTTED EXTENSION LINE FOR ROUNDABOUT, 12"	GM																		
*	PAINTED PAVEMENT MARKINGS, STANDARD, WHITE, MESSAGE OR SYMBOL	EA																		
	YIELD																			
*	PAINTED PAVEMENT MARKINGS, STANDARD, WHITE, ARROWS	EA																		
	RIGHT											3				3				
	LEFT		3				2		5		3		2		1		16			
	LEFT (ROUNDABOUT)																			
	RIGHT/THRU/LEFT																			
*	PAINTED PAVEMENT MARKINGS, STANDARD, YELLOW, SOLID, 6"	GM	0.245		0.265		0.265		0.185		0.256		0.203		0.250		1.669			
*	PAINTED PAVEMENT MARKINGS, STANDARD, YELLOW, SOLID FOR DIAGONAL OR CHEVRON, 18"	LF										20				20				
*	PAINTED PAVEMENT MARKINGS, STANDARD, YELLOW, 2-4 DOTTED GUIDELINE/6-10 DOTTED EXT, 6"	GM	0.011						0.073		0.007		0.056		0.009		0.156			
711-11-102	THERMOPLASTIC, STANDARD, WHITE, SOLID, 8" FOR INTERCHANGE AND URBAN ISLAND	GM	0.016						0.011		0.008		0.016		0.011		0.062			
711-11-123	THERMOPLASTIC, STANDARD, WHITE, SOLID, 12" FOR CROSSWALK AND ROUNDABOUT	LF			225		221		269		83		259		87		1144			
711-11-124	THERMOPLASTIC, STANDARD, WHITE, SOLID, 18" FOR DIAGONALS AND CHEVRONS	LF	4						4		10		15		4		37			
711-11-125	THERMOPLASTIC, STANDARD, WHITE, SOLID, 24" FOR STOP LINE	LF			41		43		49		14		39		15		201			
711-11-141	THERMOPLASTIC, STANDARD, WHITE, 2-4 DOTTED GUIDELINE/ 6-10 GAP EXTENSION, 6"	GM										0.063				0.063				
711-11-144	THERMOPLASTIC, STANDARD, WHITE, 2-2 DOTTED EXTENSION LINE, 12" FOR ROUNDABOUT	GM																		
711-11-160	THERMOPLASTIC, STANDARD, WHITE, MESSAGE OR SYMBOL	EA																		
	YIELD																			
711-11-170	THERMOPLASTIC, STANDARD, WHITE, ARROW	EA																		
	RIGHT											3				3				
	LEFT		3				2		5		3		2		1		16			
	LEFT (ROUNDABOUT)																			
	RIGHT/THRU/LEFT																			
711-11-224	THERMOPLASTIC, STANDARD, YELLOW, SOLID, 18" FOR DIAGONAL OR CHEVRON	LF										20				20				
711-11-241	THERMOPLASTIC, STANDARD, YELLOW, 2-4 DOTTED GUIDE LINE /6-10 DOTTED EXTENSION LINE, 6"	GM	0.011						0.073		0.007		0.056		0.009		0.156			
711-14-125	THERMOPLASTIC, PREFORMED, WHITE, SOLID, 24" FOR CROSSWALK	LF																		
711-14-160	THERMOPLASTIC, PREFORMED, WHITE, MESSAGE	EA																		
	BIKE				2				2			4		1		9				
711-14-170	THERMOPLASTIC, PREFORMED, WHITE, ARROW	EA																		
	THRU (BIKE)				2				2			4		1		9				
711-16-101	THERMOPLASTIC, STANDARD-OTHER SURFACES, WHITE, SOLID, 6"	GM	0.565		0.500		0.551		0.497		0.549		0.540		0.510		3.712			
711-16-131	THERMOPLASTIC, STANDARD-OTHER SURFACES, WHITE, SKIP, 6", 10-30 SKIP OR 3-9 LANE DROP	GM	0.258		0.274		0.258		0.274		0.258		0.274		0.258		1.854			
711-16-201	THERMOPLASTIC, STANDARD-OTHER SURFACES, YELLOW, SOLID, 6"	GM	0.245		0.265		0.265		0.185		0.256		0.203		0.250		1.669			
713-103-101	PERMANENT TAPE, WHITE, SOLID, 6" FOR CONCRETE BRIDGES	GM																		
713-103-131	PERMANENT TAPE, WHITE, SKIP/DOTTED, 6" FOR CONCRETE SURFACES	GM																		
713-103-201	PERMANENT TAPE, YELLOW, SOLID, 6" FOR CONCRETE BRIDGES	GM																		
713-103-331	PERMANENT TAPE, BLACK, SKIP/DOTTED, 6" FOR CONCRETE SURFACES	GM																		
920-714-100	GREEN COLORED PAVEMENT MARKINGS, BIKE LANE	SF										828				828				

\* THESE QUANTITIES ARE PAID FOR UNDER PAINTED PAVEMENT MARKINGS (FINAL SURFACE), LUMP SUM ITEM NO. 710-90. THE QUANTITIES SHOWN ARE FOR ONE APPLICATION: SEE SPECIFICATION 710 FOR THE NUMBER OF APPLICATIONS REQUIRED.


SCALE	AS NOTED	DATE	11/2022	DESIGN ENGINEER	BURAK KONUK	<b>TABULATION OF QUANTITIES (3)</b>	SHEET NO.
DESIGNED BY	BK	PROJECT NO.	6107660	FL. LICENSE NO.	81581		
DRAWN BY	LG	 <b>MANATEE COUNTY PUBLIC WORKS</b>					
CHECKED BY	MO	 <b>HDR ENGINEERING, INC.</b> 4830 W KENNEDY BLVD, SUITE 400 TAMPA, FL 33609					
No.	REVISIONS	DATE	BY				S-5

THE OFFICIAL RECORD OF THIS SHEET IS THE ELECTRONIC FILE DIGITALLY SIGNED AND SEALED UNDER RULE 61G15-23.004, F.A.C.

TABULATION OF QUANTITIES

PAY ITEM NO.	DESCRIPTION	UNIT	SHEET NUMBERS														TOTAL THIS SHEET		GRAND TOTAL	
			S-32		S-33															
			PLAN	FINAL	PLAN	FINAL	PLAN	FINAL	PLAN	FINAL	PLAN	FINAL	PLAN	FINAL	PLAN	FINAL	PLAN	FINAL		
700-1-11	SINGLE POST SIGN, F&I GROUND MOUNT, UP TO 12 SF	AS	5														5	74		
700-1-12	SINGLE POST SIGN, F&I GROUND MOUNT, 12-20 SF	AS																6		
700-1-50	SINGLE POST SIGN, RELOCATE	AS	1														1	9		
700-1-60	SINGLE POST SIGN, REMOVE	AS																1		
700-1-74	SINGLE POST SIGN, F&I CUSTOM, 31+ SF	AS		1													1	4		
700-2-13	MULTI- POST SIGN, F&I GROUND MOUNT, 21-30 SF	AS																2		
700-2-14	MULTI- POST SIGN, F&I GROUND MOUNT, 31-50 SF	AS																2		
700-2-15	MULTI- POST SIGN, F&I GROUND MOUNT, 51-100 SF	AS																1		
700-2-50	MULTI- POST SIGN, RELOCATE	AS																1		
704-1-1	TUBULAR MARKER, DURABLE, 36" WHITE POST	EA																1		
704-1-2	TUBULAR MARKER, DURABLE, 36" YELLOW POST	EA	1														1	49		
705-10-1	OBJECT MARKER, TYPE 1	EA																23		
706-1-3	RAISED PAVEMENT MARKER, TYPE B	EA																		
	(WHITE/RED)		35		6												41	1180		
	(YELLOW/YELLOW)				85												85	96		
	(MONO-DIRECTIONAL YELLOW)																	269		
710-11-190	PAINTED PAVEMENT MARKINGS, STANDARD, WHITE, ISLAND NOSE	SF																15		
710-11-290	PAINTED PAVEMENT MARKINGS, STANDARD, YELLOW, ISLAND NOSE	SF																168		
710-90	PAINTED PAVEMENT MARKINGS, FINAL SURFACE	LS																1		
*	PAINTED PAVEMENT MARKINGS, STANDARD, WHITE, SOLID, 6"	GM	0.359		0.222												0.581	12.013		
*	PAINTED PAVEMENT MARKINGS, STANDARD, WHITE, SOLID FOR INTERCHANGE AND URBAN ISLAND, 8"	GM																0.132		
*	PAINTED PAVEMENT MARKINGS, STANDARD, WHITE, SOLID FOR CROSSWALK AND ROUNDABOUT, 12"	LF	119		99												218	4650		
*	PAINTED PAVEMENT MARKINGS, STANDARD, WHITE, SOLID FOR DIAGONAL OR CHEVRON, 18"	LF																80		
*	PAINTED PAVEMENT MARKINGS, STANDARD, WHITE, SOLID FOR STOP LINE OR CROSSWALK, 24"	LF	12		16												28	981		
*	PAINTED PAVEMENT MARKINGS, STANDARD, WHITE, SKIP, 10-30 OR 3-9 SKIP, 6" WIDE	GM	0.114														0.114	5.243		
*	PAINTED PAVEMENT MARKINGS, STANDARD, WHITE, 2-4 DOTTED GUIDELINE/ 6-10 DOTTED EXT, 6"	GM	0.099														0.099	0.522		
*	PAINTED PAVEMENT MARKINGS, STANDARD, WHITE, 2-2 DOTTED EXTENSION LINE FOR ROUNDABOUT, 12"	GM	0.027														0.027	0.027		
*	PAINTED PAVEMENT MARKINGS, STANDARD, WHITE, MESSAGE OR SYMBOL	EA																		
	YIELD		2														2	2		
*	PAINTED PAVEMENT MARKINGS, STANDARD, WHITE, ARROWS	EA																		
	RIGHT				1												1	25		
	LEFT		3		1												4	60		
	LEFT (ROUNDABOUT)		3														3	3		
	RIGHT/THRU/LEFT		3														3	3		
*	PAINTED PAVEMENT MARKINGS, STANDARD, YELLOW, SOLID, 6"	GM	0.182		0.350												0.532	5.721		
*	PAINTED PAVEMENT MARKINGS, STANDARD, YELLOW, SOLID FOR DIAGONAL OR CHEVRON, 18"	LF			148												148	168		
*	PAINTED PAVEMENT MARKINGS, STANDARD, YELLOW, 2-4 DOTTED GUIDELINE/6-10 DOTTED EXT, 6"	GM																0.513		
711-11-102	THERMOPLASTIC, STANDARD, WHITE, SOLID, 8" FOR INTERCHANGE AND URBAN ISLAND	GM																0.132		
711-11-123	THERMOPLASTIC, STANDARD, WHITE, SOLID, 12" FOR CROSSWALK AND ROUNDABOUT	LF	119		99												218	4650		
711-11-124	THERMOPLASTIC, STANDARD, WHITE, SOLID, 18" FOR DIAGONALS AND CHEVRONS	LF																80		
711-11-125	THERMOPLASTIC, STANDARD, WHITE, SOLID, 24" FOR STOP LINE	LF	12		16												28	981		
711-11-141	THERMOPLASTIC, STANDARD, WHITE, 2-4 DOTTED GUIDELINE/ 6-10 GAP EXTENSION, 6"	GM	0.099														0.099	0.522		
711-11-144	THERMOPLASTIC, STANDARD, WHITE, 2-2 DOTTED EXTENSION LINE, 12" FOR ROUNDABOUT	GM	0.027														0.027	0.027		
711-11-160	THERMOPLASTIC, STANDARD, WHITE, MESSAGE OR SYMBOL	EA																		
	YIELD		2														2	2		
711-11-170	THERMOPLASTIC, STANDARD, WHITE, ARROW	EA																		
	RIGHT				1												1	25		
	LEFT		3		1												4	60		
	LEFT (ROUNDABOUT)		3														3	3		
	RIGHT/THRU/LEFT		3														3	3		
711-11-224	THERMOPLASTIC, STANDARD, YELLOW, SOLID, 18" FOR DIAGONAL OR CHEVRON	LF			148												148	168		
711-11-241	THERMOPLASTIC, STANDARD, YELLOW, 2-4 DOTTED GUIDE LINE /6-10 DOTTED EXTENSION LINE, 6"	GM																0.513		
711-14-125	THERMOPLASTIC, PREFORMED, WHITE, SOLID, 24" FOR CROSSWALK	LF	50														50	1808		
711-14-160	THERMOPLASTIC, PREFORMED, WHITE, MESSAGE	EA																		
	BIKE		1														1	45		
711-14-170	THERMOPLASTIC, PREFORMED, WHITE, ARROW	EA																		
	THRU (BIKE)		1														1	45		
711-16-101	THERMOPLASTIC, STANDARD-OTHER SURFACES, WHITE, SOLID, 6"	GM	0.359		0.222												0.581	12.013		
711-16-131	THERMOPLASTIC, STANDARD-OTHER SURFACES, WHITE, SKIP, 6", 10-30 SKIP OR 3-9 LANE DROP	GM	0.114														0.114	5.243		
711-16-201	THERMOPLASTIC, STANDARD-OTHER SURFACES, YELLOW, SOLID, 6"	GM	0.182		0.350												0.532	5.721		
713-103-101	PERMANENT TAPE, WHITE, SOLID, 6" FOR CONCRETE BRIDGES	GM																0.061		
713-103-131	PERMANENT TAPE, WHITE, SKIP/DOTTED, 6" FOR CONCRETE SURFACES	GM																0.046		
713-103-201	PERMANENT TAPE, YELLOW, SOLID, 6" FOR CONCRETE BRIDGES	GM																0.031		
713-103-331	PERMANENT TAPE, BLACK, SKIP/DOTTED, 6" FOR CONCRETE SURFACES	GM																0.030		
920-714-100	GREEN COLORED PAVEMENT MARKINGS, BIKE LANE	SF																4052		

\* THESE QUANTITIES ARE PAID FOR UNDER PAINTED PAVEMENT MARKINGS (FINAL SURFACE), LUMP SUM ITEM NO. 710-90. THE QUANTITIES SHOWN ARE FOR ONE APPLICATION: SEE SPECIFICATION 710 FOR THE NUMBER OF APPLICATIONS REQUIRED.

SCALE	AS NOTED	DATE	11/2022	DESIGN ENGINEER	BURAK KONUK	 <b>MANATEE COUNTY PUBLIC WORKS</b>	<b>TABULATION OF QUANTITIES (4)</b>	SHEET NO.	5-6
DESIGNED BY	BK	PROJECT NO.	6107660	FL. LICENSE NO.	81581				
DRAWN BY	LG								
CHECKED BY	MO								
No.	REVISIONS	DATE	BY						

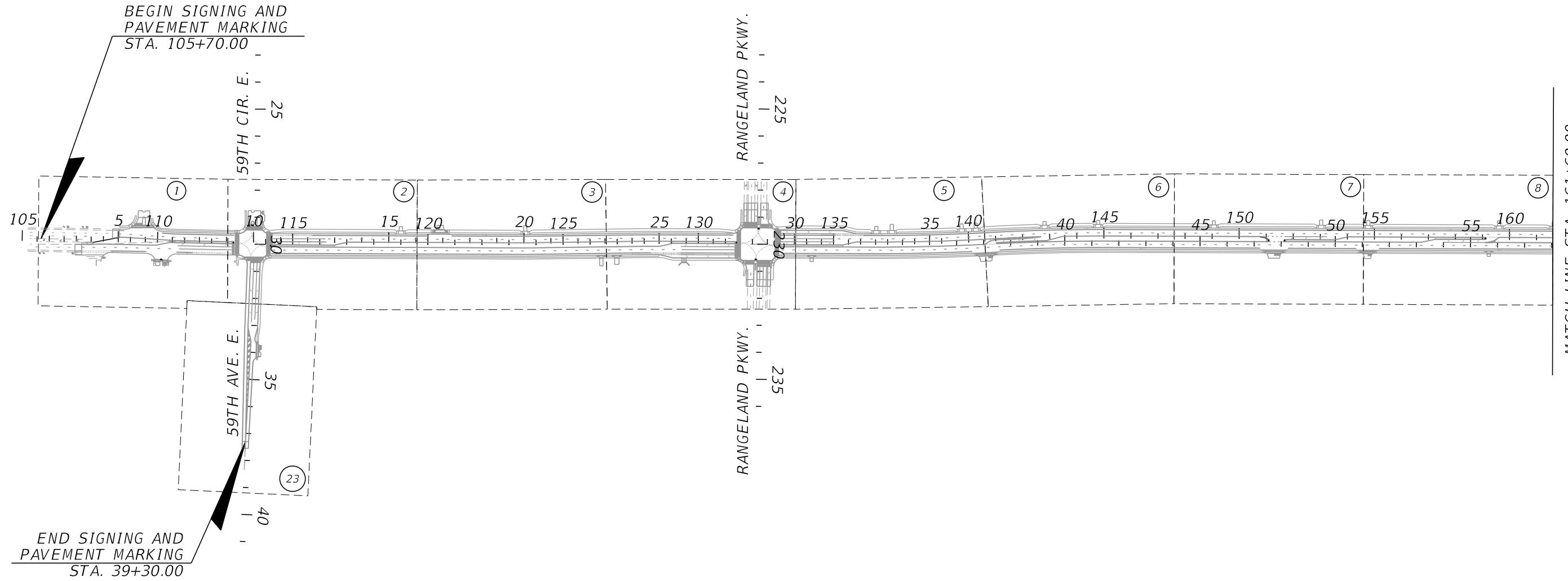
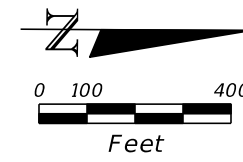
THE OFFICIAL RECORD OF THIS SHEET IS THE ELECTRONIC FILE DIGITALLY SIGNED AND SEALED UNDER RULE 61G15-23.004, F.A.C.

SIGNING AND PAVEMENT MARKING GENERAL NOTES:

1. ALL PAVEMENT MARKINGS WITHIN THE MANATEE COUNTY RIGHT-OF-WAY SHALL BE THERMOPLASTIC.
2. REFER TO F.D.O.T. STANDARD PLANS INDEX NO. 706-001 FOR RETRO-REFLECTIVE PAVEMENT MARKER PLACEMENT DETAILS.
3. CAUTION SHALL BE EXERCISED WHILE RELOCATING EXISTING SIGNS SO AS TO PREVENT DAMAGE TO THE SIGNS. IF THE SIGNS ARE DAMAGED BEYOND USE, AS DETERMINED BY THE ENGINEER, THEY SHALL BE REPLACED BY THE CONTRACTOR AT HIS EXPENSE.
4. THE SIGN LOCATIONS ARE APPROXIMATE AND MAY REQUIRE FIELD ADJUSTMENT AS DIRECTED BY THE ENGINEER.
5. ANY EXISTING SIGN TO REMAIN THAT IS DISTURBED DURING CONSTRUCTION OR RELOCATED SHALL BE RESET TO CURRENT STANDARDS FOR HEIGHT, OFFSET, AND METHOD OF INSTALLATION. COST OF THIS WORK SHALL BE REFLECTED IN THE PAY ITEM NO. 102-1 IN THE SUMMARY OF ROADWAY PAY ITEMS.
6. ALL COLUMNS (POSTS) FOR SINGLE COLUMN SIGNS SHALL BE U-CHANNEL POST, UNLESS OTHERWISE INDICATED IN THE PLANS.
7. ALL SINGLE COLUMN SIGNS WITHIN THE LIMITS OF CLEARING AND GRUBBING SHALL BE REMOVED UNLESS OTHERWISE NOTED IN THE PLANS. PAYMENT SHALL BE REFLECTED IN THE PAY ITEM NO. 110-1-1 IN THE SUMMARY OF ROADWAY PAY ITEMS.
8. AT LOCATIONS WHERE UNDERGROUND UTILITIES ARE IN CLOSE PROXIMITY TO SIGN FOUNDATIONS AS DETERMINED BY THE CONTRACTOR, THE CONTRACTOR SHALL HAND DIG THE FIRST FOUR FEET OF THE HOLE FOR THE MULTI POST OR SINGLE COLUMN CANTILEVER SIGN FOUNDATIONS.
9. CONSTRUCT ALL CROSSWALKS 10' IN WIDTH, UNLESS OTHERWISE SHOWN IN THE PLANS. MEASUREMENT SHALL BE FROM INSIDE TO INSIDE OF THE 12" WHITE STRIPES. CENTER CROSSWALKS ON CURB CUT RAMPS.
10. MATCH ALL EXISTING PAVEMENT MARKINGS AT THE MILLING LIMITS.

THE OFFICIAL RECORD OF THIS SHEET IS THE ELECTRONIC FILE DIGITALLY SIGNED AND SEALED UNDER RULE 61G15-23.004, F.A.C.

			SCALE	AS NOTED	 <b>HDR</b> HDR ENGINEERING, INC. 4830 W KENNEDY BLVD, SUITE 400 TAMPA, FL 33609	DATE	 <b>MANATEE COUNTY</b> <b>PUBLIC WORKS</b>	DESIGN ENGINEER	<b>GENERAL NOTES</b>	SHEET NO.	
			DESIGNED BY	BK		11/2022		BURAK KONUK		81581	S-7
			DRAWN BY	LG		PROJECT NO.		FL. LICENSE NO.			
			CHECKED BY	MO		6107660					
No.	REVISIONS	DATE	BY	MO							



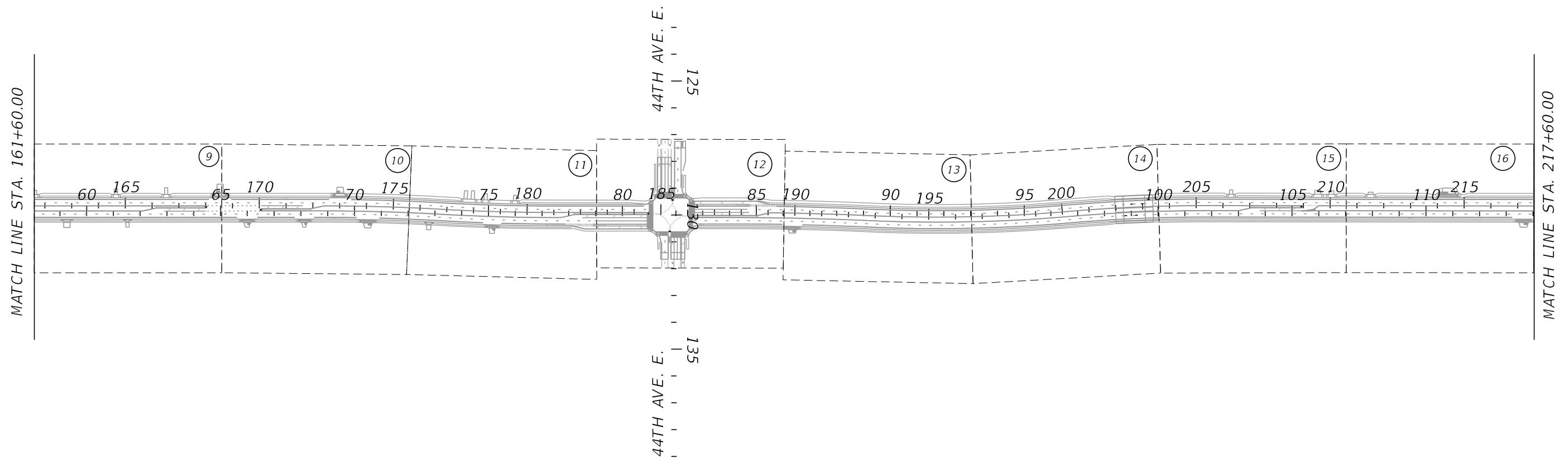
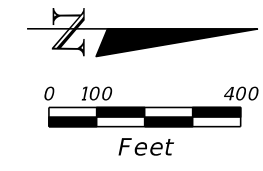
THE OFFICIAL RECORD OF THIS SHEET IS THE ELECTRONIC FILE DIGITALLY SIGNED AND SEALED UNDER RULE 61G15-23.004, F.A.C.



				SCALE AS NOTED	DATE 11/2022		DESIGN ENGINEER BURAK KONUK	PROJECT LAYOUT (1)	SHEET NO.
				DESIGNED BY BK	PROJECT NO. 6107660		FL. LICENSE NO. 81581		S-8
				DRAWN BY LG	PROJECT NO. 6107660				
				CHECKED BY MO	PROJECT NO. 6107660				
No.	REVISIONS	DATE	BY	MO					

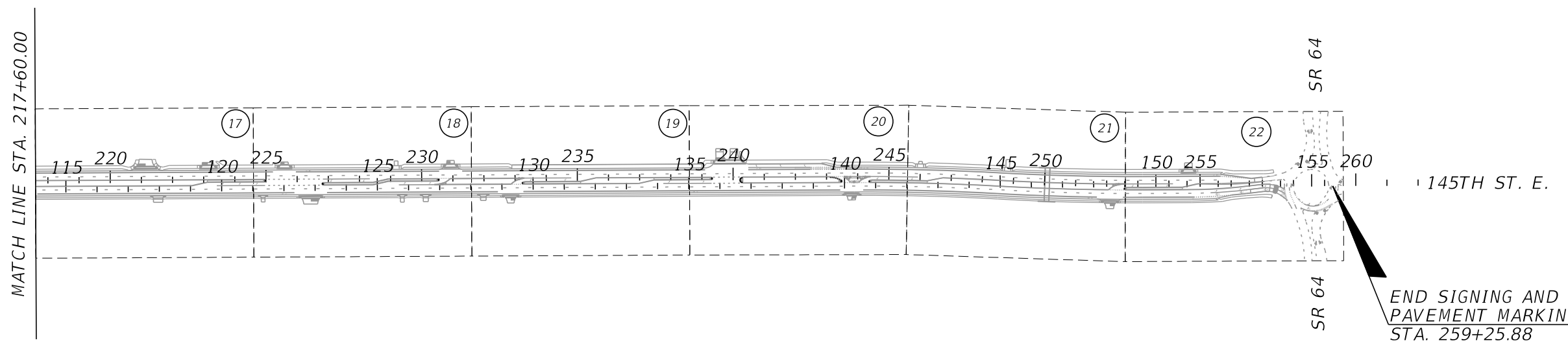
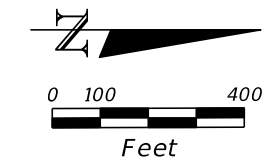
**HDR**  
 HDR ENGINEERING, INC.  
 4830 W KENNEDY BLVD, SUITE 400  
 TAMPA, FL 33609

**Manatee County**  
 MANATEE COUNTY  
 PUBLIC WORKS





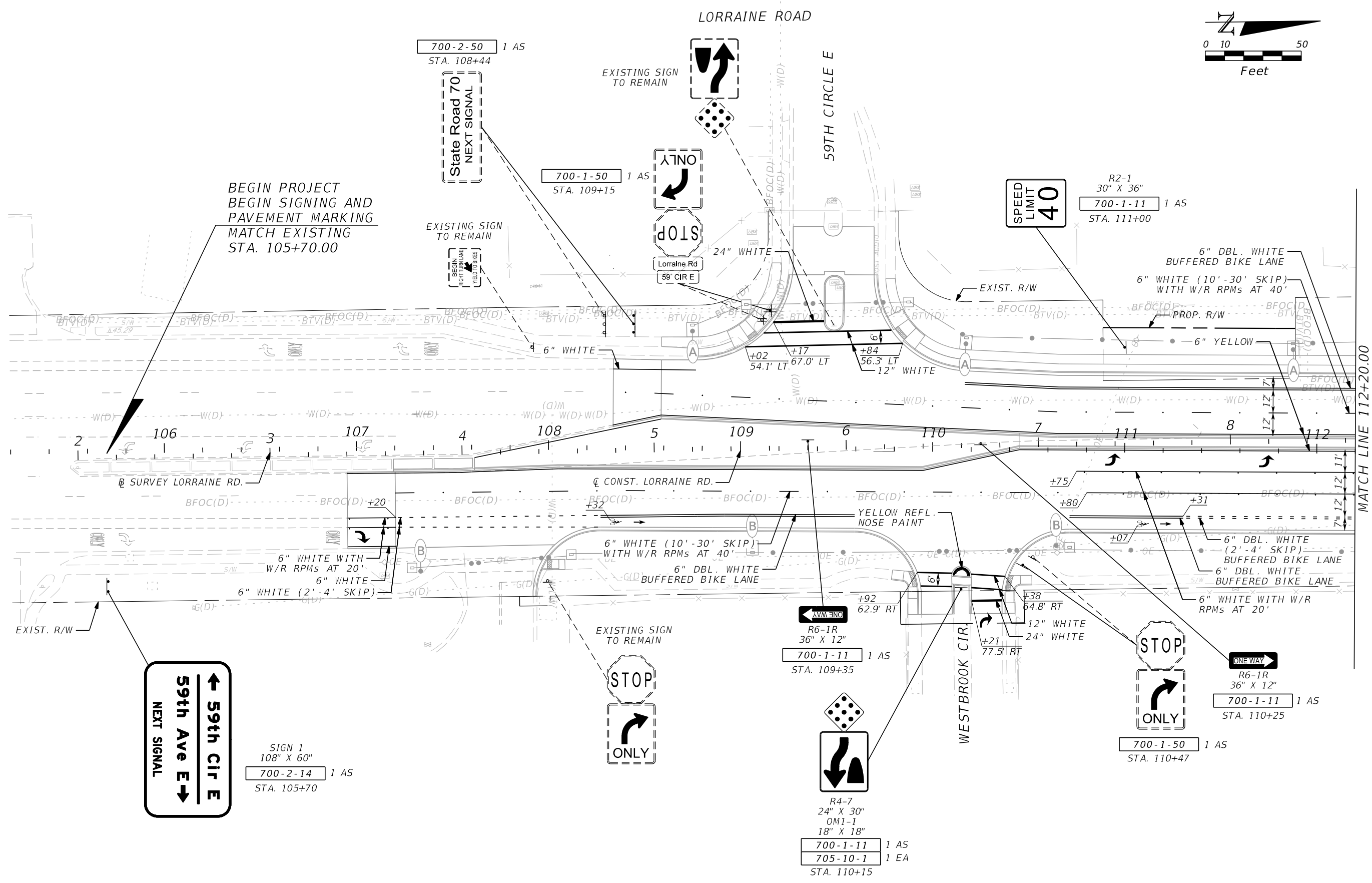



<table border="1"> <tr> <td>No.</td> <td>REVISIONS</td> <td>DATE</td> <td>BY</td> </tr> <tr> <td> </td> <td> </td> <td> </td> <td> </td> </tr> </table>				No.	REVISIONS	DATE	BY					SCALE AS NOTED DESIGNED BY BK DRAWN BY LG CHECKED BY MO	 <b>HDR</b> HDR ENGINEERING, INC. 4830 W KENNEDY BLVD, SUITE 400 TAMPA, FL 33609	DATE 11/2022 PROJECT NO. 6107660	 <b>MANATEE COUNTY</b> <b>PUBLIC WORKS</b>	DESIGN ENGINEER BURAK KONUK FL. LICENSE NO. 81581	<b>PROJECT LAYOUT (2)</b>	SHEET NO. S-9
No.	REVISIONS	DATE	BY															



THE OFFICIAL RECORD OF THIS SHEET IS THE ELECTRONIC FILE DIGITALLY SIGNED AND SEALED UNDER RULE 61G15-23.004, F.A.C.

				SCALE	AS NOTED			DATE	11/2022	 <b>MANATEE COUNTY</b> <b>PUBLIC WORKS</b>	DESIGN ENGINEER	BURAK KONUK	<b>PROJECT LAYOUT (3)</b>	SHEET NO.
				DESIGNED BY	BK			PROJECT NO.	6107660		FL. LICENSE NO.	81581		S-10
				DRAWN BY	LG	 <b>HDR ENGINEERING, INC.</b> 4830 W KENNEDY BLVD, SUITE 400 TAMPA, FL 33609								
No.	REVISIONS	DATE	BY	CHECKED BY	MO									



BEGIN PROJECT  
 BEGIN SIGNING AND  
 PAVEMENT MARKING  
 MATCH EXISTING  
 STA. 105+70.00

← 59th Cir E  
 NEXT SIGNAL  
 →

SIGN 1  
 108" X 60"  
 700-2-14 1 AS  
 STA. 105+70

700-2-50 1 AS  
 STA. 108+44

700-1-50 1 AS  
 STA. 109+15

R2-1  
 30" X 36"  
 700-1-11 1 AS  
 STA. 111+00

R6-1R  
 36" X 12"  
 700-1-11 1 AS  
 STA. 109+35

R4-7  
 24" X 30"  
 OM1-1  
 18" X 18"  
 700-1-11 1 AS  
 705-10-1 1 EA  
 STA. 110+15

700-1-50 1 AS  
 STA. 110+47

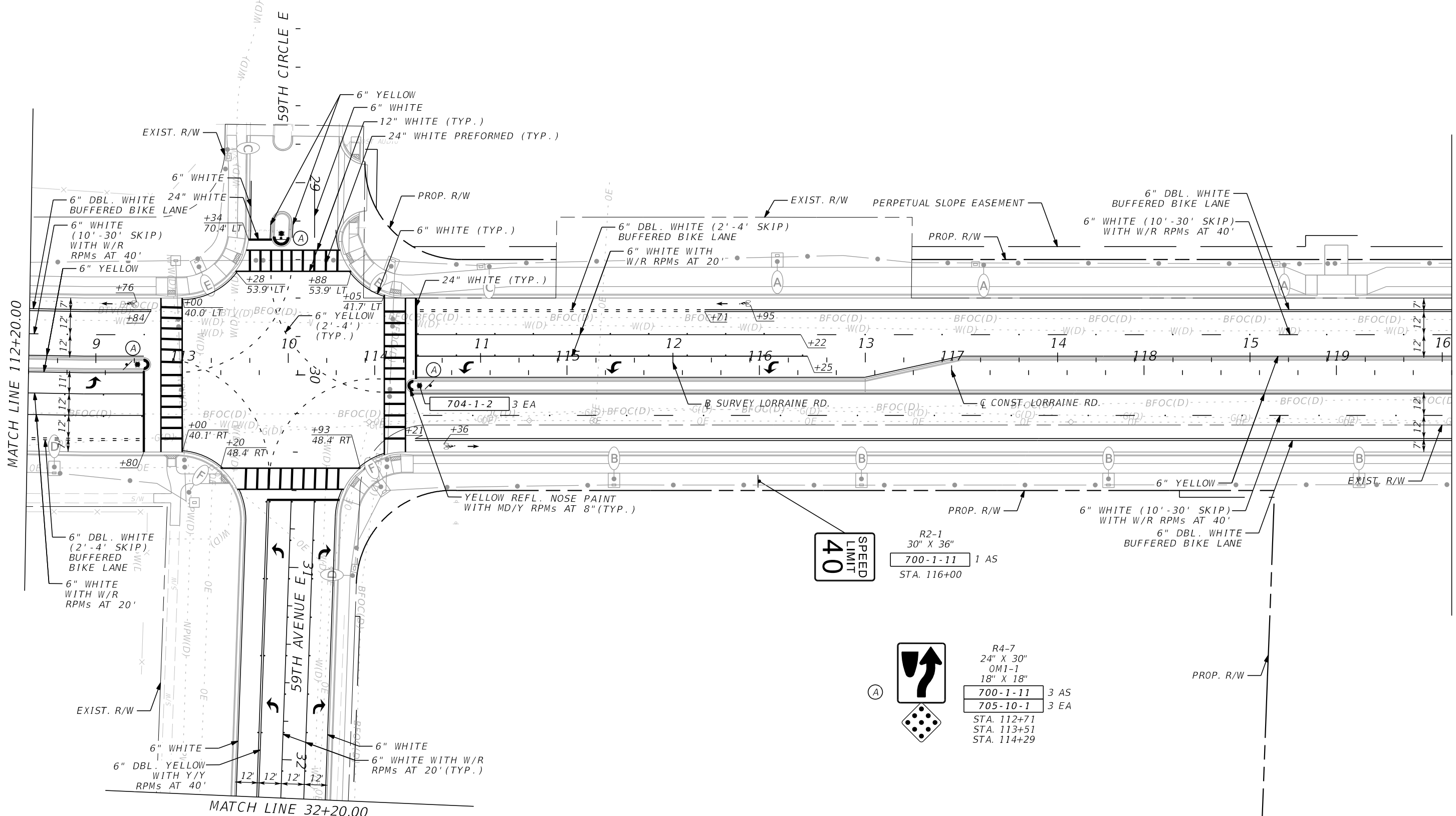

R6-1R  
 36" X 12"  
 700-1-11 1 AS  
 STA. 110+25

MATCH LINE 112+20.00

SCALE AS NOTED DESIGNED BY BK DRAWN BY LG CHECKED BY MO		HDR ENGINEERING, INC. 4830 W KENNEDY BLVD, SUITE 400 TAMPA, FL 33609	DATE 11/2022	MANATEE COUNTY PUBLIC WORKS	DESIGN ENGINEER BURAK KONUK	FL. LICENSE NO. 81581	SHEET NO. S-11
PROJECT NO. 6107660			DATE 11/28/2022 4:17:53 PM Default		SIGNING AND PAVEMENT MARKING PLAN (1)		

THE OFFICIAL RECORD OF THIS SHEET IS THE ELECTRONIC FILE DIGITALLY SIGNED AND SEALED UNDER RULE 61G15-23.004, F.A.C.

LORRAINE ROAD



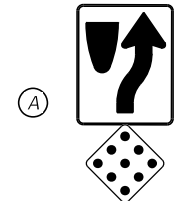
MATCH LINE 112+20.00

MATCH LINE 119+60.00

MATCH LINE 32+20.00



R2-1  
30" X 36"  
700-1-11 1 AS  
STA. 116+00

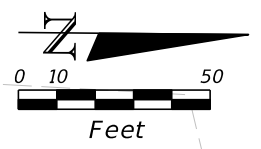


R4-7  
24" X 30"  
OM1-1  
18" X 18"  
700-1-11 3 AS  
705-10-1 3 EA  
STA. 112+71  
STA. 113+51  
STA. 114+29

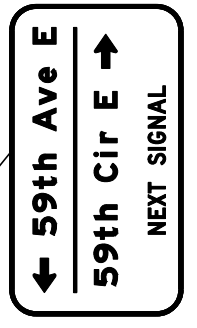
SCALE AS NOTED DESIGNED BY BK DRAWN BY LG CHECKED BY MO				HDR ENGINEERING, INC. 4830 W KENNEDY BLVD, SUITE 400 TAMPA, FL 33609		DATE 11/2022 PROJECT NO. 6107660		MANATEE COUNTY PUBLIC WORKS		DESIGN ENGINEER BURAK KONUK FL. LICENSE NO. 81581		SHEET NO. S-12 SIGNING AND PAVEMENT MARKING PLAN (2)	
No.	REVISIONS			DATE	BY								

THE OFFICIAL RECORD OF THIS SHEET IS THE ELECTRONIC FILE DIGITALLY SIGNED AND SEALED UNDER RULE 61G15-23.004, F.A.C.

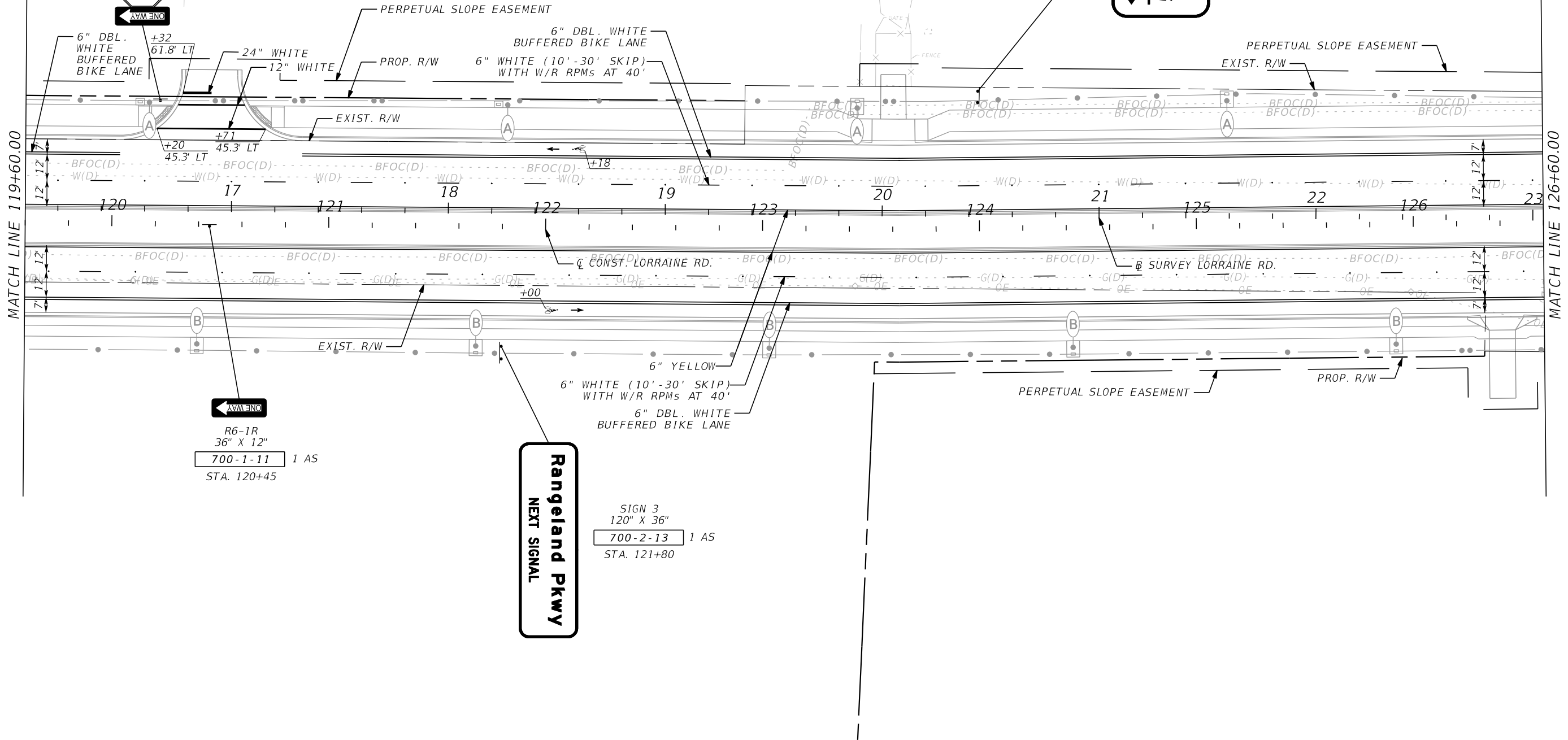
LORRAINE ROAD



R6-1R  
36" X 12"  
R1-1  
36" X 36"  
700-1-11 1 AS  
STA. 120+22



SIGN 2  
108" X 60"  
700-2-14 1 AS  
STA. 124+00



R6-1R  
36" X 12"  
700-1-11 1 AS  
STA. 120+45

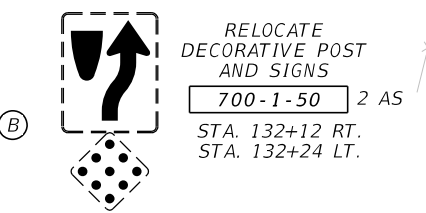
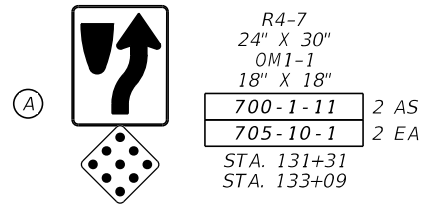
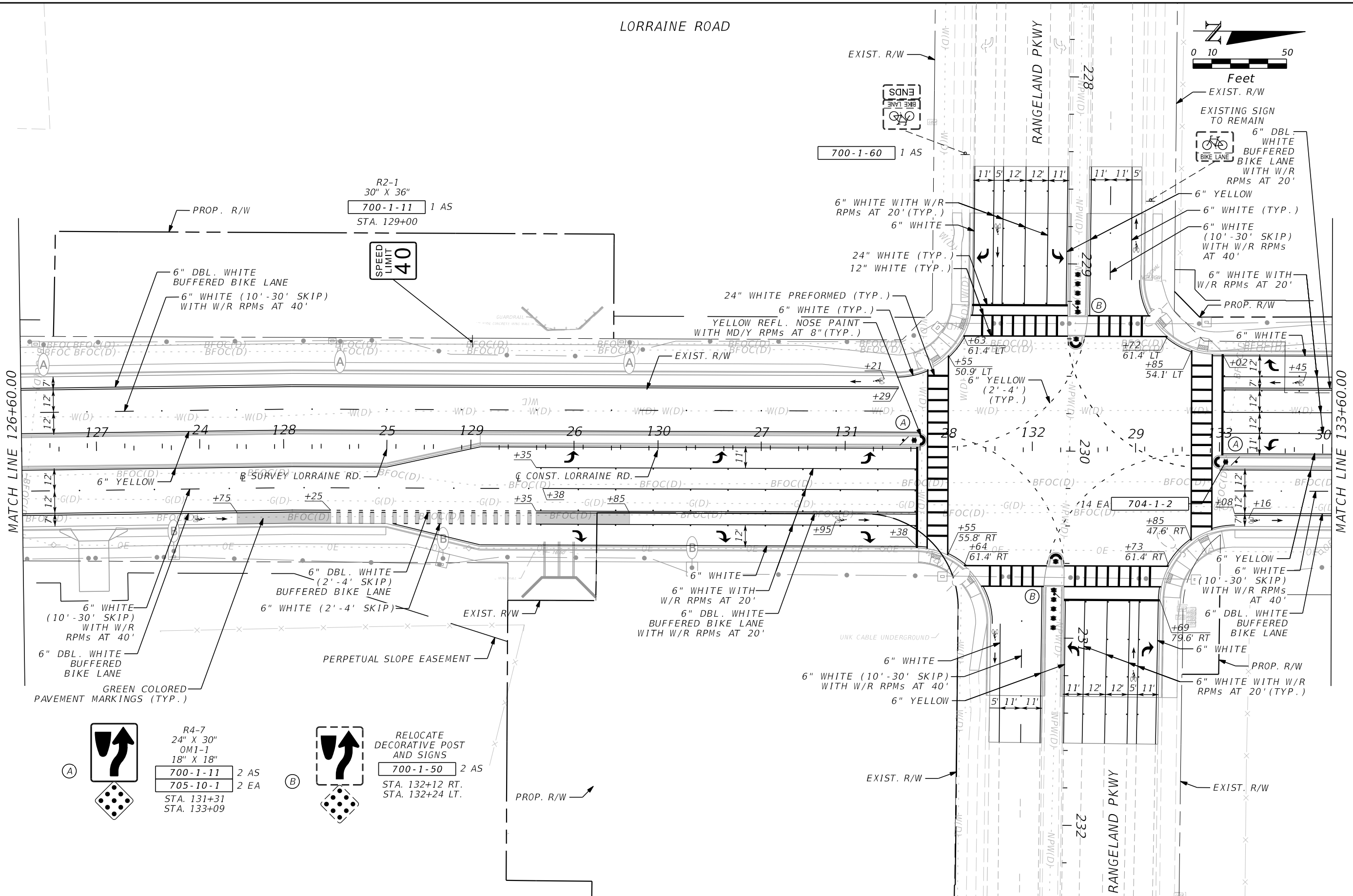
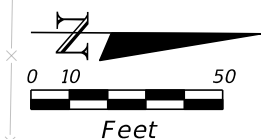


SIGN 3  
120" X 36"  
700-2-13 1 AS  
STA. 121+80

SCALE AS NOTED DESIGNED BY BK DRAWN BY LG CHECKED BY MO				HDR ENGINEERING, INC. 4830 W KENNEDY BLVD, SUITE 400 TAMPA, FL 33609		DATE 11/2022 PROJECT NO. 6107660		MANATEE COUNTY PUBLIC WORKS		DESIGN ENGINEER BURAK KONUK FL. LICENSE NO. 81581		SHEET NO. S-13 SIGNING AND PAVEMENT MARKING PLAN (3)	
No.	REVISIONS	DATE	BY										

THE OFFICIAL RECORD OF THIS SHEET IS THE ELECTRONIC FILE DIGITALLY SIGNED AND SEALED UNDER RULE 61G15-23.004, F.A.C.

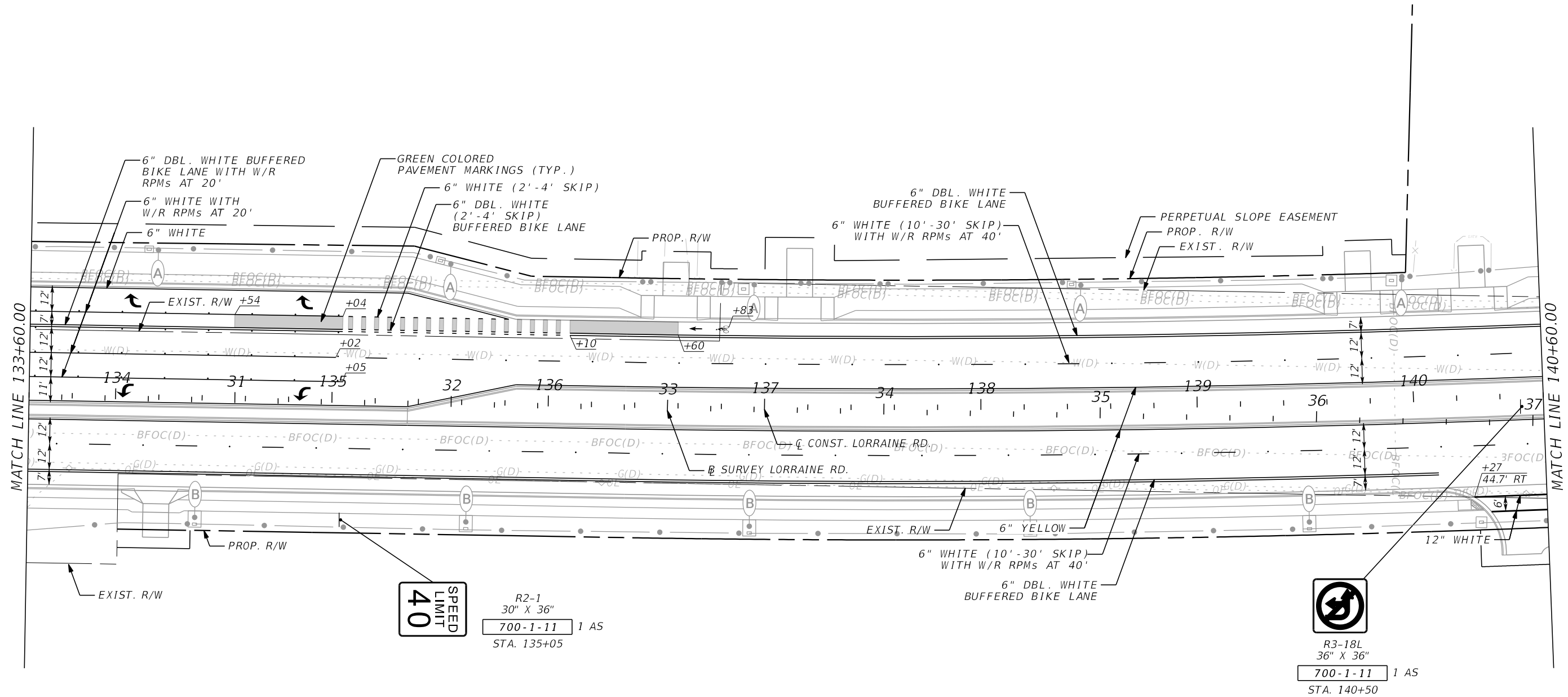
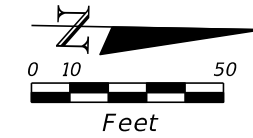
LORRAINE ROAD



SCALE AS NOTED DESIGNED BY BK DRAWN BY LG CHECKED BY MO				HDR ENGINEERING, INC. 4830 W KENNEDY BLVD, SUITE 400 TAMPA, FL 33609		DATE 11/2022 PROJECT NO. 6107660		MANATEE COUNTY PUBLIC WORKS		DESIGN ENGINEER BURAK KONUK FL. LICENSE NO. 81581		SHEET NO. S-14 SIGNING AND PAVEMENT MARKING PLAN (4)	
No.	REVISIONS	DATE	BY										

THE OFFICIAL RECORD OF THIS SHEET IS THE ELECTRONIC FILE DIGITALLY SIGNED AND SEALED UNDER RULE 61G15-23.004, F.A.C.

LORRAINE ROAD



**40**  
SPEED  
LIMIT

R2-1  
30" X 36"  
700-1-11 1 AS  
STA. 135+05

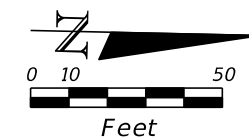


R3-18L  
36" X 36"  
700-1-11 1 AS  
STA. 140+50

THE OFFICIAL RECORD OF THIS SHEET IS THE ELECTRONIC FILE DIGITALLY SIGNED AND SEALED UNDER RULE 61G15-23.004, F.A.C.

SCALE AS NOTED DESIGNED BY BK DRAWN BY LG CHECKED BY MO				HDR ENGINEERING, INC. 4830 W KENNEDY BLVD, SUITE 400 TAMPA, FL 33609		DATE 11/2022 PROJECT NO. 6107660		MANATEE COUNTY PUBLIC WORKS		DESIGN ENGINEER BURAK KONUK FL. LICENSE NO. 81581		SHEET NO. S-15 SIGNING AND PAVEMENT MARKING PLAN (5)	
No.	REVISIONS	DATE	BY										

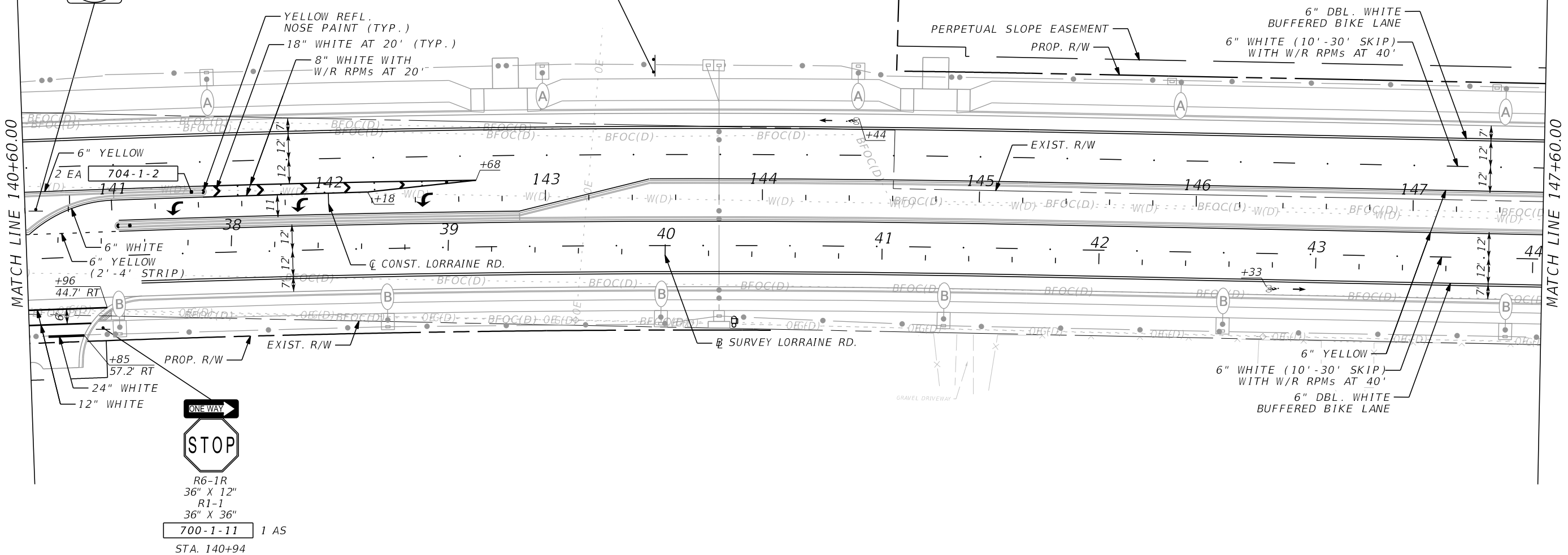
LORRAINE ROAD



**Rangeland Pkwy  
NEXT SIGNAL**

SIGN 3  
120" X 36"  
700-2-13 1 AS  
STA. 143+50

R5-1  
36" X 36"  
700-1-11 1 AS  
STA. 140+65



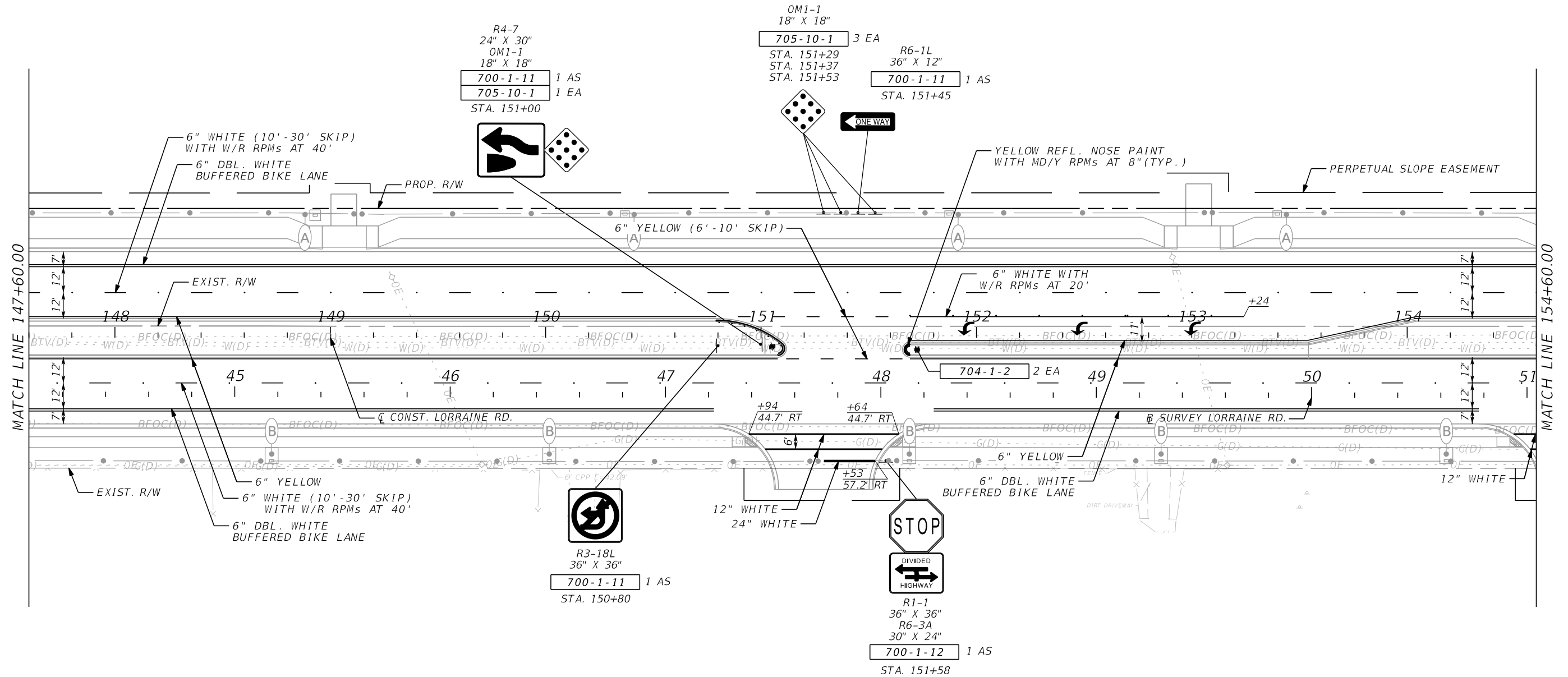

ONE-WAY  
STOP  
R6-1R  
36" X 12"  
R1-1  
36" X 36"  
700-1-11 1 AS  
STA. 140+94

SCALE AS NOTED DESIGNED BY BK DRAWN BY LG CHECKED BY MO				DATE 11/2022 PROJECT NO. 6107660		DESIGN ENGINEER BURAK KONUK FL. LICENSE NO. 81581		SHEET NO. S-16 MANATEE COUNTY PUBLIC WORKS SIGNING AND PAVEMENT MARKING PLAN (6)	
LGUO				11/28/2022 4:18:33 PM Default		PW\			

THE OFFICIAL RECORD OF THIS SHEET IS THE ELECTRONIC FILE DIGITALLY SIGNED AND SEALED UNDER RULE 61G15-23.004, F.A.C.



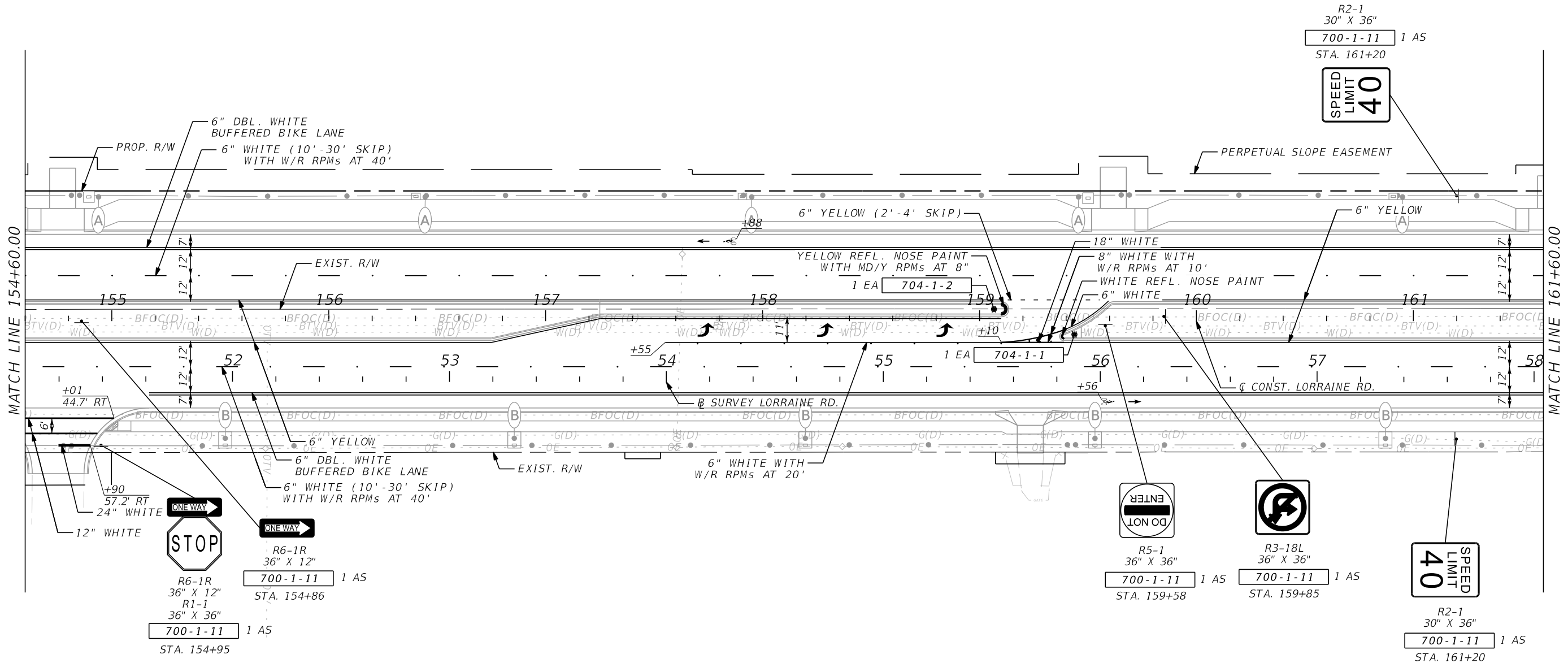

LORRAINE ROAD



THE OFFICIAL RECORD OF THIS SHEET IS THE ELECTRONIC FILE DIGITALLY SIGNED AND SEALED UNDER RULE 61G15-23.004, F.A.C.

SCALE AS NOTED DESIGNED BY BK DRAWN BY LG CHECKED BY MO				HDR ENGINEERING, INC. 4830 W KENNEDY BLVD, SUITE 400 TAMPA, FL 33609		DATE 11/2022 PROJECT NO. 6107660		MANATEE COUNTY PUBLIC WORKS		DESIGN ENGINEER BURAK KONUK FL. LICENSE NO. 81581		SHEET NO. S-17 SIGNING AND PAVEMENT MARKING PLAN (7)	
No.	REVISIONS	DATE	BY										

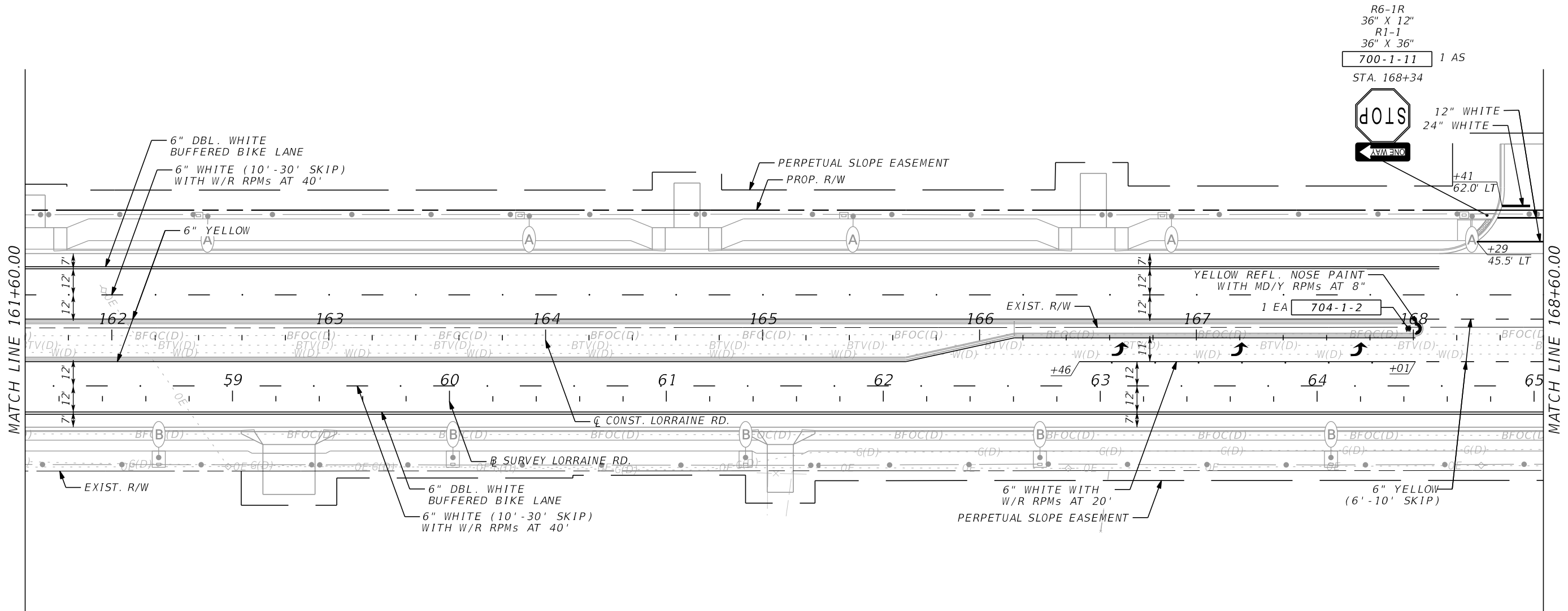

LORRAINE ROAD



THE OFFICIAL RECORD OF THIS SHEET IS THE ELECTRONIC FILE DIGITALLY SIGNED AND SEALED UNDER RULE 61G15-23.004, F.A.C.

No.	REVISIONS	DATE	BY	SCALE	AS NOTED	DATE	11/2022	DESIGN ENGINEER	BURAK KONUK	FL. LICENSE NO.	81581	SHEET NO.	5-18
				DESIGNED BY	BK								
				DRAWN BY	LG	MANATEE COUNTY PUBLIC WORKS		SIGNING AND PAVEMENT MARKING PLAN (8)					
				CHECKED BY	MO	MANATEE COUNTY PUBLIC WORKS		SIGNING AND PAVEMENT MARKING PLAN (8)					
						TAMPA, FL 33609		SIGNING AND PAVEMENT MARKING PLAN (8)					

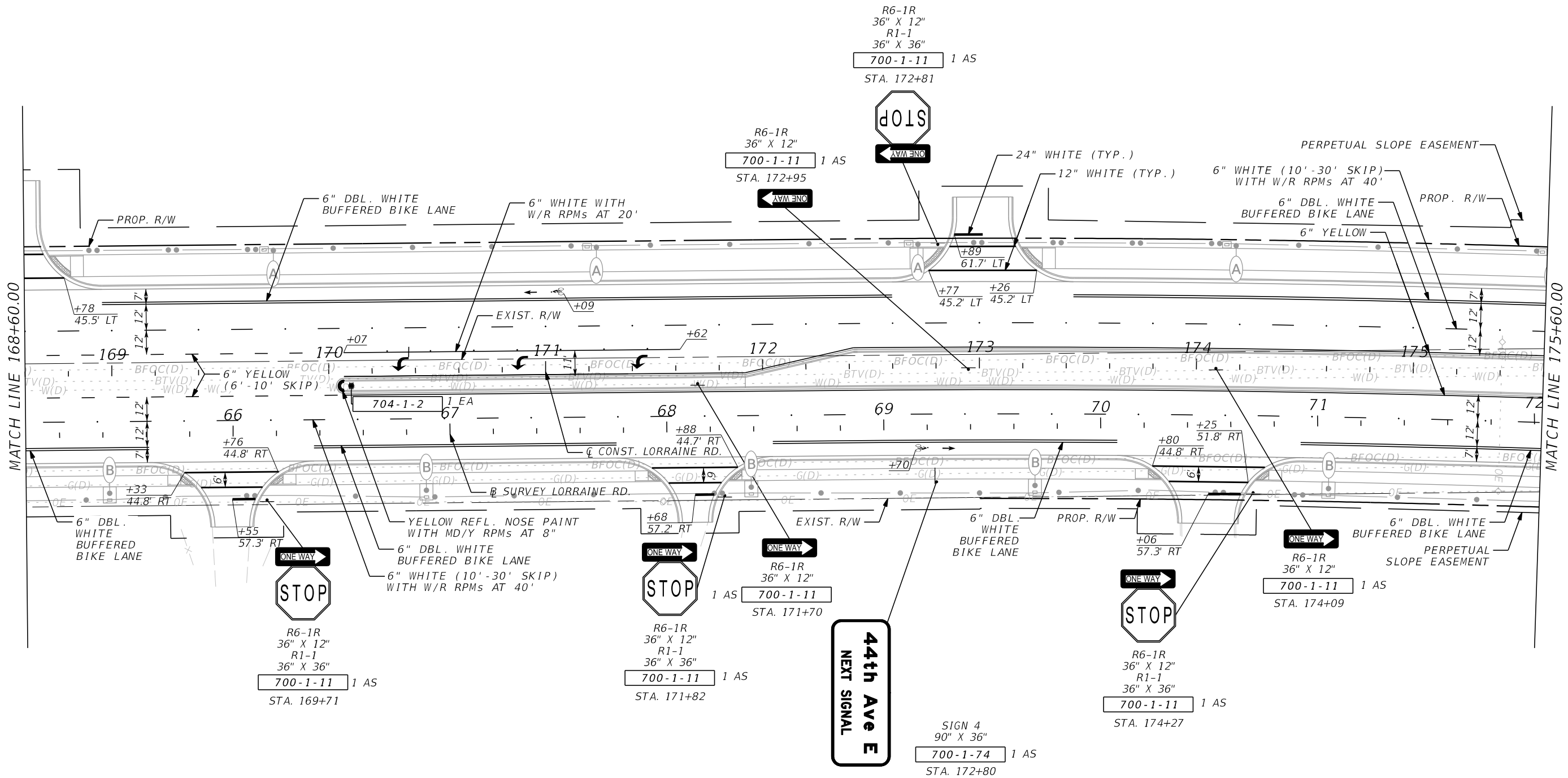

LORRAINE ROAD



THE OFFICIAL RECORD OF THIS SHEET IS THE ELECTRONIC FILE DIGITALLY SIGNED AND SEALED UNDER RULE 61G15-23.004, F.A.C.

SCALE AS NOTED DESIGNED BY BK DRAWN BY LG CHECKED BY MO				HDR ENGINEERING, INC. 4830 W KENNEDY BLVD, SUITE 400 TAMPA, FL 33609		DATE 11/2022 PROJECT NO. 6107660		MANATEE COUNTY PUBLIC WORKS		DESIGN ENGINEER BURAK KONUK FL. LICENSE NO. 81581		SHEET NO. S-19 SIGNING AND PAVEMENT MARKING PLAN (9)	
No.	REVISIONS	DATE	BY										

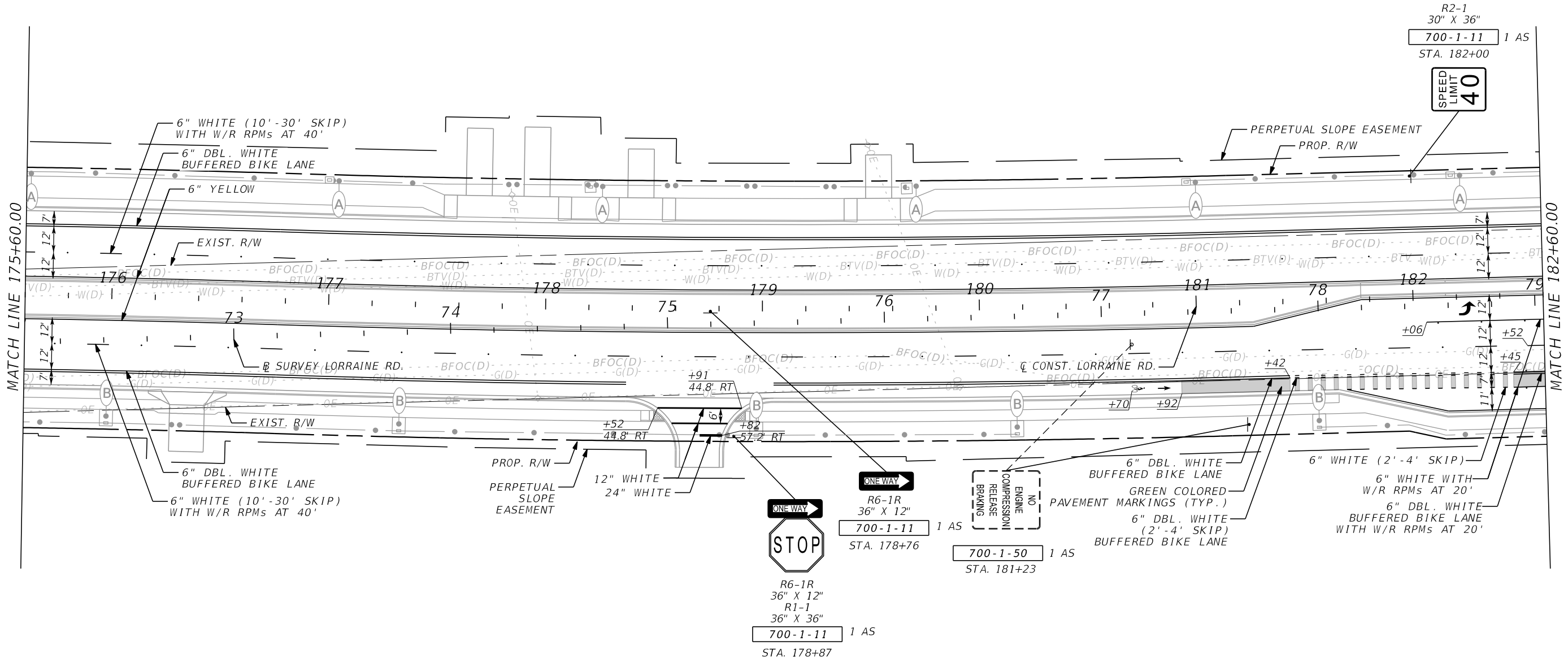

LORRAINE ROAD



THE OFFICIAL RECORD OF THIS SHEET IS THE ELECTRONIC FILE DIGITALLY SIGNED AND SEALED UNDER RULE 61G15-23.004, F.A.C.

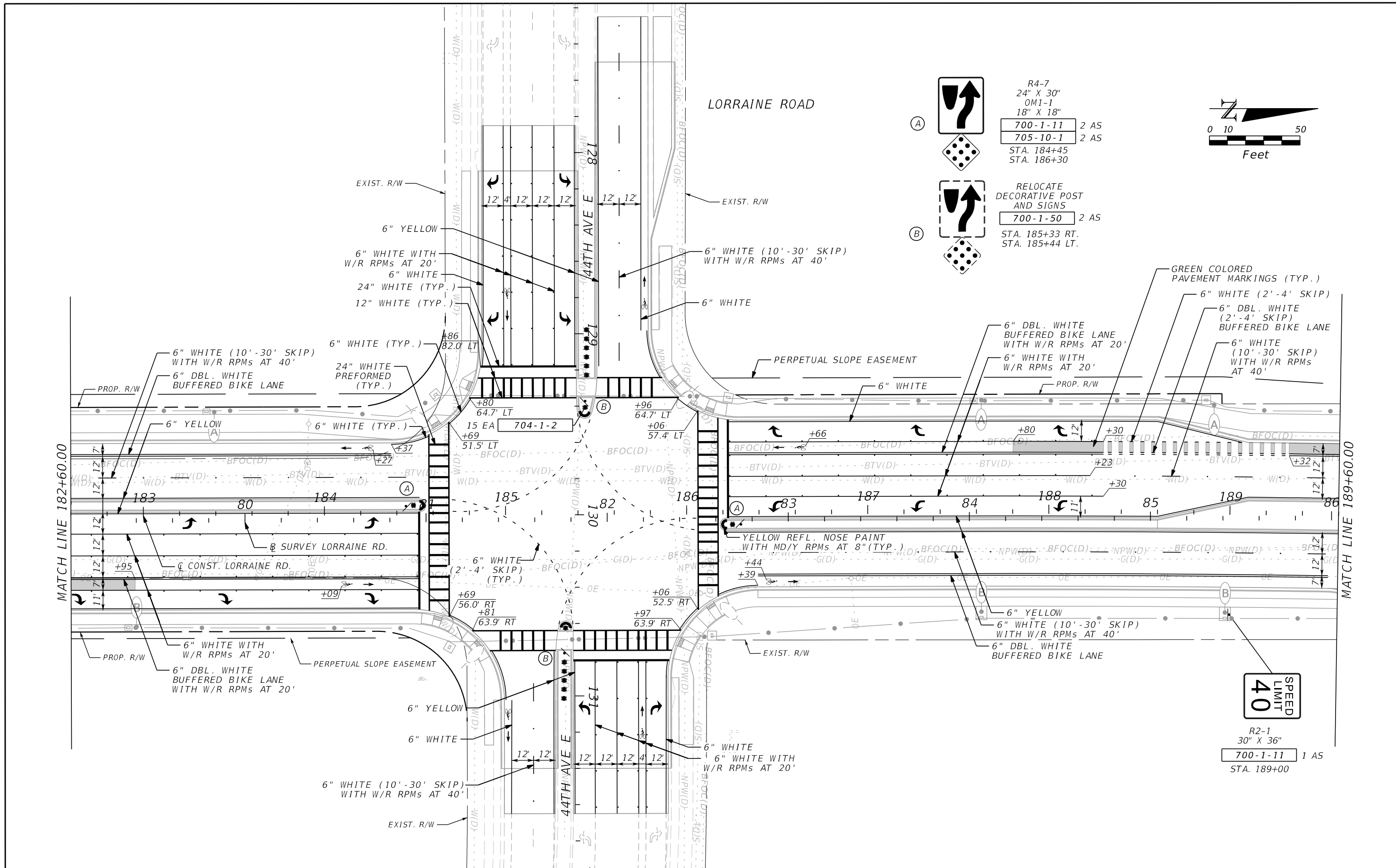
SCALE AS NOTED DESIGNED BY BK DRAWN BY LG CHECKED BY MO				HDR ENGINEERING, INC. 4830 W KENNEDY BLVD, SUITE 400 TAMPA, FL 33609		DATE 11/2022 PROJECT NO. 6107660		MANATEE COUNTY PUBLIC WORKS		DESIGN ENGINEER BURAK KONUK FL. LICENSE NO. 81581		SHEET NO. S-20 SIGNING AND PAVEMENT MARKING PLAN (10)	
No.	REVISIONS	DATE	BY										

LORRAINE ROAD




THE OFFICIAL RECORD OF THIS SHEET IS THE ELECTRONIC FILE DIGITALLY SIGNED AND SEALED UNDER RULE 61G15-23.004, F.A.C.

SCALE AS NOTED DESIGNED BY BK DRAWN BY LG CHECKED BY MO		HDR ENGINEERING, INC. 4830 W KENNEDY BLVD, SUITE 400 TAMPA, FL 33609	DATE 11/2022	MANATEE COUNTY PUBLIC WORKS	DESIGN ENGINEER BURAK KONUK	SHEET NO. S-21
No. REVISIONS DATE BY			PROJECT NO. 6107660		FL. LICENSE NO. 81581	



- 
- 
- 
- 




R2-1  
30" X 36"  
700-1-11 1 AS  
STA. 189+00

SCALE AS NOTED DESIGNED BY BK DRAWN BY LG CHECKED BY MO				HDR ENGINEERING, INC. 4830 W KENNEDY BLVD, SUITE 400 TAMPA, FL 33609		DATE 11/2022 PROJECT NO. 6107660		MANATEE COUNTY PUBLIC WORKS		DESIGN ENGINEER BURAK KONUK FL. LICENSE NO. 81581		SHEET NO. S-22 <b>SIGNING AND PAVEMENT MARKING PLAN (12)</b>	
--	--	--	--	--	--	-------------------------------------	--	--------------------------------	--	--	--	---	--

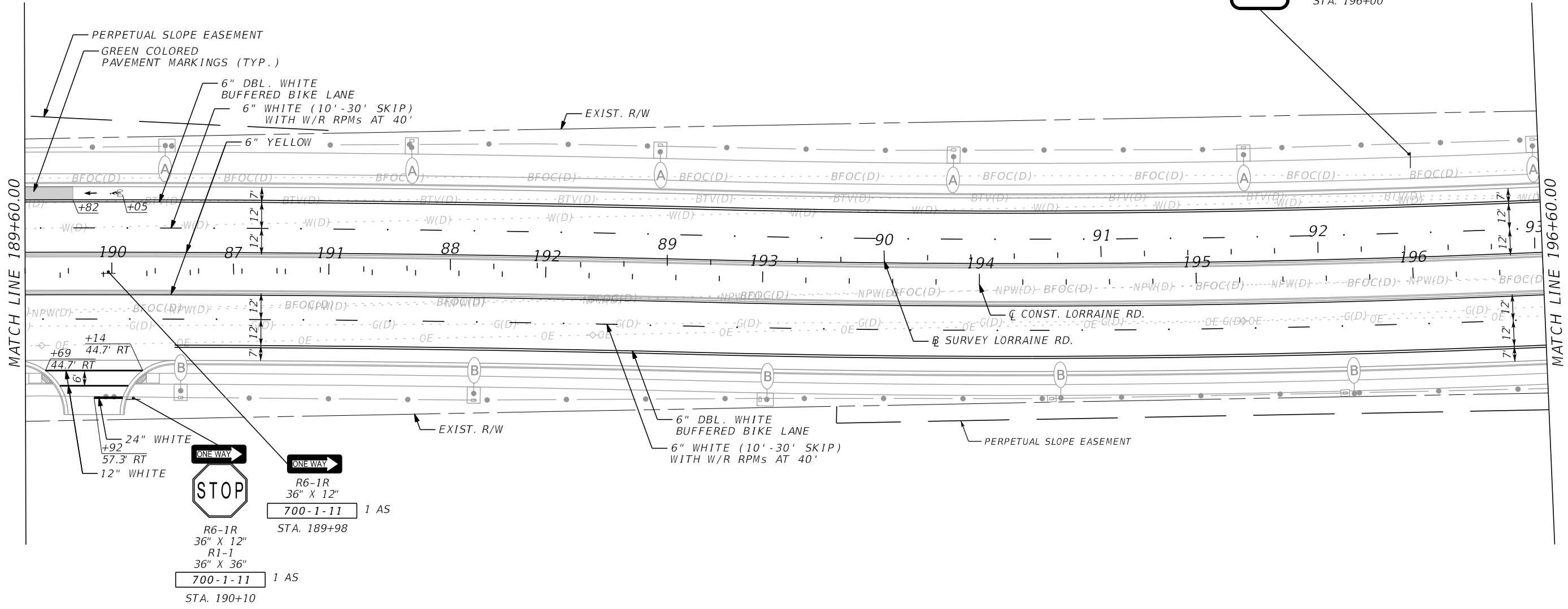
THE OFFICIAL RECORD OF THIS SHEET IS THE ELECTRONIC FILE DIGITALLY SIGNED AND SEALED UNDER RULE 61G15-23.004, F.A.C.

LORRAINE ROAD



**44th Ave E**  
NEXT SIGNAL

SIGN 4  
90" X 36"  
700-1-74 1 AS  
STA. 196+00



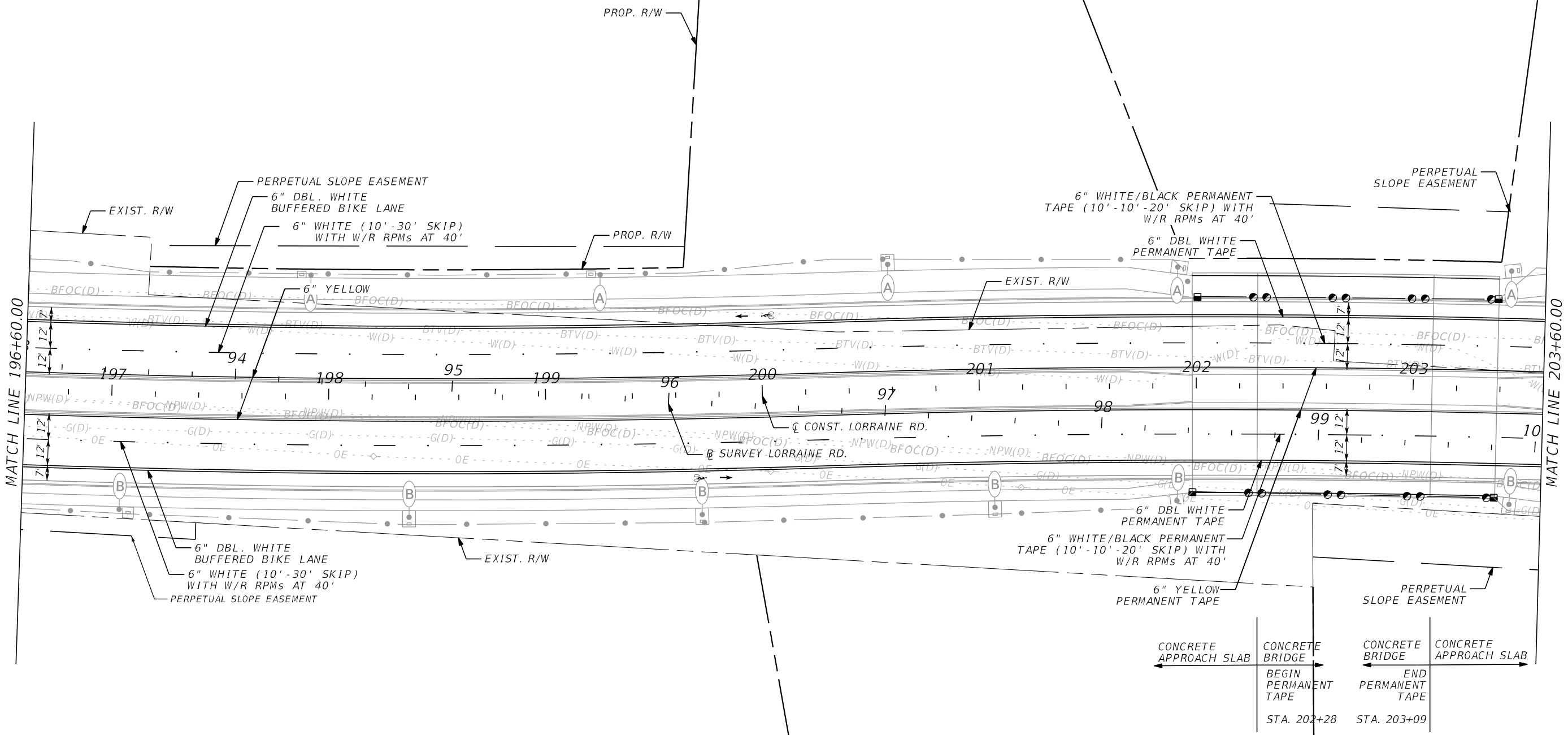
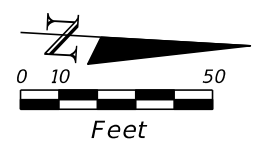
ONE WAY  
STOP  
R6-1R  
36" X 12"  
700-1-11 1 AS  
STA. 189+98

ONE WAY  
STOP  
R6-1R  
36" X 12"  
R1-1  
36" X 36"  
700-1-11 1 AS  
STA. 190+10

THE OFFICIAL RECORD OF THIS SHEET IS THE ELECTRONIC FILE DIGITALLY SIGNED AND SEALED UNDER RULE 61G15-23.004, F.A.C.

SCALE AS NOTED DESIGNED BY BK DRAWN BY LG CHECKED BY MO				DATE 11/2022 PROJECT NO. 6107660		DESIGN ENGINEER BURAK KONUK FL. LICENSE NO. 81581		SHEET NO. S-23 SIGNING AND PAVEMENT MARKING PLAN (13)	
No. REVISIONS DATE BY				HDR HDR ENGINEERING, INC. 4830 W KENNEDY BLVD, SUITE 400 TAMPA, FL 33609		Manatee County MANATEE COUNTY PUBLIC WORKS		LGUO	

LORRAINE ROAD



No.	REVISIONS	DATE	BY

SCALE AS NOTED

DESIGNED BY BK

DRAWN BY LG

CHECKED BY MO



HDR ENGINEERING, INC.  
4830 W KENNEDY BLVD, SUITE 400  
TAMPA, FL 33609

DATE 11/2022

PROJECT NO. 6107660



MANATEE COUNTY PUBLIC WORKS

DESIGN ENGINEER BURAK KONUK

FL. LICENSE NO. 81581

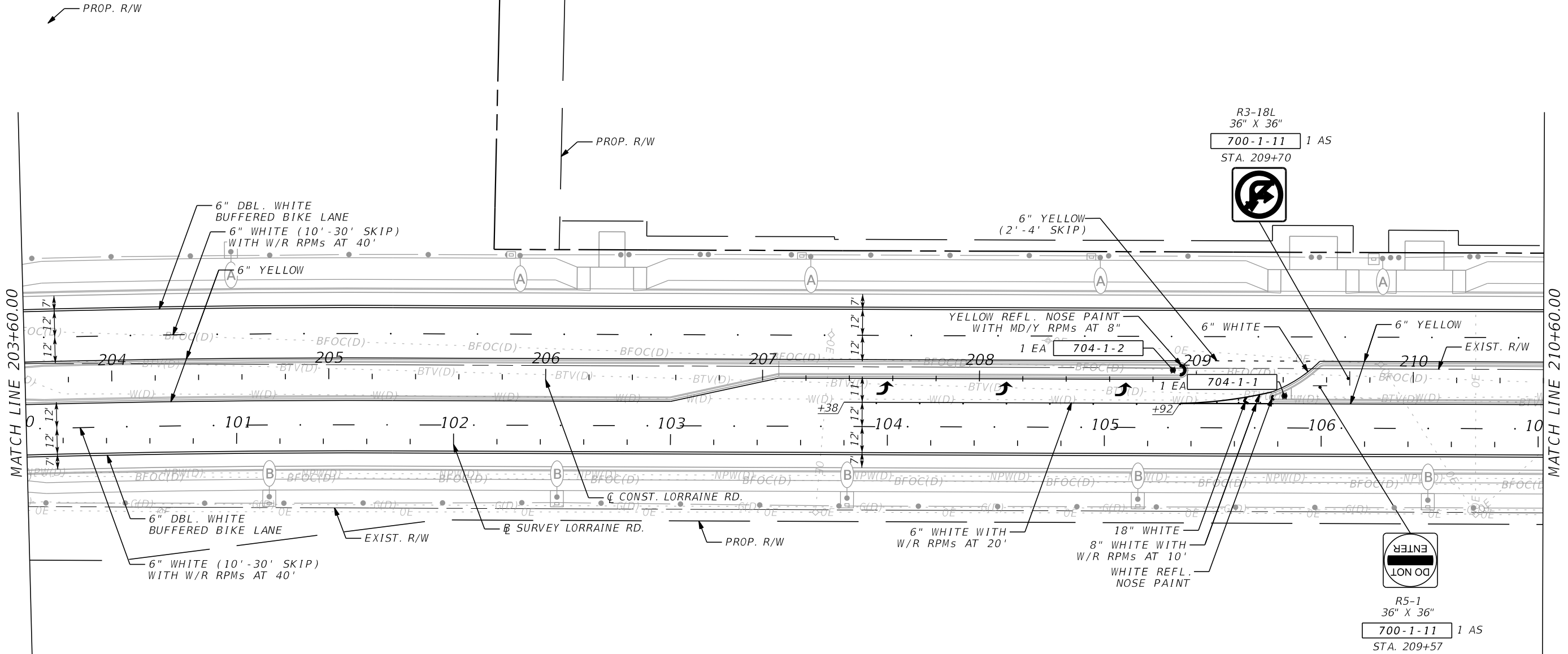
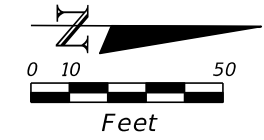
SIGNING AND PAVEMENT MARKING PLAN (14)

SHEET NO. S-24

THE OFFICIAL RECORD OF THIS SHEET IS THE ELECTRONIC FILE DIGITALLY SIGNED AND SEALED UNDER RULE 61G15-23.004, F.A.C.



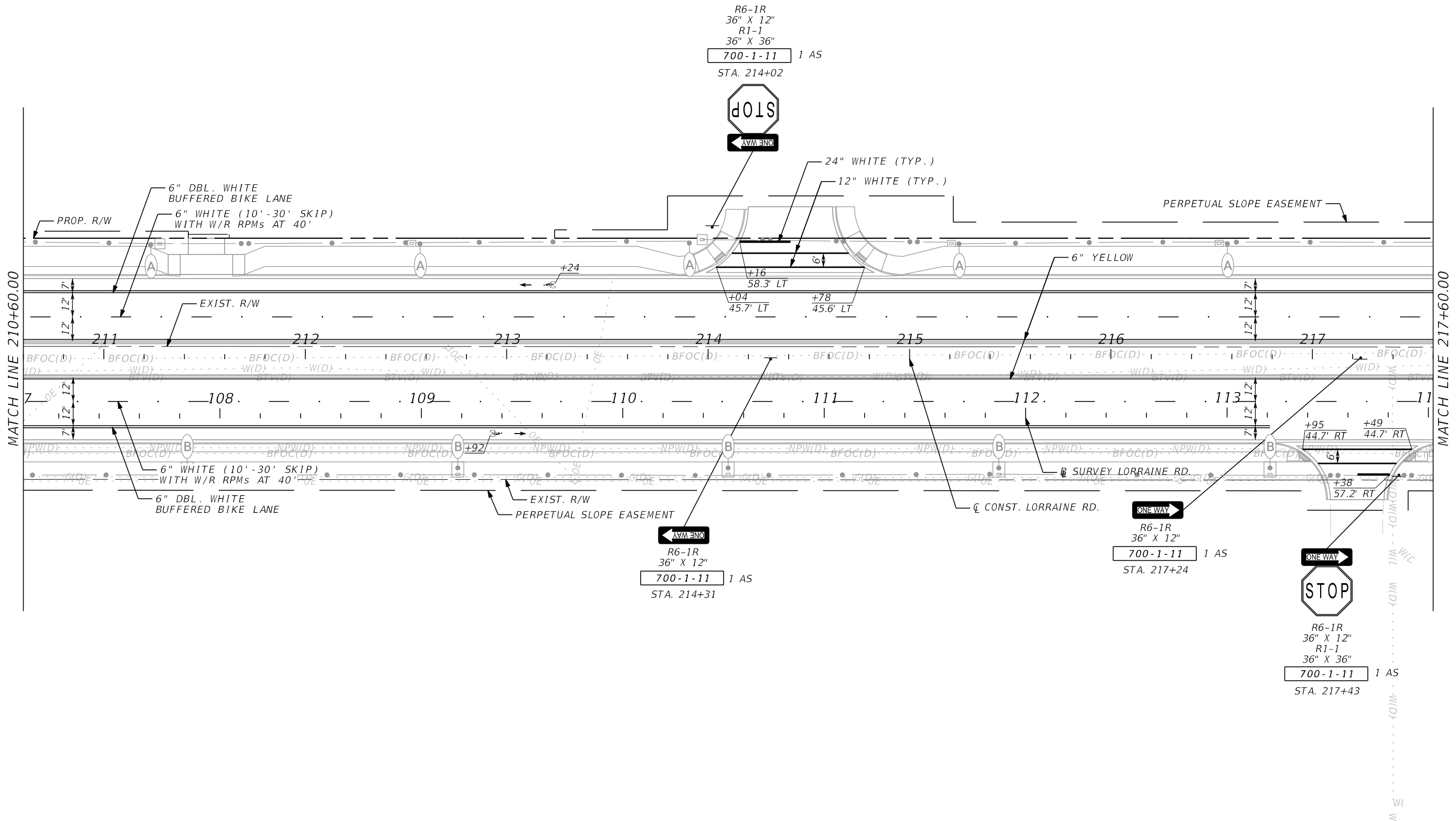

LORRAINE ROAD



SCALE AS NOTED DESIGNED BY BK DRAWN BY LG CHECKED BY MO				HDR ENGINEERING, INC. 4830 W KENNEDY BLVD, SUITE 400 TAMPA, FL 33609		DATE 11/2022 PROJECT NO. 6107660		MANATEE COUNTY PUBLIC WORKS		DESIGN ENGINEER BURAK KONUK FL. LICENSE NO. 81581		SHEET NO. S-25 SIGNING AND PAVEMENT MARKING PLAN (15)	
No.	REVISIONS	DATE	BY										

THE OFFICIAL RECORD OF THIS SHEET IS THE ELECTRONIC FILE DIGITALLY SIGNED AND SEALED UNDER RULE 61G15-23.004, F.A.C.

LORRAINE ROAD



R6-1R  
36" X 12"  
R1-1  
36" X 36"  
700-1-11 1 AS  
STA. 214+02

R6-1R  
36" X 12"  
700-1-11 1 AS  
STA. 214+31

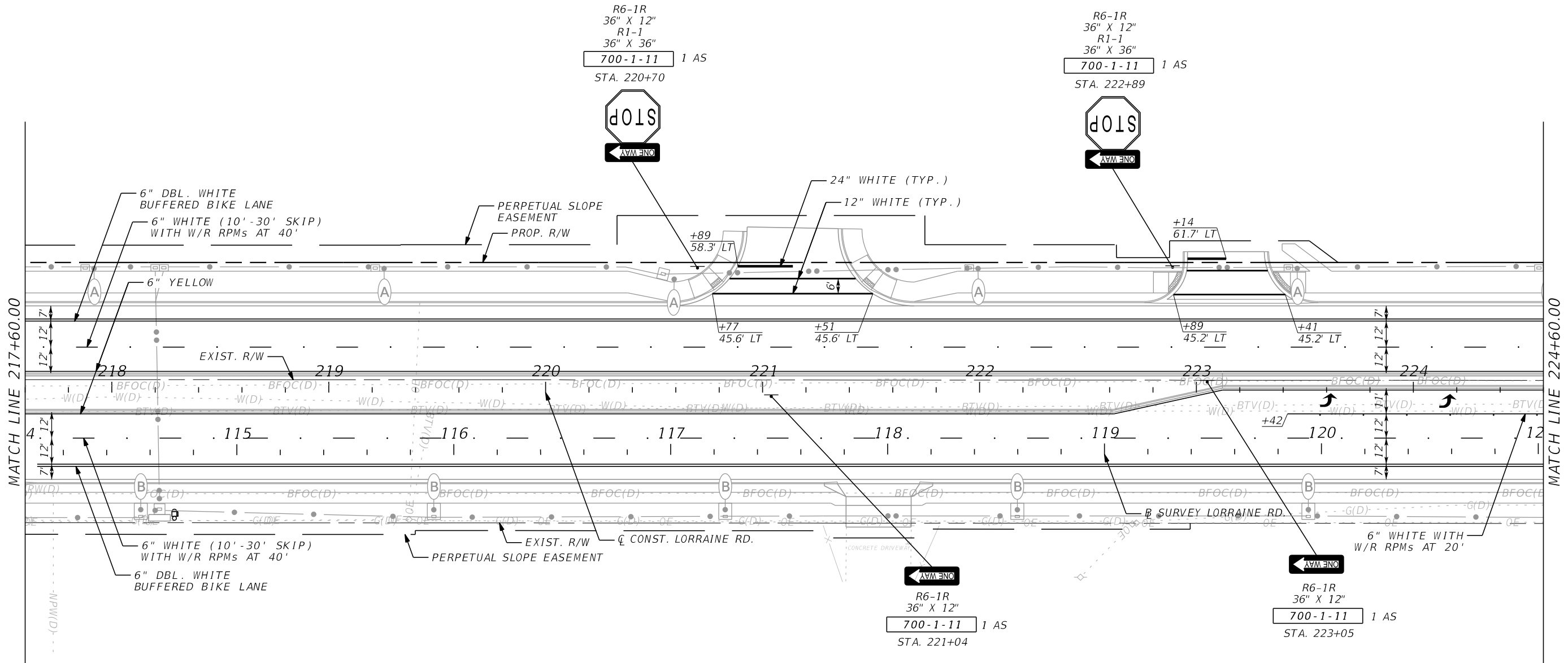

R6-1R  
36" X 12"  
700-1-11 1 AS  
STA. 217+24

R6-1R  
36" X 12"  
R1-1  
36" X 36"  
700-1-11 1 AS  
STA. 217+43

SCALE AS NOTED DESIGNED BY BK DRAWN BY LG CHECKED BY MO				DATE 11/2022 PROJECT NO. 6107660		DESIGN ENGINEER BURAK KONUK FL. LICENSE NO. 81581		SHEET NO. S-26	
No. REVISIONS DATE BY				MANATEE COUNTY PUBLIC WORKS		SIGNING AND PAVEMENT MARKING PLAN (16)		PW:\	

THE OFFICIAL RECORD OF THIS SHEET IS THE ELECTRONIC FILE DIGITALLY SIGNED AND SEALED UNDER RULE 61G15-23.004, F.A.C.

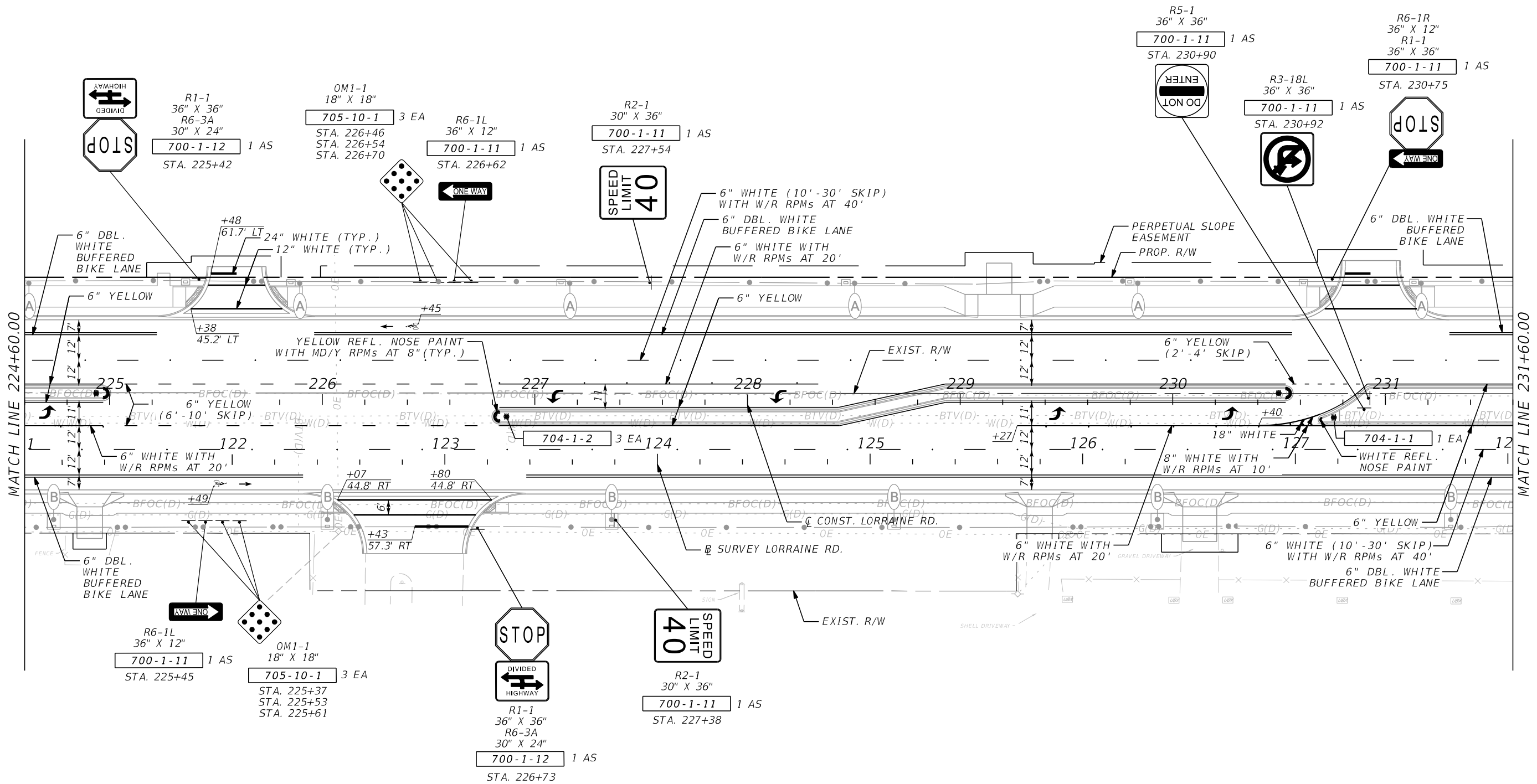

LORRAINE ROAD



SCALE AS NOTED DESIGNED BY BK DRAWN BY LG CHECKED BY MO				DATE 11/2022 PROJECT NO. 6107660		DESIGN ENGINEER BURAK KONUK FL. LICENSE NO. 81581		SHEET NO. S-27 SIGNING AND PAVEMENT MARKING PLAN (17)	
No. REVISIONS DATE BY				HDR HDR ENGINEERING, INC. 4830 W KENNEDY BLVD, SUITE 400 TAMPA, FL 33609		Manatee County MANATEE COUNTY PUBLIC WORKS		LGUO 11/28/2022 4:20:09 PM Default PW:\	

THE OFFICIAL RECORD OF THIS SHEET IS THE ELECTRONIC FILE DIGITALLY SIGNED AND SEALED UNDER RULE 61G15-23.004, F.A.C.

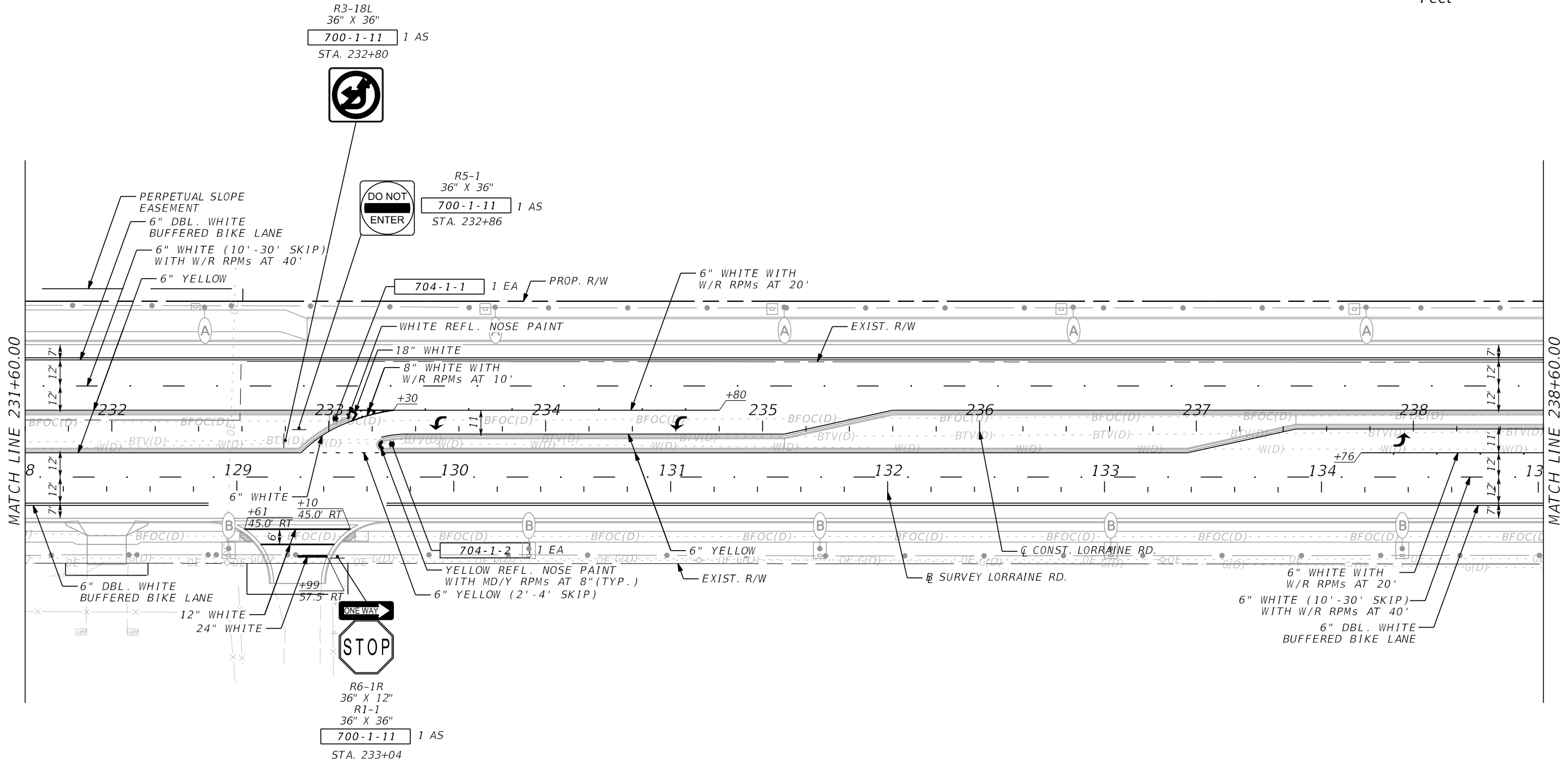

LORRAINE ROAD



SCALE AS NOTED DESIGNED BY BK DRAWN BY LG CHECKED BY MO				HDR ENGINEERING, INC. 4830 W KENNEDY BLVD, SUITE 400 TAMPA, FL 33609		DATE 11/2022 PROJECT NO. 6107660		MANATEE COUNTY PUBLIC WORKS		DESIGN ENGINEER BURAK KONUK FL. LICENSE NO. 81581		SHEET NO. S-28 SIGNING AND PAVEMENT MARKING PLAN (18)	
No.	REVISIONS			DATE	BY								

THE OFFICIAL RECORD OF THIS SHEET IS THE ELECTRONIC FILE DIGITALLY SIGNED AND SEALED UNDER RULE 61G15-23.004, F.A.C.

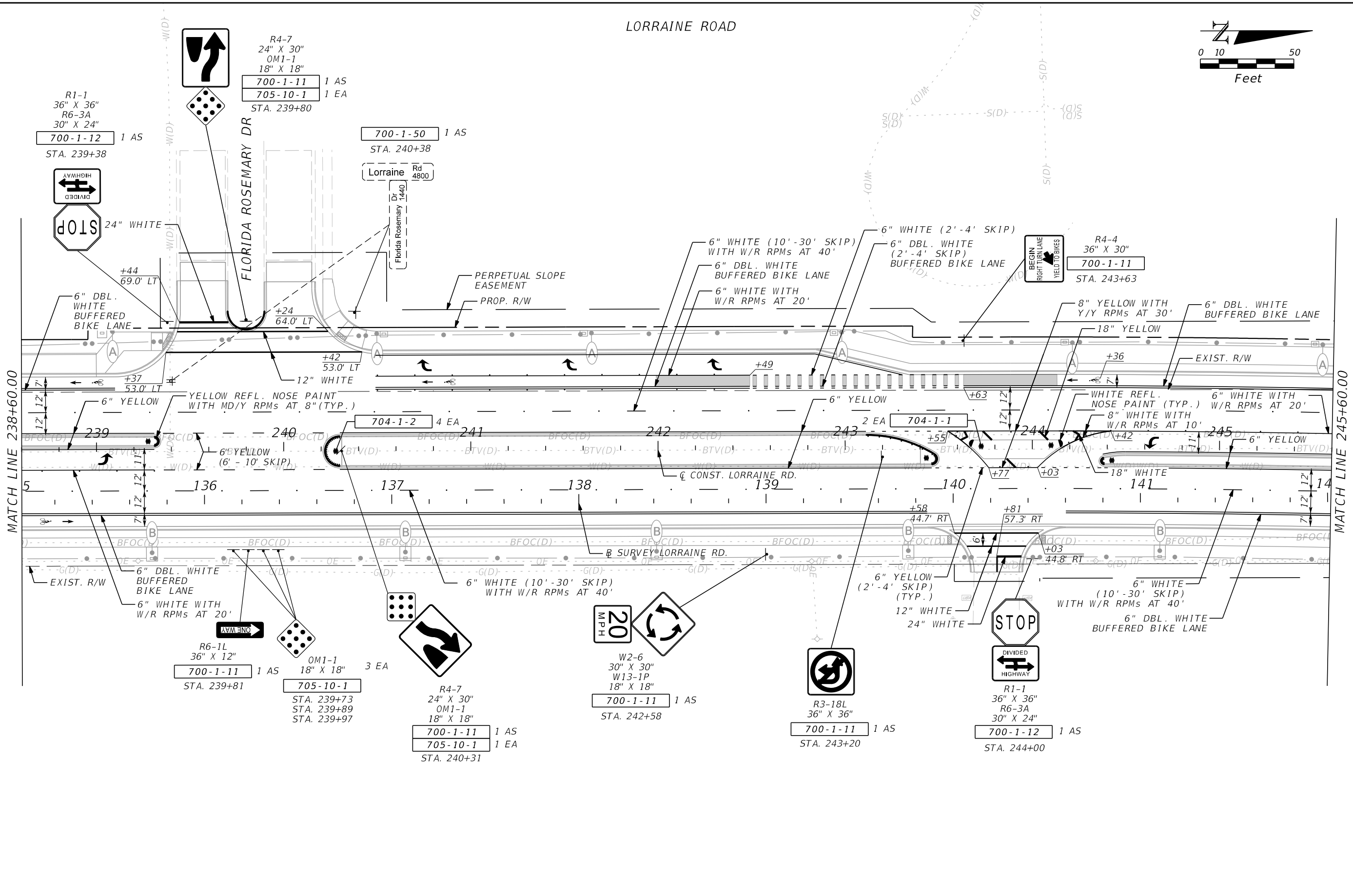
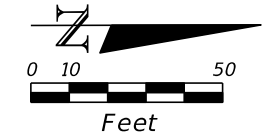
LORRAINE ROAD



SCALE AS NOTED DESIGNED BY BK DRAWN BY LG CHECKED BY MO				HDR ENGINEERING, INC. 4830 W KENNEDY BLVD, SUITE 400 TAMPA, FL 33609		DATE 11/2022 PROJECT NO. 6107660		MANATEE COUNTY PUBLIC WORKS		DESIGN ENGINEER BURAK KONUK FL. LICENSE NO. 81581		SHEET NO. SIGNING AND PAVEMENT MARKING PLAN (19) S-29	
No.	REVISIONS	DATE	BY										

THE OFFICIAL RECORD OF THIS SHEET IS THE ELECTRONIC FILE DIGITALLY SIGNED AND SEALED UNDER RULE 61G15-23.004, F.A.C.

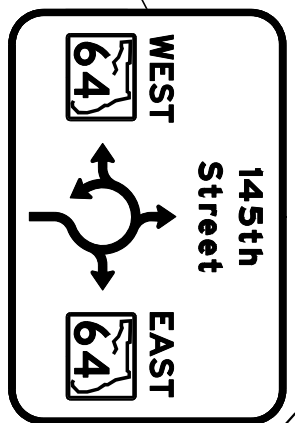
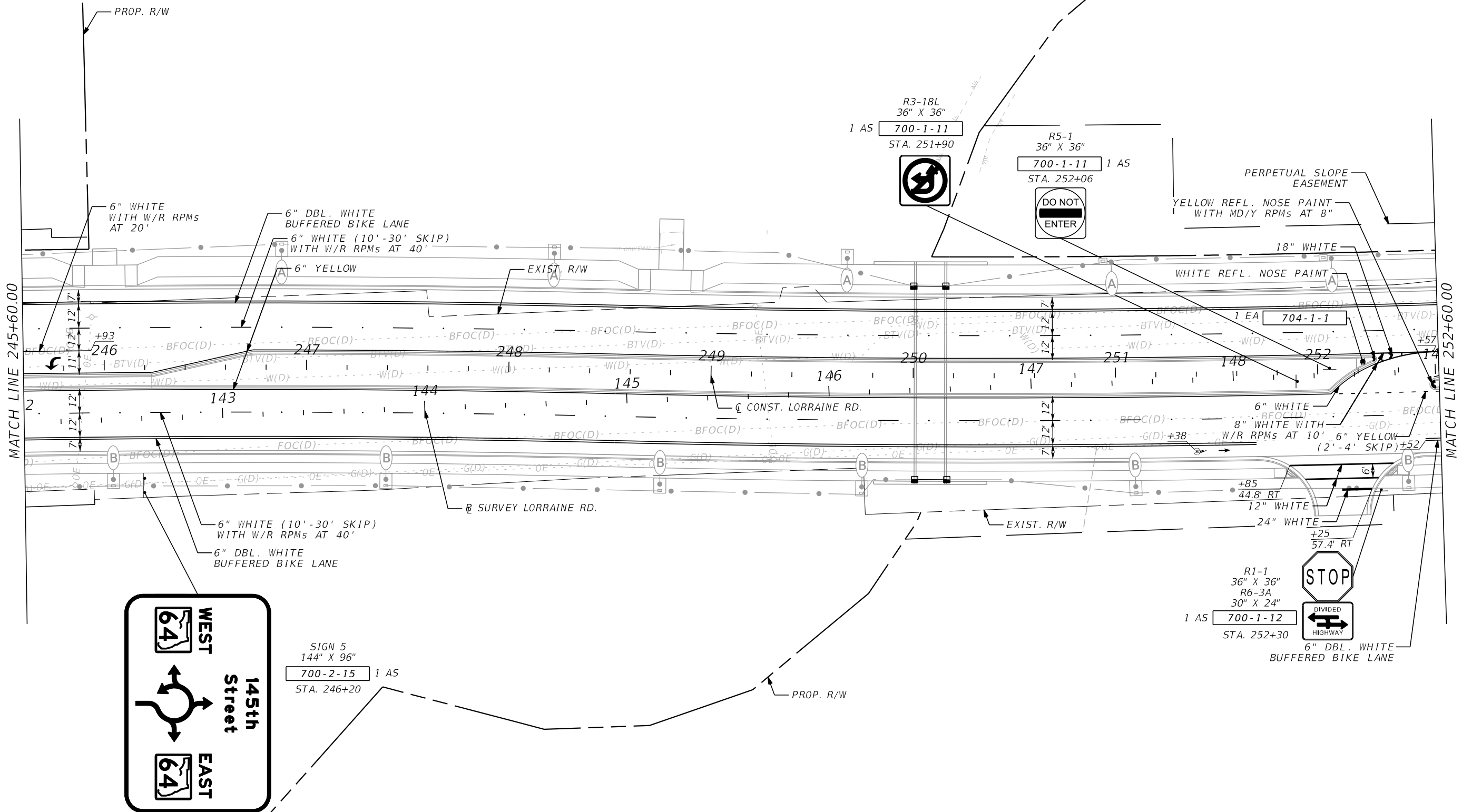

LORRAINE ROAD



SCALE AS NOTED DESIGNED BY BK DRAWN BY LG CHECKED BY MO				HDR ENGINEERING, INC. 4830 W KENNEDY BLVD, SUITE 400 TAMPA, FL 33609		DATE 11/2022 PROJECT NO. 6107660		MANATEE COUNTY PUBLIC WORKS		DESIGN ENGINEER BURAK KONUK FL. LICENSE NO. 81581		SHEET NO. S-30 SIGNING AND PAVEMENT MARKING PLAN (20)	
No.	REVISIONS			DATE	BY								

THE OFFICIAL RECORD OF THIS SHEET IS THE ELECTRONIC FILE DIGITALLY SIGNED AND SEALED UNDER RULE 61G15-23.004, F.A.C.

LORRAINE ROAD



SIGN 5  
144" X 96"  
700-2-15 1 AS  
STA. 246+20

R1-1  
36" X 36"  
R6-3A  
30" X 24"  
1 AS 700-1-12  
STA. 252+30

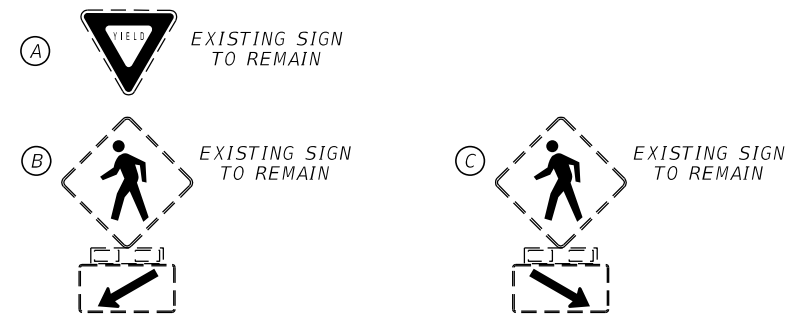
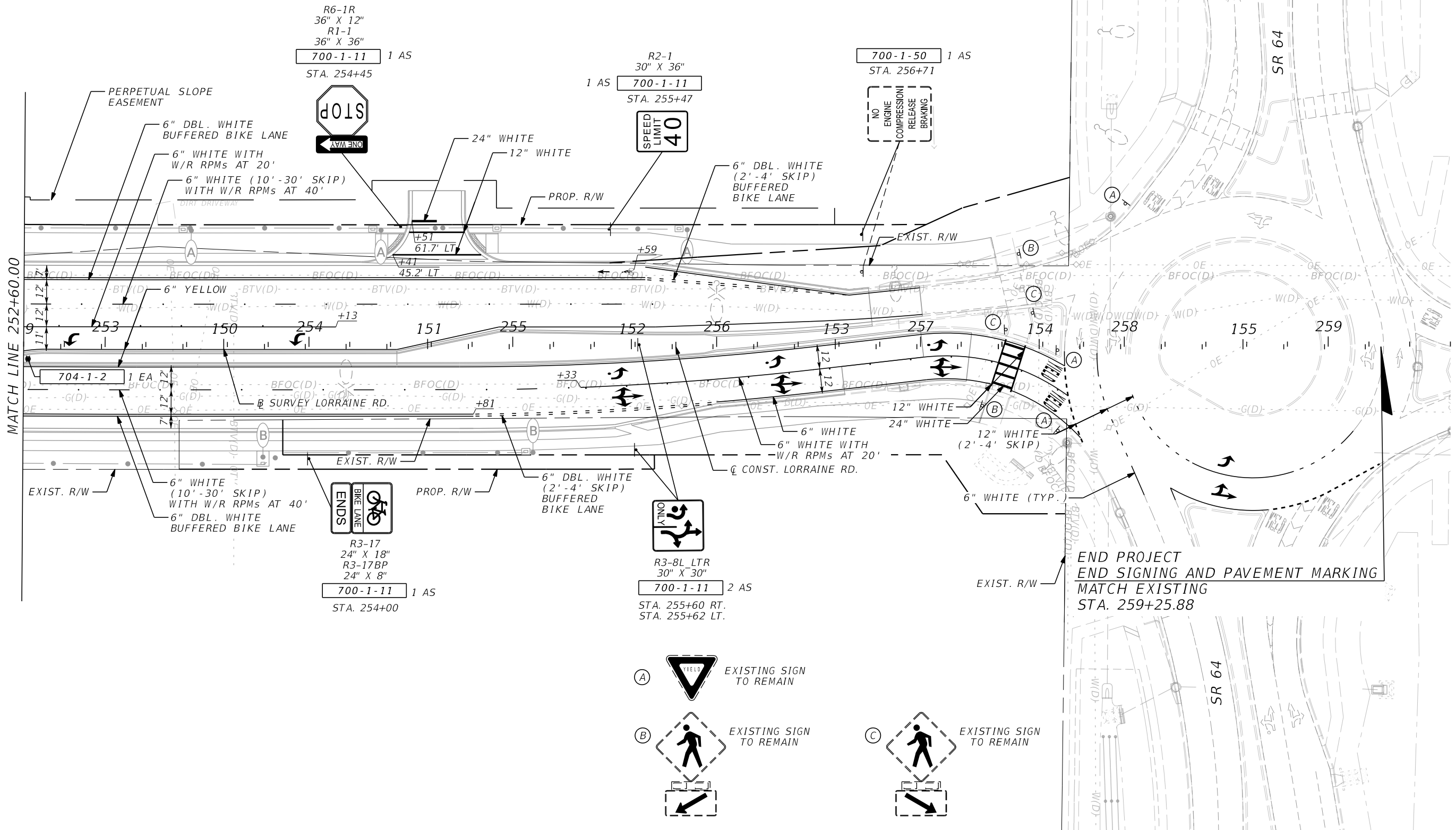

STOP  
DIVIDED HIGHWAY

6" DBL. WHITE BUFFERED BIKE LANE

<table border="1"> <tr> <td>No.</td> <td>REVISIONS</td> <td>DATE</td> <td>BY</td> </tr> <tr> <td> </td> <td> </td> <td> </td> <td> </td> </tr> </table>				No.	REVISIONS	DATE	BY					SCALE AS NOTED DESIGNED BY BK DRAWN BY LG CHECKED BY MO	<p>HDR ENGINEERING, INC. 4830 W KENNEDY BLVD, SUITE 400 TAMPA, FL 33609</p>	DATE 11/2022 PROJECT NO. 6107660	<p>MANATEE COUNTY PUBLIC WORKS</p>	DESIGN ENGINEER BURAK KONUK FL. LICENSE NO. 81581	<p><b>SIGNING AND PAVEMENT MARKING PLAN (21)</b></p>	SHEET NO. S-31
No.	REVISIONS	DATE	BY															

THE OFFICIAL RECORD OF THIS SHEET IS THE ELECTRONIC FILE DIGITALLY SIGNED AND SEALED UNDER RULE 61G15-23.004, F.A.C.

LORRAINE ROAD

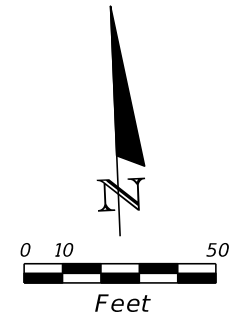


SCALE AS NOTED DESIGNED BY BK DRAWN BY LG CHECKED BY MO				DATE 11/2022 PROJECT NO. 6107660		DESIGN ENGINEER BURAK KONUK FL. LICENSE NO. 81581		SHEET NO. S-32	
<b>HDR</b> HDR ENGINEERING, INC. 4830 W KENNEDY BLVD, SUITE 400 TAMPA, FL 33609				MANATEE COUNTY PUBLIC WORKS		SIGNING AND PAVEMENT MARKING PLAN (22)			

THE OFFICIAL RECORD OF THIS SHEET IS THE ELECTRONIC FILE DIGITALLY SIGNED AND SEALED UNDER RULE 61G15-23.004, F.A.C.

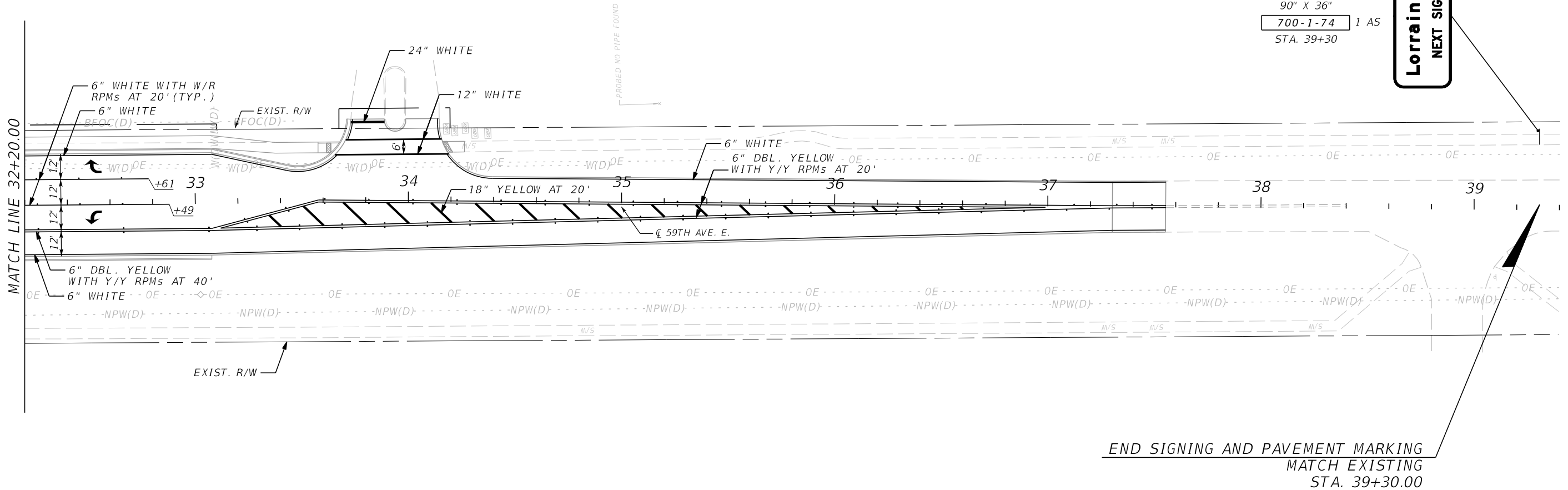


59TH AVE E



SIGN 6  
90" X 36"  
700-1-74 1 AS  
STA. 39+30

**Lorraine Rd  
NEXT SIGNAL**

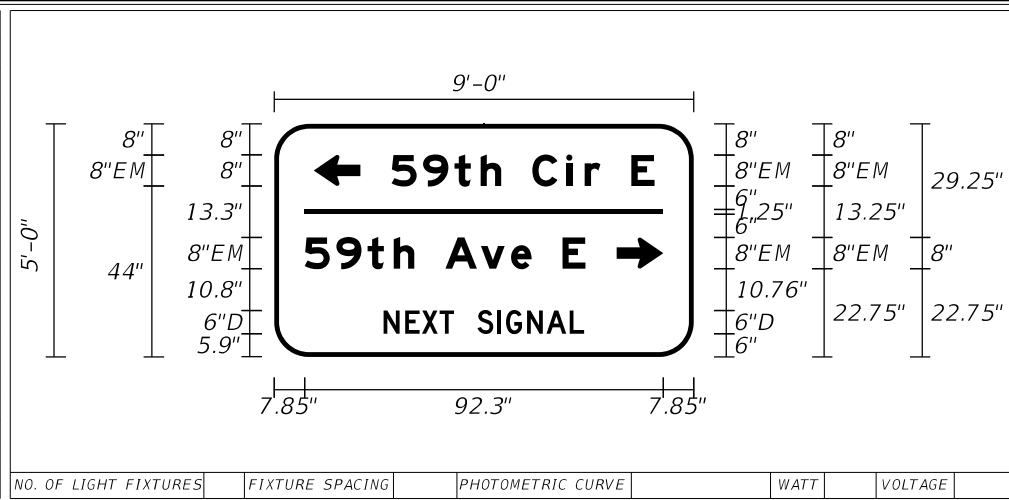


END SIGNING AND PAVEMENT MARKING  
MATCH EXISTING  
STA. 39+30.00

SCALE AS NOTED DESIGNED BY BK DRAWN BY LG CHECKED BY MO				HDR ENGINEERING, INC. 4830 W KENNEDY BLVD, SUITE 400 TAMPA, FL 33609		DATE 11/2022 PROJECT NO. 6107660		MANATEE COUNTY PUBLIC WORKS		DESIGN ENGINEER BURAK KONUK FL. LICENSE NO. 81581		SHEET NO. S-33	
SIGNING AND PAVEMENT MARKING PLAN (23)													

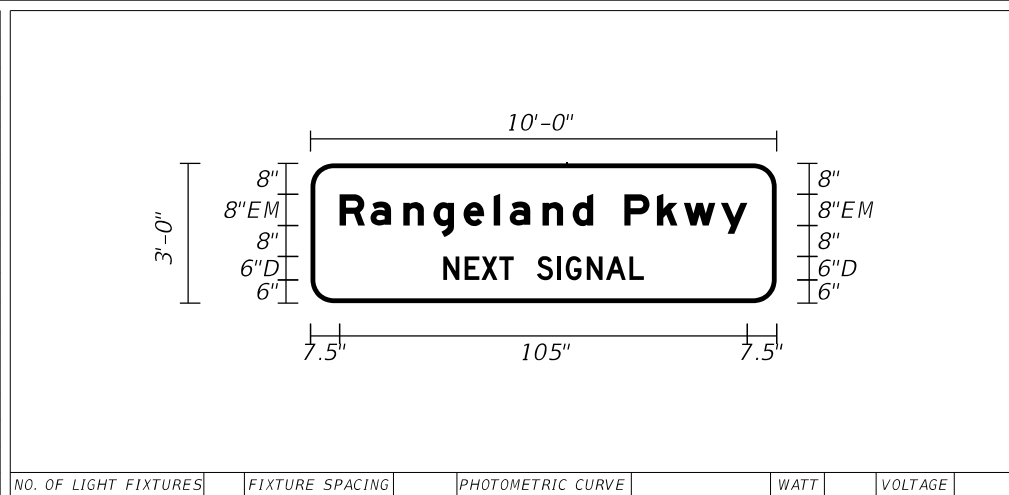
THE OFFICIAL RECORD OF THIS SHEET IS THE ELECTRONIC FILE DIGITALLY SIGNED AND SEALED UNDER RULE 61G15-23.004, F.A.C.

SIGN NAME	Sign 1		QTY	1	SIGN NUMBER	105+70	STATION(S)	
PANEL	BORDER							
WIDTH	9'-0"	WIDTH	1.25"					
HEIGHT	5'-0"	RADII	9"					
LEGEND	White	COLOR	White					
COLOR	Green							
SYMBOL(S)	ANGLE	X	Y	WID	HT			
AR_Type D	90	10.2	44	8	12			
AR_Type D	270	88.2	22.8	8	12			
SIGN NUMBER	NUMBER OF POSTS	CLEARANCE Edge of Lane	COLUMN SIZE	AVERAGE LENGTH				



COPY	5	9	t	h	C	i	r	E	L										
SPACE	30.2	8.2	8.1	6.7	5.3	8	8.7	4.8	4	8	5.9	10.1	67.7						
COPY	5	9	t	h	A	v	e	E	L										
SPACE	7.8	8.2	8.1	6.7	5.3	8	9.1	7.8	5.3	8	5.9	27.8	72.3						
COPY	N	E	X	T	S	I	G	N	A	L	L								
SPACE	28.2	5.5	4.3	4.6	3.7	6	5.1	2.3	5.4	5	6	3.7	28.2	51.6					
COPY																			
SPACE																			
COPY																			
SPACE																			
COPY																			
SPACE																			

SIGN NAME	Sign 3		QTY	2	SIGN NUMBER	121+80	STATION(S)	
PANEL	BORDER							
WIDTH	10'-0"	WIDTH	1.25"	143+50				
HEIGHT	3'-0"	RADII	6"					
LEGEND	White	COLOR	White					
COLOR	Green							
SYMBOL(S)	ANGLE	X	Y	WID	HT			
SIGN NUMBER	NUMBER OF POSTS	CLEARANCE Edge of Lane	COLUMN SIZE	AVERAGE LENGTH				



COPY	R	a	n	g	e	l	a	n	d	P	k	w	y	L						
SPACE	7.5	7.9	8.5	7.8	7.8	7.8	4.1	8.5	7.8	5.3	8	8.4	6.9	9.6	6.8	7.5	105			
COPY	N	E	X	T	S	I	G	N	A	L	L									
SPACE	34.2	5.5	4.3	4.6	3.7	6	5.1	2.3	5.4	5	6	3.7	34.2	51.6						
COPY																				
SPACE																				
COPY																				
SPACE																				
COPY																				
SPACE																				

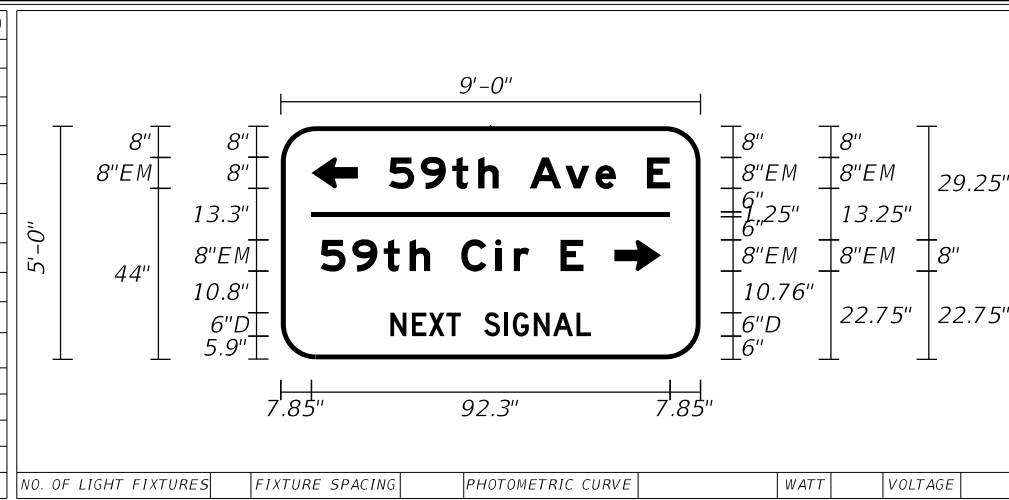
No.	REVISIONS	DATE	BY

SCALE AS NOTED  
DESIGNED BY BK  
DRAWN BY LG  
CHECKED BY MO

**HDR**  
HDR ENGINEERING, INC.  
4830 W KENNEDY BLVD, SUITE 400  
TAMPA, FL 33609

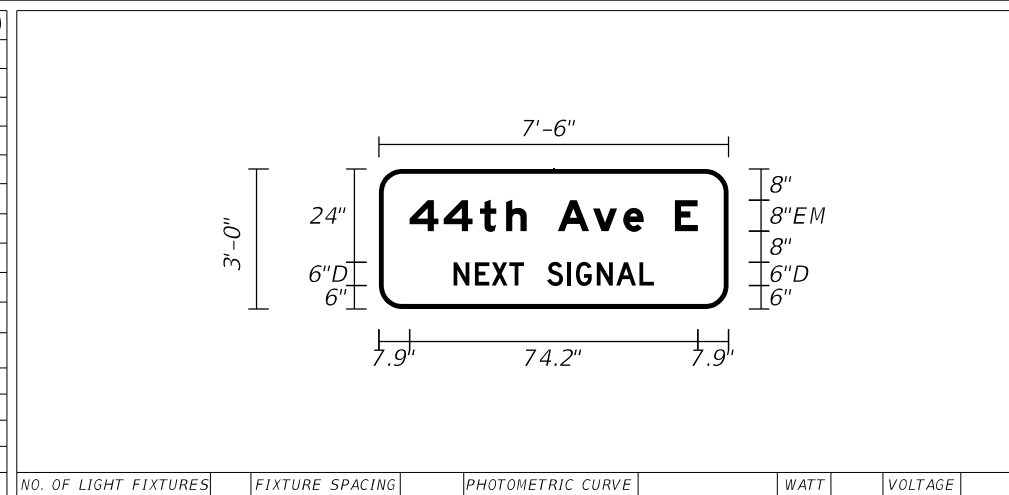
DATE 11/2022  
PROJECT NO. 6107660

SIGN NAME	Sign 2		QTY	1	SIGN NUMBER	124+00	STATION(S)	
PANEL	BORDER							
WIDTH	9'-0"	WIDTH	1.25"					
HEIGHT	5'-0"	RADII	9"					
LEGEND	White	COLOR	White					
COLOR	Green							
SYMBOL(S)	ANGLE	X	Y	WID	HT			
AR_Type D	90	7.8	44	8	12			
AR_Type D	270	85.9	22.8	8	12			
SIGN NUMBER	NUMBER OF POSTS	CLEARANCE Edge of Lane	COLUMN SIZE	AVERAGE LENGTH				



COPY	5	9	t	h	A	v	e	E	L										
SPACE	27.8	8.2	8.1	6.7	5.3	8	9.1	7.8	5.3	8	5.9	7.8	72.3						
COPY	5	9	t	h	C	i	r	E	L										
SPACE	10.2	8.2	8.1	6.7	5.3	8	8.7	4.8	4	8	5.9	30.1	67.7						
COPY	N	E	X	T	S	I	G	N	A	L	L								
SPACE	28.2	5.5	4.3	4.6	3.7	6	5.1	2.3	5.4	5	6	3.7	28.2	51.6					
COPY																			
SPACE																			
COPY																			
SPACE																			
COPY																			
SPACE																			

SIGN NAME	Sign 4		QTY	2	SIGN NUMBER	172+80	STATION(S)	
PANEL	BORDER							
WIDTH	7'-6"	WIDTH	1.25"	196+00				
HEIGHT	3'-0"	RADII	6"					
LEGEND	White	COLOR	White					
COLOR	Green							
SYMBOL(S)	ANGLE	X	Y	WID	HT			
SIGN NUMBER	NUMBER OF POSTS	CLEARANCE Edge of Lane	COLUMN SIZE	AVERAGE LENGTH				



COPY	4	4	t	h	A	v	e	E	L										
SPACE	7.9	8.8	9.4	6.7	5.3	8	9.1	7.8	5.3	8	5.9	7.9	74.2						
COPY	N	E	X	T	S	I	G	N	A	L	L								
SPACE	19.2	5.5	4.3	4.6	3.7	6	5.1	2.3	5.4	5	6	3.7	19.2	51.6					
COPY																			
SPACE																			
COPY																			
SPACE																			
COPY																			
SPACE																			

DESIGN ENGINEER  
BURAK KONUK  
FL. LICENSE NO. 81581

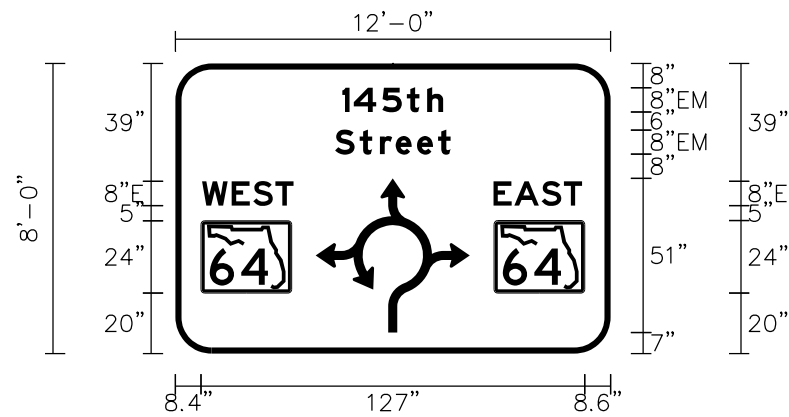
**Manatee County**  
MANATEE COUNTY  
PUBLIC WORKS

GUIDE SIGN  
WORKSHEET (1)

SHEET NO.  
S-34

THE OFFICIAL RECORD OF THIS SHEET IS THE ELECTRONIC FILE DIGITALLY SIGNED AND SEALED UNDER RULE 61G15-23.004, F.A.C.

SIGN NAME		Qty	SIGN NUMBER		STATION(S)	
PANEL		BORDER			246+20	
WIDTH	12'-0"	WIDTH	2"			
HEIGHT	8'-0"	RADII	12"			
LEGEND	White	COLOR	White			
COLOR	Green					
SYMBOL(S)	ANGLE	X	Y	WID	HT	
F28_2	0	8.4	20	30	24	
F28_2	0	105.4	20	30	24	
AR_ROUNDABOUT	0	46.4	7	51	51	
SIGN NUMBER	NUMBER OF POSTS	CLEARANCE Edge of Lane	COLUMN SIZE	AVERAGE LENGTH		



NO. OF LIGHT FIXTURES	FIXTURE SPACING	PHOTOMETRIC CURVE	WATT	VOLTAGE
-----------------------	-----------------	-------------------	------	---------

COPY	1	4	5	t	h	L											
SPACE	55.2	3.8	9.4	8.2	6.7	5.3	55.4	33.4									
COPY	S	t	r	e	e	t	L										
SPACE	52.8	8.2	6.7	5.2	7	7	4.2	53	38.2								
COPY	W	E	S	T	L												
SPACE	8.8	9.8	7.1	7.4	6	104.9	30.3										
COPY	E	A	S	T	L												
SPACE	105.3	6.9	9	7.4	6	9.5	29.3										
COPY																	
SPACE																	
COPY																	
SPACE																	

SIGN NAME		Qty	SIGN NUMBER		STATION(S)	
PANEL		BORDER				
WIDTH		WIDTH				
HEIGHT		RADII				
LEGEND		COLOR				
COLOR						
SYMBOL(S)	ANGLE	X	Y	WID	HT	
SIGN NUMBER	NUMBER OF POSTS	CLEARANCE Edge of Lane	COLUMN SIZE	AVERAGE LENGTH		

THIS SPACE  
INTENTIONALLY  
LEFT BLANK

NO. OF LIGHT FIXTURES	FIXTURE SPACING	PHOTOMETRIC CURVE	WATT	VOLTAGE
-----------------------	-----------------	-------------------	------	---------

COPY																	
SPACE																	
COPY																	
SPACE																	
COPY																	
SPACE																	
COPY																	
SPACE																	
COPY																	
SPACE																	

SCALE	AS NOTED		
DESIGNED BY	BK		
DRAWN BY	LG		
CHECKED BY	MO		
No.	REVISIONS	DATE	BY


  
**HDR ENGINEERING, INC.**  
 4830 W KENNEDY BLVD, SUITE 400  
 TAMPA, FL 33609

DATE	11/2022
PROJECT NO.	6107660


**MANATEE COUNTY PUBLIC WORKS**  
 DESIGN ENGINEER  
 BURAK KONUK  
 FL. LICENSE NO.  
 81581



**GUIDE SIGN  
WORKSHEET (2)**

SHEET NO.  
**S-35**

THE OFFICIAL RECORD OF THIS SHEET IS THE ELECTRONIC FILE DIGITALLY SIGNED AND SEALED UNDER RULE 61G15-23.004, F.A.C.

*TO BE INCLUDED IN FUTURE SUBMITTAL*

THE OFFICIAL RECORD OF THIS SHEET IS THE ELECTRONIC FILE DIGITALLY SIGNED AND SEALED UNDER RULE 61G15-23.004, F.A.C.

No.	REVISIONS	DATE	BY	SCALE AS NOTED	 <b>HDR</b> HDR ENGINEERING, INC. 4830 W KENNEDY BLVD, SUITE 400 TAMPA, FL 33609	DATE 11/2022	 <b>Manatee County</b> FLORIDA MANATEE COUNTY PUBLIC WORKS	DESIGN ENGINEER BURAK KONUK	<b>SIGN CROSS SECTION</b>	SHEET NO. S-36
				DESIGNED BY BK		PROJECT NO. 6107660		FL. LICENSE NO. 81581		
				DRAWN BY GS						
				CHECKED BY MO						