



**INVITATION FOR BID
IFB 17-1514CB
SLS N1H Rehabilitation & Emergency Backup Pump**

Manatee County, a political subdivision of the State of Florida, (hereinafter "County") will receive sealed bids from individuals, corporations, partnerships, and other legal entities organized under the laws of the State of Florida or authorized to conduct business in the State of Florida.

NON-MANDATORY INFORMATION CONFERENCE

In order to ensure all prospective bidders have sufficient information and understanding of County's needs, an Information Conference will be held at: **10:00 AM on July 26, 2017** at the **Manatee County Administration Center, 1112 Manatee Avenue West, Suite 803, Purchasing Conference Room, Bradenton, FL 34205.** Attendance is not mandatory, but is highly encouraged.

DEADLINE FOR CLARIFICATION REQUESTS: **3:00 PM on August 3, 2017**

Reference Bid Article A.06

BID OPENING TIME AND DATE DUE: **3:00 PM on August 17, 2017**

FOR INFORMATION CONTACT:

Charles Bentley, Buyer
(941) 749-3036
charles.bentley@mymanatee.org
Manatee County Financial Management Department
Procurement Division

AUTHORIZED FOR RELEASE: 

Table of Contents
IFB # 17-1514CB SLS N1H Rehabilitation & Emergency Backup Pump

Section A Information to Bidders	A-1-15
Section B Scope of Work.....	B-1-2
Section C Bid Summary.....	C-1-2
Section D Insurance and Bonding Requirements	D-1-10
 Bid Form	 Bid Form 1-6

Attachments:

Attachment A Bidder's Questionnaire.....	1-3
Attachment B Public Contracting & Environmental Crimes Certification.....	1-2
Attachment C The Florida Trench Safety Act	1
Attachment D ePayables Application.....	1
Attachment E Scrutinized Company Certification	1

Technical Specifications (dated <u>insert date</u>).....	<u>193</u> pages
Plan Set (dated <u>April 25, 2017</u>).....	<u>10</u> pages
Construction Agreement	65 pages

SECTION A

INFORMATION TO BIDDERS

A.01 OPENING LOCATION

Sealed bids will be **publicly opened** at the **Manatee County Procurement Division, 1112 Manatee Avenue West, Suite 803, Bradenton, Florida 34205** in the presence of County officials at the time and date stated, or soon thereafter. All bidders or their representatives are invited to attend the sealed bid opening.

Any bids received after the stated time and date will not be considered. It shall be the sole responsibility of the bidder to have their bid **delivered to the Manatee County Procurement Division** for receipt on or before the stated time and date. Bidder shall be solely and strictly responsible for its timely delivery to the Procurement Division. Bids delayed by mail, courier, or bids delayed for any other reason, shall not be considered, shall not be opened at the public opening, and arrangements shall be made for their return at the bidder's request and expense.

A.02 SEALED & MARKED

Bids shall be submitted in **duplicate, one original (marked Original) and one copy/copies (marked Copy)** of your **signed bid** shall be submitted in one **sealed** package, clearly marked on the outside **"Sealed Bid 17-1514 SLS N1H Rehabilitation & Emergency Backup Pump"** along with your company name.

For your convenience, a mailing label is provided with this Invitation for Bid (IFB) package. Or, you may address the package as follows:

Manatee County Procurement Division
1112 Manatee Avenue West, Suite 803
Bradenton, Florida 34205
Sealed Bid **17-1514 SLS N1H Rehabilitation & Emergency
Backup Pump**

All blank spaces on the bid form must be filled in as noted with amounts extended and totaled and no changes shall be made in the wording of the forms or in the items thereupon. In the event a change is made in your submittal, the bidder shall write its initials by the change. Any bid may be rejected which contains any omissions, alterations, irregularities of any kind, or which shall in any manner fail to conform to the requirements of this IFB.

A bid made by an individual, either in his/her own or proper person or under a trade or firm name, shall be executed under the individual's signature. If made by a partnership, the bid shall be executed by two or more of the general partners. If made by a corporation, the bid shall be executed by its President or other legally authorized corporate officer or agent.

A.03 SECURING BID DOCUMENTS

IFB's and related documents are available on <http://www.mymanatee.org/purchasing> for download in a portable document format (.PDF) file by clicking on "Bids and Proposals" from the Procurement Division's web page. You may view and print these files using Adobe Reader software. If necessary, you may download a free copy of Adobe Reader from the link provided on the "Bids and Proposals" page.

Additionally, Manatee County collaborates with the Manatee Chamber of Commerce by announcing solicitation opportunities to the Chamber which are then passed to its members.

Manatee County may also use DemandStar to distribute bids. On the DemandStar website, <http://www.DemandStar.com>, click on the tab titled "My DemandStar" for more information regarding this service. Participation in the DemandStar system is not a requirement for doing business with Manatee County.

Complete copies of the IFB and all related documents are available for public inspection at the Manatee County Procurement Division, 1112 Manatee Avenue West, Suite 803, Bradenton, FL 34205, or by calling (941) 749-3014. Appointments are encouraged. Documents are available between the hours of 9:00 AM and 4:00 PM Monday through Friday, with the exception of holidays. A complete set of the IFB documents must be used in preparing bids. County assumes no responsibility for errors and misinterpretations resulting from the use of incomplete sets of bid documents.

A.04 EXAMINATION OF BID DOCUMENTS AND SITE(S)

It is the responsibility of each bidder before submitting a bid, to (a) examine the IFB documents thoroughly; (b) visit the Project Site(s) to become familiar with local conditions that may affect cost, progress, performance, or furnishing of the Work; (c) consider federal, state, and local codes, laws, and regulations that may affect costs, progress, performance, or furnishing of the Work; (d) study and carefully correlate bidder's observations with the IFB documents; and (e) notify County of all conflicts, errors, or discrepancies in the IFB documents.

Each bidder may, at bidder's own expense, make or obtain any additional examinations, investigations, explorations, tests and studies, and obtain any additional information and data which pertain to the physical conditions at or contiguous to the Project Site(s) or otherwise which may affect cost, progress, performance or furnishing of the Work and which bidder deems necessary to determine his bid for performing and furnishing the Work in accordance with the time, price and other terms and conditions of the IFB documents. County will provide each bidder access to the site(s) to conduct such explorations and tests.

Bidder shall fill all holes, clean up and restore the Project Site(s) to its former condition upon completion of such explorations. The lands upon which the Work is to be performed, rights-of-way and easements for access thereto, and other lands designated for use by successful bidder in performing the Work are identified in the IFB documents.

All additional lands and access thereto required for temporary construction facilities or storage of materials and equipment are to be provided by successful bidder. Easements for permanent structures or permanent changes in existing structures are to be obtained and paid for by County unless otherwise provided in the IFB documents.

Inspection of the Project Site(s) is **a requirement** to be considered for award of this bid. Prior to submitting a bid, each bidder shall examine the Project Site(s) and all conditions thereon fully familiarizing themselves with the full scope of the Work. Failure to become familiar with Project Site conditions will in no way relieve the successful bidder from the necessity of furnishing any materials or performing any Work that is required to complete the Project in accordance with the Project Plans and Specifications. Bidder shall acknowledge inspection of the Project Site(s) on his/her signed, submitted Bid Form.

A.05 MODIFICATION OF BID DOCUMENTS

If a bidder wishes to recommend changes to the IFB documents, the bidder shall furnish, in writing, data and information necessary to aid County in evaluating the request to modify the IFB documents. County is not obligated to make any changes to the IFB documents. Unless an addendum is issued, the IFB documents shall remain unaltered. **Bidders must fully comply with the IFB documents in their entirety.**

A.06 CLARIFICATION & ADDENDA

Each bidder shall examine all IFB documents and shall judge all matters relating to their adequacy and accuracy. Any inquiries, suggestions or requests concerning interpretation, clarification or additional information pertaining to this IFB shall be made through the Manatee County Procurement Division. County shall not be responsible for oral interpretations given by any County employee, representative, or others.

The deadline to submit to the Procurement Division, in writing, all inquiries, suggestions, or requests concerning interpretation, clarification or additional information pertaining to this IFB can be located on the cover page of this IFB document.

This deadline has been established to maintain fair treatment of all potential bidders, while maintaining progression of the Work.

If any addenda are issued to this IFB, County will post the documents on the Procurement Division's web page at <http://www.mymanatee.org/purchasing>, and then by clicking on "Bids and Proposals." If the original solicitation was broadcast via DemandStar, the addenda will also be broadcast on the DemandStar distribution system to "Planholders" on this web service.

The issuance of a written addendum is the only official method whereby interpretation, clarification or additional information can be given.

It shall be the **responsibility of each bidder, prior to submitting a bid**, to contact the Procurement Division (see contact information on the cover page) to **determine if any addenda were issued** and to make such addenda a part of their bid.

A.07 CONFIDENTIALITY OF SECURITY RELATED RECORDS

(a) Pursuant to Florida Statutes § 119.071(3), the following records (hereinafter referred to collectively as “the Confidential Security Records”) are confidential and exempt from the disclosure requirements of Florida Statutes § 119.07(1):

1. A Security System Plan or portion thereof for any property owned by or leased to the County or any privately owned or leased property held by the County.
2. Building plans, blueprints, schematic drawings, and diagrams, including draft, preliminary, and final formats, which depict the internal layout and structural elements of a building, arena, stadium, water treatment facility, or other structure owned or operated by the County.
3. Building plans, blueprints, schematic drawings, and diagrams, including draft, preliminary, and final formats, which depict the internal layout or structural elements of an attractions and recreation facility, entertainment or resort complex, industrial complex, retail and service development, office development, or hotel or motel development in the possession of, submitted to the County.

(b) Contractor/Vendor agrees that it shall not, as a result of a public records request or for any other reason disclose the contents of, or release or provide copies of the Confidential Security Records to any other party absent the express written authorization of the County’s Property Management Director or to comply with a court order requiring such release or disclosure. To the extent Contractor/Vendor receives a request for such records, it shall immediately contact the County’s designated Contract Manager who shall coordinate the County’s response to the request. Notwithstanding the foregoing, the Contractor/Vendor may

1. Disclose or release Security System Plans to:
 - (A) The property owner or leaseholder; or
 - (B) Another state or federal agency to prevent, detect, guard against, respond to, investigate, or manage the consequences of any attempted or actual act of terrorism, or to prosecute those persons who are responsible for such attempts or acts.
2. Disclose or release building plans, blueprints, schematic drawings, and diagrams, including draft, preliminary, and final formats, which depict the internal layout and structural elements of a building, arena, stadium, water treatment facility, or other structure owned or operated by the County:
 - (A) To another governmental entity if disclosure is necessary for the

receiving entity to perform its duties and responsibilities;

(B) To a licensed architect, engineer, or contractor who is performing work on or related to the building, arena, stadium, water treatment facility, or other structure owned or operated by the County and is contractually bound by the Contractor/Vendor to comply with this Article/Section; or

(C) Upon a showing of good cause before a court of competent jurisdiction.

(c) For purposes of this Article/Section, the term "Security System Plan" includes all:

1. Records, information, photographs, audio and visual presentations, schematic diagrams, surveys, recommendations, or consultations or portions thereof relating directly to the physical security of the facility or revealing security systems;
2. Threat assessments conducted by any agency or any private entity;
3. Threat response plans;
4. Emergency evacuation plans;
5. Sheltering arrangements; or
6. Manuals for security personnel, emergency equipment, or security training.

A.08 LOBBYING

After the issuance of any IFB, prospective bidders or their agents, representatives or persons acting at the request of such bidder shall not contact, communicate with or discuss any matter relating to the IFB with any officer, agent or employee of Manatee County other than the Purchasing Official or the contact identified in this IFB, pursuant to the Manatee County Code of Laws. This prohibition includes copying such persons on all written communication, including email correspondence. This requirement begins with the issuance of an IFB and ends upon execution of the final Agreement or when the IFB has been cancelled. Violators of this prohibition shall be subject to sanctions as provided in the Manatee County Code of Laws.

A.09 UNBALANCED BIDDING PROHIBITED

County recognizes that large and/or complex projects will often result in a variety of methods, sources, and prices. However, where in the opinion of County such variation does not appear to be justified, given bid requirements and industry and market conditions, the bid will be presumed to be unbalanced. Examples of unbalanced bids will include:

- a. Bids showing omissions, alterations of form, additions not specified, or required conditional or unauthorized alternate bids.
- b. Bids quoting prices that substantially deviate, either higher or lower, from those included in the bids of competitive bidders for the same line item unit costs.
- c. Bids where the unit costs offered are in excess of or below reasonable cost analysis values.

In the event County determines that a bid is presumed unbalanced, it will request the opportunity to and reserves the right to, review all source quotes, bids, price lists, letters of intent, etc., which the bidder obtained and upon which the bidder relied upon to develop its bid. County reserves the right to reject as nonresponsive any presumptive unbalanced bids where the bidder is unable to demonstrate the validity and/or necessity of the unbalanced unit costs.

A.10 FRONT LOADING OF BID PRICING PROHIBITED

Prices offered for performance and/or acquisition activities which occur early in the Project Schedule, such as mobilization; clearing and grubbing; or maintenance of traffic; that are substantially higher than pricing of competitive bidders within the same portion of the Project Schedule, will be presumed to be front loaded. Front loaded bids could reasonably appear to be an attempt to obtain unjustified early payments creating a risk of insufficient incentive for the bidder to complete the Work or otherwise creating an appearance of an undercapitalized bidder.

In the event County determines that a bid is presumed to be front loaded, it will request the opportunity to, and reserves the right to, review all source quotes, bids, price lists, letters of intent, etc., which the bidder obtained and upon which the bidder relied upon to develop the pricing or acquisition timing for these bid items. County reserves the right to reject as nonresponsive any presumptive front loaded bids where the bidder is unable to demonstrate the validity and/or necessity of the front loaded costs.

A.11 WITHDRAWAL OF BIDS

Bidders may withdraw bids as follows:

- a. Mistakes discovered before the public bid opening may be withdrawn by written notice from the bidder submitting the bid. This request must be received in the Procurement Division prior to the time set for delivery and opening of the bids. A copy of the request shall be retained and the unopened bid returned to the bidder; or
- b. After the bids are opened or a selection has been determined, but before an Agreement is signed, a bidder alleging a material mistake of fact may be permitted to withdraw their bid if:
 1. The mistake is clearly evident in the solicitation document; or
 2. Bidder submits evidence which clearly and convincingly demonstrates that a mistake was made. Request to withdraw a bid must be in writing and approved by the Purchasing Official.

A.12 IRREVOCABLE OFFER

Any bid may be withdrawn up until the time and date set for opening of the bid. Any bid not so withdrawn shall, upon opening, constitute an irrevocable offer for a period of

ninety (90) days to sell to Manatee County the goods or services set forth in the attached IFB until one or more of the bids have been duly accepted by County.

A.13 BID EXPENSES

All expenses for making bids to County are to be borne by the bidder.

A.14 RESERVED RIGHTS

County reserves the right to accept or reject any and/or all bids, to waive irregularities and technicalities, and to request resubmission. Also, County reserves the right to accept all or any part of the bid and to increase or decrease quantities to meet additional or reduced requirements of County. Any sole response received by the first submission date may or may not be rejected by County depending on available competition and current needs of County. For all items combined, the bid of the lowest, responsive, responsible bidder will be accepted, unless all bids are rejected.

The lowest, responsible bidder shall mean that bidder who makes the lowest bid to sell goods and/or services of a quality which meets or exceeds the quality of goods and/or services set forth in the IFB documents or otherwise required by County.

To be responsive, a bidder shall submit a bid which conforms in all material respects to the requirements set forth in the IFB.

To be a responsible bidder, the bidder shall have the capability in all respects to perform fully the bid requirements, and the tenacity, perseverance, experience, integrity, reliability, capacity, facilities, equipment, and credit which will assure good faith performance.

Also, County reserves the right to make such investigation as it deems necessary to determine the ability of any bidder to furnish the service requested. Information County deems necessary to make this determination shall be provided by the bidder. Such information may include, but shall not be limited to current financial statements, verification of availability of equipment and personnel, and past performance records.

A.15 APPLICABLE LAWS

Bidder must be authorized to transact business in the State of Florida. All applicable laws and regulations of the State of Florida and ordinances and regulations of Manatee County will apply to any resulting Agreement. Any involvement with the Manatee County Procurement Division shall be in accordance with the Manatee County Procurement Ordinance as amended.

A.16 COLLUSION

By submitting a bid to this IFB, bidder certifies that it has not divulged, discussed or compared its bid with any other bidder, and has not colluded with any other bidder or parties to this bid whatsoever. Also, bidder certifies, and in the case of a joint bid each party thereto certifies as to their own organization, that in connection with this bid:

- a. any prices and/or cost data submitted have been arrived at independently, without consultation, communication, or agreement, for the purpose of restricting competition, as to any matter relating to such prices and/or cost data, with any other bidder or with any competitor;
- b. any prices and/or cost data quoted for this bid have not been knowingly disclosed by the bidder and will not knowingly be disclosed by the bidder, prior to the scheduled opening, directly or indirectly to any other bidder or to any competitor;
- c. no attempt has been made or will be made by the bidder to induce any other person or firm to submit or not to submit a bid for the purpose of restricting competition;
- d. the only person or persons interested in this bid, principal or principals is/are named therein and that no person other than therein mentioned has any interest in this bid or in the resulting Agreement to be entered into; and
- e. no person or agency has been employed or retained to solicit or secure the resulting Agreement upon an agreement or understanding or a commission, percentage, brokerage, or contingent fee except bona fide employees or established commercial agencies maintained by bidder for purpose of doing business.

A.17 CODE OF ETHICS

With respect to this bid, if any bidder violates, directly or indirectly, the ethics provisions of the Manatee County Procurement Ordinance and/or Florida criminal or civil laws related to public procurement, including but not limited to Chapter 112, Part III, Code of Ethics for Public Officers and Employees, Florida Statutes, such bidder will be disqualified from eligibility to perform the Work described in this IFB, and may also be disqualified from furnishing future goods or services to, and from submitting any future bids to supply goods or services to, Manatee County.

By submitting a bid, the bidder represents to County that all statements made and materials submitted are truthful, with no relevant facts withheld. If a bidder is determined to have been untruthful in their bid or any related presentation, such bidder will be disqualified from eligibility to perform the Work described in this IFB, and may also be disqualified from furnishing future goods or services to, and from submitting any future bids to supply goods or services to, Manatee County.

A.18 PUBLIC CONTRACTING AND ENVIRONMENTAL CRIMES

A person or affiliate who has been placed on the convicted vendor list following a conviction for a public entity crime, as that term is defined in Section 287.133, Florida Statutes, may not submit a bid to provide any goods or services to a public entity; may not submit a bid with a public entity for the construction or repair of a public building or public work; may not submit bids on leases of real property to a public entity; may not be awarded or perform Work as a contractor, supplier, Subcontractor, or consultant under an agreement with any public entity; and may not transact business with any public entity in excess of the threshold amount provided in Section 287.017, Florida

Statutes, for CATEGORY TWO for a period of thirty-six (36) months following the date of being placed on the convicted list.

In addition, the Manatee County Code of Laws prohibits the award of any bid to any person or entity who/which has, within the past five (5) years, been convicted of, or admitted to in court or sworn to under oath, a public entity crime or of any environmental law that, in the reasonable opinion of the Purchasing Official, establishes reasonable grounds to believe the person or business entity will not conduct business in a responsible matter.

To ensure compliance with the foregoing, the Code requires all persons or entities desiring to do business with County to execute and file with the Purchasing Official an affidavit, executed under the pain and penalties of perjury, confirming that person, entity and any person(s) affiliated with the entity, does not have such a record and is therefore eligible to seek and be awarded business with County. In the case of a business entity other than a partnership or a corporation, such affidavit shall be executed by an authorized agent of the entity. In the case of a partnership, such affidavit shall be executed by the general partner(s). A Public Contracting and Environmental Crimes Certification form is attached herein for this purpose.

A.19 SCRUTINIZED COMPANIES

Florida Statutes § 287.135, as amended from time to time, may contain limitations on the part of a company to conduct business with the County. Submission of a response to this solicitation shall be subject to all procedural requirements contained within that statute including the submission of any required certification of eligibility to contract with the County. It shall be the responsibility of the company responding to this solicitation to concurrently review the current version of the statute and ensure it is compliant. To the extent a certification is required, it shall be provided on the form located at **Attachment E** *Vendor Certification Regarding Scrutinized Companies Lists*.

A.20 BID FORMS

Bids must be submitted on the provided forms, although additional pages may be attached. **Bidders must fully complete all pages of the Bid Forms. Bid Forms must be executed by an authorized signatory who has the legal authority to make the bid and bind the company. Bidders must fully comply with all requirements of this IFB in its entirety.** Failure to comply shall result in bidder being deemed nonresponsive.

A.21 AGREEMENT FORMS

The Agreement resulting from the Acceptance of a bid shall be in the form of the Agreement stated in this IFB, which is attached herein.

A written notice confirming award or recommendation thereof will be forwarded to the successful bidder accompanied by the required number of unsigned counterparts of the Agreement. Within ten (10) days thereafter, successful bidder shall sign and deliver the required number of counterparts of the Agreement with any other required documents

to County. (Note: Agreement must be approved in accordance with Chapter 2-26 of the Manatee County Code of Laws and the Administrative Standards and Procedures Manual approved by the County Administrator).

A.22 **LEGAL NAME**

Bids shall clearly indicate the legal name, address and telephone number of the bidder on the Bid Form. Bid Forms shall be signed above the typed or printed name and title of the signer. The signer must have the authority to bind the bidder to the submitted bid.

When bidder is a partnership, the Bid Form shall be signed in the name of the firm and by all partners required under the terms of the partnership agreement. When a corporation is a bidder, the authorized corporate officers shall sign.

Bidders who are corporations or limited partnerships shall provide a certified copy of their permit to transact business in the State of Florida, preferably along with the Bid Form, or within forty-eight (48) hours after request by County.

When submitting a bid as a joint venture, it must have filed paper documents with the Division of Profession's Construction Industry Licensing Board prior to submitting a bid.

A.23 **DISCOUNTS**

Any and all discounts must be incorporated in the prices contained in the bid and not shown separately. The prices indicated on the Bid Form shall be the prices used in determining award.

A.24 **TAXES**

Manatee County is exempt from Federal Excise and State Sales Taxes. (F.E.T. Cert. No. 59-78-0089K; Florida Sales Tax Exempt Cert. No. 85-8012622206C-6); therefore, the bidder is prohibited from delineating a separate line item in his bid for any sales or service taxes. Nothing herein shall affect the bidder's normal tax liability.

The Contractor shall be responsible for the payment of taxes of any kind and character, including, but not limited to sales, consumer, use, and other similar taxes payable on account of the work performed and materials furnished under the award in accordance with the laws and Regulations of the place of the project which are applicable during the performance of the work. Nothing herein shall affect the bidder's normal tax liability.

A.25 **DESCRIPTIVE INFORMATION**

Unless otherwise specifically provided in the IFB documents, all equipment, materials and articles provided shall be new and of the most suitable grade for the purpose intended. Unless otherwise specifically provided in the IFB documents, reference to any equipment, material, article or patented process, by trade name, brand name, make or catalog number, shall be regarded as establishing a standard of quality and shall not be construed as limiting competition.

A.26 AUTHORIZED PRODUCT REPRESENTATION

The bidder, by virtue of submitting the name and specifications of a manufacturer's product, will be required to furnish the named manufacturer's product. Failure to perform accordingly may, in County's sole discretion, be deemed a material breach of the resulting Agreement, and shall constitute grounds for County's immediate termination of the resulting Agreement.

A.27 ROYALTIES AND PATENTS

The successful bidder shall pay all royalties and license fees for equipment or processes in conjunction with the equipment and/or services being furnished. Successful bidder shall defend all suits or claims for infringement of any patent, trademark or copyright, and shall save County harmless from loss on account thereof, including costs and attorney's fees.

A.28 AMERICANS WITH DISABILITIES ACT

County does not discriminate upon the basis of any individual's disability status. This non-discrimination policy involves every aspect of County's functions including one's access to, participation, employment, or treatment in its programs or activities. Anyone requiring **reasonable accommodation** for an Information Conference or Bid Opening should contact the person named on the cover page of this IFB document at least twenty-four (24) hours in advance of either activity.

A.29 EQUAL EMPLOYMENT OPPORTUNITY

In accordance with the provisions of Title VI of the Civil Rights Act of 1964 and Title 15, Part 8 of the Code of Federal Regulations, County hereby notifies all bidders that they will affirmatively ensure minority business enterprises will be afforded full opportunity to participate in response to this advertisement and will not be discriminated against on the grounds of race, color or national origin in consideration for bid award.

A.30 MBE/DBE

The State of Florida Office of Supplier Diversity provides the certification process and the database for identifying certified MBE/DBE firms. This service may be directly accessed at: <http://www.osd.dms.state.fl.us/iframe.htm>. If you have any questions regarding this State service, please contact their office at (850) 487-0915.

A.31 MATHEMATICAL ERRORS

Bid Forms without mathematical formulas:

In the event of multiplication/extension error(s), the unit price shall prevail. In the event of addition error(s) the extension totals will prevail. In the event the dollar amount for contract contingency is omitted, it will be added to the total price of the bid.

Bid Forms with mathematical formulas:

Interactive Bid Forms that contain mathematical formulas may be used for automating lengthy and complex bid forms. In the event these forms are used and a multiplication/extension error(s) is discovered, the unit price entered by the vendor shall prevail. The vendor shall assume the responsibility and accuracy of the information

input in the bid form and therefore shall verify that the calculations are correct before submitting their bid.

Regardless of which type of bid form is used, all bids shall be reviewed mathematically and corrected, if necessary, using these standards, prior to additional evaluation.

A.32 SUBCONTRACTORS

The successful bidder will obtain prior written approval from the County for any subcontractor(s) and the work they will perform. A subcontractor is defined as any entity performing work within the scope of the project who is not an employee of the successful bidder.

Bidders subcontracting any portion of the work shall include a list of subcontractors along with their bid. The list shall include: name and address of subcontractor, type of work to be performed and the percent of the contract amount to be subcontracted.

Prior to the employment of any person under this contract, the successful bidder shall utilize the U.S. Department of Homeland Security's E-Verify system to verify the employment eligibility of (a) all persons employed during the contract term by the successful bidder to perform employment duties within Florida and (b) all persons, including subcontractors, assigned by the successful bidder to perform work pursuant to the contract with Manatee County. For more information on this process, please refer to United States Citizenship and Immigration Service site at: <http://www.uscis.gov/>.

Only those individuals determined eligible to work within the United States shall be employed under this contract.

By submission of a bid in response to this IFB, the successful bidder commits that all employees and subcontractors will undergo e-verification before placement on this contract.

If County has reasonable objection to any subcontractor, the County may request the successful bidder to submit an acceptable substitute without an increase in contract sum or contract time.

If successful bidder declines to make any such substitution, the County may award the resulting agreement to the next lowest qualified bidder that proposes to use acceptable subcontractors, who County does not make written objection to. In the event the successful bidder declines to make any such substitution post award, the County may exercise its right to terminate the agreement.

The successful bidder shall maintain sole responsibility for the actions of its employees and subcontractors. New employees brought in after contract award shall follow the same requirement stated above for the life of the contract.

A.33 DISCLOSURE

Upon receipt, all inquiries and responses to inquiries related to this IFB become "Public Records," and shall be subject to public disclosure consistent with Florida Statutes, Chapter 119.

Bids become subject to disclosure thirty (30) days after the opening or if a notice of intent to award decision is made earlier than this time as provided by Florida Statutes § 119.071(1)(b). No announcement or review of the bids shall be conducted at the public opening.

Based on the above, County will receive bids at the time and date stated and will make public at the opening the names of the business entities of all that submitted a bid.

If County rejects all bids and concurrently notices its intent to reissue the solicitation, the rejected bids are exempt from public disclosure until such time as County provides notice of an intended decision concerning the reissued solicitation or until County withdraws the reissued solicitation. A bid is not exempt for longer than twelve (12) months after the initial notice rejecting all bids.

Pursuant to Florida Statutes 119.0701, to the extent Successful Bidder is performing services on behalf of the County, Successful Bidder must:

- a. Keep and maintain public records required by public agency to perform the service.
- b. Upon request from the public agency's custodian of public records, provide the public agency with a copy of the requested records or allow the records to be inspected or copied within a reasonable time at a cost that does not exceed the cost provided in Florida Statutes, Chapter 119, or as otherwise provided by law.
- c. Ensure that public records that are exempt or confidential and exempt from public records disclosure requirements are not disclosed except as authorized by law for the duration of the contract term and following completion of the contract if the Successful Bidder does not transfer the records to the public agency.
- d. Upon completion of the contract, transfer, at no cost, to the public agency all public records in possession of contractor or keep and maintain public records required by the public agency to perform the service. If the Successful Bidder transfers all public records to the public agency upon completion of the contract, the Successful Bidder shall destroy any duplicate public records that are exempt or confidential and exempt from public records disclosure requirements. If the Successful Bidder keeps and maintains public records upon completion of the contract, the Successful Bidder shall meet all applicable requirements for retaining public records. All records stored electronically must be provided to the public agency, upon request from public agency's custodian of public records, in a format that is compatible with the information technology systems of the public agency.

IF THE SUCCESSFUL BIDDER HAS QUESTIONS REGARDING THE APPLICATION OF CHAPTER 119, FLORIDA STATUTES, TO THE SUCCESSFUL BIDDER'S DUTY TO PROVIDE PUBLIC RECORDS RELATING TO ANY RESULTING CONTRACT, CONTACT COUNTY'S CUSTODIAN OF PUBLIC RECORDS AT: (941) 742-5845, debbie.scaccianoce@mymanatee.org, Attn: Records Manager, 1112 Manatee Ave W., Bradenton, FL 34205.

A.34 LOCAL PREFERENCE

Local business is defined as a business legally authorized to engage in the sale of the goods and/or services to be procured, and which certifies within its bid that for at least six (6) months prior to the announcement of the solicitation of bids it has maintained a physical place of business in Manatee, Desoto, Hardee, Hillsborough, Pinellas or Sarasota County with at least one full-time employee at that location.

Local preference shall not apply to the following categories of Agreements:

1. Purchases or Agreements which are funded, in whole or in part, by a governmental or other funding entity, where the terms and conditions of receipt of the funds prohibit the preference.
2. Any bid announcement which specifically provides that the general local preference policies set forth in this section are suspended due to the unique nature of the goods or services sought, the existence of an emergency as found by either the County Commission or County Administrator, or where such suspension is, in the opinion of the County Attorney, required by law.

To qualify for local preference under this section, **a local business must certify to County** by completing an **"Affidavit as to Local Business Form,"** which is available for download at www.mymanatee.org/vendor. Click on "Affidavit for Local Business" to access and print the form. Complete, notarize, and mail the notarized original to the following address: Manatee County Procurement Division, 1112 Manatee Avenue West, Suite 803, Bradenton, FL 34205.

It is the responsibility of the bidder to ensure accuracy of the Affidavit as to Local Business and notify County of any changes affecting same.

A.35 VENDOR REGISTRATION

Registering your business with Manatee County will enhance our opportunities to identify sources for goods and services, plus identify local businesses. This information is used for soliciting quotations up to \$250,000.00 and for competitive solicitations of larger purchases.

Our staff can assist you with your registration as needed. Our office hours are 8:00 A.M. to 5:00 P.M., Monday through Friday on regular business days. Please call (941) 749-3014 if you wish to have a Procurement staff member assist you.

Quick steps to registration: www.mymanatee.org/purchasing

A link to Vendor Registration is listed on the Procurement Division's web page under "Register as a Vendor." Click on "Vendor Registration Form" for on-line input.

Registration is not mandatory; however, by taking the time to register, you are helping County to provide timely notification of quotation, bid and proposal opportunities to your business.

A.36 ENVIRONMENTAL SUSTAINABILITY

All bidders are encouraged to use as many environmentally preferable "green" products, materials, supplies, etc. as possible in order to promote a safe and healthy environment. Environmentally preferable are products or services that have a reduced adverse effect on the environment.

Bidders shall acknowledge whether or not their organization has an environmental sustainability initiative by checking the appropriate box on the bid form. In addition, the bidder shall submit a summary of their environmental sustainability initiative along with their bid. This information will be used as a determining factor in the award decision when all other evaluative factors, including local preference policies are otherwise equal.

A.37 ePAYABLES

Manatee County and Clerk of the Circuit Court have partnered to offer the ePayables program, which allows payments to be made to vendors via credit cards. The Clerk will issue a unique credit card number to each vendor; the card has a zero balance until payments have been authorized.

If you are interested in participating in this program, please complete the ePayables Application attached herein and return the completed form via email to Lori Bryan at lori.bryan@manateeclerk.com.

NOTE: ANY OR ALL STATEMENTS CONTAINED IN THE FOLLOWING SECTIONS: SCOPE OF WORK, BID SUMMARY, CONSTRUCTION AGREEMENT FOR STIPULATED SUM, AND GENERAL CONDITIONS OF THE CONSTRUCTION AGREEMENT, WHICH VARY FROM THE INFORMATION TO BIDDERS, SHALL HAVE PRECEDENCE.

END OF SECTION A

SECTION B SCOPE OF WORK

B.01 SCOPE OF WORK

The Work consists of two major components:

1) Rehabilitation of existing sewage lift stations, including by-pass pumping, replacement of control panels, safety switches (disconnects), meter cans, discharge piping, fittings, valves, check valves, flow meter, guide rails, pipe bracing, base ells, mounting plates, wet well cleaning, wet well lining, wet well top replacement, removal of the valve vault, relocation of the water service/hose bibb, and install new or relocation of the existing storm pipe and ditch top of bank.

2) Furnishing and installing a back-up diesel pump and all other auxiliary components for emergency pumping capabilities, including all labor, by-pass pump, suction and discharge piping from the wet well to the force main, all connection fittings, valves, reinforced concrete slab, and all appurtenances indicated in the drawings; materials, testing and incidentals.

B.02 COMPLETION OF WORK

The Work will be completed and ready for final inspection within the specified calendar days from the date the Contract Time commences to run. Two bids shall be considered, **Bid "A" based on 150 calendar days** and **Bid "B" based on 210 calendar days**. Owner has the sole authority to select the bid based on the completion time which is in the best interest of Owner. **Only one award shall be made.**

B.03 LIQUIDATED DAMAGES

If the successful bidder fails to achieve Substantial Completion of the Work within the Contract Time and as otherwise required by the Contract Documents, the Owner shall be entitled to retain or recover from the successful bidder, as liquidated damages and not as a penalty, the sum of **\$561.00** per calendar day, commencing upon the first day following expiration of the Contract Time and continuing until the actual date of Substantial Completion. Such liquidated damages are hereby agreed to be a reasonable estimate of damages the Owner will incur as a result of delayed completion of the Work. The Owner may deduct liquidated damages as described in this paragraph from any unpaid amounts then or thereafter due the successful bidder under this Agreement. Any liquidated damages not so deducted from any unpaid amounts due the successful bidder shall be payable to the Owner at the demand of the Owner, together with interest from the date of the demand at the maximum allowable rate.

B.04 CONTRACT CONTINGENCY WORK

Contract contingency is a monetary allowance used solely at Owner's discretion to handle unexpected conditions as required to satisfactorily complete the Work in accordance with the IFB documents. A Field Directive must be issued by an authorized Owner representative to authorize use of contract contingency funds.

The percentage for contract contingency is listed on the Bid Form. Bidder shall enter the dollar amount for contract contingency based on the percentage of the total base bid. The total contract award will include contract contingency.

Appropriate uses of contract contingency include increases to existing bid item quantities that do not change the initial scope of Work, which may be directed by staff; modification items not originally bid which were unforeseen yet necessary during the Work to provide a safe, complete Project and that do not change the initial scope of Work; and unanticipated conflicts and/or design changes required during construction which are necessary to provide a safe, complete Project and that do not change the initial scope of Work.

Inappropriate uses of contract contingency include anything that changes the initial scope of Work, including the Contract Sum and Contract Time, and adding bid items not previously contemplated that change the initial scope of Work.

END OF SECTION B

SECTION C

BID SUMMARY

C.01 MINIMUM QUALIFICATIONS OF BIDDERS

No person who is not certified or registered as a General Contractor or Underground Utility Contractor pursuant to Chapter 489, Florida Statutes, on the day the bid is submitted, and who has continuously held that certification or registration for a period of at least three (3) consecutive years immediately prior to the day the bid is submitted, may be qualified to bid on this Work. In the event that a bidder is a business organization, including a partnership, corporation, business trust or other legal entity as set forth in Section 489.119(2), Florida Statutes, then the bidder shall only be qualified to bid on this Work if: 1) the bidder (the business organization) is on the day the bid is submitted, and for at least three (3) consecutive years immediately prior to the day the bid is submitted has been, in continuous existence, properly licensed and registered as required by Florida law; and 2) the bidder, on the day the bid is submitted, has a certified or registered Qualifying Agent, as required by Section 489.119, Florida Statutes, and that Qualifying Agent has been the same Qualifying Agent of the bidder for a period of at least three (3) consecutive years immediately prior to the day the bid is submitted.

C.02 BASIS OF AWARD

County may not make award to a bidder who is delinquent in payment of any taxes, fees, fines, contractual debts, judgments, or any other debts due and owed to the County, or is in default on any contractual or regulatory obligation to the County. By submitting this solicitation response, bidder attests that it is not delinquent in payment of any such debts due and owed to the County, nor is it in default on any contractual or regulatory obligation to the County. In the event the bidder's statement is discovered to be false, bidder will be subject to suspension and/or debarment and the County may terminate any award it has with bidder.

Award shall be to the lowest, responsive, responsible bidder meeting specifications and having the lowest total offer for **Bid "A"**, or the lowest total offer for **Bid "B"**, for the requirements listed on the Bid Form for the Work as set forth in this IFB. Bid prices shall include costs for furnishing all labor, equipment and/or materials for the completion of the Work in accordance with and in the manner set forth and described in the IFB documents to County's satisfaction within the prescribed time.

Two schedules for completion of Work shall be considered. Each bid for completion by the specified stated time shall be offered as a separate "total offer". County has the sole authority to select the bid based on the completion time which is in the best interest of County. Only one award shall be made.

NOTE: Inspection of the site is a prerequisite to be considered for award of this bid.

In evaluating bids, County shall consider the qualifications of the bidders; and if required, may also consider the qualifications of the Subcontractors, suppliers, and other persons and organizations proposed. County may also consider the operating costs, maintenance requirements, performance data and guarantees of major items of materials and equipment proposed for incorporation in the Work.

Whenever two or more bids are equal with respect to price, the bid received from a local business shall be given preference in award.

Whenever two or more bids are equal with respect to price, and all other evaluative factors are otherwise equal, including local preference policies, if the company provides documented environmentally preferable “green” products, materials, or supplies, they shall be given preference in award.

Whenever two or more bids which are equal with respect to price are received, and neither of these bids are from a local business, and neither of these bids provides documented “green” products, the award shall be determined by a chance drawing, coin toss, or similar tie-breaking method conducted by the Procurement Division and open to the public.

END OF SECTION C

SECTION D/ IFB
INSURANCE AND BOND REQUIREMENTS

The Successful Bidder will not commence work under the resulting Agreement until all insurance coverages indicated herein have been obtained. The Successful Bidder shall obtain and submit to the Procurement Division within ten (10) calendar days from the date of notice of intent to award, at his expense, the following minimum amounts of insurance (inclusive of any amounts provided by an umbrella or excess policy):

Insurance / Bond Type	Required Limits
1. <input checked="" type="checkbox"/> Automobile Liability:	<p>Coverage must be afforded under a per occurrence policy form including coverage for all owned, hired and non-owned vehicles.</p> <p>\$ <u>1,000,000</u> combined single limit, or \$ _____ bodily injury and \$ _____ property damage. Coverage must also include \$10,000 Personal Injury Protection (No Fault), \$ _____ Hired-Non Owned Liability and \$10,000 Medical Payments.</p> <p><i>This policy shall contain severability of interests' provisions.</i></p>
2. <input checked="" type="checkbox"/> Commercial General Liability: (Occurrence Form - patterned after the current ISO form)	<p>Coverage shall be afforded under a per occurrence policy form.</p> <p>\$<u>1,000,000</u> single limit per occurrence; \$<u>1,000,000</u> aggregate \$ _____ Products/Completed Operations Aggregate \$1,000,000 Personal and Advertising Injury Liability \$100,000 Fire Damage Liability \$10,000 Medical Expense, and \$ _____ Third Party Property Damage. \$ _____ Project Specific Aggregate (Required on projects valued at over \$10,000,000)</p> <p><i>This policy shall contain severability of interests' provisions.</i></p>
3. <input checked="" type="checkbox"/> Employer's Liability:	<p>\$<u>100,000</u> each accident \$ _____ disease each employee \$ _____ disease policy limit</p>
4. <input checked="" type="checkbox"/> Worker's Compensation:	<p>Statutory Limits of Chapter 440, Florida Statutes, and all Federal Government Statutory Limits & Requirements.</p> <p>If any operations are to be undertaken on or about navigable waters, coverage must be included for the US Longshoremen & Harbor Workers Act and Jones Act.</p> <p><u>Note:</u> Should "leased employees" be retained for any part of the project or service, the employee leasing agency shall provide evidence of workers' compensation coverage and employee liability coverage for all personnel on the worksite</p>

Insurance / Bond Type	Required Limits
	<p>and in compliance with the above requirements.</p> <p><u>Note:</u> Workers' compensation coverage is a firm requirement. Elective exemptions are considered on a case-by-case basis and are approved in a very limited number of instances.</p>
<p>5. <input type="checkbox"/> Other Insurance, as noted:</p>	<p>a. <input type="checkbox"/> Aircraft Liability</p> <p>\$ _____ per occurrence</p> <p>Coverage shall be carried in limits of not less than \$5,000,000 each occurrence if applicable to the completion of the services under this Agreement.</p> <p>b. <input type="checkbox"/> Installation Floater</p> <p>If the resulting Agreement does not include construction of or additions to above ground building or structures, but does involve the installation of machinery or equipment, Successful Bidder shall provide an "Installation Floater" with the minimum amount of insurance to be 100% of the value of such addition(s), building(s), or structure(s).</p> <p>c. <input type="checkbox"/> Pollution</p> <p>\$ _____ per occurrence</p> <p>d. <input type="checkbox"/> Professional Liability and/or Errors and Omissions (E&O) Liability</p> <p>Professional (E&O) Liability shall be afforded for the Bodily Injury and Property Damage for not less than \$_____ Each Claim, \$1,000,000 Policy Aggregate.</p> <p>e. <input type="checkbox"/> Builder's Risk Insurance</p> <p>When this contract or agreement includes the construction of roadways and/or the addition of a permanent structure or building, including the installation of machinery and/or equipment, the following insurance coverage must be afforded:</p> <p>Coverage Form: Completed Value, All Risk (Roadways/Buildings and Machinery/Equipment) in an amount equal to 100% of the value upon completion or the value of the equipment to be installed.</p> <p>Coverage should include, but not be limited to, storage and transport of materials, equipment, supplies of any kind whatsoever to be used on or incidental to the project, theft coverage, and Waiver of Occupancy Clause Endorsement, where applicable.</p> <p>The policy shall not carry a self-insured retention/deductible greater than \$10,000.</p>

Insurance / Bond Type	Required Limits
	<p>f. <input type="checkbox"/> Cyber Liability</p> <p>Coverage must comply with Florida Statute 501.171 and must be afforded under a per occurrence policy form for limits not less than \$_____ Security Breach Liability, \$_____ Security Breach Expense (each occurrence), \$_____ Security Breach Expense (aggregate), \$_____ Replacement or Restoration of Electronic Data, \$_____ Extortion Threats, \$_____ Business Income and Extra Expense, and \$_____ Public Relations Expense.</p> <p>The policy must not carry a self-insured retention/deductible greater than \$_____.</p> <p>g. <input type="checkbox"/> Hazardous Materials Insurance</p> <p>Hazardous materials includes all materials and substances that are now designated or defined as hazardous by Florida or Federal law or by the rules of regulations of Florida or any Federal Agency.</p> <p><i>Pollution Liability</i></p> <p>Coverage must be afforded under a per occurrence policy form for limits not less than the value of the contract, subject to a \$_____ minimum, for Bodily Injury and Property Damage to include sudden and gradual release, each claim and aggregate.</p> <p><i>Asbestos Liability (If handling within scope of Contract)</i></p> <p>Coverage must be afforded under a per occurrence policy form for limits not less than the value of the contract, subject to a \$_____ minimum, for Bodily Injury and Property Damage to include sudden and gradual release, each claim and aggregate.</p> <p><i>Disposal</i></p> <p>Coverage must be afforded under a per occurrence policy form for limits not less than the value of the contract, subject to a \$_____ minimum, for Liability for Sudden and Accidental Occurrences, each claim and an aggregate and not less than the value of the contract, subject to a \$_____ minimum, for Liability for Non-Sudden Occurrences, each claim and aggregate.</p> <p><i>Hazardous Waste Transportation Insurance</i></p> <p>Coverage must be afforded under a per occurrence policy form for limits not less than the value of the contract, subject to a \$_____ minimum, per accident.</p> <p>The Successful Bidder shall designate the hauler and have the hauler furnish a Certificate of Insurance for Automobile Liability Insurance with Endorsement MCS-90 for liability arising out of the transportation of</p>

Insurance / Bond Type	Required Limits
	<p>hazardous materials.</p> <p>The Successful Bidder must also provide the EPA Identification Number.</p> <p>h. <input type="checkbox"/> Liquor Liability</p> <p>Coverage must be afforded under a per occurrence policy form for limits not less than \$_____ Each Occurrence and Aggregate.</p> <p>i. <input type="checkbox"/> Garage Keeper's Liability</p> <p>Coverage shall be required if the maintenance, servicing, cleaning or repairing of any County motor vehicles is inherent or implied within the provision of the contract.</p> <p>Coverage must be afforded under a per occurrence policy form for limits not less than equal to the full replacement value of the lot or garage.</p> <p>j. <input type="checkbox"/> Bailee's Customer</p> <p>Coverage must be afforded under a per occurrence policy form for limits not less than equal to the full replacement value of the lot or garage.</p> <p>k. <input type="checkbox"/> Watercraft</p> <p>\$_____ per occurrence</p>
<p>6. <input checked="" type="checkbox"/> Bid Bond:</p>	<p>A construction project over \$200,000 requires a Bid Bond in the amount of 5% of the total bid offer. Bid bond shall be submitted with the sealed bid and shall include project name, location, and / or address and project number.</p> <p>In lieu of the bond, the bidder may file an alternative form of security in the amount of 5% of the total offer, in the form of a money order, a certified check, a cashier's check, or an irrevocable letter of credit issued to Manatee County.</p>
<p>7. <input checked="" type="checkbox"/> Payment and Performance Bond:</p>	<p>A construction project over \$200,000 requires a Payment and Performance Bond be submitted by Successful Bidder for 100% of the award amount and shall be presented to Manatee County within ten (10) calendar days of issuance of the notice of intent to award.</p>

Reviewed by Risk: _____

INSURANCE REQUIREMENTS

I. THE POLICIES ARE TO CONTAIN, OR BE ENDORSED TO CONTAIN, THE FOLLOWING PROVISIONS:

Commercial General Liability and Automobile Liability Coverages

- a. **“Manatee County, a Political Subdivision of the State of Florida,” is to be named as an Additional Insured in respect to:** Liability arising out of activities performed by or on behalf of the Successful Bidder, his agents, representatives, and employees; products and completed operations of the Successful Bidder; or automobiles owned, leased, hired or borrowed by the Successful Bidder. The coverage shall contain no special limitation(s) on the scope of protection afforded to the County, its officials, employees or volunteers.

In addition to furnishing a Certificate of Insurance, the Successful Bidder shall provide the endorsement that evidences Manatee County being listed as an Additional Insured. This can be done in one of two ways: (1) an endorsement can be issued that specifically lists “Manatee County, a Political Subdivision of the State of Florida,” as Additional Insured; or, (2) an endorsement can be issued that states that all Certificate Holders are Additional Insured with respect to the policy.

- b. The Successful Bidder's insurance coverage shall be primary insurance with respect to the County, its officials, employees and volunteers. Any insurance or self-insurance maintained by the County, its officials, employees or volunteers shall be excess of Successful Bidder's insurance and shall be non-contributory.
- c. The insurance policies must be on an occurrence form.

Workers' Compensation and Employers' Liability Coverages

The insurer shall agree to waive all rights of subrogation against the County, its officials, employees and volunteers for losses arising from work performed by the Successful Bidder for the County.

II. GENERAL INSURANCE PROVISIONS APPLICABLE TO ALL POLICIES:

- a. Prior to the execution of contract or issuance of a Purchase Order, and then annually upon the anniversary date(s) of the insurance policy's renewal date(s) for as long as this contract remains in effect, Successful Bidder shall furnish the County with a Certificate(s) of Insurance (using an industry accepted certificate form, signed by the Issuer, with applicable endorsements, and containing the solicitation or contract number, and title or description) evidencing the coverage set forth above and naming “Manatee County, a Political Subdivision of the State of Florida” as an Additional Insured on the applicable coverage(s) set forth above.
- b. If the policy contains an aggregate limit, confirmation is needed in writing (letter, email, etc.) that the aggregate limit has not been eroded to procurement representative when supplying Certificate of Insurance.

In addition, when requested in writing from the County, Successful Bidder will provide the County with a certified copy of all applicable policies. The address where such certificates and certified policies shall be sent or delivered is as follows:

Manatee County, a Political Subdivision of the State of Florida
Attn: Risk Management Division
1112 Manatee Avenue West, Suite 969
Bradenton, FL 34205

- c. The project's solicitation number and title shall be listed on each certificate.
 - d. Successful Bidder shall provide thirty (30) days written notice to the Risk Manager of any cancellation, non-renewal, termination, material change, or reduction in coverage of any insurance policies to procurement representative including solicitation number and title with all notices.
 - e. Successful Bidder agrees that should at any time Successful Bidder fail to meet or maintain the required insurance coverage(s) as set forth herein, the County may terminate this contract.
 - f. The Successful Bidder waives all subrogation rights against Manatee County, a Political Subdivision of the State of Florida, for all losses or damages which occur during the contract and for any events occurring during the contract period, whether the suit is brought during the contract period or not.
 - g. The Successful Bidder has sole responsibility for all insurance premiums and policy deductibles.
 - h. It is the Successful Bidder's responsibility to ensure that his agents, representatives and subcontractors comply with the insurance requirements set forth herein. Successful Bidder shall include his agents, representatives, and subcontractors working on the project or at the worksite as insured under its policies, or Successful Bidder shall furnish separate certificates and endorsements for each agent, representative, and subcontractor working on the project or at the worksite. All coverages for agents, representatives, and subcontractors shall be subject to all of the requirements set forth to the procurement representative.
 - i. All required insurance policies must be written with a carrier having a minimum A.M. Best rating of A- FSC VII or better. In addition, the County has the right to review the Successful Bidder's deductible or self-insured retention and to require that it be reduced or eliminated.
- III.** Successful Bidder understands and agrees that the stipulated limits of coverage listed herein in this insurance section shall not be construed as a limitation of any potential liability to the County, or to others, and the County's failure to request evidence of this insurance coverage shall not be construed as a waiver of Successful Bidder's obligation to provide and maintain the insurance coverage specified.
- IV.** The enclosed Hold Harmless Agreement shall be signed by the Successful Bidder and shall become a part of the contract.

- V. Successful Bidder understands and agrees that the County does not waive its immunity and nothing herein shall be interpreted as a waiver of the County's rights, including the limitation of waiver of immunity, as set forth in Florida Statutes 768.28, or any other statutes, and the County expressly reserves these rights to the full extent allowed by law.
- VI. No award shall be made until the Procurement Division has received the Certificate of Insurance and Hold Harmless Agreement in accordance with this section.

VII. BONDING REQUIREMENTS

Bid Bond/Certified Check. By submitting a bid, the bidder agrees should its bid be accepted, **to execute the form of Agreement and present the same to Manatee County for approval within ten (10) calendar days after notice of intent to award.** The bidder further agrees that failure to execute and deliver said form of Agreement **within ten (10) calendar days** will result in damages to Manatee County and as guarantee of payment of same a bid bond/certified check shall be enclosed within the submitted sealed bid in the amount of five (5%) percent of the total amount of the bid. The bidder further agrees that in case the bidder fails to enter into an Agreement, as prescribed by Manatee County, the bid bond/certified check accompanying the bid shall be forfeited to Manatee County as agreed liquidated damages. If County enters into an agreement with a bidder, or if County rejects any and/or all bids, accompanying bond will be promptly returned.

Payment and Performance Bonds. Prior to commencing work, the Successful Bidder shall obtain, for the benefit of and directed to County, a Payment and Performance Bond satisfying the requirements of Section 255.05, Florida Statutes, covering the faithful performance by the Successful Bidder of its obligation under the Contract Documents, including but not limited to the construction of the project on the project site and the payment and obligations arising thereunder, including all payments to Subcontractors, laborers, and materialmen. The surety selected by the Successful Bidder to provide the Payment and Performance Bond shall be approved by County prior to issuance of such Bond, which approval shall not be unreasonably withheld or delayed provided that surety is rated A- or better by Best's Key Guide, latest edition.

Failure to provide the required bonds on the prescribed form may result in Successful Bidder being deemed nonresponsive. Bonds must be in the form prescribed in Section 255.05, Florida Statutes, and must not contain notice, demand or other terms and conditions, including informal pre-claim meetings, not provided for in Section 255.05, Florida Statutes.

Bonds shall be in an amount equal to 100% of the contract price issued by a duly authorized and nationally recognized surety company, authorized to do business in the State of Florida, satisfactory to County. Surety shall be rated as "A-" or better by Best's Key Guide, latest edition. The attorney-in-fact who signs the bonds must file with the bonds, a certificate and effective dated copy of power-of-attorney. Payment and Performance Bonds shall be issued to Manatee County, a political subdivision of the State of Florida, **within ten (10) calendar days after issuance of notice of intent to award.**

In addition, pursuant to Section 255.05(1)(b), Florida Statutes, prior to commencing work, the Successful Bidder shall be responsible and bear all costs associated to record the Payment and Performance Bond with the Manatee County Clerk of the Circuit Court. A certified copy of said recording shall be furnished to the Procurement Division upon filing. Pursuant to Section 255.05(1)(b), Florida Statutes, County will make no payment to the Successful Bidder until the Successful Bidder has complied with this paragraph.

Furnishing Payment and Performance Bonds shall be requisite to execution of an Agreement with County. Said Payment and Performance Bonds will remain in force for the duration of the Agreement with the premiums paid by the Successful Bidder. Failure of the Successful Bidder to execute such Agreement and to supply the required bonds shall be just cause for cancellation of the award. County may then contract with the next lowest, responsive and responsible bidder or re-advertise this IFB.

Failure of County at any time to require performance by the Successful Bidder of any provisions set out in the resulting Agreement will in no way affect the right of County, thereafter, to enforce those provisions.

BIDDER'S INSURANCE STATEMENT

THE UNDERSIGNED has read and understands the aforementioned insurance and bond requirements of this IFB and shall provide the insurance and bonds required by this section within ten (10) days from the date of notice of intent to award.

Bidder Name: _____ Date: _____

Authorized
Bidder's Signature: _____

Print Name: _____

Insurance Agency: _____

Agent Name: _____ Agent Phone: _____

Surety Agency: _____

Surety Name: _____ Surety Phone: _____

Please return this completed and signed statement with your bid.

Manatee County, a Political Subdivision of the State of Florida

Indemnity and Hold Harmless

Respondent shall defend, indemnify and hold harmless the County and all of the County's officers, agents, employees, and volunteers from and against all claims, liability, loss and expense, including reasonable costs, collection expenses, attorneys' fees, and court costs which may arise because of the negligence (whether active or passive), misconduct, or other fault, in whole or in part (whether joint, concurrent, or contributing), of Respondent, its officers, employees, representatives and agents in performance or non-performance of its obligations under the Contract/Agreement. Respondent recognizes the broad nature of this indemnification and hold harmless clause, as well as the provision of a legal defense to the County when necessary, and voluntarily makes this covenant and expressly acknowledges the receipt of such good and valuable consideration provided by the County in support of these indemnification, legal defense and hold harmless contractual obligations in accordance with the laws of the State of Florida. This clause shall survive the termination of this Contract/Agreement. Compliance with any insurance requirements required elsewhere within this Contract/Agreement shall not relieve Respondent of its liability and obligation to defend, hold harmless and indemnify the County as set forth in this article of the Contract/Agreement.

Nothing herein shall be construed to extend the County's liability beyond that provided in section 768.28, Florida Statutes.

PROJECT NUMBER AND/OR NAME	
INSURANCE AGENT	
RESPONDENT SIGNATURE	DATE

Acknowledgement:

STATE OF _____ COUNTY OF _____

The foregoing instrument was acknowledged before me this ____ day of _____,

20____ by _____ [YOUR FULL LEGAL NAME], who is

personally known to me or who has produced _____ as

identification.

Notary Signature _____

Print Name: _____

(seal)

BID FORM

**For: IFB 17-1514CB
SLS N1H Rehabilitation & Emergency Backup Pump
11220 U.S. 41 North, Palmetto, FL
Project No.: 402-5138380**

Total Offer (Bid "A"): _____
Based on a completion time of <u>150</u> calendar days
Total Offer (Bid "B"): _____
Based on a completion time of <u>210</u> calendar days

We, the undersigned, hereby declare that we have carefully reviewed the IFB Documents in their entirety and with full knowledge and understanding of the aforementioned herewith submit this bid, completely meeting each and every specification, term, and condition contained therein.

Two schedules for completion of the Work shall be considered. Each bid for completion by the specified stated time shall be offered as a separate "total offer". County has the sole authority to select the bid based on the completion time which is in the best interest of County. Only one award shall be made.

As bidder, we understand that the IFB documents, in its entirety, including but not limited to, all specifications, terms, and conditions shall be made a part of any resulting Agreement between Manatee County and the successful bidder. Failure to comply shall result in Agreement default, whereupon, the defaulting successful bidder shall be required to pay for any and all re-procurement costs, damages, and attorney fees as incurred by County, and agrees to forfeit his/her bid bond.

Communications concerning this bid shall be addressed as follows: **(Complete all fields)**

Bidder's Name: _____

Mailing Address: _____

Telephone: () _____ Fax: () _____

Email Address: _____

A bid bond, certified check, or cashier's check in the amount of 5% of the total bid offer is attached herein.

I, _____ on [date(s)] _____ attest that I have visited the project site(s) to familiarize myself with the full scope of work required for the bid.

Acknowledge Addendum No. _____ Dated: _____ Acknowledge Addendum No. _____ Dated: _____

Acknowledge Addendum No. _____ Dated: _____ Acknowledge Addendum No. _____ Dated: _____

Acknowledge Addendum No. _____ Dated: _____ Acknowledge Addendum No. _____ Dated: _____

Authorized Signature(s): _____

Name and Title of Above Signer(s): _____

Date: _____

MAILING LABEL

Cut along the outside border and affix this label to your sealed bid envelope to identify it as a "Sealed Bid". Be sure to include the name of the company submitting the bid and the bid due date and time where requested.

MAILING LABEL TO AFFIX TO OUTSIDE OF SEALED BID PACKAGE:

BIDDER: _____

INVITATION FOR BID No.: IFB 17-1514CB

BID TITLE: SLS N1H REHABILITATION & EMERGENCY BACKUP PUMP

Bid Location: 11220 U.S. 41 North, Palmetto, FL

Project No: 402-5138380

DUE DATE/TIME:

BID FORM

(Submit in Duplicate)

SLS N1H Rehabilitation & Emergency backup Pump
Bid "A" Based on Completion Time of 150 Calendar Days

ITEM NO.	DESCRIPTION	U/M	EST. QTY.	UNIT PRICE	EXTENDED PRICE
REHABILITATION					
1	Wetwell Cleaning	SF	1,350	\$	\$
2	Wetwell Discharge Piping, HDPE DR-11, 8"	LF	114	\$	\$
3	Pump Base Ells, BPIU.14	EA	3	\$	\$
4	Pump Base Elbow Mounting Plate	EA	3	\$	\$
5	S.S. Pipe Bracing, 12 ft dia., triplex	EA	4	\$	\$
6	PVC Stilling Well, 6"	LF	28	\$	\$
7	Replace Ex. Wetwell Top Slab	EA	1	\$	\$
8	Vent, PVC Sch 80, 6" (to odor control system)	LF	15	\$	\$
9	Aluminum Hatch Cover, (Wetwell)	EA	1	\$	\$
10	2" S.S.Pump Guide Rail System	LF	90	\$	\$
11	Complete Removal of Existing Liner	SF	1,236	\$	\$
12	Wetwell Liner, spray-on	SF	1,236	\$	\$
13	Grout Fill Ex. Drain, Abandon	EA	1	\$	\$
14	PVC Drain Line for Odor Control, 2" PVC	LF	15	\$	\$
15	Gate Valve, Flanged, 8"	EA	5	\$	\$
16	Swing Check Valve, Flanged, 8"	EA	3	\$	\$
17	Gate Valve, MJ, 12"	EA	1	\$	\$
18	Gate Valve, MJ, 2"	EA	1	\$	\$
19	PVC Pipe (C900), 12"	LF	10	\$	\$
20	Ductile Iron Pipe				
20.1	8" DI Pipe, FLG	LF	25	\$	\$
20.2	12" DI Pipe, FLG	LF	20	\$	\$
21	Ductile Iron Fittings				
21.1	4"x8" Ecc. Reducer, DI, FLG	EA	3	\$	\$
21.2	8" Tee, DI, FLG	EA	2	\$	\$
21.3	8" Cross, DI, FLG	EA	1	\$	\$
21.4	8"x12" Red. 90 Bend, DI, FLG	EA	1	\$	\$
21.5	12" 90 Bend, DI, MJ	EA	1	\$	\$
21.6	12" 45 Bend, DI, MJ	EA	1	\$	\$
22	Coupling Adapters, D.I., FLG, 12"	EA	4	\$	\$
23	Quick Coupler Adapter, male, alum., 6"	EA	1	\$	\$
24	Quick Coupler Adapter, male, alum., 2"; w/ PVC filled conc. support	EA	1	\$	\$
25	S.S. Adjustable Valve Supports, flange attachment	EA	7	\$	\$
26	Remove Existing Structure, Valve Vault	EA	1	\$	\$
27	Remove Existing Structure, Meter Vault	EA	1	\$	\$
28	Concrete Slab, Valve Assembly	SY	65	\$	\$
29	Influent Line Plug, 18"	EA	2	\$	\$
30	By-Pass Pumping	LS	1	\$	\$
31	Water Line, PE, 3/4"	LF	50	\$	\$
32	Water Line, PE, 2"	LF	45	\$	\$
33	PVC Casing, 3"	LF	40	\$	\$
34	Relocated Ex. Meter, Backflow, & Hose Bibb Assembly	LS	1	\$	\$
35	Remove & Replace Electric Meter Can	EA	1	\$	\$
36	Remove & Replace Fused Safety Switch (disconnect)	EA	1	\$	\$
37	Remove & Replace Control Panel	EA	1	\$	\$
38	TCU & Fiberglass Enclosure, DFS	EA	1	\$	\$

Bidder Name: _____

Authorized Signature: _____

BID FORM

(Submit in Duplicate)

SLS N1H Rehabilitation & Emergency backup Pump
Bid "A" Based on Completion Time of 150 Calendar Days

ITEM NO.	DESCRIPTION	U/M	EST. QTY.	UNIT PRICE	EXTENDED PRICE
39	Junction Box, 304 SS	EA	1	\$	\$
40	Remove & Replace Sch 80 PVC Conduit, 2"	LF	192	\$	\$
41	Replace Electrical Service	LF	10	\$	\$
42	Remove & Replace Electrical Mounting Structure	EA	1	\$	\$
43	Washed Shell with Weed Barrier	SY	340	\$	\$
44	Driveway, 6" thick reinf. concrete	SY	210	\$	\$
45	Concrete Repair, 2" thick	SF	700	\$	\$
46	Removable 4" Dia. Steel Bollards w/ Yellow PVC Covers	EA	4	\$	\$
47	Storm Pipe, PVC, 10"	LF	38	\$	\$
48	Concrete Storm Mitered End Section	EA	1	\$	\$
49	Emergency Shower & Eyewash, Speakman S.S. SE-1255	EA	1	\$	\$
50	Flow Meter, 8" Ultra Mag (UM06)	EA	1	\$	\$
51	Generator Receptacle (JRSB2044FR) & Support	EA	1	\$	\$
Rehabilitation SubTotal					\$
EMERGENCY BACK UP PUMP					
52	Reinforced Concrete Slab (poured in place)	SY	65	\$	\$
53	Emergency Backup Pump & Fuel Tank	LS	1	\$	\$
54	PVC Pipe (C900, DR-18), 6" (Pump Discharge Line)	LF	26	\$	\$
55	HDPE DR-11, 8" (Pump Suction Line)	LF	32	\$	\$
56	Ductile Iron Fittings				
56.1	4"x6" Red., DI, FLG	EA	2	\$	\$
56.2	4"x8" Red., DI, FLG	EA	1	\$	\$
56.3	6" 45 deg., DI, FLG	EA	2	\$	\$
56.4	6" 90 deg., DI, FLG	EA	1	\$	\$
56.5	8" 45 deg., DI, FLG	EA	1	\$	\$
56.6	8" 90 deg., DI, FLG	EA	1	\$	\$
56.7	8" 90 deg., DI, MJ	EA	1	\$	\$
57	Sch 80 PVC Conduit, 2"	LF	15	\$	\$
58	Level Transducer, GSX3-PP100-A49-B49-XX-C01-D49	EA	1	\$	\$
59	Permits	LS	1	\$	\$
Emergency Back-up Pump Subtotal					\$
60	Mobilization	LS	1	\$	\$
61	Miscellaneous Work & Clean Up	LS	1	\$	\$
62	Record Drawings	LS	1	\$	\$
	TOTAL BASE BID "A" - Based on Completion Time of 150 Calendar Days				\$ _____
63	CONTRACT CONTINGENCY WORK (USED ONLY WITH COUNTY APPROVAL)		10% OF TOTAL BASE BID	\$ _____	
	TOTAL OFFER FOR BID "A" with Contract Contingency - Based on Completion Time of 150 Calendar Days				\$ _____

Bidder Name: _____

Authorized Signature: _____

BID FORM

(Submit in Duplicate)

SLS N1H Rehabilitation & Emergency backup Pump
Bid "B" Based on Completion Time of 210 Calendar Days

ITEM NO.	DESCRIPTION	U/M	EST. QTY.	UNIT PRICE	EXTENDED PRICE
REHABILITATION					
1	Wetwell Cleaning	SF	1,350	\$	\$
2	Wetwell Discharge Piping, HDPE DR-11, 8"	LF	114	\$	\$
3	Pump Base Ells, BPIU.14	EA	3	\$	\$
4	Pump Base Elbow Mounting Plate	EA	3	\$	\$
5	S.S. Pipe Bracing, 12 ft dia., triplex	EA	4	\$	\$
6	PVC Stilling Well, 6"	LF	28	\$	\$
7	Replace Ex. Wetwell Top Slab	EA	1	\$	\$
8	Vent, PVC Sch 80, 6" (to odor control system)	LF	15	\$	\$
9	Aluminum Hatch Cover, (Wetwell)	EA	1	\$	\$
10	2" S.S.Pump Guide Rail System	LF	90	\$	\$
11	Complete Removal of Existing Liner	SF	1,236	\$	\$
12	Wetwell Liner, spray-on	SF	1,236	\$	\$
13	Grout Fill Ex. Drain, Abandon	EA	1	\$	\$
14	PVC Drain Line for Odor Control, 2" PVC	LF	15	\$	\$
15	Gate Valve, Flanged, 8"	EA	5	\$	\$
16	Swing Check Valve, Flanged, 8"	EA	3	\$	\$
17	Gate Valve, MJ, 12"	EA	1	\$	\$
18	Gate Valve, MJ, 2"	EA	1	\$	\$
19	PVC Pipe (C900), 12"	LF	10	\$	\$
20	Ductile Iron Pipe				
20.1	8" DI Pipe, FLG	LF	25	\$	\$
20.2	12" DI Pipe, FLG	LF	20	\$	\$
21	Ductile Iron Fittings				
21.1	4"x8" Ecc. Reducer, DI, FLG	EA	3	\$	\$
21.2	8" Tee, DI, FLG	EA	2	\$	\$
21.3	8" Cross, DI, FLG	EA	1	\$	\$
21.4	8"x12" Red. 90 Bend, DI, FLG	EA	1	\$	\$
21.5	12" 90 Bend, DI, MJ	EA	1	\$	\$
21.6	12" 45 Bend, DI, MJ	EA	1	\$	\$
22	Coupling Adapters, D.I., FLG, 12"	EA	4	\$	\$
23	Quick Coupler Adapter, male, alum., 6"	EA	1	\$	\$
24	Quick Coupler Adapter, male, alum., 2"; w/ PVC filled conc. support	EA	1	\$	\$
25	S.S. Adjustable Valve Supports, flange attachment	EA	7	\$	\$
26	Remove Existing Structure, Valve Vault	EA	1	\$	\$
27	Remove Existing Structure, Meter Vault	EA	1	\$	\$
28	Concrete Slab, Valve Assembly	SY	65	\$	\$
29	Influent Line Plug, 18"	EA	2	\$	\$
30	By-Pass Pumping	LS	1	\$	\$
31	Water Line, PE, 3/4"	LF	50	\$	\$
32	Water Line, PE, 2"	LF	45	\$	\$
33	PVC Casing, 3"	LF	40	\$	\$
34	Relocated Ex. Meter, Backflow, & Hose Bibb Assembly	LS	1	\$	\$
35	Remove & Replace Electric Meter Can	EA	1	\$	\$
36	Remove & Replace Fused Safety Switch (disconnect)	EA	1	\$	\$
37	Remove & Replace Control Panel	EA	1	\$	\$
38	TCU & Fiberglass Enclosure, DFS	EA	1	\$	\$

Bidder Name: _____

Authorized Signature: _____

BID FORM

(Submit in Duplicate)

SLS N1H Rehabilitation & Emergency backup Pump
Bid "B" Based on Completion Time of 210 Calendar Days

ITEM NO.	DESCRIPTION	U/M	EST. QTY.	UNIT PRICE	EXTENDED PRICE
39	Junction Box, 304 SS	EA	1	\$	\$
40	Remove & Replace Sch 80 PVC Conduit, 2"	LF	192	\$	\$
41	Replace Electrical Service	LF	10	\$	\$
42	Remove & Replace Electrical Mounting Structure	EA	1	\$	\$
43	Washed Shell with Weed Barrier	SY	340	\$	\$
44	Driveway, 6" thick reinf. concrete	SY	210	\$	\$
45	Concrete Repair, 2" thick	SF	700	\$	\$
46	Removable 4" Dia. Steel Bollards w/ Yellow PVC Covers	EA	4	\$	\$
47	Storm Pipe, PVC, 10"	LF	38	\$	\$
48	Concrete Storm Mitered End Section	EA	1	\$	\$
49	Emergency Shower & Eyewash, Speakman S.S. SE-1255	EA	1	\$	\$
50	Flow Meter, 8" Ultra Mag (UM06)	EA	1	\$	\$
51	Generator Receptacle (JRSB2044FR) & Support	EA	1	\$	\$
Rehabilitation SubTotal					\$
EMERGENCY BACK UP PUMP					
52	Reinforced Concrete Slab (poured in place)	SY	65	\$	\$
53	Emergency Backup Pump & Fuel Tank	LS	1	\$	\$
54	PVC Pipe (C900, DR-18), 6" (Pump Discharge Line)	LF	26	\$	\$
55	HDPE DR-11, 8" (Pump Suction Line)	LF	32	\$	\$
56	Ductile Iron Fittings				
56.1	4"x6" Red., DI, FLG	EA	2	\$	\$
56.2	4"x8" Red., DI, FLG	EA	1	\$	\$
56.3	6" 45 deg., DI, FLG	EA	2	\$	\$
56.4	6" 90 deg., DI, FLG	EA	1	\$	\$
56.5	8" 45 deg., DI, FLG	EA	1	\$	\$
56.6	8" 90 deg., DI, FLG	EA	1	\$	\$
56.7	8" 90 deg., DI, MJ	EA	1	\$	\$
57	Sch 80 PVC Conduit, 2"	LF	15	\$	\$
58	Level Transducer, GSX3-PP100-A49-B49-XX-C01-D49	EA	1	\$	\$
59	Permits	LS	1	\$	\$
Emergency Back-up Pump Subtotal					\$
60	Mobilization	LS	1	\$	\$
61	Miscellaneous Work & Clean Up	LS	1	\$	\$
62	Record Drawings	LS	1	\$	\$
	TOTAL BASE BID "B" - Based on Completion Time of 210 Calendar Days				\$ _____
63	CONTRACT CONTINGENCY WORK (USED ONLY WITH COUNTY APPROVAL)			10% OF TOTAL BASE BID	\$ _____
	TOTAL OFFER FOR BID "B" with Contract Contingency - Based on Completion Time of 210 Calendar Days				\$ _____

Bidder Name: _____

Authorized Signature: _____

ATTACHMENT A
BIDDER'S QUESTIONNAIRE
(Submit in Duplicate)

The bidder warrants the truth and accuracy of all statements and answers herein contained. (Attach additional pages if necessary.)

THIS QUESTIONNAIRE MUST BE COMPLETED AND SUBMITTED WITH YOUR BID

1. Contact Information:

FEIN #: _____
License #: _____
License Issued to: _____
Date License Issued (MM/DD/YR): _____
Company Name: _____
Physical Address: _____
City: _____ State of Incorporation: _____ Zip Code: _____
Phone Number: () _____ Fax Number: () _____
Email address: _____

2. Bidding as: an individual __; a partnership __; a corporation __; a joint venture __

3. If a partnership, list names and addresses of partners; if a corporation, list names of officers, directors, shareholders, and state of incorporation; if joint venture, list names and address of ventures' and the same if any venture are a corporation for each such corporation, partnership, or joint venture:

4. Bidder is authorized to do business in the State of Florida: ☐ Yes ☐ No

For how many years? _____

5. Your organization has been in business (under this firm's name) as a

Is this firm in bankruptcy? _____

6. Attach a list of projects where this specific type of Work was performed.

BIDDER: _____

7. Is this firm currently contemplating or in litigation? Provide summary details.

8. Have you ever been assessed liquidated damages under a contract during the past five (5) years? If so, state when, where (contact name, address and phone number) and why.

9. Have you ever failed to complete Work awarded to you? Or failed to complete projects within contract time? If so, state when, where (contact name, address, phone number) and why.

10. Have you ever been debarred or prohibited from providing a bid to a governmental entity? If yes, name the entity and describe the circumstances.

11. Will you subcontract any part of this Work? If so, describe which portion(s) and to whom.

BIDDER: _____

12. If any, list MBE/DBE (with Agreement amount) to be utilized:

13. What equipment do you own to accomplish this Work? (A listing may be attached)

14. What equipment will you purchase/rent for the Work? (Specify which)

15. List the following in connection with the surety which is providing the bond(s):

Surety's Name: _____

Address: _____

Name, address, phone number and email of surety's resident agent for service of process in Florida:

Agent's Name: _____

Address: _____

Phone: _____

Email: _____

BIDDER: _____

ATTACHMENT B
PUBLIC CONTRACTING AND ENVIRONMENTAL CRIMES CERTIFICATION

SWORN STATEMENT PURSUANT TO ARTICLE V,
MANATEE COUNTY PROCUREMENT CODE

THIS FORM MUST BE SIGNED AND SWORN TO IN THE PRESENCE OF A NOTARY PUBLIC OR OTHER OFFICIAL AUTHORIZED TO ADMINISTER OATHS.

This sworn statement is submitted to the Manatee County Board of County Commissioners by

[Print individual's name and title]

_____ for _____ [Print name of entity submitting sworn statement]

whose business address is _____

and (if applicable) its Federal Employer Identification Number (FEIN) is _____. If the entity has no FEIN, include the Social Security Number of the individual signing this sworn statement: _____.

I understand that no person or entity shall be awarded or receive an Owner's Agreement for public improvements, procurement of goods or services (including professional services) or an Owner's lease, franchise, concession or management agreement, or shall receive a grant of Owner's monies unless such person or entity has submitted a written certification to Owner that it has not:

(1) been convicted of bribery or attempting to bribe a public officer or employee of Manatee County, the State of Florida, or any other public entity, including, but not limited to the Government of the United States, any state, or any local government authority in the United States, in that officer's or employee's official capacity; or

(2) been convicted of an agreement or collusion among bidders or prospective bidders in restraint of freedom of competition, by agreement to bid a fixed price, or otherwise; or

(3) been convicted of a violation of an environmental law that, in the sole opinion of Owner's Purchasing Official, reflects negatively upon the ability of the person or entity to conduct business in a responsible manner; or

(4) made an admission of guilt of such conduct described in items (1), (2) or (3) above, which is a matter of record, but has not been prosecuted for such conduct, or has made an admission of guilt of such conduct, which is a matter of record, pursuant to formal prosecution. An admission of guilt shall be construed to include a plea of nolo contendere; or

(5) where an officer, official, agent or employee of a business entity has been convicted of or has admitted guilt to any of the crimes set forth above on behalf of such an entity and pursuant to the direction or authorization of an official thereof (including the person committing the offense, if he is an official of the business entity), the business shall be chargeable with the conduct herein above set forth. A business entity shall be chargeable with the conduct of an affiliated entity, whether wholly owned, partially owned, or one which has common ownership or a common Board of Directors. For purposes of this Form, business entities are affiliated if, directly or indirectly, one business entity controls or has the power to control another business entity, or if an individual or group of individuals controls or has the power to control both entities. Indicia of control shall include, without limitation, interlocking management or ownership, identity of interests among family members, shared organization of a business entity following the ineligibility of a business entity under this Article, or using substantially the same management, ownership or principles as the ineligible entity.

ATTACHMENT B

PUBLIC CONTRACTING AND ENVIRONMENTAL CRIMES CERTIFICATION

(Continued)

Any person or entity who claims that this Article is inapplicable to him/her/it because a conviction or judgment has been reversed by a court of competent jurisdiction shall prove the same with documentation satisfactory to Owner's Purchasing Official. Upon presentation of such satisfactory proof, the person or entity shall be allowed to contract with Owner.

I UNDERSTAND THAT THE SUBMISSION OF THIS FORM TO THE CONTRACTING OFFICER FOR MANATEE COUNTY IS VALID THROUGH DECEMBER 31 OF THE CALENDAR YEAR IN WHICH IT IS FILED. I ALSO UNDERSTAND THAT ANY AGREEMENT OR BUSINESS TRANSACTION SHALL PROVIDE FOR SUSPENSION OF PAYMENTS, OR TERMINATION, OR BOTH, IF THE CONTRACTING OFFICER OR COUNTY ADMINISTRATOR DETERMINES THAT **SUCH PERSON OR ENTITY HAS MADE FALSE CERTIFICATION.**

[Signature]

STATE OF FLORIDA
COUNTY OF _____

Sworn to and subscribed before me this ____ day of _____, 20____ by _____

Personally known _____ OR Produced identification _____
[Type of identification]

Notary Public Signature

My commission expires _____

[Print, type or stamp Commissioned name of Notary Public]

Signatory Requirement - In the case of a business entity other than a partnership or a corporation, this affidavit shall be executed by an authorized agent of the entity. In the case of a partnership, this affidavit shall be executed by the general partner(s). In the case of a corporation, this affidavit shall be executed by the corporate president.

ATTACHMENT C
SWORN STATEMENT
THE FLORIDA TRENCH SAFETY ACT

THIS FORM MUST BE SIGNED IN THE PRESENCE OF A NOTARY PUBLIC OR BY AN OFFICER AUTHORIZED TO ADMINISTER OATHS.

1. This Sworn Statement is submitted with **IFB 17-1514CB**
2. This Sworn Statement is submitted by _____ whose business address is _____ and, if applicable, its Federal Employer Identification Number (FEIN) is _____. If the entity has no FEIN, include the Social Security Number of the individual signing this sworn statement _____.
3. Name of individual signing this Sworn Statement is: _____,
Whose relationship to the above entity is: _____.
4. The Trench Safety Standards that will be in effect during the construction of this project shall include, but are not limited to: Laws of Florida, Chapters 90-96, TRENCH SAFETY ACT, and OSHA RULES AND REGULATIONS 29 CFR 1926.650 Subpart P, effective October 1, 1990.
5. The undersigned assures that the entity will comply with the applicable Trench Safety Standards and agrees to indemnify and hold harmless Owner and Engineer, and any of their agents or employees from any claims arising from the failure to comply with said standard.
6. The undersigned has appropriated the following costs for compliance with the applicable standards:

Trench Safety Measure (Description)	Units of Measure (LF, SY)	Unit Quantity	Unit Cost	Extended Cost
a. _____	_____	_____	\$ _____	_____
b. _____	_____	_____	\$ _____	_____
c. _____	_____	_____	\$ _____	_____
d. _____	_____	_____	\$ _____	_____

7. The undersigned intends to comply with these standards by instituting the following procedures:

THE UNDERSIGNED, in submitting this bid, represents that they have reviewed and considered all available geotechnical information and made such other investigations and tests as they may deem necessary to adequately design the trench safety system(s) to be utilized on this project.

(AUTHORIZED SIGNATURE / TITLE)

SWORN to and subscribed before me this _____ day of _____, 20____.

(Impress official seal)

Notary Public, State of Florida: _____

My commission expires: _____



Angelina M. Colonnese

CLERK OF THE CIRCUIT COURT AND COMPTROLLER OF MANATEE COUNTY

1115 Manatee Avenue West, Bradenton, Florida 34205 - Phone (941) 749-1800 – Fax (941) 741-4082
P.O. Box 25400, Bradenton, Florida 34206 - www.manateeclerk.com

ATTACHMENT D: E PAYABLES APPLICATION

Company name_____

Contact person_____

Phone number_____

Email Address_____

FINANCE USE ONLY

Open orders: YES or NO

PEID _____

CREATE DATE _____

CONFIRMED WITH _____

Name and phone number

IFAS _____

BANK _____

INITIALS _____

Return completed form to:

Via email to: lori.bryan@manateeclerk.com

Via fax to: (941) 741-4011

Via mail:

PO Box 1000

Bradenton, FL 34206

Revised: September 30, 2015

“Pride in Service with a Vision to the Future”

Clerk of the Circuit Court – Clerk of Board of County Commissioners – County Comptroller – Auditor and Recorder

Attachment E
VENDOR CERTIFICATION REGARDING
SCRUTINIZED COMPANIES LISTS

I am an agent authorized by the company responding to this solicitation to make the following certification: I hereby certify that the company has reviewed Florida Statutes § 287.135, and that after such review, the company is not prohibited by the terms of that statute from entering into an agreement with Manatee County for the commodities and/or services which are the subject of this solicitation. I further acknowledge that my submission of a false certification may subject me and/or my company to civil penalties, attorney's fees, and/or costs.

Vendor Name:_____

Vendor FEIN:_____

Address:_____

City:_____ State:_____ Zip:_____

Certified by:_____

Who is authorized to sign on behalf of the company listed above.

Authorized Signature:_____

Print
Name:_____

Title:_____

Date:_____

CONTRACT DOCUMENTS

FOR

SATELLITE LIFT STATION N1H (RTU 513)
REHABILITATION & EMERGENCY BACKUP PUMP

PROJECT # 402-5138380

April 2017
Rev. 6/29/17

PROJECT OWNER:

County of Manatee, Florida
c/o Manatee County Purchasing Division
1112 Manatee Avenue West
Bradenton, Florida 34205
(941) 748-4501

PREPARED BY:

Engineering Division
Manatee County Public Works Department
1022 26th Avenue East
Bradenton, Florida 34208
(941) 708-7450

INFRASTRUCTURE ENGINEERING STANDARD SPECIFICATIONS

DIVISION 1	GENERAL REQUIREMENTS	4
SECTION 01005	GENERAL REQUIREMENTS	4
SECTION 01010	SUMMARY OF WORK	15
SECTION 01015	CONTROL OF WORK	17
SECTION 01030	SPECIAL PROJECT PROCEDURES	21
SECTION 01045	CUTTING AND PATCHING	25
SECTION 01050	FIELD ENGINEERING AND SURVEYING	27
SECTION 01090	REFERENCE STANDARDS	28
SECTION 01150	MEASUREMENT AND PAYMENT	31
SECTION 01152	REQUESTS FOR PAYMENT	45
SECTION 01153	CHANGE ORDER PROCEDURES	46
SECTION 01200	PROJECT MEETINGS	49
SECTION 01310	CONSTRUCTION SCHEDULE & PROJECT RESTRAINTS	51
SECTION 01340	SHOP DRAWINGS, PROJECT DATA AND SAMPLES	56
SECTION 01370	SCHEDULE OF VALUES	61
SECTION 01380	CONSTRUCTION PHOTOGRAPHS	62
SECTION 01410	TESTING AND TESTING LABORATORY SERVICES	64
SECTION 01510	TEMPORARY AND PERMANENT UTILITIES	66
SECTION 01600	MATERIAL AND EQUIPMENT	68
SECTION 01620	STORAGE AND PROTECTION	70
SECTION 01700	CONTRACT CLOSEOUT	72
SECTION 01710	CLEANING	75
SECTION 01720	PROJECT RECORD DOCUMENTS	77
SECTION 01730	OPERATING AND MAINTENANCE DATA	80
SECTION 01740	WARRANTIES AND BONDS	83
DIVISION 2	SITE WORK	85
SECTION 02064	MODIFICATIONS TO EXISTING STRUCTURES, PIPING AND EQUIPMENT	85
SECTION 02100	SITE PREPARATION	90
SECTION 02220	EXCAVATION, BACKFILL, FILL AND GRADING FOR STRUCTURES	92
SECTION 02221	TRENCHING, BEDDING AND BACKFILL FOR PIPE	96
SECTION 02223	EXCAVATION BELOW GRADE AND CRUSHED STONE OR SHELL REFILL	102
SECTION 02260	FINISH GRADING	103
SECTION 02276	TEMPORARY EROSION AND SEDIMENTATION CONTROL	105
SECTION 02615	DUCTILE IRON PIPE AND FITTINGS	107
SECTION 02617	INSTALLATION AND TESTING OF PRESSURE PIPE	110
SECTION 02620	POLYETHYLENE (HDPE) PIPE AND FITTING	114
SECTION 02622	POLYVINYL CHLORIDE (PVC) PIPE AND FITTINGS (AWWA SPECIFICATIONS C-900 & C-905)	116
SECTION 02640	VALVES AND APPURTENANCES	120
SECTION 02720	SANITARY SEWER BYPASS PUMPING	136
DIVISION 3	CONCRETE	139
SECTION 03200	CONCRETE REINFORCEMENT	139
SECTION 03300	CAST-IN-PLACE CONCRETE	142
SECTION 03350	CONCRETE FINISHES	147
SECTION 03410	PRECAST CONCRETE STRUCTURES	150
DIVISION 9	PAINTING	158
SECTION 09970	SURFACE PROTECTION SPRAY SYSTEM	158
DIVISION 11	EQUIPMENT	164
SECTION 11215	DIESEL BACKUP PUMP	164
DIVISION 13	SPECIAL CONSTRUCTION	174
SECTION 13350	LIFT STATION REHABILITATION	174

SECTION 13350A	WET WELL CLEANING	177
DIVISION 16	ELECTRICAL	179
SECTION 16050	ELECTRICAL - GENERAL PROVISIONS	179
SECTION 16110	CONDUITS AND FITTINGS	183
SECTION 16120	WIRES AND CABLES	187
SECTION 16450	GROUNDING	191

This specification includes by reference the Manatee County Public Works Standards, Part I Utilities Standards Manual approved June 2015.

DIVISION 1 GENERAL REQUIREMENTS

SECTION 01005 GENERAL REQUIREMENTS

PART 1 GENERAL

1.01 SCOPE AND INTENT

A. Description

The work to be done consists of the furnishing of all labor, materials and equipment, and the performance of all work included in this Contract.

B. Work Included

The Contractor shall furnish all labor, superintendence, materials, plant, power, light, heat, fuel, water, tools, appliances, equipment, supplies, shop drawings, working drawings and other means of construction necessary or proper for performing and completing the work. He shall obtain and pay for all required permits necessary for the work, other than those permits such as the DEP permit and railroad permit, which may have already been obtained. He shall perform and complete the work in the manner best calculated to promote rapid construction consistent with safety of life and property and to the satisfaction of the County, and in strict accordance with the Contract Documents. The Contractor shall clean up the work and maintain it during and after construction, until accepted, and shall do all work and pay all incidental costs. He shall repair or restore all structures and property that may be damaged or disturbed during performance of the work.

The cost of incidental work described in these General Requirements, for which there are no specific Contract Items, shall be considered as part of the general cost of doing the work and shall be included in the prices for the various Contract Items. No additional payment will be made.

The Contractor shall be solely responsible for the adequacy of his workmanship, materials and equipment.

C. Public Utility Installations and Structures

Public utility installations and structures shall be understood to include all poles, tracks, pipes, wires, conduits, house service connections, vaults, manholes and all other appurtenances and facilities pertaining thereto.

The Contractor shall protect all installations and structures from damage during the work. Access across any buried public utility installation or structure shall be made only in such locations and by means approved by the County. All required protective devices and construction shall be provided by the Contractor at his expense. All existing public utilities damaged by the Contractor, which are shown on the Plans or have been located in the field by the utility, shall be repaired by the Contractor, at his expense, as approved by the County. No separate payment shall be made for such protection or repairs to public utility installations or structures.

Public utility installations or structures owned or controlled by the County or other governmental body, which are required by this contract to be removed, relocated, replaced

or rebuilt by the Contractor not identified in any separate bid item shall be considered as a part of the general cost of doing the work and shall be included in the prices bid for the various contract items. No separate payment shall be made.

Where public utility installations or structures owned or controlled by the County or other governmental body are encountered during the course of the work, and are not indicated on the Plans or in the Specifications, and when, in the opinion of the County, removal, relocation, replacement or rebuilding is necessary to complete the work under this Contract, such work shall be accomplished by the utility having jurisdiction, or such work may be ordered, in writing by the County, for the contractor to accomplish. If such work is accomplished by the utility having jurisdiction, it will be carried out expeditiously and the Contractor shall give full cooperation to permit the utility to complete the removal, relocation, replacement or rebuilding as required. If such work is accomplished by the Contractor, it will be in accordance with the General and Supplemental General Conditions.

The Contractor shall give written notice to County and other governmental utility departments and other owners of public utilities of the location of his proposed construction operations, at least forty-eight hours in advance of breaking ground in any area or on any unit of the work. This can be accomplished by making the appropriate contact with the "Sunshine State One-Call of Florida, Inc. Call Center ("Call Sunshine") and per all requirements provided for in the Florida Underground Facilities Damage Prevention and Safety Act (Florida Statutes, Title XXXIII, Chapter 556).

The maintenance, repair, removal, relocation or rebuilding of public utility installations and structures, when accomplished by the Contractor as herein provided, shall be done by methods approved by the County.

1.02 PLANS AND SPECIFICATIONS

A. Plans

When obtaining data and information from the Plans, figures shall be used in preference to scaled dimensions, and large-scale drawings in preference to small-scale drawings.

B. Copies Furnished to Contractor

The Contractor shall furnish each of the subcontractors, manufacturers, and material men such copies of the Contract Documents as may be required for their work. Additional copies of the Plans and Specifications, when requested, may be furnished to the Contractor at cost of reproduction.

C. Supplementary Drawings

When, in the opinion of the County, it becomes necessary to explain more fully the work to be done or to illustrate the work further or to show any changes which may be required, drawings known as Supplementary Drawings, with specifications pertaining thereto, will be prepared by the County and five paper prints thereof will be given to the Contractor.

D. Contractor to Check Plans and Data

The Contractor shall verify all dimensions, quantities and details shown on the Plans, Supplementary Drawings, Schedules, Specifications or other data received from the County, and shall notify him of all errors, omissions, conflicts, and discrepancies found

therein. Failure to discover or correct errors, conflicts or discrepancies shall not relieve the Contractor of full responsibility for unsatisfactory work, faulty construction or improper operation resulting therefrom nor from rectifying such conditions at his own expense. He will not be allowed to take advantage of any errors or omissions, as full instructions will be furnished by the County, should such errors or omissions be discovered. All schedules are given for the convenience of the County and the Contractor and are not guaranteed to be complete. The Contractor shall assume all responsibility for the making of estimates of the size, kind, and quality of materials and equipment included in work to be done under the Contract.

E. Specifications

The Technical Specifications consist of three parts: General, Products and Execution. The General Section contains General Requirements which govern the work. Products and Execution modify and supplement these by detailed requirements for the work and shall always govern whenever there appears to be a conflict.

F. Intent

All work called for in the Specifications applicable to this Contract, but not shown on the Plans in their present form, or vice versa, shall be of like effect as if shown or mentioned in both. Work not specified in either the Plans or in the Specifications, but involved in carrying out their intent or in the complete and proper execution of the work, is required and shall be performed by the Contractor as though it were specifically delineated or described.

The apparent silence of the Specifications as to any detail, or the apparent omission from them of a detailed description concerning any work to be done and materials to be furnished, shall be regarded as meaning that only the best general practice is to prevail and that only material and workmanship of the best quality is to be used, and interpretation of these Specifications shall be made upon that basis.

The inclusion of the Related Requirements (or work specified elsewhere) in the General part of the specifications is only for the convenience of the Contractor, and shall not be interpreted as a complete list of related Specification Sections.

1.03 MATERIALS AND EQUIPMENT

A. Manufacturer

All transactions with the manufacturers or subcontractors shall be through the Contractor, unless the Contractor shall request, in writing to the County, that the manufacturer or subcontractor deal directly with the County. Any such transactions shall not in any way release the Contractor from his full responsibility under this Contract.

Any two or more pieces or material or equipment of the same kind, type or classification, and being used for identical types of services, shall be made by the same manufacturer.

B. Delivery

The Contractor shall deliver materials in ample quantities to insure the most speedy and uninterrupted progress of the work so as to complete the work within the allotted time. The

Contractor shall also coordinate deliveries in order to avoid delay in, or impediment of, the progress of the work of any related Contractor.

C. Tools and Accessories

The Contractor shall, unless otherwise stated in the Contract Documents, furnish with each type, kind or size of equipment, one complete set of suitably marked high grade special tools and appliances which may be needed to adjust, operate, maintain or repair the equipment. Such tools and appliances shall be furnished in approved painted steel cases, properly labeled and equipped with good grade cylinder locks and duplicate keys.

Spare parts shall be furnished as specified.

Each piece of equipment shall be provided with a substantial nameplate, securely fastened in place and clearly inscribed with the manufacturer's name, year of manufacture, serial number, weight and principal rating data.

D. Installation of Equipment.

The Contractor shall have on hand sufficient proper equipment and machinery of ample capacity to facilitate the work and to handle all emergencies normally encountered in work of this character.

Equipment shall be erected in a neat and workmanlike manner on the foundations at the locations and elevations shown on the Plans, unless directed otherwise by the County during installation. All equipment shall be correctly aligned, leveled and adjusted for satisfactory operation and shall be installed so that proper and necessary connections can be made readily between the various units.

The Contractor shall furnish, install and protect all necessary anchor and attachment bolts and all other appurtenances needed for the installation of the devices included in the equipment specified. Anchor bolts shall be as approved by the County and made of ample size and strength for the purpose intended. Substantial templates and working drawings for installation shall be furnished.

The Contractor shall furnish all materials and labor for, and shall properly bed in non-shrink grout, each piece of equipment on its supporting base that rests on masonry foundations.

Grout shall completely fill the space between the equipment base and the foundation. All metal surfaces coming in contact with concrete or grout shall receive a coat of coal tar epoxy equal to Koppers 300M or provide a 1/32-inch neoprene gasket between the metal surface and the concrete or grout.

E. Service of Manufacturer's Engineer

The Contract prices for equipment shall include the cost of furnishing (as required by equipment specifications sections) a competent and experienced engineer or superintendent who shall represent the manufacturer and shall assist the Contractor, when required, to install, adjust, test and place in operation the equipment in conformity with the Contract Documents. After the equipment is placed in permanent operation by the County, such engineer or superintendent shall make all adjustments and tests required by the County to prove that such equipment is in proper and satisfactory operating condition, and

shall instruct such personnel as may be designated by the County in the proper operation and maintenance of such equipment.

1.04 INSPECTION AND TESTING

A. General

Inspection and testing of materials will be performed by the County unless otherwise specified.

For tests specified to be made by the Contractor, the testing personnel shall make the necessary inspections and tests and the reports thereof shall be in such form as will facilitate checking to determine compliance with the Contract Documents. Three (3) copies of the reports shall be submitted and authoritative certification thereof must be furnished to the County as a prerequisite for the acceptance of any material or equipment.

If, in the making of any test of any material or equipment, it is ascertained by the County that the material or equipment does not comply with the Contract, the Contractor will be notified thereof and he will be directed to refrain from delivering said material or equipment, or to remove it promptly from the site or from the work and replace it with acceptable material, without cost to the County.

Tests of electrical and mechanical equipment and appliances shall be conducted in accordance with recognized test codes of the ANSI, ASME, or the IEEE, except as may otherwise be stated herein.

The Contractor shall be fully responsible for the proper operation of equipment during tests and instruction periods and shall neither have nor make any claim for damage which may occur to equipment prior to the time when the County formally takes over the operation thereof.

B. Costs

All inspection and testing of materials furnished under this Contract will be performed by the County or duly authorized inspection engineers or inspections bureaus without cost to the Contractor, unless otherwise expressly specified.

The cost of shop and field tests of equipment and of certain other tests specifically called for in the Contract Documents shall be borne by the Contractor and such costs shall be deemed to be included in the Contract price.

Materials and equipment submitted by the Contractor as the equivalent to those specifically named in the Contract may be tested by the County for compliance. The Contractor shall reimburse the County for the expenditures incurred in making such tests on materials and equipment which are rejected for non-compliance.

C. Inspections of Materials

The Contractor shall give notice in writing to the County, at least two weeks in advance of his intention to commence the manufacture or preparation of materials especially manufactured or prepared for use in or as part of the permanent construction. Such notice

shall contain a request for inspection, the date of commencement and the expected date of completion of the manufacture or preparation of materials. Upon receipt of such notice, the County will arrange to have a representative present at such times during the manufacture as may be necessary to inspect the materials or he will notify the Contractor that the inspection will be made at a point other than the point of manufacture, or he will notify the Contractor that inspection will be waived. The Contractor must comply with these provisions before shipping any material. Such inspection shall not release the Contractor from the responsibility for furnishing materials meeting the requirements of the Contract Documents.

D. Certificate of Manufacture

When inspection is waived or when the County so requires, the Contractor shall furnish to him authoritative evidence in the form of Certificates of Manufacture that the materials to be used in the work have been manufactured and tested in conformity with the Contract Documents. These certificates shall be notarized and shall include copies of the results of physical tests and chemical analyses, where necessary, that have been made directly on the product or on similar products of the manufacturer.

E. Shop Tests of Operating Equipment

Each piece of equipment for which pressure, duty, capacity, rating, efficiency, performance, function or special requirements are specified shall be tested in the shop of the maker in a manner which shall conclusively prove that its characteristics comply fully with the requirements of the Contract Documents. No such equipment shall be shipped to the work until the County notifies the Contractor, in writing, that the results of such tests are acceptable.

The cost of shop tests and of furnishing manufacturer's preliminary and shop test data of operating equipment shall be borne by the Contractor.

F. Preliminary Field Tests

As soon as conditions permit, the Contractor shall furnish all labor, materials, and instruments and shall make preliminary field tests of equipment. If the preliminary field tests disclose any equipment furnished under this Contract which does not comply with the requirements of the Contract Documents, the Contractor shall, prior to the acceptance tests, make all changes, adjustments and replacements required. The furnishing Contractor shall assist in the preliminary field tests as applicable.

G. Final Field Tests

Upon completion of the work and prior to final payment, all equipment and piping installed under this Contract shall be subjected to acceptance tests as specified or required to prove compliance with the Contract Documents.

The Contractor shall furnish labor, fuel, energy, water and all other materials, equipment and instruments necessary for all acceptance tests, at no additional cost to the County. The Supplier shall assist in the final field tests as applicable.

H. Failure of Tests

Any defects in the materials and equipment or their failure to meet the tests, guarantees or requirements of the Contract Documents shall be promptly corrected by the Contractor. The

decision of the County as to whether or not the Contractor has fulfilled his obligations under the Contract shall be final and conclusive. If the Contractor fails to make these corrections or if the improved materials and equipment, when tested, shall again fail to meet the guarantees of specified requirements, the County, notwithstanding its partial payment for work, and materials and equipment, may reject the materials and equipment and may order the Contractor to remove them from the site at his own expense.

In case the County rejects any materials and equipment, then the Contractor shall replace the rejected materials and equipment within a reasonable time. If he fails to do so, the County may, after the expiration of a period of thirty (30) calendar days after giving him notice in writing, proceed to replace such rejected materials and equipment, and the cost thereof shall be deducted from any compensation due or which may become due the Contractor under his Contract.

I. Final Inspection

During such final inspections, the work shall be clean and free from water. In no case will the final pay application be prepared until the Contractor has complied with all requirements set forth and the County has made his final inspection of the entire work and is satisfied that the entire work is properly and satisfactorily constructed in accordance with the requirements of the Contract Document.

1.05 TEMPORARY STRUCTURES

A. Temporary Fences

If, during the course of the work, it is necessary to remove or disturb any fence or part thereof, the Contractor shall, at his own expense, if so ordered by the County, provide a suitable temporary fence which shall be maintained until the permanent fence is replaced. The County shall be solely responsible for the determination of the necessity for providing a temporary fence and the type of temporary fence to be used.

1.06 TEMPORARY SERVICES

A. First Aid

The Contractor shall keep upon the site, at each location where work is in progress, a completely equipped first aid kit and shall provide ready access thereto at all times when people are employed on the work.

1.07 LINES AND GRADES

A. Grade

All work under this Contract shall be constructed in accordance with the lines and grades shown on the Plans, or as given by the County. The full responsibility for keeping alignment and grade shall rest upon the Contractor.

B. Safeguarding Marks

The Contractor shall safeguard all points, stakes, grade marks, monuments and bench marks made or established on the work, bear the cost of reestablishing them if disturbed, and bear the entire expense of rectifying work improperly installed due to not maintaining or protecting or removing without authorization such established points, stakes and marks.

The Contractor shall safeguard all existing and known property corners, monuments and marks adjacent to but not related to the work and, if required, shall bear the cost of reestablishing them if disturbed or destroyed.

C. Datum Plane

All elevations indicated or specified refer to the Mean Sea Level Datum of the NGVD 1929 Datum and/or NAVD 1988.

1.08 ADJACENT STRUCTURES AND LANDSCAPING

A. Responsibility

The Contractor shall also be entirely responsible and liable for all damage or injury as a result of his operations to all other adjacent public and private property, structures of any kind and appurtenances thereto met with during the progress of the work. The cost of protection, replacement in their original locations and conditions or payment of damages for injuries to such adjacent public and private property and structures affected by the work, whether or not shown on the Plans, and the removal, relocation and reconstruction of such items called for on the Plans or specified shall be included in the various Contract Items and no separate payments will be made therefore. Where such public and private property, structures of any kind and appurtenances thereto are not shown on the Plans and when, in the opinion of the County, additional work is deemed necessary to avoid interference with the work, payment therefore will be made as provided for in the General Conditions.

Contractor is expressly advised that the protection of buildings, structures, tunnels, tanks, pipelines, etc. and related work adjacent and in the vicinity of his operations, wherever they may be, is solely his responsibility. Conditional inspection of buildings or structures in the immediate vicinity of the project which may reasonably be expected to be affected by the Work shall be performed by and be the responsibility of the Contractor.

Contractor shall, before starting operations, make an examination of the interior and exterior of the adjacent structures, buildings, facilities, etc., and record by notes, measurements, photographs, etc., conditions which might be aggravated by open excavation and construction. Repairs or replacement of all conditions disturbed by the construction shall be made to the satisfaction of the County. This does not preclude conforming to the requirements of the insurance underwriters. Copies of surveys, photographs, reports, etc., shall be given to the County.

Prior to the beginning of any excavations, the Contractor shall advise the County of all buildings or structures on which he intends to perform work or which performance of the project work will affect.

B. Protection of Trees

1. All trees and shrubs shall be adequately protected by the Contractor with boxes and otherwise and in accordance with ordinances governing the protection of trees. No

excavated materials shall be placed so as to injure such trees or shrubs. Trees or shrubs destroyed by negligence of the Contractor or his employees shall be replaced by him with new stock of similar size and age, at the proper season and at the sole expense of the Contractor.

2. Beneath trees or other surface structures, where possible, pipelines may be built in short tunnels, backfilled with excavated materials, except as otherwise specified, or the trees or structures carefully supported and protected from damage.
3. The County may order the Contractor, for the convenience of the County, to remove trees along the line or trench excavation. If so ordered, the County will obtain any permits required for removal of trees. Such tree removal ordered shall be paid for under the appropriate Contract Items.

C. Lawn Areas

Lawn areas shall be left in as good condition as before the starting of the work. Where sod is to be removed, it shall be carefully removed, and later replaced, or the area where sod has been removed shall be restored with new sod.

D. Restoration of Fences

Any fence, or part thereof, that is damaged or removed during the course of the work shall be replaced or repaired by the Contractor and shall be left in as good a condition as before the starting of the work. The manner in which the fence is repaired or replaced and the materials used in such work shall be subject to the approval of the County. The cost of all labor, materials, equipment, and work for the replacement or repair of any fence shall be deemed included in the appropriate Contract Item or items, or if no specific Item is provided therefore, as part of the overhead cost of the work, and no additional payment will be made therefore.

1.09 PROTECTION OF WORK AND PUBLIC

A. Barriers and Lights

During the prosecution of the work, the Contractor shall put up and maintain at all times such barriers and lights as will effectually prevent accidents. The Contractor shall provide suitable barricades, red lights, "danger" or "caution" or "street closed" signs and watchmen at all places where the work causes obstructions to the normal traffic or constitutes in any way a hazard to the public, in accordance with state and local requirements.

B. Smoke Prevention

A strict compliance with ordinances regulating the production and emission of smoke will be required. No open fires will be permitted.

C. Noise

The Contractor shall eliminate noise to as great an extent as practicable at all times. Air compressing plants shall be equipped with silencers and the exhaust of all engines or other power equipment shall be provided with mufflers. In the vicinity of hospitals and schools, special care shall be used to avoid noise or other nuisances. The Contractor shall strictly observe all local regulations and ordinances covering noise control.

D. Access to Public Services

Neither the materials excavated nor the materials or plant used in the construction of the work shall be so placed as to prevent free access to all fire hydrants, valves or manholes.

E. Dust prevention

The Contractor shall prevent dust nuisance from his operations or from traffic by keeping the roads and/or construction areas sprinkled with water at all times.

1.10 CUTTING AND PATCHING

The Contractor shall do all cutting, fitting or patching of his portion of the work that may be required to make the several parts thereof join and coordinate in a manner satisfactory to the County and in accordance with the Plans and Specifications. The work must be done by competent workmen skilled in the trade required by the restoration.

1.11 CLEANING

A. During Construction

During construction of the work, the Contractor shall, at all times, keep the site of the work and adjacent premises as free from material, debris and rubbish as is practicable and shall remove the same from any portion of the site if, in the opinion of the County, such material, debris, or rubbish constitutes a nuisance or is objectionable. The Contractor shall remove from the site all of his surplus materials and temporary structures when no further need therefore develops.

B. Final Cleaning

At the conclusion of the work, all equipment, tools, temporary structures and materials belonging to the Contractor shall be promptly taken away, and he shall remove and promptly dispose of all water, dirt, rubbish or any other foreign substances.

The Contractor shall thoroughly clean all equipment and materials installed by him and shall deliver such materials and equipment undamaged in a bright, clean, polished and new operating condition.

1.12 MISCELLANEOUS

A. Protection Against Siltation and Bank Erosion

1. The Contractor shall arrange his operations to minimize siltation and bank erosion on construction sites and on existing or proposed water courses and drainage ditches.
2. The Contractor, at his own expense, shall remove any siltation deposits and correct any erosion problems as directed by the County which results from his construction operations.

B. Protection of Wetland Areas

The Contractor shall properly dispose of all surplus material, including soil, in accordance with Local, State and Federal regulations. Under no circumstances shall surplus material be disposed of in wetland areas as defined by the Florida Department of Environmental Protection or Southwest Florida Water Management District.

C. Existing Facilities

The work shall be so conducted to maintain existing facilities in operation insofar as is possible. Requirements and schedules of operations for maintaining existing facilities in service during construction shall be as described in the Special Provisions.

D. Use of Chemicals

All chemicals used during project construction or furnished for project operation, whether herbicide, pesticide, disinfectant, polymer, reactant, or of other classification, must show approval of either EPA or USDA. Use of all such chemicals and disposal of residues shall be in strict conformance with instructions.

PART 2 PRODUCTS (NOT USED)

PART 3 EXECUTION (NOT USED)

END OF SECTION

SECTION 01010 SUMMARY OF WORK

PART 1 GENERAL

1.01 WORK COVERED BY CONTRACT DOCUMENTS/REQUIREMENTS INCLUDED

- A. The work included in this contract consists of the two major components;

Rehabilitation of existing sewage lift stations, which consists of, but not limited to, by-pass pumping, replacement of control panels, safety switches (disconnects), meter cans, discharge piping, fittings, valves, check valves, flow meter, guide rails, pipe bracing, base ells, mounting plates, wet well cleaning, wet well lining, wet well top replacement, removal of the valve vault, relocation of the water service/hose bibb, and install new or relocation of the existing storm pipe and ditch top of bank.

Installation of an emergency back-up pump, which consists of, but not limited to, furnishing and installing an above-ground stand alone complete package back-up diesel pump and all other auxiliary components for emergency pumping capabilities. The Contractor shall provide, but is not limited to, all labor, by-pass pump, suction and discharge piping from the wet well to the force main, all connection fittings, valves, reinforced concrete slab, and all appurtenances indicated in the drawings; and shall include all other items, materials, testing and incidentals necessary to complete this project, in accordance with these Specifications, ready for approval and acceptance by the County

- B. The Contractor shall furnish all shop drawings, working drawings, labor, materials, equipment, tools, services and incidentals necessary to complete all work required by these Specifications and as shown on the Contract Drawings.
- C. The Contractor shall perform the work complete, in place and ready for continuous service and shall include any repairs, replacements, and/or restoration required as a result of damages caused prior to acceptance by the County.
- D. The Contractor shall furnish and install all materials, equipment and labor which is reasonably and properly inferable and necessary for the proper completion of the work, whether specifically indicated in the Contract Documents or not.

1.02 CONTRACTS

Construct all the Work under a single contract.

1.03 WORK SEQUENCE

- A. All work done under this Contract shall be done with a minimum of inconvenience to the users of the system or facility. The Contractor shall coordinate his work with private property owners such that existing utility services are maintained to all users to the maximum extent possible.
- B. The Contractor shall, if necessary and feasible, construct the work in stages to accommodate the County's use of the premises during the construction period; coordinate the construction schedule and operations with the County's Representative.
- C. The Contractor shall, where feasible, construct the Work in stages to provide for public convenience and not close off public use of any facility until completion of construction to

provide alternative usage.

1.04 CONSTRUCTION AREAS

- A. The Contractor shall: Limit his use of the construction areas for work and for storage, to allow for:
 - 1. Work by other Contractors.
 - 2. County's Use.
 - 3. Public Use.
- B. Coordinate use of work site under direction of County's Representative.
- C. Assume full responsibility for the protection and safekeeping of products under this Contract, stored on the site.
- D. Move any stored products under the Contractor's control, which interfere with operations of the County or separate contractor.
- E. Obtain and pay for the use of additional storage of work areas needed for Contractor operations.

1.05 COUNTY OCCUPANCY

- A. It is assumed that portions of the Work will be completed prior to completion of the entire Work. Upon completion of construction of each individual facility, including testing, if the County, at its sole discretion, desires to accept the individual facility, the Contractor will be issued a dated certificate of completion and acceptance for each individual facility. The County will assume ownership and begin operation of the individual facility on that date and the three-year guaranty period shall commence on that date. The County has the option of not accepting the entire work as a whole until it is completed, tested and approved by the County.

1.06 PARTIAL COUNTY OCCUPANCY

The Contractor shall schedule his operations for completion of portions of the Work, as designated, for the County's occupancy prior to substantial completion of the entire work.

PART 2 PRODUCTS (NOT USED)

PART 3 EXECUTION (NOT USED)

END OF SECTION

SECTION 01015 CONTROL OF WORK

PART 1 GENERAL

1.01 WORK PROGRESS

The Contractor shall furnish personnel and equipment which will be efficient, appropriate and adequately sized to secure a satisfactory quality of work and a rate of progress which will insure the completion of the work within the time stipulated in the Contract. If at any time such personnel appears to the County to be inefficient, inappropriate, or insufficient for securing the quality of work required for producing the rate of progress aforesaid, he may order the Contractor to increase the efficiency, change the character, or increase the personnel and equipment and the Contractor shall conform to such order. Failure of the County to give such order shall in no way relieve the Contractor of his obligations to secure the quality of the work and rate of progress required.

1.02 PRIVATE LAND

The Contractor shall not enter or occupy private land outside of easements, except by permission of the affected property owner.

1.03 WORK LOCATIONS

Work shall be located substantially as indicated on the drawings, but the County reserves the right to make such modifications in locations as may be found desirable to avoid interference with existing structures or for other reasons.

1.04 OPEN EXCAVATIONS

- A. All open excavations shall be adequately safeguarded by providing temporary barricades, caution signs, lights and other means to prevent accidents to persons and damage to property. The Contractor shall, at his own expense, provide suitable and safe bridges and other crossings for accommodating travel by pedestrians and workmen. Bridges provided for access to private property during construction shall be removed when no longer required. If the excavation becomes a hazard, or if it excessively restricts traffic at any point, the County may require special construction procedures such as limiting the length of open trench, prohibiting stacking excavated material in the street and requiring that the trench shall not remain open overnight.
- B. The Contractor shall take precautions to prevent injury to the public due to open trenches. All trenches, excavated material, equipment, or other obstacles which could be dangerous to the public shall be barricaded and well lighted at all times when construction is not in progress.

1.05 DISTRIBUTION SYSTEMS AND SERVICES

- A. The Contractor shall avoid interruptions to water, telephone, cable TV, sewer, gas, or other related utility services. He shall notify the County and the appropriate agency well in advance of any requirement for dewatering, isolating, or relocating a section of a utility, so that necessary arrangements may be made.
- B. If it appears that utility service will be interrupted for an extended period, the County may

order the Contractor to provide temporary service lines at the Contractor's expense. Inconvenience of the users shall be kept to the minimum, consistent with existing conditions. The safety and integrity of the systems are of prime importance in scheduling work.

1.06 PROTECTION AND RELOCATION OF EXISTING STRUCTURES AND UTILITIES

- A. The Contractor shall assume full responsibility for the protection of all buildings, structures and utilities, public or private, including poles, signs, services to building utilities, gas pipes, water pipes, hydrants, sewers, drains and electric and telephone cables and other similar facilities, whether or not they are shown on the Drawings. The Contractor shall carefully support and protect all such structures and utilities from injury of any kind. Any damage resulting from the Contractor's operation shall be repaired by the Contractor at his expense.
- B. The Contractor shall bear full responsibility for obtaining locations of all underground structures and utilities (including existing water services, drain lines and sewers). Services to buildings shall be maintained and all costs or charges resulting from damage thereto shall be paid by the Contractor.
- C. Protection and temporary removal and replacement of existing utilities and structures as described in this Section shall be a part of the work under the Contract and all costs in connection therewith shall be included in the unit prices established in the Bid.
- D. If, in the opinion of the County, permanent relocation of a utility owned by the County is required, he may direct the Contractor, in writing, to perform the work. Work so ordered will be paid for at the Contract unit prices, if applicable, or as extra work as classified in the General Conditions. If relocation of a privately owned utility is required, the County will notify the utility to perform the work as expeditiously as possible. The Contractor shall fully cooperate with the County and utility and shall have no claim for delay due to such relocation. The Contractor shall notify public utility companies in writing at least 48 hours (excluding Saturdays, Sundays and legal holidays) before excavating near their utilities.

1.07 TEST PITS

Test pits for the purpose of locating underground pipeline or structures in advance of the construction shall be excavated and backfilled by the Contractor immediately after the utility location and the surface shall be restored in a manner equal or better than the original condition. No separate payment will be made.

1.08 CARE AND PROTECTION OF PROPERTY

- A. The Contractor shall be responsible for the preservation of all public and private property and shall use every precaution necessary to prevent damage thereto. If any direct or indirect damage is done to public or private property by or on account of any act, omission, neglect, or misconduct in the execution of the work on the part of the Contractor, such property shall be restored by the Contractor, at his expense, to a condition equal or better to that existing before the damage was done, or he shall make good the damage in another manner acceptable to the County.
- B. All sidewalks which are disturbed by the Contractor's operations shall be restored to their original or better condition by the use of similar or comparable materials. All curbing shall be restored in a condition equal to the original construction and in accordance with the best modern practice.

- C. Along the location of this work, all fences, walks, bushes, trees, shrubbery and other physical features shall be protected and restored in a thoroughly workmanlike manner unless otherwise shown on the drawings. Fences and other features removed by the Contractor shall be replaced in the location indicated by the County as soon as conditions permit. All grass areas beyond the limits of construction which have been damaged by the Contractor shall be regraded and sodded to equal or exceed original conditions.
- D. Trees close to the work which drawings do not specify to be removed, shall be boxed or otherwise protected against injury. The Contractor shall trim all branches that are liable to damage because of his operations, but in no case shall any tree be cut or removed without prior notification to the County. All injuries to bark, trunk, limbs and roots of trees shall be repaired by dressing, cutting and painting according to approved methods, using only approved tools and materials.
- E. The protection, removal and replacement of existing physical features along the line of work shall be a part of the work under the Contract and all costs in connection therewith shall be included in the unit and/or lump sum prices established under the items in the Bid.

1.09 MAINTENANCE OF TRAFFIC

- A. Open pits, trenches, unpaved streets, debris, or other obstructions due to construction that will prevent the normal flow of traffic during an extended construction stoppage, for any reason, shall be minimized. In the event an extended construction stoppage is found to be necessary, Contractor shall, at his own expense, provide normal traffic flow during extended construction stoppage. Extended stoppage will be defined by the County.
- B. All excavated material shall be placed so that vehicular and pedestrian traffic may be maintained at all times. If the Contractor's operations cause traffic hazards, he shall repair the road surface, provide temporary roadways, erect wheel guards or fences, or take other safety measures which are satisfactory to the County.
- C. Any changes to the traffic pattern require a Traffic Control Plan as detailed in section 01570 of this specification..

1.10 WATER FOR CONSTRUCTION PURPOSES

- A. In locations where public water supply is available, the Contractor may purchase water for all construction purposes.
- B. The Contractor shall be responsible for paying for all water tap fees incurred for the purpose of obtaining a potable water service or temporary use meter.

1.11 MAINTENANCE OF FLOW

The Contractor shall at his own cost, provide for the flow of sewers, drains and water courses interrupted during the progress of the work and shall immediately cart away and remove all offensive matter. The entire procedure of maintaining existing flow shall be fully discussed with the County well in advance of the interruption of any flow.

1.12 CLEANUP

During the course of the work, the Contractor shall keep the site of his operations in as clean

and neat a condition as is possible. He shall dispose of all residue resulting from the construction work and at the conclusion of the work, he shall remove and haul away any surplus excavation, broken pavement, lumber, equipment, temporary structures and any other refuse remaining from the construction operations and shall leave the entire site of the work in a neat and orderly condition.

1.13 COOPERATION WITHIN THIS CONTRACT

- A. All firms or person authorized to perform any work under this Contract shall cooperate with the General Contractor and his subcontractors or trades and shall assist in incorporating the work of other trades where necessary or required.
- B. Cutting and patching, drilling and fitting shall be carried out where required by the trade or subcontractor having jurisdiction, unless otherwise indicated herein or directed by the County.

1.14 PROTECTION OF CONSTRUCTION AND EQUIPMENT

- A. All newly constructed work shall be carefully protected from injury in any way. No wheeling or walking or placing of heavy loads on it shall be allowed and all portions injured shall be reconstructed by the Contractor at his own expense.
- B. All structures shall be protected in a manner approved by the County. Should any of the floors or other parts of the structures become heaved, cracked, or otherwise damaged, all such damaged portions of the work shall be completely repaired and made good by the Contractor, at his own expense and to the satisfaction of the County. If, in the final inspection of the work, any defects, faults, or omissions are found, the Contractor shall cause the same to be repaired or removed and replaced by proper materials and workmanship without extra compensation for the materials and labor required. Further, the Contractor shall be fully responsible for the satisfactory maintenance and repair of the construction and other work undertaken herein, for at least the warranty period described in the Contract.
- C. Further, the Contractor shall take all necessary precautions to prevent damage to any structure due to water pressure during and after construction and until such structure is accepted and taken over by the County.

1.15 CONSTRUCTION WITHIN RIGHT-OF-WAY

Where pipe lines are installed within FDOT right-of-way, all excavation backfill and compaction for the purpose of reconstructing roadways and/or adjacent slopes contiguous thereto shall be in accordance with FDOT or Manatee County Standards and Specifications, whichever is applicable. Contractor shall satisfy the authorized representative of the FDOT with respect to proper safety procedures, construction methods, required permitting, etc., within the FDOT right-of-way.

PART 2 PRODUCTS (NOT USED)
PART 3 EXECUTION (NOT USED)

END OF SECTION

SECTION 01030 SPECIAL PROJECT PROCEDURES

PART 1 GENERAL

1.01 PERMITS

Upon notice of award, the Contractor shall immediately apply for all applicable permits not previously obtained by the County to do the work from the appropriate governmental agency or agencies. No work shall commence until all applicable permits have been obtained and copies delivered to the County. The costs for obtaining all permits shall be borne by the Contractor.

1.02 CONNECTIONS TO EXISTING SYSTEM

The Contractor shall perform all work necessary to locate, excavate and prepare for connections to the existing systems all as shown on the Drawings or where directed by the County. The cost for this work and for the actual connection shall be included in the price bid for the project and shall not result in any additional cost to the County. The termination point for each contract shall be as shown on the Contract Drawings.

1.03 RELOCATIONS

The Contractor shall be responsible for the coordination of the relocation of structures, including but not limited to light poles, power poles, signs, sign poles, fences, piping, conduits and drains that interfere with the positioning of the work as set out on the Drawings. No relocation of the items under this Contract shall be done without approval from the County.

1.04 EXISTING UNDERGROUND PIPING, STRUCTURES AND UTILITIES

- A. The attention of the Contractor is drawn to the fact that during excavation, the possibility exists of the Contractor encountering various utility lines not shown on the Drawings. The Contractor shall exercise extreme care before and during excavation to locate and flag these lines as to avoid damage to the existing lines.
- B. It is the responsibility of the Contractor to ensure that all utility or other poles, the stability of which may be endangered by the close proximity of excavation, are temporarily stayed in position while work proceeds in the vicinity of the pole and that the utility or other companies concerned be given reasonable advance notice.
- C. The existing utility locations are shown without express or implied representation, assurance, or guarantee that they are complete or correct or that they represent a true picture of underground piping to be encountered. The Contractor shall be responsible for notifying the various utility companies to locate their respective utilities in advance of construction in conformance with all requirements provided for in the Florida Underground Facilities Damage Prevention and Safety Act (Florida Statutes, Title XXXIII, Chapter 556).
- D. The existing piping and utilities that interfere with new construction shall be rerouted as shown, specified, or required. Before any piping and utilities not shown on the Drawings are disturbed, the Contractor shall notify the County and shall provide suggestions on how best to resolve the issue.

- E. The Contractor shall exercise care in any excavation to locate all existing piping and utilities. All utilities which do not interfere with complete work shall be carefully protected against damage. Any existing utilities damaged in any way by the Contractor shall be restored or replaced by the Contractor at his expense as directed by the County.
- F. It is intended that wherever existing utilities such as water, sewer, gas, telephone, electrical, or other service lines must be crossed, deflection of the pipe within recommended limits and cover shall be used to satisfactorily clear the obstruction unless otherwise indicated in the Drawings. However, when in the opinion of the County this procedure is not feasible, he may direct the use of fittings for a utilities crossing as detailed on the Drawings. No deflections will be allowed in gravity sanitary sewer lines or in existing storm sewer lines.

1.05 SUSPENSION OF WORK DUE TO WEATHER

Refer to FDOT Standards and Specifications Book, Section 8.

1.06 HURRICANE PREPAREDNESS PLAN

- A. Within 30 days of the date of Notice to Proceed, the Contractor shall submit to the County a Hurricane Preparedness Plan. The plan should outline the necessary measures which the Contractor proposes to perform at no additional cost to the County in case of a hurricane warning.
- B. In the event of inclement weather, or whenever County shall direct, Contractor shall insure that he and his Subcontractors shall carefully protect work and materials against damage or injury from the weather. If, in the opinion of the County, any portion of work or materials is damaged due to the failure on the part of the Contractor or Subcontractors to protect the work, such work and materials shall be removed and replaced at the expense of the Contractor.

1.07 POWER SUPPLY

Electricity as may be required for construction and permanent power supply shall be secured and purchased by the Contractor.

1.08 SALVAGE

Any existing equipment or material, including, but not limited to, valves, pipes, fittings, couplings, etc., which is removed or replaced as a result of construction under this project may be designated as salvage by the County and if so shall be protected for a reasonable time until picked up by the County. Any equipment or material not worthy of salvaging, as directed by the County, shall be disposed of by the Contractor at no additional cost.

1.09 DEWATERING

- A. The Contractor shall do all groundwater pumping necessary to prevent flotation of any part of the work during construction operations with his own equipment.
- B. The Contractor shall pump out water and wastewater which may seep or leak into the excavations for the duration of the Contract and with his own equipment. He shall dispose of this water in an appropriate manner.

1.10 ADDITIONAL PROVISIONS

- A. Before commencing work on any of the existing pipelines, structures or equipment, the Contractor shall notify the County, in writing, at least 10 calendar days in advance of the date he proposes to commence such work.
- B. The Contractor shall provide, at his own expense, all necessary temporary facilities for access to and for protection of, all existing facilities. The County's personnel must have ready access at all times to the existing facilities. The Contractor is responsible for all damage to existing structures, equipment and facilities caused by his construction operations and must repair all such damage when and as ordered by the County.

1.11 CONSTRUCTION CONDITIONS

The Contractor shall strictly adhere to the specific requirements of the governmental unit(s) and/or agency(ies) having jurisdiction over the work. Wherever there is a difference in the requirements of a jurisdictional body and these Specifications, the more stringent shall apply.

1.12 PUBLIC NUISANCE

- A. The Contractor shall not create a public nuisance including but not limited to encroachment on adjacent lands, flooding of adjacent lands, excessive noise or dust.
- B. Sound levels must meet Manatee County Ordinance #87-34, (which amends Ordinance 81-3, The Manatee County Noise Control Ordinance). Sound levels in excess of such ordinance are sufficient cause to have the work halted until equipment can be quieted to these levels. Work stoppage by the County for excessive noise shall not relieve the Contractor of the other portions of this specification.
- C. No extra charge may be made for time lost due to work stoppage resulting from the creation of a public nuisance.

1.13 WARRANTIES

- A. All material supplied under these Specifications shall be warranted by the Contractor and the manufacturers for a period of three (3) years. Warranty period shall commence on the date of County acceptance.
- B. The material shall be warranted to be free from defects in workmanship, design and materials. If any part of the system should fail during the warranty period, it shall be replaced at no expense to the County. All material and installation costs shall be 100% borne by the Contractor.
- C. The manufacturer's warranty period shall run concurrently with the Contractor's warranty or guarantee period. No exception to this provision shall be allowed. The Contractor shall be responsible for obtaining warranties from each of the respective suppliers or manufacturers for all the material specified under these contract specifications,
- D. In the event that the manufacturer is unwilling to provide a three-year warranty commencing at the time of County acceptance, the Contractor shall obtain from the manufacturer a four (4) year warranty starting at the time of equipment delivery to the job site. This four-year

warranty shall not relieve the Contractor of the three-year warranty starting at the time of County acceptance of the equipment.

1.14 FUEL STORAGE & FILLING

- A. If the contractor is storing fuel on site, or doing his own fuel filling of portable equipment (other than hand-held equipment), he is responsible for any required response, clean-up or reporting required, at no additional cost to the county.
- B. The Contractor shall prepare and submit a fuel storage / spill abatement plan prior to start of construction if required.

PART 2 PRODUCTS (NOT USED)

PART 3 EXECUTION (NOT USED)

END OF SECTION

SECTION 01045 CUTTING AND PATCHING

PART 1 GENERAL

1.01 REQUIREMENTS INCLUDED

- A. The Contractor shall be responsible for all cutting, fitting and patching, including excavation and backfill, required to complete the work or to:
 - 1. Make its several parts fit together properly.
 - 2. Uncover portions of the work to provide for installation of ill-timed work.
 - 3. Remove and replace defective work.
 - 4. Remove and replace work not conforming to requirements of Contract Documents.
 - 5. Provide penetrations of non-structural surfaces for installation of piping and electrical conduit.

PART 2 PRODUCTS

2.01 MATERIALS

Comply with specifications and standards for each specific product involved.

PART 3 EXECUTION

3.01 INSPECTION

- A. Inspect existing conditions of project, including elements subject to damage or to movement during cutting and patching.
- B. After uncovering work, inspect conditions affecting installation of products, or performance of work.
- C. Report unsatisfactory or questionable conditions to County. Do not proceed with work until County has provided further instructions.

3.02 PREPARATION

- A. Provide adequate temporary support as necessary to assure structural value to integrity of affected portion of work.
- B. Provide devices and methods to protect other portions of project from damage.
- C. Provide protection from elements for that portion of the project which may be exposed by cutting and patching work and maintain excavations free from water.

3.03 PERFORMANCE

- A. Execute cutting and demolition by methods which will prevent damage to other work and will provide proper surfaces to receive installation of repairs.
- B. Execute excavating and backfilling by methods which will prevent settlement or damage to other work.

- C. Fit and adjust products to provide a finished installation to comply with specified products, functions, tolerances and finishes.
- D. Restore work which has been cut or removed; install new products to provide completed work in accordance with the requirements of the Contract Documents.
- E. Replace surfaces airtight to pipes, sleeves, ducts, conduit and other penetrations through surfaces.
- F. Refinish entire surfaces as necessary to provide an even finish to match adjacent finishes.

END OF SECTION

SECTION 01050 FIELD ENGINEERING AND SURVEYING

PART 1 GENERAL

1.01 REQUIREMENTS INCLUDED

- A. The Contractor shall provide and pay for field surveying service required for the project.
- B. The Contractor shall furnish and set all necessary stakes to establish the lines and grades as shown on the Contract Drawings and layout each portion of the Work of the Contract.

1.02 QUALIFICATION OF SURVEYOR AND ENGINEER

All construction staking shall be conducted by or under the supervision of a Florida Registered Professional Surveyor and Mapper. The Contractor shall be responsible for the layout of all such lines and grades, which will be subject to verification by the County.

1.03 SURVEY REFERENCE POINTS

- A. Existing basic horizontal and vertical control points for the Project are designated on the Contract Drawings.
- B. Locate and protect all survey monumentation, property corners and project control points prior to starting work and preserve all permanent reference points during construction. All costs associated with the replacement of all survey monumentation, property corners and project control points shall be borne by the Contractor.

Make no changes or relocations without prior written notice to County.

Report to County when any reference point is lost or destroyed, or requires relocation because of necessary changes in grades or locations.

Require surveyor to replace project control points which may be lost or destroyed.

Establish replacements based on original survey control.

1.04 PROJECT SURVEY REQUIREMENTS

The Contractor shall establish temporary bench marks as needed, referenced to data established by survey control points.

1.05 RECORDS

The Contractor shall employ a Professional Engineer or Surveyor registered in the State of Florida to verify survey data and properly prepare record drawings per Section 01720.

PART 2 PRODUCTS (NOT USED)

PART 3 EXECUTION (NOT USED)

END OF SECTION

SECTION 01090 REFERENCE STANDARDS

PART 1 GENERAL

1.01 REQUIREMENTS

Abbreviations and acronyms used in Contract Documents to identify reference standards.

- A. Application: When a standard is specified by reference, comply with requirements and recommendations stated in that standard, except when requirements are modified by the Contract Documents, or applicable codes established stricter standards.
- B. Publication Date: The most recent publication in effect on the date of issue of Contract Documents, except when a specific publication date is specified.

1.03 ABBREVIATIONS, NAMES AND ADDRESSES OR ORGANIZATIONS

Obtain copies of reference standards direct from publication source, when needed for proper performance of work, or when required for submittal by Contract Documents.

AA	Aluminum Association 818 Connecticut Avenue, N.W. Washington, DC 20006
AASHTO	American Association of State Highway and Transportation Officials 444 North Capital Street, N.W. Washington, DC 20001
ACI	American Concrete Institute Box 19150 Reford Station Detroit, MI 48219
AI	Asphalt Institute Asphalt Institute Building College Park, MD 20740
AISC	American Institute of Steel Construction 1221 Avenue of the Americas New York, NY 10020
ISI	American Iron and Steel Institute 1000 16th Street NW Washington, DC 20036
ANSI	American National Standards Institute 1430 Broadway New York, NY 10018
ASHRAE	American Society of Heating, Refrigerating and Air Conditioning Engineers 1791 Tullie Circle, N.E. Atlanta, GA 30329

ASME	American Society of Mechanical Engineers 345 East 47th Street New York, NY 10017
ASTM	American Society for Testing and Materials 1916 Race Street Philadelphia, PA 19103
AWWA	American Water Works Association 6666 West Quincy Avenue Denver, CO 80235
AWS	American Welding Society 2501 N.W. 7th Street Miami, FL 33125
CRSI	Concrete Reinforcing Steel Institute 180 North LaSalle Street, Suite 2110 Chicago, IL 60601
FDEP	Florida Department of Environmental Protection 3900 Commonwealth Blvd. Tallahassee, Florida 32399
FDOT	Florida Department of Transportation Standards Specifications for Road and Bridge Construction Maps & Publication Sales - Mail Station 12 605 Suwannee St. Tallahassee, FL 32399-0450
FS	Federal Specification General Services Administration Specifications and Consumer Information Distribution Section (WFSIS) Washington Navy Yard, Bldg. 197 Washington, DC 20407
MCPW UTIL STD	Manatee County Utility Engineering 4410-B 66th St. W. Bradenton, FL 34210
MLSFA	Metal Lath/Steel Framing Association 221 North LaSalle Street Chicago, IL 60601
MMA	Monorail Manufacturer's Association 1326 Freeport Road Pittsburgh, PA 15238
NAAMM	National Association of Architectural Metal Manufacturers 221 North LaSalle Street Chicago, IL 60601
NEMA	National Electrical Manufacturer's Assoc.

2101 L Street N.W.
Washington, DC 20037

OHS	Occupational Safety and Health Assoc. 5807 Breckenridge Pkwy., Suite A Tampa, FL 33610-4249
PCA	Portland Cement Association 5420 Old Orchard Road Skokie, IL 20076
PCI	Prestressed Concrete Institute 20 North Wacker Drive Chicago, IL 60606
SDI	Steel Door Institute 712 Lakewood Center North Cleveland, OH 44107
SMACNA	Sheet Metal and Air Conditioning Contractor's National Association 8224 Old Court House Road Vienna, VA 22180
SSPC	Steel Structures Painting Council 402 24 th Street, Suite 600 Pittsburgh, PA 15213
SWFWMD	Southwest Florida Water Management District 2379 Broad Street Brooksville, FL 34604-6899
UL	Underwriter's Laboratories, Inc. 333 Pfingston Road Northbrook, IL 60062

PART 2 PRODUCTS (NOT USED)

PART 3 EXECUTION (NOT USED)

END OF SECTION

SECTION 01150 MEASUREMENT AND PAYMENT

PART 1 GENERAL

1.01 SCOPE

- A. The scope of this section of the Contract Documents is to further define the items included in each Bid Item in the Bid Form section of the Contract Documents. Payment will be made based on the specified items included in the description in this section for each bid item.
- B. All contract prices included in the Bid Form section will be full compensation for all shop drawings, working drawings, labor, materials, tools, equipment and incidentals necessary to complete the construction as shown on the Drawings and/or as specified in the Contract Documents to be performed under this Contract. Actual quantities of each item bid on a unit price basis will be determined upon completion of the construction in the manner set up for each item in this section of the Specifications. Payment for all items listed in the Bid Form will constitute full compensation for all work shown and/or specified to be performed under this Contract.

1.02 ESTIMATED QUANTITIES

The quantities shown are approximate and are given only as a basis of calculation upon which the award of the Contract is to be made. The County does not assume any responsibility for the final quantities, nor shall the Contractor claim misunderstanding because of such estimate of quantities. Final payment will be made only for satisfactorily completed quantity of each item.

1.03 WORK OUTSIDE AUTHORIZED LIMITS

No payment will be made for work constructed outside the authorized limits of work.

1.04 MEASUREMENT STANDARDS

Unless otherwise specified for the particular items involved, all measurements of distance shall be taken horizontally or vertically.

1.05 AREA MEASUREMENTS

In the measurement of items to be paid for on the basis of area of finished work, the lengths and/or widths to be used in the calculations shall be the final dimensions measured along the surface of the completed work within the neat lines shown or designated.

1.06 LUMP SUM ITEMS

Where payment for items is shown to be paid for on a lump sum basis, no separate payment will be made for any item of work required to complete the lump sum items. Lump sum contracts shall be complete, tested and fully operable prior to request for final payment. Contractor may be required to provide a break-down of the lump sum totals.

1.07 UNIT PRICE ITEM

Separate payment will be made for the items of work described herein and listed on the Bid Form. Any related work not specifically listed, but required for satisfactory completion of the

work shall be considered to be included in the scope of the appropriate listed work items.

No separate payment will be made for the following items and the cost of such work shall be included in the applicable pay items of work. Final payments shall not be requested by the Contractor or made by the County until as-built (record) drawings have been submitted and approved by the County.

1. Shop Drawings, Working Drawings.
2. Clearing, grubbing and grading except as hereinafter specified.
3. Trench excavation, including necessary pavement removal and rock removal, except as otherwise specified.
4. Dewatering and disposal of surplus water.
5. Structural fill, backfill, and grading.
6. Replacement of unpaved roadways, and shrubbery plots.
7. Cleanup and miscellaneous work.
8. Foundation and borrow materials, except as hereinafter specified.
9. Testing and placing system in operation.
10. Any material and equipment required to be installed and utilized for the tests.
11. Pipe, structures, pavement replacement, asphalt and shell driveways and/or appurtenances included within the limits of lump sum work, unless otherwise shown.
12. Maintaining the existing quality of service during construction.
13. Maintaining or detouring of traffic.
14. Appurtenant work as required for a complete and operable system.
15. Seeding and hydromulching.

BID ITEM NO. 1: WETWELL CLEANING

Measurement and payment shall be per square foot of wet well wall and floor.

The unit bid price shall include, but is not limited to, pressure washing, manual cleaning, sludge removal and disposal. Contractor shall furnish all labor, materials, equipment and incidentals required to complete this bid item, ready for approval and acceptance by the County.

BID ITEM NO. 2: WETWELL DISCHARGE PIPING

Measurement shall be the length in linear feet of pipe measured along the centerline of pipe through the fittings from the pump base ell or flanged eccentric reducer to the check valves, in place, completed and accepted.

Payment will be according to the size and type, as listed on the Bid Form.

The unit bid price shall include (unless specifically listed separately on the bid form), but is not limited to, furnishing and installing all pipe; core bores, gaskets; hardware; fittings, molded 90 degree elbows; fusible HDPE flange adapters w/ 316 S.S. backup rings to connect the piping at each end; nuts; bolts; excavation, including rock; dewatering; bedding and backfill; disposal of spoil; removal and proper disposal of existing piping; testing and other related and necessary materials, work and equipment required to complete these bid items, ready for approval and acceptance by the County.

Manatee County personnel will remove and reinstall the wet well pumps. Pump base ells, eccentric reducers, S.S. pipe bracing and pipe thru wall seals paid under separate bid items.

BID ITEM NO. 3: PUMP BASE ELLS

Measurement shall be per each pump base ell furnished and installed.

Payment will be according to the size as listed on the Bid Form.

The unit bid price shall include, but is not limited to, removal and proper disposal of existing pump base ells; new pump base ells; anchoring system; 316 stainless steel anchor rods, flat washers, lock washers and nuts. The unit bid price shall include, but is not limited to, all other items, materials, work and equipment necessary to complete these bid items, ready for approval and acceptance by the County. New concrete bottom and fillet paid under separate bid items.

BID ITEM NO. 4: PUMP BASE ELL MOUNTING PLATES

Measurement shall be per each pump base ell mounting furnished and installed.

Payment will be according to the size as listed on the Bid Form.

The unit bid price shall include, but is not limited to, pump base ell mounting plate; anchoring system; stainless steel anchor rods, flat washers, lock washers; nuts; and removal and replacement of grout to mount plate flat and level. The unit bid price shall include, but is not limited to, all other items, materials, work and equipment necessary to complete these bid items, ready for approval and acceptance by the County. New concrete bottom and fillet paid under separate bid items.

BID ITEM NO. 5: S.S. PIPE BRACING

Measurement shall be per each S.S. pipe bracing furnished and installed.

Payment will be according to the inside diameter and type of wet well as listed on the Bid Form.

The unit bid price shall include, but is not limited to, stainless steel angles, straps, braces, anchors, clamps and all necessary hardware. Also included are 3/16" minimum thickness rubber gaskets between pipes and pipe straps, removal and proper disposal of existing pipe bracing, all materials, work and equipment necessary to complete these bid items ready, for approval and acceptance by the County.

BID ITEM NO. 6: 6" PVC STILLING WELL

Measurement shall be the length in linear feet of stilling well pipe measured in place.

The unit bid price shall include, but is not limited to, furnishing and installing 6" schedule 80 PVC pipe, stainless steel supports, anchors, straps, bolts, and all other items, materials, and incidentals necessary to complete this bid item, ready for approval and acceptance by the County.

BID ITEM NO. 7: REPLACE EXISTING WETWELL TOP SLAB

Measurement shall be per each reinforced concrete top slab furnished and installed.

Payment will be according to the inside diameter of the wet well as listed on the Bid Form.

The unit bid price shall include, but is not limited to, removal and proper disposal; concrete; reinforcement; all labor and materials; excavation, including rock; dewatering; backfill; compaction; dowel rods; anchors; epoxy; sealant; mortar; and all incidentals necessary to complete these bid items, ready for approval and acceptance by the County. Aluminum hatch covers, PVC vent, and liner paid under separate bid items.

BID ITEM NO. 8: VENT, PVC

Measurement shall be the length in linear feet of Sch 80 PVC pipe measured in place.

Payment will be according to the PVC vent size as listed on the Bid Form.

The unit bid price shall include, but is not limited to, removal and proper disposal of existing vent, new Sch 80 PVC pipe, Sch 80 PVC fittings, sealing, core bores, repair of wall penetration with non-shrink grout/hydraulic cement, liner repair; all labor, materials and all incidentals necessary to complete these bid items, ready for approval and acceptance by the County.

BID ITEM NO. 9: ALUMINUM HATCH COVER

Measurement shall be per each aluminum hatch cover furnished and installed.

Payment will be according to the hatch cover size as listed on the Bid Form.

The unit bid price shall include, but is not limited to, removal and proper disposal of hatch cover; all labor and materials; forms; anchors; epoxy; sealant; mortar; and all incidentals necessary to complete these bid items, ready for approval and acceptance by the County.

BID ITEM NO. 10: 2" S.S. PUMP GUIDE RAIL SYSTEM

Measurement and Payment shall be per linear foot of pump guide rail system as listed on the Bid Form, which includes two (2) each continuous lengths of S.S. Schedule 40 pipes per pump, furnished and installed.

The unit bid price shall include, but is not limited to, removal and proper disposal of existing guide rails; new S.S. upper guide rail brackets; S.S. pump cord hooks; S.S. lift chains; new float brackets, all necessary hardware and all other items, materials and incidentals necessary to complete this bid item ready, for approval and acceptance by the County.

BID ITEM NO. 11: COMPLETE REMOVAL OF EXISTING LINER

Measurement and Payment shall be per square foot of existing liner removed.

The unit bid price shall include, but is not limited to, removal and proper disposal of the existing liner(s) to expose the existing concrete wall, all labor, equipment, materials and incidentals necessary to complete this bid item, ready for approval and acceptance by the County.

BID ITEM NO. 12: WET WELL LINER, SPRAY-ON

Measurement shall be per square foot of liner and/or coating furnished and installed.

Payment will be according to the total amount of square footage of the structure covered by the applied product used as listed on the Bid Form.

The unit bid price shall include, but is not limited to, surface repair, surface preparation as recommended by the product's manufacturer; spoil removal and disposal; all labor, materials, equipment and incidentals necessary to complete these bid items, ready for approval and acceptance by the County. Wet well cleaning and existing liner removal paid under separate bid items.

This bid item is limited to the coating of concrete walls, and required stand alone liner repairs.

Damage to the existing liner caused by the execution of work under a separate bid item, listed in this section, shall be repaired under that bid item. The cost to repair the existing liner shall be included in the bidder's price for the bid item. No additional cost shall be borne by the County.

BID ITEM NO. 13: GROUT FILL EX. DRAIN, ABANDON (FLOWABLE FILL)

Measurement shall be for each existing drain abandoned by the means indicated on the plans.

Payment will be per each existing drain abandoned.

The unit bid price shall include, but is not limited to, cleaning, labor, materials, sludge removal and disposal, the complete removal of the drain, patching of the hole with non-shrink hydraulic grout, or equipment for mixing and placing the grout (as indicated in the plans) and all incidentals necessary to complete this bid item, ready for approval and acceptance by the County.

BID ITEM NO. 14: PVC DRAIN LINE FOR ODOR CONTROL

Measurement and Payment shall be per linear foot of PVC drain line furnished and installed.

Payment will be according to the size of the drain line as listed on the Bid Form.

The unit bid price shall include, but is not limited to, all material and labor necessary to install new drain line with a p-trap inside the lift station wet well; S.S. pipe strap and hardware; core-boring or jack hammering drain openings; repair of structures and liner around pipe penetrations; non-shrink grout/hydraulic cement; all labor, materials and incidentals necessary to complete these bid items, ready for approval and acceptance by the County.

BID ITEM NOS. 15 THRU 18: VALVES

Measurement shall be per each valve, furnished and installed.

Payment will be according to the size and type of valve, as listed on the Bid Form.

The unit bid price shall include, but is not limited to, valves, valve boxes and covers, concrete pad, identification disc, extension stems, cutting, adapters, gaskets, jointing materials, connectors, pipe sleeves, detector wire, excavation, including rock, backfill, dewatering, sheeting, shoring, and any other related and necessary materials, labor and equipment required to complete these bid items, ready for approval and acceptance by the County.

BID ITEM NO. 19, 20, 33, 47, 54, & 55: PIPE

Measurement for the quantity of pipe to be paid for under these Bid Items shall be the length in linear feet of pipe measured along the centerline of pipe through valves, fittings and

manholes, in place, completed and accepted. Installation shall be by open-cut or directional drill.

Payment will be according to the type of pipe installed (PVC, ductile iron or HDPE), diameter of pipe and the depth of pipe as listed on the Bid Form. The depth of pipe shall be measured from the top of the trench to the top of the installed pipe at the center of pipe.

The unit bid price shall include, but is not limited to, furnishing and installing all pipe; temporary blow-offs for disinfecting pipe; and materials above or below ground along pipeline alignment; joints and jointing materials; field layout; bracing, shoring and sheeting; excavation, including rock; dewatering, clearing, grubbing, stripping, and trenching, including exploratory excavation; detectable tape; detector wire; bedding, backfill and compaction; chlorinating; constructing the specified protection and adjusting of existing aboveground and underground utilities and service connections; polyethylene encasement; butt fusion welds; drilling fluid disposal; thrust blocking; disposal of spoil; hydrostatic testing; labor, equipment and materials required and all other related and necessary items required to complete these bid items, ready for approval and acceptance by the County. No additional compensation shall be made for excavation below the bottom of the pipe, for rock removal or bedding and backfill material, or for repair of any trench settlement. Site restoration, traffic control, erosion control, services, fittings, joint restraints and pipe adapters paid under separate bid items.

BID ITEM NO. 21 & 56: DUCTILE IRON FITTINGS

Measurement shall be per each ductile iron fitting.

Payment will be according to the type of each fitting as listed on the Bid Form.

The unit bid price shall include, but is not limited to, furnishing and installing tees, crosses, bends, sleeves, plugs, caps, reducers, increasers, couplings; all fittings and materials above or below ground along the pipeline alignment; restraints, and jointing materials; bolts, nuts, washers, gaskets, coating, lining, excavation, including rock; thrust blocking; bracing, shoring, and sheeting; dewatering, clearing, grubbing, and stripping; trenching, bedding and backfill; constructing the specified protection and adjusting of existing aboveground and underground utilities and service connections; disposal of spoil; hydrostatic testing; and all other related and necessary materials, labor and equipment required to complete these bid items, ready for approval and acceptance by the County.

BID ITEM NO. 22 THRU 24: ADAPTERS

Measurement and Payment shall be per each flange adapter and male quick coupler adapter furnished and installed as listed on the Bid Form.

The unit bid price shall include, but is not limited to, removal and proper disposal of existing adapters; new adapters, gaskets, S.S. hardware; hydrostatic testing; 4" diameter concrete filled support post, and all other related and necessary materials, labor and equipment required to complete these bid items, ready for approval and acceptance by the County.

BID ITEM NO. 25: S.S. ADJUSTABLE VALVE SUPPORT

Measurement shall be per each adjustable S.S. valve support.

Payment will be for the quantity of adjustable S.S. valve supports furnished and installed.

The unit bid price shall include, but is not limited to, removal and proper disposal of existing pipe/valve supports; new S.S. adjustable valve supports, concrete blocks or pads; and all other related and necessary materials, labor and equipment required to complete this bid item, ready for approval and acceptance by the Engineer/Owner. Supplied stainless steel valve/flange supports shall be adjustable after installation.

BID ITEM NO. 26 & 27: REMOVE EXISTING STRUCTURE

Measurement and Payment shall be per each structure completely removed.

The unit bid price shall include, but is not limited to, labor, material, the removal and disposal of the structure material, clean fill dirt, compaction, sodding area as needed, testing and any and all other items necessary to complete these bid items, ready for approval and acceptance by the County.

BID ITEM NO. 28 & 52: REINFORCED CONCRETE SLAB

Measurement and payment shall be for each square yard poured-in-place concrete slab installed.

Payment for all work included in this Bid Item will be made at the applicable Contract price bid for furnishing design calculations signed and sealed by a Professional Engineer licensed in the State of Florida, installed poured-in-place reinforced concrete slab, including installation shown on the Contract Drawings. Payment will be made after installation and will represent full compensation for all labor, materials, equipment, and testing required to complete this Bid Item. The unit bid price shall include, but is not limited to, all labor, materials and equipment, ground preparation, concrete, reinforcing, expansion joint, compacting, finishing, testing and incidentals necessary to complete this bid item, ready for approval and acceptance by the County.

BID ITEM NO. 29: INFLUENT LINE PLUG

Measurement shall be per each influent line plug furnished and installed.

Payment will be according to the diameter of line to be plugged as listed on the Bid Form.

The unit bid price shall include, but is not limited to, bladders, adapters, seals, gaskets and all other related and necessary materials, labor and equipment required to complete these bid items, ready for approval and acceptance by the County.

BID ITEM NO. 30: BY-PASS PUMPING SYSTEM

Measurement shall be lump sum for the by-pass pumping system required.

Payment will be according to the maximum flow and maximum head required as listed on the Bid Form.

The lump sum price shall include, but is not limited to, pumps, piping, temporary lines, vacuum trucks, anchors, barricades, noise abatement procedures, and all other related and necessary materials, labor and equipment required to complete these bid items, ready for approval and acceptance by the County.

BID ITEM NOS. 31 & 32: WATER LINES

Measurement shall be per linear feet of water line installed. Length shall be measured along with centerline of installed pipe through fittings in place.

Payment will be according to the size, type and linear feet of water line installed as listed on the Bid Form. Payment shall represent full compensation for all labor, material and equipment required to complete the work.

The unit bid price shall include, but is not limited to, dewatering, excavation, including rock excavation, service lines, casing pipe, tapping saddles, corporation stops, curb stops, detector wire, all necessary fittings, all service connections, backfill, compaction, testing, disinfection and equipment required to complete these bid items, ready for approval and acceptance by the County.

BID ITEM NO. 34: RELOCATE EX. METER, BACKFLOW PREVENTER & HOSE BIBB

Measurement shall be lump sum for each water service assembly consisting of a meter, backflow preventer, and hose bibb relocated and installed per the current Manatee County Public Work Utility Standards.

Payment will be as per the item used as listed on the Bid Form.

The unit bid price shall include, but is not limited to the relocation of all, valve, camlock fitting, meter, backflow preventer assembly, hose bib, hose bib mounting post, water line extension, and all other related and necessary materials, labor and equipment required to complete these bid items, ready for approval and acceptance by the County.

BID ITEM NO. 35: ELECTRIC METER CAN

Measurement shall be each electric meter can furnished and installed.

Payment will be according to the quantity of electric meter cans installed.

The unit bid price shall include, but is not limited to, removal and proper disposal, all connection, and all other related and necessary materials, labor and equipment required to complete this bid item, ready for approval and acceptance by the County.

BID ITEM NO. 36: FUSED SAFETY SWITCH

Measurement shall be each fused safety switch furnished and installed.

Payment will be according to the type of fused safety switch as listed on the Bid Form.

The unit bid price shall include, but is not limited to, removal and proper disposal, all connections, lighting arrestor mounted on exterior of safety switch, and all other related and necessary materials, labor and equipment required to complete these bid items, ready for approval and acceptance by the County.

BID ITEM NO. 37: CONTROL PANEL, 304 SS

Measurement shall be per each powder coated white control panel furnished and installed.

Payment will be according to the type of control panel as listed on the Bid Form.

The unit bid price shall include, but is not limited to, removal and proper disposal, conduit and wire connections to the safety switch, all conduit and wire connections to the wet well, reconnecting all ground wiring, connecting wiring from antenna tower, all conduit and wire connections to the flow meter vault, and all other related and necessary materials, labor and equipment required to complete these bid items, ready for approval and acceptance by the County.

BID ITEM NO. 38: TCU & FIBERGLASS ENCLOSURE (DFS)

Measurement and Payment shall be per each TCU & white fiberglass enclosure furnished and installed.

The unit bid price shall include, but is not limited to, removal and proper disposal, conduit and wire connections to the control panel, reconnecting all ground wiring, and all other related and necessary materials, labor and equipment required to complete these bid items, ready for approval and acceptance by the County.

BID ITEM NO. 39: JUNCTION BOX, 304 SS

Measurement and Payment shall be per each white junction box enclosure furnished and installed.

The unit bid price shall include, but is not limited to, removal and proper disposal, conduit and wire connections to the wet well, reconnecting all ground wiring, connecting wiring from antenna tower, all conduit and wire connections to the flow meter vault, and all other related and necessary materials, labor and equipment required to complete these bid items, ready for approval and acceptance by the County.

BID ITEM NO. 40 & 57: CONDUIT, SCH 80 PVC

Measurement shall be per linear foot of conduit furnished and installed.

Payment will be according to the size of the conduit as listed on the Bid Form.

The unit bid price shall include, but is not limited to, removal and proper disposal, all connections, drilling, wet well core bores, sealing, grout, liner repair, hand digging the trench, backfill, and all other related and necessary materials, labor and equipment required to complete these bid items, ready for approval and acceptance by the County.

BID ITEM NO. 41: ELECTRICAL SERVICE

Measurement shall be per linear foot of electrical service from the power source to the electric meter.

Payment will be according to the size and type as listed on the Bid Form.

The unit bid price shall include, but is not limited to, removal and proper disposal, wire, conduit,

permits, all wire connections, and all other related and necessary materials, labor and equipment required to complete these bid items, ready for approval and acceptance by the Engineer/Owner.

BID ITEM NO. 42: ELECTRICAL MOUNTING STRUCTURE

Measurement shall be per each electrical mount structure furnished and installed.

Payment will be according to the quantity of electrical mounting structures installed.

The unit bid price shall include, but is not limited to, removal and proper disposal, S.S. pipes, S.S. channels, S.S. hardware, concrete, and all other related and necessary materials, labor and equipment required to complete this bid item, ready for approval and acceptance by the County.

BID ITEM NO. 43: WASHED SHELL W/ WEED BARRIER

Measurement shall be per square yards of washed shell w/ weed barrier installed.

The washed shell and weed barrier shall be installed/replaced in accordance with the latest Manatee County Public Works Utility Standards.

Payment will be for the actual square yards of washed shell and weed barrier installed and accepted.

The unit bid price shall include, but is not limited to, all labor, materials and equipment, cutting, spreading, finishing, and incidentals necessary to complete this bid item, ready for approval and acceptance by the County.

BID ITEM NO. 44: DRIVEWAY

Measurement shall be per square yards of installed driveway.

Payment will be for the actual square yards of driveway installed and accepted.

Payment for all work included in these Bid Items will be made at the applicable contract unit bid price per square yard of shell, asphaltic concrete, or concrete driveway restoration as listed on the Bid Form. Disturbed driveways shall be replaced or restored in accordance with the latest Manatee County Transportation Department Highway Standards.

The unit bid price shall include, but is not limited to, all labor, materials and equipment for cutting the edges of existing driveways/pavement/curbing, compacting subgrade, furnishing and installing the shell, asphaltic concrete or concrete and all incidentals necessary to complete these bid items ready for approval and acceptance by the County.

BID ITEM NO. 45: CONCRETE REPAIR

Payment for all work under this Bid Item shall be made at the unit price bid per square foot for repair and patching of the concrete walls in excess of the surface preparation required for the installation of the surface protection liner.

The concrete wall surfaces shall to be returned to original lines and dimensions and adequately sound and smooth enough to meet the new surface protection liner application

standards. The depth limitation of this bid item is from the bottom of the “skim coat” to exposed rebar, 2” max.

Included are exposed rebar coating, hydraulic cement patching, grouting around support structure or any other structure or support or guides that need to be in place prior to the spray surface protection liner application. The actual number of square feet of area to be repaired shall be agreed upon with the County Inspector prior to commencement of any work.

BID ITEM NO. 46: REMOVABLE PVC BOLLARD COVERS

Payment for each bollard included under this Bid Item shall be made at the applicable Contract unit price bid per complete PVC cover installation.

Payment shall represent full compensation for all labor, shipping, products, and materials. Also included shall be the installation of all PVC bollards covers, and all other appurtenances and incidentals required or specified to complete the installation, ready for inspection and acceptance by the County.

BID ITEM NO. 48: CONCRETE MITERED END SECTION

Measurement and Payment for the removal of each existing storm mitered end section and replacement with new matching mitered end section.

The unit bid price shall include, but is not limited to, all labor, materials, equipment supplied as required, to remove/replace any existing storm structures, remove/replace existing storm pipe, remove/replace existing mitered end sections, dewatering, excavation, backfill, compaction and all other ancillary items required to complete these bid items, ready for approval and acceptance by the County.

BID ITEM NO. 49: EMERGENCY SHOWER & EYEWASH

Measurement and payment shall be lump sum for each furnished and installed emergency shower and eyewash.

The unit bid price shall include, but is not limited to, emergency shower and eyewash, concrete pad, fittings, connectors, and all other related and necessary materials, labor and equipment required to complete this bid item ready for approval and acceptance by the County.

BID ITEM NO. 50: FLOW METER

Measurement shall be per each flow meter furnished and installed.

Payment will be according to each type and quantity of flow meters installed.

The unit bid price shall include, but is not limited to, ultra mag electromagnetic flow meter, aboveground transmitter, aluminum pedestal, wiring, power, conduit, monitor for connection to telemetry, and all other related and necessary materials, labor and equipment required to complete this bid item ready for approval and acceptance by the County.

BID ITEM NO. 51: GENERATOR RECEPTACLE AND SUPPORT

Measurement and payment shall be for each furnished and installed generator receptacle and concrete support.

The unit bid price shall include, but is not limited to, generator receptacle (JRSB2044FR), reinforced concrete support, S.S. anchors, S.S. straps, fittings, connectors, and all other related and necessary materials, labor and equipment required to complete this bid item ready for approval and acceptance by the County.

BID ITEM NO. 53: EMERGENCY BACKUP PUMP & FUEL TANK

Payment for all work included under this Bid Item shall be lump sum made at the Contract bid price for an emergency backup pump set, fuel tank, and all the pump appurtenances furnished and installed as part of the pump unit as shown on the Contract Drawings and as approved and listed in the Bid Documents. The bid price shall include, but is not limited to, emergency pump, fuel tank, wiring, level transducer, control floats, and all appurtenances indicated in the drawings; and shall include all other items, equipment, materials, testing and incidentals necessary to complete this bid item and have a fully functional and efficiently operating backup pump, in accordance with these Specifications, ready for approval and acceptance by the County.

BID ITEM NO. 58: LEVEL TRANSDUCER

Measurement shall be per each transducer furnished and installed.

Payment will be according to the quantity of transducers installed.

The unit bid price shall include, but is not limited to, transducer, wiring, and all other related and necessary materials, labor and equipment required to complete this bid item, ready for approval and acceptance by the County.

BID ITEM NO. 59: PERMITS

Payment for all work included under this Bid Item shall be made at the applicable contract unit price bid per complete acquisition of all applicable permits. Contractor is responsible for obtaining all necessary permits to complete the project. Estimated fees indicated below.

Building Department Permitting Fee (estimate):

Permitting fee:	\$216
Fire Department Review:	\$ 65
Total per site:	\$281

BID ITEM NO. 60 - MOBILIZATION

Measurement and payment for this Bid Item shall include full compensation for the required 100 percent (100%) Performance Bond, 100 Percent (100%) Payment Bond, all required insurance for the project and the Contractor's mobilization and demobilization costs as shown in the Bid Form. Mobilization includes, but is not limited to: preparation and movement of personnel, equipment, supplies and incidentals such as safety and sanitary supplies/ facilities.

Payment for mobilization shall not exceed 10 percent (10%) of the total Contract cost unless the Contractor can prove to the County that his actual mobilization cost exceeds 10 percent (10%).

Partial payments for this Bid Item will be made in accordance with the following schedule:

Percent of Original Contract Amount:	Percent Allowable Payment of Mobilization/Demobilization Bid Item Price:
5	25
10	35
25	45
50	50
75	75
100	100

These payments will be subject to the standard retainage provided in the Contract. Payment of the retainage will be made after completion of the work and demobilization.

BID ITEM NO. 61 - MISCELLANEOUS WORK AND CLEANUP

Payment for all work included under this Bid Item shall be made at the lump sum price bid listed in the Bid Form for any other miscellaneous work not specifically included for payment under other Bid Items obviously necessary to complete the Contract. Partial payments will be based on the breakdown of the Bid Item in accordance with the Schedule of Values submitted by the Contractor and approved by the County. Payment shall also include, but not limited to, full compensation for project photographs, project signs, traffic control, rubbish and spoil removal, repair, replacement or relocation of all signs, walls, private irrigation systems, concrete mitered end section, and related items and any and all other items required to complete the project in accordance with Contract Documents.

BID ITEM NO. 62: RECORD DRAWINGS

Payment for all work included under this Bid Item shall be made at the Contract lump sum price bid listed in the Bid Form and shall represent full compensation for all labor, materials and equipment required to generate and provide record drawings approved by the County. Record drawings shall be in strict accordance with Section 1.14 of the current Manatee County Public Works Standards, Part I Utilities Standards Manual approved June 2015.

Record information shall include all site improvements such as, but not limited to, wet well rim elev., pipe invert(s) elev., bottom elev., bottom of control panel elev., pavement elev., conduit type, depth, & location, all installed pipe top elevations, etc., as required in Section 1.14 to demonstrate the proposed improvements have been constructed in substantial conformance to the construction documents.

Refer to Section 11215 Part 1.06.C for specific record drawing requirements for the emergency backup pump.

BID ITEM NO. 63 - CONTRACT CONTINGENCY

Payment for all work under this Bid Item shall be made only at the County's discretion. This Bid Item shall not exceed 10% of the Bidders Total Base Bid. The Bidder shall calculate and enter a dollar amount for this Bid Item.

PART 2 PRODUCTS (NOT USED)

PART 3 EXECUTION (NOT USED)

END OF SECTION

SECTION 01152 REQUESTS FOR PAYMENT

PART 1 GENERAL

1.01 REQUIREMENTS INCLUDED

Submit Applications for Payment to the Project Manager or as directed at the preconstruction meeting, in accordance with the schedule established by Conditions of the Contract and Agreement between County and Contractor.

1.02 FORMAT AND DATA REQUIRED

- A. Submit payment requests in the form provided by the County with itemized data typed in accordance with the Bid Form.
- B. Provide construction photographs in accordance with Contract Documents.

1.03 SUBSTANTIATING DATA FOR PROGRESS PAYMENTS

- A. When the County requires substantiating data, Contractor shall submit suitable information with a cover letter.
- B. Submit one copy of data and cover letter for each copy of application.

1.04 PREPARATION OF APPLICATION FOR FINAL PAYMENT

Fill in application form as specified for progress payments.

1.05 SUBMITTAL PROCEDURE

- A. Submit applications for payment at the times stipulated in the Agreement.
- B. Number: Three (3) copies of each application; all signed and certified by the Contractor.

PART 2 PRODUCTS (NOT USED)

PART 3 EXECUTION (NOT USED)

END OF SECTION

SECTION 01153 CHANGE ORDER PROCEDURES

PART 1 GENERAL

1.01 DEFINITION

- A. Change Order: A written order signed by the Owner, the Architect/Engineer and the Contractor authorizing a change in the Project Plans and/or Specifications and, if necessary, a corresponding adjustment in the Contract Sum and/or Contract Time, pursuant to Article V of the General Conditions of the Construction Agreement.
- B. Administrative Change Adjustment: Minor change order under 10% of project cost or 20% time, does not have to be Board approved.
- C. Field Directive: A written order issued by Owner which orders minor changes in the Work not involving a change in Contract Time, to be paid from the Owner's contingency funds.
- D. Field Order: Minor change to contract work that does not require adjustment of contract sum or expected date of completion.

1.02 REQUIREMENTS INCLUDED

- A. The Contractor shall promptly implement change order procedures:
 - 1. Provide full written data required to evaluate changes.
 - 2. Maintain detailed records of work done on a time-and-material/force account basis.
 - 3. Provide full documentation to County on request.
- B. The Contractor shall designate a member of the Contractor's organization who:
 - 1. Is authorized to accept changes to the Work.
 - 2. Is responsible for informing others in the Contractor's employ of the authorized changes into the Work.

1.03 PRELIMINARY PROCEDURES

- A. Project Manager may initiate changes by submitting a Request to Contractor. Request will include:
 - 1. Detailed description of the change, products, costs and location of the change in the Project.
 - 2. Supplementary or revised Drawings and Specifications.
 - 3. The projected time extension for making the change.
 - 4. A specified period of time during which the requested price will be considered valid.
 - 5. Such request is for information only and is not an instruction to execute the changes, nor to stop work in progress.
- B. Contractor may initiate changes by submitting a written notice to the Project Manager, containing:
 - 1. Description of the proposed changes.
 - 2. Statement of the reason for making the changes.
 - 3. Statement of the effect on the Contract Sum and the Contract Time.

4. Statement of the effect on the work of separate contractors.
5. Documentation supporting any change in Contract Sum or Contract Time, as appropriate.

1.04 FIELD ORDER CHANGE

- A. In lieu of a Change Order, the Project Manager may issue a Field Order for the Contractor to proceed with additional work within the original intent of the Project.
- B. Field Order will describe changes in the work, with attachments of backup information to define details of the change.
- C. Contractor must sign and date the Field Order to indicate agreement with the terms therein.

1.05 DOCUMENTATION OF PROPOSALS AND CLAIMS

- A. Support each quotation for a lump sum proposal and for each unit price which has not previously been established, with sufficient substantiating data to allow the County to evaluate the quotation.
- B. On request, provide additional data to support time and cost computations:
 1. Labor required.
 2. Equipment required.
 3. Products required.
 - a. Recommended source of purchase and unit cost.
 - b. Quantities required.
 4. Taxes, insurance and bonds.
 5. Credit for work deleted from Contract, similarly documented.
 6. Overhead and profit.
 7. Justification for any change in Contract Time.
- C. Support each claim for additional costs and for work done on a time-and-material/force account basis, with documentation as required for a lump-sum proposal.
 1. Name of the County's authorized agent who ordered the work and date of the order.
 2. Date and time work was performed and by whom.
 3. Time record, summary of hours work and hourly rates paid.
 4. Receipts and invoices for:
 - a. Equipment used, listing dates and time of use.
 - b. Products used, listing of quantities.
 - c. Subcontracts.

1.06 PREPARATION OF CHANGE ORDERS

- A. Project Manager will prepare each Change Order.
- B. Change Order will describe changes in the Work, both additions and deletions, with attachments as necessary to define details of the change.
- C. Change Order will provide an accounting of the adjustment in the Contract Sum and in the Contract Time.

1.07 LUMP SUM/FIXED PRICE CHANGE ORDER

- A. Project Manager initiates the form, including a description of the changes involved and attachments based upon documents and proposals submitted by the Contractor, or requests from the County, or both.
- B. Once the form has been completed, all copies should be sent to Contractor for approval. After approval by Contractor, all copies should be sent to County for approval. The County will distribute executed copies after approval by the Board of County Commissioners.

1.08 UNIT PRICE CHANGE ORDER

- A. Contents of Change Orders will be based on, either:
 - 1. County's definition of the scope of the required changes.
 - 2. Contractor's Proposal for a change, as approved by the County.
 - 3. Survey of completed work.
- B. The amounts of the unit prices to be:
 - 1. Those stated in the Agreement.
 - 2. Those mutually agreed upon between County and Contractor.

1.09 TIME AND MATERIAL/FORCE ACCOUNT CHANGE ORDER/CONSTRUCTION CHANGE AUTHORIZATION

- A. Refer to Article V.5.6 of the General Conditions of the Construction Agreement.

1.10 CORRELATION WITH CONTRACTOR'S SUBMITTALS

- A. Periodically revise Schedule of Values and Application for Payment forms to record each change as a separate item of work, and to record the adjusted Contract Sum.
- B. Periodically revise the Construction Schedule to reflect each change in Contract Time. Revise sub schedules to show changes for other items of work affected by the changes.
- C. Upon completion of work under a Change Order, enter pertinent changes in Record Documents.

PART 2 PRODUCTS (NOT USED)

PART 3 EXECUTION (NOT USED)

END OF SECTION

SECTION 01200 PROJECT MEETINGS

PART 1 GENERAL

1.01 REQUIREMENTS INCLUDED

- A. The County shall schedule the pre-construction meeting, periodic progress meetings and special meetings, if required, throughout progress of work.
- B. Representatives of contractors, subcontractors and suppliers attending meetings shall be qualified and authorized to act on behalf of the entity each represents.
- C. The Contractor shall attend meetings to ascertain that work is expedited consistent with Contract Documents and construction schedules.

1.02 PRE-CONSTRUCTION MEETING

- A. Attendance:
 - 1. County's Engineer.
 - 2. County's Project Manager
 - 3. Contractor.
 - 4. Resident Project Representative.
 - 5. Related Labor Contractor's Superintendent.
 - 6. Major Subcontractors.
 - 7. Major Suppliers.
 - 8. Others as appropriate.
- B. Suggested Agenda:
 - 1. Distribution and discussion of:
 - a. List of major subcontractors.
 - b. Projected Construction Schedules.
 - c. Coordination of Utilities
 - 2. Critical work sequencing.
 - 3. Project Coordination.
 - a. Designation of responsible personnel.
 - b. Emergency contact persons with phone numbers.
 - 4. Procedures and processing of:
 - a. Field decisions.
 - b. Submittals.
 - c. Change Orders.
 - d. Applications for Payment.
 - 5. Procedures for maintaining Record Documents.
 - 6. Use of premises:
 - a. Office, work and storage areas.
 - b. County's REQUIREMENTS.
 - 7. Temporary utilities.
 - 8. Housekeeping procedures.
 - 9. Liquidated damages.
 - 10. Equal Opportunity Requirements.
 - 11. Laboratory testing.
 - 12. Project / Job meetings: Progress meeting, other special topics as needed.

PART 2 PRODUCTS (NOT USED)

PART 3 EXECUTION (NOT USED)

END OF SECTION

SECTION 01310 CONSTRUCTION SCHEDULE & PROJECT RESTRAINTS

PART 1 GENERAL

1.01 GENERAL

- A. Construction under this contract must be coordinated with the County and accomplished in a logical order to maintain utilization and flow through existing facilities and public properties and rights-of-way and to allow construction to be completed within the time allowed by Contract Documents and in the manner set forth in the Contract.

1.02 CONSTRUCTION SCHEDULING GENERAL PROVISIONS

- A. No work shall be done between 7:00 p.m. and 7:00 a.m. nor on weekends or legal holidays without written permission of the County. However, emergency work may be done without prior permission.
- B. Night work may be established by the Contractor as regular procedure with the written permission of the County. Such permission, however, may be revoked at any time by the County if the Contractor fails to maintain adequate equipment and supervision for the proper execution and control of the work at night.
- C. Due to potential health hazards and requirements of the State of Florida and the U.S. Environmental Protection Agency, existing facilities must be maintained in operation.
- D. The Contractor shall be fully responsible for providing all temporary piping, plumbing, electrical hook-ups, lighting, temporary structure, or other materials, equipment and systems required to maintain the existing facility's operations. All details of temporary piping and temporary construction are not necessarily shown on the Drawings or covered in the Specifications. However, this does not relieve the Contractor of the responsibility to insure that construction will not interrupt proper facility operations.
- E. The Contractor shall designate an authorized representative of his firm who shall be responsible for development and maintenance of the schedule and of progress and payment reports. This representative of the Contractor shall have direct project control and complete authority to act on behalf of the Contractor in fulfilling the commitments of the Contractor's schedule.

PART 2 PRODUCTS

2.01 GENERAL REQUIREMENTS

- A. The Contractor shall submit a critical path schedule as described herein.
- B. The planning, scheduling, management and execution of the work is the sole responsibility of the Contractor. The progress schedule requirement is established to allow County to review Contractor's planning, scheduling, management and execution of the work; to assist County in evaluating work progress and make progress payments and to allow other contractors to cooperate and coordinate their activities with those of the Contractor.

2.02 FORM OF SCHEDULES

- A. Prepare schedules using the latest version of Microsoft Project, or other County approved

software, in the form of a horizontal bar chart diagram. The diagram shall be time-scaled and sequenced by work areas. Horizontal time scale shall identify the first work day of each week.

- B. Activities shall be at least as detailed as the Schedule of Values. Activity durations shall be in whole working days. In addition, man-days shall be shown for each activity or tabulated in an accompanying report.
- C. Diagrams shall be neat and legible and submitted on sheets at least 8-1/2 inches by 11 inches suitable for reproduction. Scale and spacing shall allow space for notations and future revisions.

2.03 CONTENT OF SCHEDULES

- A. Each monthly schedule shall be based on data as of the last day of the current pay period.
- B. Description for each activity shall be brief, but convey the scope of work described.
- C. Activities shall identify all items of work that must be accomplished to achieve substantial completion, such as items pertaining to Contractor's installation and testing activities; items pertaining to the approval of regulatory agencies; contractor's time required for submittals, fabrication and deliveries; the time required by County to review all submittals as set forth in the Contract Documents; items of work required of County to support pre-operational, startup and final testing; time required for the relocation of utilities. Activities shall also identify interface milestones with the work of other contractors performing work under separate contracts with County.
- D. Schedules shall show the complete sequence of construction by activities. Dates for beginning and completion of each activity shall be indicated as well as projected percentage of completion for each activity as of the first day of each month.
- E. Submittal schedule for shop drawing review, product data, and samples shall show the date of Contractor submittal and the date approved submittals will be required by the County, consistent with the time frames established in the Specifications.
- F. For Contract change orders granting time extensions, the impact on the Contract date(s) shall equal the calendar-day total time extension specified for the applicable work in the Contract change orders.
- G. For actual delays, add activities prior to each delayed activity on the appropriate critical path(s). Data on the added activities of this type shall portray all steps leading to the delay and shall further include the following: separate activity identification, activity description indicating cause of the delay, activity duration consistent with whichever set of dates below applies, the actual start and finish dates of the delay or, if the delay is not finished, the actual start date and estimated completion date.
- H. For potential delays, add an activity prior to each potentially delayed activity on the appropriate critical path(s). Data for added activities of this type shall include alternatives available to mitigate the delay including acceleration alternatives and further show the following: separate activity identification, activity description indicating cause of the potential delay and activity duration equal to zero work days.

2.04 SUPPORTING NARRATIVE

- A. Status and scheduling reports identified below shall contain a narrative to document the project status, to explain the basis of Contractor's determination of durations, describe the Contract conditions and restraints incorporated into the schedule and provide an analysis pertaining to potential problems and practical steps to mitigate them.
- B. The narrative shall specifically include:
 - 1. Actual completion dates for activities completed during the monthly report period and actual start dates for activities commenced during the monthly report period.
 - 2. Anticipated start dates for activities scheduled to commence during the following monthly report period.
 - 3. Changes in the duration of any activity and minor logic changes.
 - 4. The progress along the critical path in terms of days ahead or behind the Contract date.
 - 5. If the Monthly Status Report indicates an avoidable delay to the Contract completion date or interim completion dates as specified in the Agreement, Contractor shall identify the problem, cause and the activities affected and provide an explanation of the proposed corrective action to meet the milestone dates involved or to mitigate further delays.
 - 6. If the delay is thought to be unavoidable, the Contractor shall identify the problem, cause, duration, specific activities affected and restraints of each activity.
 - 7. The narrative shall also discuss all change order activities whether included or not in the revised/current schedule of legal status. Newly introduced change order work activities and the CPM path(s) that they affect, must be specifically identified. All change order work activities added to the schedule shall conform with the sequencing and Contract Time requirements of the applicable Change Order.
 - 8. Original Contract date(s) shall not be changed except by Contract change order. A revision need not be submitted when the foregoing situations arise unless required by County. Review of a report containing added activities will not be construed to be concurrence with the duration or restraints for such added activities; instead the corresponding data as ultimately incorporated into the applicable Contract change order shall govern.
 - 9. Should County require additional data, this information shall be supplied by Contractor within 10 calendar days.

2.05 SUBMITTALS

- A. Contractor shall submit estimated and preliminary progress schedules (as identified in the Terms and Conditions of the Contract and the General Conditions), monthly status reports, a start-up schedule and an as-built schedule report all as specified herein.
- B. All schedules, including estimated and preliminary schedules, shall be in conformance with the Contract Documents.
- C. The finalized progress schedule discussed in the Contract Documents shall be the first monthly status report and as such shall be in conformance with all applicable specifications contained herein.
- D. Monthly Status Report submittals shall include a time-scaled (days after notice to proceed) diagram showing all contract activities and supporting narrative. The initial detailed schedule shall use the notice to proceed as the start date. The finalized schedule, if

concurred with by County, shall be the work plan to be used by the contractor for planning, scheduling, managing and executing the work.

- E. The schedule diagram shall be formatted as above. The diagram shall include (1) all detailed activities included in the preliminary and estimated schedule submittals, (2) calendar days prior to substantial completion, (3) summary activities for the remaining days. The critical path activities shall be identified, including critical paths for interim dates, if possible.
- F. The Contractor shall submit progress schedules with each application for payment.

2.06 MONTHLY STATUS REPORTS

- A. Contractor shall submit detailed schedule status reports on a monthly basis with the Application for Payment. The first such status report shall be submitted with the first Application for Payment and include data as of the last day of the pay period. The Monthly Report shall include a "marked-up" copy of the latest detailed schedule of legal status and a supporting narrative including updated information as described above. The Monthly Report will be reviewed by County and Contractor at a monthly schedule meeting and Contractor will address County's comments on the subsequent monthly report. Monthly status reports shall be the basis for evaluating Contractor's progress.
- B. The "marked-up" diagram shall show, for the latest detailed schedule of legal status, percentages of completion for all activities, actual start and finish dates and remaining durations, as appropriate. Activities not previously included in the latest detailed schedule of legal status shall be added, except that contractual dates will not be changed except by change order. Review of a marked-up diagram by County will not be construed to constitute concurrence with the time frames, duration, or sequencing for such added activities; instead the corresponding data as ultimately incorporated into an appropriate change order shall govern.

2.07 STARTUP SCHEDULE

- A. At least 60 calendar days prior to the date of substantial completion, Contractor shall submit a time-scaled (days after notice to proceed) diagram detailing the work to take place in the period between 60 days prior to substantial completion, together with a supporting narrative. County shall have 10 calendar days after receipt of the submittal to respond. Upon receipt of County's comments, Contractor shall make the necessary revisions and submit the revised schedule within 10 calendar days. The resubmittal, if concurred with by County, shall be the Work Plan to be used by Contractor for planning, managing, scheduling and executing the remaining work leading to substantial completion.
- B. The time-scaled diagram shall use the latest schedule of legal status for those activities completed ahead of the last 60 calendar days prior to substantial completion and detailed activities for the remaining 60-day period within the time frames outlined in the latest schedule of legal status.
- C. Contractor will be required to continue the requirement for monthly reports, as outlined above. In preparing this report, Contractor must assure that the schedule is consistent with the progress noted in the startup schedule.

2.08 REVISIONS

- A. All revised Schedule Submittals shall be made in the same form and detail as the initial submittal and shall be accompanied by an explanation of the reasons for such revisions, all of which shall be subject to review and concurrence by County. The revision shall incorporate all previously made changes to reflect current as-built conditions. Minor changes to the approved submittal may be approved at monthly meetings; a minor change is not considered a revision in the context of this paragraph.
- B. A revised schedule submittal shall be submitted for review when required by County.

PART 3 EXECUTION (NOT USED)

END OF SECTION

SECTION 01340 SHOP DRAWINGS, PROJECT DATA AND SAMPLES

PART 1 GENERAL

1.01 REQUIREMENTS INCLUDED

- A. The Contractor shall submit to the County for review and approval: working drawings, shop drawings, test reports and data on materials and equipment (hereinafter in this section called data), and material samples (hereinafter in this section called samples) as are required for the proper control of work, including, but not limited to those working drawings, shop drawings, data and samples for materials and equipment specified elsewhere in the Specifications and in the Contract Drawings.
- B. The Contractor is to maintain an accurate updated submittal log and will bring this log to each scheduled progress meeting with the County. This log should include the following items:
 - 1. Submittal description and number assigned.
 - 2. Date to County.
 - 3. Date returned to Contractor (from County).
 - 4. Status of Submittal (No exceptions taken, returned for confirmation or resubmittal, rejected).
 - 5. Date of Resubmittal and Return (as applicable).
 - 6. Date material released (for fabrication).
 - 7. Projected date of fabrication.
 - 8. Projected date of delivery to site.
 - 9. Projected date and required lead time so that product installation does not delay contact.
 - 10. Status of O&M manuals submitted.

1.03 CONTRACTOR'S RESPONSIBILITY

- A. It is the duty of the Contractor to check all drawings, data and samples prepared by or for him before submitting them to the County for review. Each and every copy of the Drawings and data shall bear Contractor's stamp showing that they have been so checked. Shop drawings submitted to the County without the Contractor's stamp will be returned to the Contractor for conformance with this requirement. Shop drawings shall indicate any deviations in the submittal from requirements of the contract Documents.
- B. Determine and verify:
 - 1. Field measurements.
 - 2. Field construction criteria.
 - 3. Catalog numbers and similar data.
 - 4. Conformance with Specifications and indicate all variances from the Specifications.
- C. The Contractor shall furnish the County a schedule of Shop Drawing submittals fixing the respective dates for the submission of shop and working drawings, the beginning of manufacture, testing and installation of materials, supplies and equipment. This schedule shall indicate those that are critical to the progress schedule.

- D. The Contractor shall not begin any of the work covered by a drawing, data, or a sample returned for correction until a revision or correction thereof has been reviewed and returned to him, by the County, with No Exceptions Taken or Approved As Noted.
- E. The Contractor shall submit to the County all drawings and schedules sufficiently in advance of construction requirements to provide no less than twenty-one (21) calendar days for checking and appropriate action from the time the County receives them.
- F. All material & product submittals, other than samples, may be transmitted electronically as a pdf file. All returns to the contractor will be as a pdf file only unless specifically requested otherwise.
- G. The Contractor shall be responsible for and bear all cost of damages which may result from the ordering of any material or from proceeding with any part of work prior to the completion of the review by County of the necessary Shop Drawings.

1.04 COUNTY'S REVIEW OF SHOP DRAWINGS AND WORKING DRAWINGS

- A. The County's review of drawings, data and samples submitted by the Contractor shall cover only general conformity to the Specifications, external connections and dimensions which affect the installation.
- B. The review of drawings and schedules shall be general and shall not be construed:
 - 1. As permitting any departure from the Contract requirements.
 - 2. As relieving the Contractor of responsibility for any errors, including details, dimensions and materials.
 - 3. As approving departures from details furnished by the County, except as otherwise provided herein.
- C. If the drawings or schedules as submitted describe variations and show a departure from the Contract requirements which the County finds to be in the interest of the County and to be so minor as not to involve a change in Contract Price or time for performance, the County may return the reviewed drawings without noting any exception.
- D. When reviewed by the County, each of the Shop and Working Drawings shall be identified as having received such review being so stamped and dated. Shop Drawings stamped "REJECTED" and with required corrections shown shall be returned to the Contractor for correction and resubmittal.
- E. Resubmittals will be handled in the same manner as first submittals. On resubmittals, the Contractor shall direct specific attention, in writing or on resubmitted Shop Drawings, to revisions other than the corrections requested by the County on previous submissions. The Contractor shall make any corrections required by the County.
- F. If the Contractor considers any correction indicated on the drawings to constitute a change to the Contract Drawings or Specifications, the Contractor shall give written notice thereof to the County.
- G. The County shall review a submittal/resubmittal a maximum of three (3) times after which cost of review shall be borne by the Contractor. The cost of engineering shall be equal to the County's actual payroll cost.

- H. When the Shop and Working Drawings have been completed to the satisfaction of the County, the Contractor shall carry out the construction in accordance therewith and shall make no further changes therein except upon written instructions from the County.
- I. No partial submittals shall be reviewed. Incomplete submittals shall be returned to the Contractor and shall be considered not approved until resubmitted.

1.05 SHOP DRAWINGS

- A. When used in the Contract Documents, the term "Shop Drawings" shall be considered to mean Contractor's plans for material and equipment which become an integral part of the Project. These drawings shall be complete and detailed. Shop Drawings shall consist of fabrication, drawings, setting drawings, schedule drawings, manufacturer's scale drawings and wiring and control diagrams. Cuts, catalogs, pamphlets, descriptive literature and performance and test data, shall be considered only as supportive to required Shop Drawings as defined above.
- B. Drawings and schedules shall be checked and coordinated with the work of all trades involved, before they are submitted for review by the County and shall bear the Contractor's stamp of approval and original signature as evidence of such checking and coordination. Drawings or schedules submitted without this stamp of approval and original signature shall be returned to the Contractor for resubmission.
- C. Each Shop Drawing shall have a blank area 3-1/2 inches by 3-1/2 inches, located adjacent to the title block. The title block shall display the following:
 - 1. Number and title of the drawing.
 - 2. Date of Drawing or revision.
 - 3. Name of project building or facility.
 - 4. Name of contractor and subcontractor submitting drawing.
 - 5. Clear identification of contents and location of the work.
 - 6. Specification title and number.
- D. If drawings show variations from Contract requirements because of standard shop practice or for other reasons, the Contractor shall describe such variations in his letter of transmittal. If acceptable, proper adjustment in the contract shall be implemented where appropriate. If the Contractor fails to describe such variations, he shall not be relieved of the responsibility of executing the work in accordance with the Contract, even though such drawings have been reviewed.
- E. Data on materials and equipment shall include, without limitation, materials and equipment lists, catalog sheets, cuts, performance curves, diagrams, materials of construction and similar descriptive material. Materials and equipment lists shall give, for each item thereon, the name and location of the supplier or manufacturer, trade name, catalog reference, size, finish and all other pertinent data.
- F. For all mechanical and electrical equipment furnished, the Contractor shall provide a list including the equipment name and address and telephone number of the manufacturer's representative and service company so that service and/or spare parts can be readily obtained.
- G. All manufacturers or equipment suppliers who proposed to furnish equipment or products shall submit an installation list to the County along with the required shop drawings. The

installation list shall include at least five installations where identical equipment has been installed and have been in operation for a period of at least one (1) year.

- H. Only the County will utilize the color "red" in marking shop drawing submittals.

1.06 WORKING DRAWINGS

- A. When used in the Contract Documents, the term "working drawings" shall be considered to mean the Contractor's fabrication and erection drawings for structures such as roof trusses, steelwork, precast concrete elements, bulkheads, support of open cut excavation, support of utilities, groundwater control systems, forming and false work; underpinning; and for such other work as may be required for construction of the project.
- B. Copies of working drawings as noted above, shall be submitted to the County where required by the Contract Documents or requested by the County and shall be submitted at least thirty (30) days (unless otherwise specified by the County) in advance of their being required for work.
- C. Working drawings shall be signed by a registered Professional Engineer, currently licensed to practice in the State of Florida and shall convey, or be accompanied by, calculation or other sufficient information to completely explain the structure, machine, or system described and its intended manner of use. Prior to commencing such work, working drawings must have been reviewed without specific exceptions by the County, which review will be for general conformance and will not relieve the Contractor in any way from his responsibility with regard to the fulfillment of the terms of the Contract. All risks of error are assumed by the Contractor; the County and Engineer shall not have responsibility therefor.

1.07 SAMPLES

- A. The Contractor shall furnish, for the review of the County, samples required by the Contract Documents or requested by the County. Samples shall be delivered to the County as specified or directed. The Contractor shall prepay all shipping charges on samples. Materials or equipment for which samples are required shall not be used in work until reviewed by the County.
- B. Samples shall be of sufficient size and quantity to clearly illustrate:
 - 1. Functional characteristics of the product, with integrally related parts and attachment devices.
 - 2. Full range of color, texture and pattern.
 - 3. A minimum of two samples of each item shall be submitted.
- C. Each sample shall have a label indicating:
 - 1. Name of product.
 - 2. Name of Contractor and Subcontractor.
 - 3. Material or equipment represented.
 - 4. Place of origin.
 - 5. Name of Producer and Brand (if any).
 - 6. Location in project.
(Samples of finished materials shall have additional markings that will identify them under the finished schedules.)
 - 7. Reference specification paragraph.

- D. The Contractor shall prepare a transmittal letter in triplicate for each shipment of samples containing the information required above. He shall enclose a copy of this letter with the shipment and send a copy of this letter to the County. Review of a sample shall be only for the characteristics or use named in such and shall not be construed to change or modify any Contract requirements.
- E. Reviewed samples not destroyed in testing shall be sent to the County or stored at the site of the work. Reviewed samples of the hardware in good condition will be marked for identification and may be used in the work. Materials and equipment incorporated in work shall match the reviewed samples. If requested at the time of submission, samples which failed testing or were rejected shall be returned to the Contractor at his expense.

PART 2 PRODUCTS (NOT USED)

PART 3 EXECUTION (NOT USED)

END OF SECTION

SECTION 01370 SCHEDULE OF VALUES

PART 1 GENERAL

1.01 REQUIREMENTS INCLUDED

- A. The Contractor shall submit to the County a Schedule of Values allocated to the various portions of the work, within 10 days after date of Notice to Proceed.
- B. Upon request of the County, the Contractor shall support the values with data which will substantiate their correctness.
- C. The Schedule of Values shall be used only as the basis for the Contractor's Applications for Payment.

1.02 FORM AND CONTENT OF SCHEDULE OF VALUES

- A. Schedule of Values will be considered for approval by County upon Contractor's request. Identify schedule with:
 - 1. Title of Project and location.
 - 2. Project number.
 - 3. Name and address of Contractor.
 - 4. Contract designation.
 - 5. Date of submission.
- B. Schedule of Values shall list the installed value of the component parts of the work in sufficient detail to serve as a basis for computing values for progress payments during construction.
- C. Follow the table of contents for the Contract Document as the format for listing component items for structures:
 - 1. Identify each line item with the number and title of the respective major section of the specification.
 - 2. For each line item, list sub values of major products or operations under item.
- D. Follow the bid sheets included in this Contract Documents as the format for listing component items for pipe lines.
- E. The sum of all values listed in the schedule shall equal the total Contract sum.

PART 2 PRODUCTS (NOT USED)

PART 3 EXECUTION (NOT USED)

END OF SECTION

SECTION 01380 CONSTRUCTION PHOTOGRAPHS

PART 1 GENERAL

1.01 REQUIREMENTS INCLUDED

- A. The Contractor shall employ a competent photographer to take construction record photographs or perform video, recording including furnishing all labor, materials, equipment and incidentals necessary to obtain photographs and/or video recordings of all construction areas.
- B. Preconstruction record information shall consist of video recordings on digital video disks (DVD).
- C. Construction progress information shall consist of photographs and digital photographs on a recordable compact disc (CD-R).

1.02 QUALIFICATIONS

- A. All photography shall be done by a competent camera operator who is fully experienced and qualified with the specified equipment.
- B. For the video recording, the audio portion should be done by a person qualified and knowledgeable in the specifics of the Contract, who shall speak with clarity and diction so as to be easily understood.

1.03 PROJECT PHOTOGRAPHS

- A. Provide one print of each photograph with each pay application.
- B. Provide one recordable compact disc with digital photographs with each pay application.
- C. Negatives:
 - 1. All negatives shall remain the property of photographer.
 - 2. The Contractor shall require that photographer maintain negatives or protected digital files for a period of two years from date of substantial completion of the project.
 - 3. Photographer shall agree to furnish additional prints to County at commercial rates applicable at time of purchase. Photographer shall also agree to participate as required in any litigation requiring the photographer as an expert witness.
- D. The Contractor shall pay all costs associated with the required photography and prints. Any parties requiring additional photography or prints shall pay the photographer directly.
- E. All project photographs shall be a single weight, color image. All finishes shall be smooth surface and glossy and all prints shall be 8 inches x 10 inches.
- F. Each print shall have clearly marked on the back, the name of the project, the orientation of view, the date and time of exposure, name and address of the photographer and the photographers numbered identification of exposure.
- G. All project photographs shall be taken from locations to adequately illustrate conditions prior

to construction, or conditions of construction and state of progress. The Contractor shall consult with the County at each period of photography for instructions concerning views required.

1.04 VIDEO RECORDINGS

- A. Video, recording shall be done along all routes that are scheduled for construction. Video, recording shall include full, recording of both sides of all streets and the entire width of easements plus 10 feet on each side on which construction is to be performed. All video recording shall be in full color.
- B. A complete view, in sufficient detail with audio description of the exact location shall be provided.
- C. The engineering plans shall be used as a reference for stationing in the audio portion of the recordings for easy location identification.
- D. Two complete sets of video recordings shall be delivered to the County on digital video disks (DVD) for the permanent and exclusive use of the County prior to the start of any construction on the project.
- E. All video recordings shall contain the name of the project, the date and time of the video, recording, the name and address of the photographer and any other identifying information required.
- F. Construction shall not start until preconstruction video recordings are completed, submitted and accepted by the County. In addition, no progress payments shall be made until the preconstruction video recordings are accepted by the County.

PART 2 PRODUCTS (NOT USED)

PART 3 EXECUTION (NOT USED)

END OF SECTION

SECTION 01410 TESTING AND TESTING LABORATORY SERVICES

PART 1 GENERAL

1.01 REQUIREMENTS INCLUDED

- A. County shall employ and pay for the services of an independent testing laboratory to perform testing specifically indicated on the Contract Documents or called out in the Specifications. County may elect to have materials and equipment tested for conformity with the Contract Documents at any time.
 - 1. Contractor shall cooperate fully with the laboratory to facilitate the execution of its required services.
 - 2. Employment of the laboratory shall in no way relieve the Contractor's obligations to perform the work of the Contract.

1.02 LIMITATIONS OF AUTHORITY OF TESTING LABORATORY

- A. Laboratory is not authorized to:
 - 1. Release, revoke, alter or enlarge on requirements of Contract Documents.
 - 2. Approve or accept any portion of the Work.
 - 3. Perform any duties of the Contractor.

1.03 CONTRACTOR'S RESPONSIBILITIES

- A. Cooperate with laboratory personnel; provide access to Work and/or to Manufacturer's operations.
- B. Secure and deliver to the laboratory adequate quantities of representational samples of materials proposed to be used and which require testing.
- C. Provide to the laboratory the preliminary design mix proposed to be used for concrete, and other material mixes which require control by the testing laboratory.
- D. Materials and equipment used in the performance of work under this Contract are subject to inspection and testing at the point of manufacture or fabrication. Standard specifications for quality and workmanship are indicated in the Contract Documents. The County may require the Contractor to provide statements or certificates from the manufacturers and fabricators that the materials and equipment provided by them are manufactured or fabricated in full accordance with the standard specifications for quality and workmanship indicated in the Contract Documents. All costs of this testing and providing statements and certificates shall be a subsidiary obligation of the Contractor and no extra charge to the County shall be allowed on account of such testing and certification.
- E. Furnish incidental labor and facilities:
 - 1. To provide access to work to be tested.
 - 2. To obtain and handle samples at the project site or at the source of the product to be tested.
 - 3. To facilitate inspections and tests.
 - 4. For storage and curing of test samples.

- F. Notify laboratory sufficiently in advance of operations to allow for laboratory assignment of personnel and scheduling of tests.
 - 1. When tests or inspections cannot be performed due to insufficient notice, Contractor shall reimburse County for laboratory personnel and travel expenses incurred due to Contractor's negligence.
- G. Employ and pay for the services of the same or a separate, equally qualified independent testing laboratory to perform additional inspections, sampling and testing required for the Contractor's convenience and as approved by the County.
- H. If the test results indicate the material or equipment complies with the Contract Documents, the County shall pay for the cost of the testing laboratory. If the tests and any subsequent retests indicate the materials and equipment fail to meet the requirements of the Contract Documents, the contractor shall pay for the laboratory costs directly to the testing firm or the total of such costs shall be deducted from any payments due the Contractor.

PART 2 PRODUCTS (NOT USED)

PART 3 EXECUTION (NOT USED)

END OF SECTION

SECTION 01510 TEMPORARY AND PERMANENT UTILITIES

PART 1 GENERAL

1.01 REQUIREMENTS INCLUDED

The Contractor shall be responsible for furnishing all requisite temporary utilities, i.e., power, water, sanitation, etc. The Contractor shall obtain and pay for all permits required as well as pay for all temporary usages. The Contractor shall remove all temporary facilities upon completion of work.

1.02 REQUIREMENTS OF REGULATORY AGENCIES

- A. Comply with National Electric Code.
- B. Comply with Federal, State and Local codes and regulations and with utility company requirements.
- C. Comply with County Health Department regulations.

PART 2 PRODUCTS

2.01 MATERIALS, GENERAL

Materials for temporary utilities may be "used". Materials for electrical utilities shall be adequate in capacity for the required usage, shall not create unsafe conditions and shall not violate requirements of applicable codes and standards.

2.02 TEMPORARY ELECTRICITY AND LIGHTING

Arrange with the applicable utility company for temporary power supply. Provide service required for temporary power and lighting and pay all costs for permits, service and for power used.

2.03 TEMPORARY WATER

- A. The Contractor shall arrange with Manatee County Utilities Customer Service office to provide water for construction purposes, i.e., meter, pay all costs for installation, maintenance and removal, and service charges for water used.
- B. The Contractor shall protect piping and fitting against freezing.

2.04 TEMPORARY SANITARY FACILITIES

- A. The Contractor shall provide sanitary facilities in compliance with all laws and regulations.
- B. The Contractor shall service, clean and maintain facilities and enclosures.

PART 3 EXECUTION

3.01 GENERAL

- A. The Contractor shall maintain and operate systems to assure continuous service.

- B. The Contractor shall modify and extend systems as work progress requires.

3.02 REMOVAL

- A. The Contractor shall completely remove temporary materials and equipment when their use is no longer required.
- B. The Contractor shall clean and repair damage caused by temporary installations or use of temporary facilities.

END OF SECTION

SECTION 01600 MATERIAL AND EQUIPMENT

PART 1 GENERAL

1.01 REQUIREMENTS INCLUDED

- A. Material and equipment incorporated into the work:
1. Conform to applicable specifications and standards.
 2. Comply with size, make, type and quality specified, or as specifically approved in writing by the County.
 3. Manufactured and Fabricated Products:
 - a. Design, fabricate and assemble in accordance with the best engineering and shop practices.
 - b. Manufacture like parts of duplicate units to standard sizes and gages, to be interchangeable.
 - c. Two or more items of the same kind shall be identical and manufactured by the same manufacturer.
 - d. Products shall be suitable for service conditions.
 - e. Equipment capacities, sizes and dimensions shown or specified shall be adhered to unless variations are specifically approved in writing.
 4. Do not use material or equipment for any purpose other than that for which it is specified.
 5. All material and equipment incorporated into the project shall be new.

1.02 MANUFACTURER'S INSTRUCTIONS

- A. When Contract Documents require that installation of work shall comply with manufacturer's printed instructions, obtain and distribute copies of such instructions to parties involved in the installation, including two copies to County. Maintain one set of complete instructions at the job site during installation and until completion.
- B. Handle, install, connect, clean, condition and adjust products in strict accordance with such instructions and in conformity with specified requirements. Should job conditions or specified requirements conflict with manufacturer's instructions, consult with County prior to proceeding. Do not proceed with work without clear instructions.

1.03 TRANSPORTATION AND HANDLING

- A. Arrange deliveries of products in accordance with construction schedules, coordinate to avoid conflict with work and conditions at the site.
1. Deliver products in undamaged condition, in manufacturer's original containers or packaging, with identifying labels intact and legible.
 2. Immediately on delivery, inspect shipments to assure compliance with requirements of Contract Documents and approved submittals and that products are properly protected and undamaged.
- B. Provide equipment and personnel to handle products by methods to prevent soiling or damage to products or packaging.

1.04 SUBSTITUTIONS AND PRODUCT OPTIONS

Contractor's Options:

1. For products specified only by reference standard, select any product meeting that standard.
2. For products specified by naming one or more products or manufacturers and "or equal", Contractor must submit a request for substitutions of any product or manufacturer not specifically named in a timely manner so as not to adversely affect the construction schedule.

PART 2 PRODUCTS (NOT USED)

PART 3 EXECUTION (NOT USED)

END OF SECTION

SECTION 01620 STORAGE AND PROTECTION

PART 1 GENERAL

1.01 REQUIREMENTS INCLUDED

Provide secure storage and protection for products to be incorporated into the work and maintenance and protection for products after installation and until completion of Work.

1.02 STORAGE

- A. Store products immediately on delivery and protect until installed in the Work, in accord with manufacturer's instructions, with seals and labels intact and legible.
- B. Exterior Storage
 - 1. Provide substantial platform, blocking or skids to support fabricated products above ground to prevent soiling or staining.
 - a. Cover products, subject to discoloration or deterioration from exposure to the elements, with impervious sheet coverings. Provide adequate ventilation to avoid condensation.
 - b. Prevent mixing of refuse or chemically injurious materials or liquids.
- A. Arrange storage in manner to provide easy access for inspection.

1.03 MAINTENANCE OF STORAGE

- A. Maintain periodic system of inspection of stored products on scheduled basis to assure that:
 - 1. State of storage facilities is adequate to provide required conditions.
 - 2. Required environmental conditions are maintained on continuing basis.
 - 3. Surfaces of products exposed to elements are not adversely affected. Any weathering of products, coatings and finishes is not acceptable under requirements of these Contract Documents.
- B. Mechanical and electrical equipment which requires servicing during long term storage shall have complete manufacturer's instructions for servicing accompanying each item, with notice of enclosed instructions shown on exterior of package.
 - 1. Equipment shall not be shipped until approved by the County. The intent of this requirement is to reduce on-site storage time prior to installation and/or operation. Under no circumstances shall equipment be delivered to the site more than one month prior to installation without written authorization from the County.
 - 2. All equipment having moving parts such as gears, electric motors, etc. and/or instruments shall be stored in a temperature and humidity controlled building approved by the County until such time as the equipment is to be installed.
 - 3. All equipment shall be stored fully lubricated with oil, grease, etc. unless otherwise instructed by the manufacturer.
 - 4. Moving parts shall be rotated a minimum of once weekly to insure proper lubrication and to avoid metal-to-metal "welding". Upon installation of the equipment, the Contractor shall start the equipment, at least half load, once weekly for an adequate period of time to insure that the equipment does not deteriorate from lack of use.
 - 5. Lubricants shall be changed upon completion of installation and as frequently as

- required, thereafter during the period between installation and acceptance.
6. Prior to acceptance of the equipment, the Contractor shall have the manufacturer inspect the equipment and certify that its condition has not been detrimentally affected by the long storage period. Such certifications by the manufacturer shall be deemed to mean that the equipment is judged by the manufacturer to be in a condition equal to that of equipment that has been shipped, installed, tested and accepted in a minimum time period. As such, the manufacturer will guaranty the equipment equally in both instances. If such a certification is not given, the equipment shall be judged to be defective. It shall be removed and replaced at the Contractor's expense.

1.04 PROTECTION AFTER INSTALLATION

- A. Provide protection of installed products to prevent damage from subsequent operations. Remove when no longer needed, prior to completion of work.
- B. Control traffic to prevent damage to equipment and surfaces.
- C. Provide coverings to protect finished surfaces from damage.

PART 2 PRODUCTS (NOT USED)

PART 3 EXECUTION (NOT USED)

END OF SECTION

SECTION 01700 CONTRACT CLOSEOUT

PART 1 GENERAL

1.01 REQUIREMENTS INCLUDED

Comply with requirements stated in Conditions of the Contract and in Specifications for administrative procedures in closing out the work.

1.02 SUBSTANTIAL COMPLETION

- A. The Contractor shall submit the following items when the Contractor considers the work to be substantially complete:
 - 1. A written notice that the work, or designated portion thereof, is substantially complete.
 - 2. A list of items to be completed or corrected.
- B. Within a reasonable time after receipt of such notice, the County shall make an inspection to determine the status of completion.
- C. Project record documents and operations and maintenance manuals must be submitted before the project shall be considered substantially complete.
- D. If the County determines that the work is not substantially complete:
 - 1. The County shall notify the Contractor in writing, stating the reasons.
 - 2. The Contractor shall remedy the deficiencies in the work and send a second written notice of substantial completion to the County.
 - 3. The County shall reinspect the work.
- E. When the County finds that the work is substantially complete:
 - 1. The Engineer shall prepare and deliver to the County a tentative Certificate of Substantial Completion (Manatee County Project Management Form PMD-8) with a tentative list of the items to be completed or corrected before final payment.
 - 2. The Engineer shall consider any objections made by the County as provided in Conditions of the Contract. When the Engineer considers the work substantially complete, he will execute and deliver to the County a definite Certificate of Substantial Completion (Manatee County Project Management Form PMD-8) with a revised tentative list of items to be completed or corrected.

1.03 FINAL INSPECTION

- A. When the Contractor considered the work to be complete, he shall submit written certification stating that:
 - 1. The Contract Documents have been reviewed.
 - 2. The work has been inspected for compliance with Contract Documents.
 - 3. The work has been completed in accordance with Contract Documents.
 - 4. The equipment and systems have been tested in the presence of the County's representative and are operational.
 - 5. The work is completed and ready for final inspection.

- B. The County shall make an inspection to verify the status of completion after receipt of such certification.
- C. If the County determines that the work is incomplete or defective:
 - 1. The County shall promptly notify the Contractor in writing, listing the incomplete or defective work.
 - 2. The Contractor shall take immediate steps to remedy the stated deficiencies and send a second written certification to County that the work is complete.
 - 3. The County shall reinspect the work.
- D. Upon finding the work to be acceptable under the Contract Documents, the County shall request the Contractor to make closeout submittals.
- E. For each additional inspection beyond a total of three (3) inspections for substantial and final completion due to the incompleteness of the work, the Contractor shall reimburse the County's fees.

1.04 CONTRACTOR'S CLOSEOUT SUBMITTALS TO COUNTY

- A. Project Record Documents (prior to substantial completion).
- B. Operation and maintenance manuals (prior to substantial completion).
- C. Warranties and Bonds.
- D. Evidence of Payment and Release of Liens: In accordance with requirements of General and Supplementary Conditions.
- E. Certification letter from Florida Department of Transportation and Manatee County Department of Transportation, as applicable.
- F. Certificate of Insurance for Products and Completed Operations.
- G. Final Reconciliation, Warranty Period Declaration, and Contractor's Affidavit (Manatee County Project Management Form PMD-9).

1.05 FINAL ADJUSTMENT OF ACCOUNTS

- A. Submit a final statement of accounting to the County.
- B. Statement shall reflect all adjustments to the Contract Sum:
 - 1. The original Contract Sum.
 - 2. Additions and deductions resulting from:
 - a. Previous Change Orders
 - b. Unit Prices
 - c. Penalties and Bonuses
 - d. Deductions for Liquidated Damages
 - e. Other Adjustments
 - 3. Total Contract Sum, as adjusted.
 - 4. Previous payments.

5. Sum remaining due.

- C. Project Management shall prepare a final Change Order, reflecting approved adjustments to the Contract Sum which were not previously made by Change Orders.

1.06 FINAL APPLICATION FOR PAYMENT

Contractor shall submit the final Application for Payment in accordance with procedures and requirements stated in the Conditions of the Contract.

PART 2 PRODUCTS (NOT USED)

PART 3 EXECUTION (NOT USED)

END OF SECTION

SECTION 01710 CLEANING

PART 1 GENERAL

1.01 REQUIREMENTS INCLUDED

Execute cleaning during progress of the work and at completion of the work, as required by the General Conditions.

1.02 DISPOSAL REQUIREMENTS

Conduct cleaning and disposal operations to comply with all Federal, State and Local codes, ordinances, regulations and anti-pollution laws.

PART 2 PRODUCTS

2.01 MATERIALS

- A. Use only those cleaning materials which will not create hazards to health or property and which will not damage surfaces.
- B. Use only those cleaning materials and methods recommended by manufacturer of the surface material to be cleaned.
- C. Use cleaning materials only on surfaces recommended by cleaning material manufacturer.

PART 3 EXECUTION

3.01 DURING CONSTRUCTION

- A. Execute periodic cleaning to keep the work, the site and adjacent properties free from accumulation of waste materials, rubbish and wind-blown debris, resulting from construction operations.
- B. Provide on-site containers for the collection of waste materials, debris and rubbish.
- C. Remove waste materials, debris and rubbish from the site periodically and dispose of at legal disposal areas away from the site.

3.02 DUST CONTROL

- A. Clean interior spaces prior to the start of finish painting and continue cleaning on an as-needed basis until painting is finished.
- B. Schedule operations so that dust and other contaminants resulting from cleaning process will not fall on wet or newly-coated surfaces.

3.03 FINAL CLEANING

- A. Employ skilled workmen for final cleaning.
- B. Broom clean exterior paved surfaces; rake clean other surfaces of the grounds.

- C. Prior to final completion or County occupancy, Contractor shall conduct an inspection of sight-exposed interior and exterior surfaces and all work areas to verify that the entire work is clean.

END OF SECTION

SECTION 01720 PROJECT RECORD DOCUMENTS

PART 1 STANDARDS

1.01 MINIMUM RECORD DRAWING STANDARDS FOR ALL RECORD DRAWINGS SUBMITTED TO MANATEE COUNTY

- A. Record drawings shall be submitted to at least the level of detail in the contract documents. It is anticipated that the original contract documents shall serve as at least a background for all record information. Original drawings in CAD format may be requested of the County.
- B. Drawings shall meet the criteria of paragraph 2.04 D above and as mentioned in Section 1.14 Record Drawings in the Manatee County Public Works Standards, Part I Utilities Standards Manual approved June 2015.

PART 2 STANDARDS

2.01 REQUIREMENTS INCLUDED

- A. Contractor shall maintain at the site for the County one record copy of:
 - 1. Drawings.
 - 2. Specifications.
 - 3. Addenda.
 - 4. Change Orders and other modifications to the Contract.
 - 5. County's field orders or written instructions.
 - 6. Approved shop drawings, working drawings and samples.
 - 7. Field test records.
 - 8. Construction photographs.

2.02 MAINTENANCE OF DOCUMENTS AND SAMPLES

- A. Store documents and samples in Contractor's field office apart from documents used for construction.
 - 1. Provide files and racks for storage of documents.
 - 2. Provide locked cabinet or secure storage space for storage of samples.
- B. File documents and samples in accordance with CSI format.
- C. Maintain documents in a clean, dry, legible, condition and in good order. Do not use record documents for construction purposes.
- D. Make documents and samples available at all times for inspection by the County.

2.03 MARKING DEVICES

- A. Provide felt tip marking pens for recording information in the color code designated by the County.

2.04 RECORDING DRAWINGS PREPARATION

- A. Record information concurrently with construction progress.

- B. Do not conceal any work until required information is recorded.
- C. Drawings; Legibly mark to record actual construction:
1. All underground piping with elevations and dimensions. Changes to piping location. Horizontal and vertical locations of underground utilities and appurtenances, referenced to permanent surface improvements. Actual installed pipe material, class, etc. Locations of drainage ditches, swales, water lines and force mains shall be shown every 200 feet (measured along the centerline) or alternate lot lines, whichever is closer. Dimensions at these locations shall indicate distance from centerline of right-of-way to the facility.
 2. Field changes of dimension and detail.
 3. Changes made by Field Order or by Change Order.
 4. Details not on original contract drawings.
 5. Equipment and piping relocations.
 6. Locations of all valves, fire hydrants, manholes, water and sewer services, water and force main fittings, underdrain cleanouts, catch basins, junction boxes and any other structures located in the right-of-way or easement, shall be located by elevation and by station and offset based on intersection P.I.'s and centerline of right-of-way. For facilities located on private roads, the dimensioning shall be from centerline of paving or another readily visible baseline.
 7. Elevations shall be provided for all manhole rim and inverts; junction box rim and inverts; catch basin rim and inverts; and baffle, weir and invert elevations in control structures. Elevations shall also be provided at the PVI's and at every other lot line or 200 feet, whichever is less, of drainage swales and ditches. Bench marks and elevation datum shall be indicated.
 8. Slopes for pipes and ditches shall be recalculated, based on actual field measured distances, elevations, pipe sizes, and type shown. Cross section of drainage ditches and swales shall be verified.
 9. Centerline of roads shall be tied to right-of-way lines. Elevation of roadway centerline shall be given at PVI's and at all intersections.
 10. Record drawings shall show bearings and distances for all right-of-way and easement lines, and property corners.
 11. Sidewalks, fences and walls, if installed at the time of initial record drawing submittal, shall be located every 200 feet or alternate lot lines, whichever is closer. Dimensions shall include distance from the right-of-way line and the back of curb and lot line or easement line.
 12. Sanitary sewer mainline wyes shall be located from the downstream manhole. These dimensions shall be provided by on-site inspections or televising of the sewer following installation.
 13. Elevations shall be provided on the top of operating nuts for all water and force main valves.
 14. Allowable tolerance shall be ± 6.0 inches for horizontal dimensions. Vertical dimensions such as the difference in elevations between manhole inverts shall have an allowable tolerance of $\pm 1/8$ inch per 50 feet (or part thereof) of horizontal distance up to a maximum tolerance of ± 2 inch.
 15. Properly prepared record drawings on mylar, together with two copies, shall be certified by a design professional (Engineer and/or Surveyor registered in the State of Florida), employed by the Contractor, and submitted to the County.
- D. Specifications and Addenda; Legibly mark each Section to record:

1. Manufacturer, trade name, catalog number and supplier of each product and item of equipment actually installed.
 2. Changes made by field order or by change order.
- E. Shop Drawings (after final review and approval):
1. Five sets of record drawings for each process equipment, piping, electrical system and instrumentation system.

2.05 SUBMITTAL

- A. Prior to substantial completion and prior to starting the bacteria testing of water lines, deliver signed and sealed Record Documents and Record Drawings to the County. These will be reviewed and verified by the inspector. If there are any required changes or additions, these shall be completed and the entire signed and sealed set resubmitted prior to final pay application.
- B. The Contractor shall employ a Professional Engineer or Surveyor registered in the State of Florida to verify survey data and properly prepare record drawings. Record drawings shall be certified by the professional(s) (Engineer or Surveyor licensed in Florida), as stipulated by the Land Development Ordinance and submitted on signed and sealed paper drawings, signed and dated mylar drawings together with an AutoCAD version on a recordable compact disk (CD).
- C. The CD shall contain media in AutoCad Version 2004 or later, or in any other CAD program compatible with AutoCad in DWG or DXF form. All fonts, line types, shape files, external references, or other pertinent information used in the drawing and not normally included in AutoCad shall be included on the media with a text file or attached noted as to its relevance and use.
- D. Accompany submittal with transmittal letter, containing:
1. Date.
 2. Project title and number.
 3. Contractor's name and address.
 4. Title and number of each Record Document.
 5. Signature of Contractor or his authorized representative.

Note: The data required to properly prepare these record drawings shall be obtained at the site, at no cost to the County by the responsible design professional or his/her duly appointed representative. The appointed representative shall be a qualified employee of the responsible design professional or a qualified inspector retained by the responsible design professional on a project-by-project basis.

PART 3 EXECUTION (NOT USED)

END OF SECTION

SECTION 01730 OPERATING AND MAINTENANCE DATA

PART 1 GENERAL

1.01 REQUIREMENTS INCLUDED

- A. Compile product data and related information appropriate for County's maintenance and operation of products furnished under Contract.

Prepare operating and maintenance data as specified in this and as referenced in other pertinent sections of Specifications.

- B. Instruct County's personnel in maintenance of products and equipment and systems.
- C. Provide three (3) sets of operating and maintenance manuals for each piece of equipment provided within this Contract.

1.02 FORM OF SUBMITTALS

- A. Prepare data in form of an instructional manual for use by County's personnel.

- B. Format:

1. Size: 8-1/2 inch x 11 inch
2. Paper: 20 pound minimum, white, for typed pages
3. Text: Manufacturer's printed data or neatly typewritten
4. Drawings:
 - a. Provide reinforced punched binder tab, bind in with text.
 - b. Fold larger drawings to size of text pages.
5. Provide fly-leaf for each separate product or each piece of operating equipment.
 - a. Provide typed description of product and major component parts of equipment.
 - b. Provide indexed tabs.
6. Cover: Identify each volume with typed or printed title "OPERATING AND MAINTENANCE INSTRUCTIONS". List:
 - a. Title of Project.
 - b. Identity of separate structures as applicable.
 - c. Identity of general subject matter covered in the manual.

- C. Binders:

1. Commercial quality three-ring binders with durable and cleanable plastic covers.
2. Maximum ring size: 1 inch.
3. When multiple binders are used, correlate the data into related consistent groupings.

1.03 MANUAL FOR EQUIPMENT AND SYSTEMS

- A. Submit three copies of complete manual in final form.

- B. Content for each unit of equipment and system, as appropriate:

1. Description of unit and component parts.
 - a. Function, normal operating characteristics and limiting conditions.

- b. Performance curves, engineering data and tests.
 - c. Complete nomenclature and commercial number of replaceable parts.
- 2. Operating Procedures:
 - a. Start-up, break-in, routine and normal operating instructions.
 - b. Regulation, control, stopping, shut-down and emergency instructions.
 - c. Summer and winter operating instructions.
 - d. Special operating instructions.
- 3. Maintenance Procedures:
 - a. Routine operations.
 - b. Guide to "trouble-shooting".
 - c. Disassembly, repair and reassembly.
 - d. Alignment, adjusting and checking.
- 4. Servicing and lubricating schedule.
 - a. List of lubricants required.
- 5. Manufacturer's printed operating and maintenance instructions.
- 6. Description of sequence of operation by control manufacturer.
- 7. Original manufacturer's parts list, illustrations, assembly drawings and diagrams required for maintenance.
 - a. List of predicted parts subject to wear.
 - b. Items recommended to be stocked as spare parts.
- 8. As installed control diagrams by controls manufacturer.
- 9. Each contractor's coordination drawings.
 - a. As installed color coded piping diagrams.
- 10. Charts of valve tag numbers, with location and function of each valve.
- 11. List of original manufacturer's spare parts, manufacturer's current prices and recommended quantities to be maintained in storage.
- 12. Other data as required under pertinent sections of specifications.

C. Content, for each electric and electronic system, as appropriate:

- 1. Description of system and component parts.
 - a. Function, normal operating characteristics and limiting conditions.
 - b. Performance curves, engineering data and tests.
 - c. Complete nomenclature and commercial number of replaceable parts.
- 2. Circuit directories of panelboards.
 - a. Electrical service.
 - b. Controls.
 - c. Communications.
- 3. As-installed color coded wiring diagrams.
- 4. Operating procedures:
 - a. Routine and normal operating instructions.
 - b. Sequences required.
 - c. Special operating instructions.
- 5. Maintenance procedures:
 - a. Routine operations.
 - b. Guide to "trouble-shooting".
 - c. Disassembly, repair and reassembly.
 - d. Adjustment and checking.
- 6. Manufacturer's printed operating and maintenance instructions.
- 7. List of original manufacture's spare parts, manufacturer's current prices and recommended quantities to be maintained in storage.
- 8. Prepare and include additional data when the need for such data becomes apparent during instruction of County's personnel.

- D. Prepare and include additional data when the need for such data becomes apparent during instruction on County's personnel.
- E. Additional requirements for operating and maintenance data: Respective sections of Specifications.

1.04 SUBMITTAL SCHEDULE

- A. Submit one copy of completed data in final form fifteen days prior to substantial completion.
 - 1. Copy will be returned after substantial completion, with comments (if any).
- B. Submit two copies of approved data in final form. Final acceptance will not be provided until the completed manual is received and approved.

1.05 INSTRUCTION OF COUNTY'S PERSONNEL

- A. Prior to final inspection or acceptance, fully instruct County's designated operating and maintenance personnel in operation, adjustment and maintenance of products, equipment and systems.
- B. Operating and maintenance manual shall constitute the basis of instruction.
 - 1. Review contents of manual with personnel in full detail to explain all aspects of operations and maintenance.

PART 2 PRODUCTS (NOT USED)

PART 3 EXECUTION (NOT USED)

END OF SECTION

SECTION 01740 WARRANTIES AND BONDS

PART 1 GENERAL

1.01 REQUIREMENTS INCLUDED

- A. Compile specified warranties and bonds.
- B. Compile specified service and maintenance contracts.
- C. Co-execute submittals when so specified.
- D. Review submittals to verify compliance with Contract Documents.
- E. Submit to County for review and transmittal.

1.02 SUBMITTAL REQUIREMENTS

- A. Assemble warranties, bonds and service and maintenance contracts, executed by each of the respective manufacturers, suppliers and subcontractors.
- B. Number of original signed copies required: Two each.
- C. Table of Contents: Neatly typed, in orderly sequence. Provide complete information for each item.
 - 1. Product or work item.
 - 2. Firm, with name of principal, address and telephone number.
 - 3. Scope.
 - 4. Date of beginning of warranty, bond or service and maintenance contract.
 - 5. Duration of warranty, bond or service maintenance contract.
 - 6. Provide information for County's personnel:
 - a. Proper procedure in case of failure.
 - b. Instances which might affect the validity of warranty or bond.
 - 7. Contractor, name of responsible principal, address and telephone number.

1.03 FORM OF SUBMITTALS

- A. Prepare in duplicate packets.
- B. Format:
 - 1. Size 8-1/2 inch x 11 inch punched sheets for standard 3-ring binder. Fold larger sheets to fit into binders.
 - 2. Cover: Identify each packet with typed or printed title "WARRANTIES AND BONDS". List:
 - a. Title of Project.
 - b. Name of Contractor.
- C. Binders: Commercial quality, three-ring, with durable and cleanable plastic covers.

1.04 TIME OF SUBMITTALS

- A. Make submittals within ten days after date of substantial completion and prior to final request for payment.
- B. For items of work, where acceptance is delayed materially beyond date of substantial completion, provide updated submittal within ten days after acceptance, listing date of acceptance as start of warranty period.

1.05 SUBMITTALS REQUIRED

- A. Submit warranties, bonds, service and maintenance contracts as specified in respective sections of Specifications.
- B. Approval by the County of all documents required under this section is a pre-requisite to requesting a final inspection and final payment

PART 2 PRODUCTS (NOT USED)

PART 3 EXECUTION (NOT USED)

END OF SECTION

DIVISION 2 SITE WORK

SECTION 02064 MODIFICATIONS TO EXISTING STRUCTURES, PIPING AND EQUIPMENT

PART 1 GENERAL

1.01 SCOPE OF WORK

Furnish all labor, materials, equipment and incidentals required to modify, alter and/or convert existing structures as shown or specified and as required for the installation of piping, mechanical equipment and appurtenances. Existing piping and equipment shall be removed and dismantled as necessary for the performance of facility alterations in accordance with the requirements herein specified.

PART 2 PRODUCTS

- A. Epoxy mortar shall be fiberglass fiber mixed with an epoxy filler.
- B. Non-shrink grout shall be a sand-cement, non-metallic formulation, having a 28-day strength of 4,000 psi and 0.0 percent shrinkage per ASTM C1090.
- C. Liners to be installed in existing manholes and wetwells shall be spray-applied, monolithic, reinforced urethane resin. Urethane resin-based manhole liner material shall be resistant to hydrogen sulfide gas, and other common contents found in a sanitary sewer environment.
- D. Approved manhole and wet well liner products are Raven 405, SprayWall, Green Monster, or SpectraShield.

PART 3 EXECUTION

3.01 GENERAL

- A. Cut, repair, reuse, excavate, demolish or otherwise remove parts of the existing structures or appurtenances, as indicated on the construction drawings, or as necessary to complete the work as required. Dispose of surplus materials resulting from the above work in an approved manner. The work shall include all necessary cutting and bending of reinforcing steel, structural steel, or miscellaneous metal work found embedded in the existing structures.
- B. Dismantle and remove all existing equipment, piping, and other appurtenances required for the completion of the work. Where called for or required, cut existing pipelines for the purpose of making connections thereto.
- C. Anchor bolts for equipment and structural steel to be removed shall be cut off one inch below the concrete surface. Surfaces shall then be refinished using non-shrink grout or epoxy mortar or as indicated on the construction drawings. Repairs to the interior surfaces of existing concrete structures in sanitary sewers shall be made with epoxy mortar. Repairs to be made on other existing concrete surfaces using non-shrink grout shall be made using a bonding agent such as Acrylbond by Concrete Producers Solutions or an equal approved by the County. Remove all dirt, curing compounds, sealers, paint, rust or other foreign material, and etch with muriatic acid solution. Flush with clean water and while still damp,

apply a coating of the bonding agent. Place the new grout patch onto the treated area immediately.

- D. At the time that a new connection is made to an existing pipeline, additional new piping, extending to and including a new valve, shall be installed. Pipe restraint devices, if required, shall also be installed as required. At the time when a new potable or reclaimed water service is installed, a pipe locator tracer wire shall be installed and connected to the tracer wire at the main.
- E. No existing structure, equipment, or appurtenance shall be shifted, cut, removed, or otherwise altered except with the express approval of and only to the extent approved by the County. All existing valve boxes, fire hydrants, air release valve cabinets, and manholes shall be relocated to meet the new finished grade elevations after construction.
- F. When removing materials or portions of existing utility pipelines or structures or when making openings in walls and partitions, take all precautions and use all necessary barriers and other protective devices so as not to damage the structures beyond the limits necessary for the new work, and not to damage the structures or contents by falling or flying debris. Unless otherwise approved by the County, saw-cutting, rotary core-boring, or line drilling will be required in removing material from existing concrete structures or pipes.
- G. Materials and equipment removed in the course of making alterations and additions shall remain the property of the County, except that items not salvageable, as determined by the County, shall be disposed of off the work site.
- H. All alterations to existing utility pipes and structures shall be done at such time and in such a manner as to comply with the approved time schedule. Before any part of the work is started, all tools, equipment, and materials shall be assembled and made ready so that the work can be completed without delays.
- I. All cutting of existing concrete or other material to provide suitable bonding to new work shall be done in a manner to meet the requirements of the respective section of these Standards covering the new work. When not covered, the work shall be carried on in the manner and to the extent directed by the County or per the construction drawings.
- J. Surfaces of seals visible in the completed work shall be made to match as nearly as possible the adjacent surfaces.
- K. Non-shrink cementitious grout shall be used for setting wall castings, sleeves, leveling pump bases, doweling anchors into existing concrete and elsewhere as shown on the construction drawings. The surface to which grout is to be applied shall be wetted to facilitate good bonding.
- L. Where necessary or required for the purpose of making connections; cut existing pipelines in a manner to provide an approved joint. Where required, use flanges, couplings, or adapters, all as required.
- M. Provide flumes, hoses, piping, pumps and well points, and other related items to divert or provide suitable plugs, bulkheads, or other means to hold back the flow of water or other liquids, all as required in the performance of the work.
- N. Care shall be taken not to damage any part of existing buildings or foundations or outside structures.

- O. Prior to entering confined spaces in sanitary sewer structures, conduct an evaluation of the atmosphere within, in accordance with local, state, and federal regulations. Provide ventilation equipment and other equipment as required to assure safe working conditions.

3.02 CONNECTING TO EXISTING PIPING AND EQUIPMENT

The Contractor shall verify exact location, material, alignment, joint, etc. of existing piping and equipment prior to making the connections called out in the Drawings. The verifications shall be performed with adequate time to correct any potential alignment or other problems prior to the actual time of connection. A County Inspector must be present for all tie-ins for a visual inspection.

3.03 REMOVAL AND ABANDONMENT OF ASBESTOS CEMENT PIPE AND APPURTENANCES

- A. All work associated with the removal or abandonment of existing asbestos cement pipe and appurtenances shall be performed by a licensed asbestos removal Contractor registered in the State of Florida.
- B. The asbestos Contractor shall contact the appropriate regulatory agencies prior to removal or abandonment of any asbestos material and shall obtain all required permits and licenses and issue all required notices. The cost for all fees associated with permits, licenses and notices to the governing regulatory agencies shall be borne by the asbestos Contractor.
- C. All work associated with removal or abandonment of asbestos cement pipe and appurtenances shall be performed in accordance with the standards listed below and all other applicable local, State, or Federal standards.
 - (1) Florida Administrative Code, Chapter 62-257, ASBESTOS PROGRAM
 - (2) Title 40 CFR, Part 61, Subpart M, NATIONAL EMISSION STANDARD FOR ASBESTOS
 - (3) Occupational Safety and Health Act, Title 29 CFR
 - (4) Title 40 CFR, Part 763, ASBESTOS
 - (5) Florida Statute Title XXXII, Chapter 469, ASBESTOS ABATEMENT
- D. All asbestos cement pipe sections indicated on the construction drawings to be removed, and all related tees, valves, fittings and appurtenances shall be removed in their entirety and disposed of by the asbestos Contractor in accordance with this Section. Asbestos cement nipples between tees and valves shall be replaced. After removal of the pipelines, all excavations shall be backfilled in accordance with the applicable provisions of the Trenching and Excavation Section of these Standards. The cost of disposing of the removed materials shall be borne by the asbestos Contractor.
- E. The cutting of existing asbestos-cement (A/C, a.k.a. "Transite") pipe shall be by hand tools only. No powered machine cutting is allowed. Removal of all fragments of pipe shall be double bagged prior to shipment. Longer sections of pipe removed may be shipped without double bagging. An asbestos manifest form must accompany each shipment of such pipe or pipe material waste to the Manatee County Lena Road Landfill. Prior to each shipment, a minimum of 24 hours notice to the Landfill field office (telephone (941) 748-5543) is required.

3.04 IN-PLACE GROUTING OF EXISTING PIPE

- A. Where water and wastewater utility pipes are to be abandoned in place, they shall be filled with a nonshrinking sand-cement grout. When such pipes are made of asbestos-cement materials, the abandonment activities shall be performed by a licensed asbestos Contractor. It is completely the Contractor's responsibility to obtain all regulatory clearances and provide documentation in cases where they have determined that an asbestos-cement pipe abandonment activity by in-place grouting does not require a licensed asbestos Contractor.
- B. The ends of the pipe sections to be grout-filled shall be capped or plugged with suitable pipe fittings. The grout material shall be of suitable properties and the pumping pressure shall be such that the pipe sections are filled completely with grout. All above ground features shall be removed: hydrants, meters, valve & meter boxes, pads, vaults, etc. Existing tees, crosses, and valves left in service shall be plugged and restrained.
- C. The County shall be given timely notice so that the County's representative may be present to monitor all pipe grouting operations. Provide standpipes and/or additional means of visual inspection as required to determine if adequate grout material has filled the entire pipe sections.
- D. All tees, crosses, and valves left in service shall be plugged and restrained.

3.05 SPRAY-APPLIED LINERS

- A. Use a high-pressure water spray to remove all foreign material from the walls and bench of the structure. Loose or protruding masonry materials shall be removed using a hammer and chisel. Fill any voids, holes or cracks using a hand trowel with epoxy mortar to form a uniform surface. Place covers over all pipe openings to prevent extraneous material from entering the pipes. Block or divert sewer flow from entering the structure. Any infiltration leaks shall be stopped by using such methods as approved by the County.
- B. The liner material shall be sprayed onto the invert, bench and wall areas. The sprayed-on material shall be applied such that the entire structure is lined with a structurally enhanced monolithic liner. The thickness of the wall liner material shall be such that it will withstand the hydraulic load generated by the surrounding groundwater table, using a factor of safety of two, and using the assumption that the groundwater table is at the level of the top of the structure. The invert and bench liner material shall be the same thickness as that required for the base of the wall.
- C. Special care shall be used to provide a smooth transition between the intersecting pipelines and the manhole inverts such that flow is not impaired. Remove concrete material from the existing manhole base channel in depth to the required thickness of the new liner material.
- D. No active sewer flow shall be allowed in the newly lined structure, nor shall any vacuum tests be performed, until the liner material has had adequate time to cure, as recommended by the liner material manufacturer.
- E. Install the coating systems per manufacturer's recommendation and completely protect the structure from corrosion. The liner or coating systems must extend and seal onto manhole ring, onto and around pipe openings and any other protrusions, and completely cover the bench and flow invert. Provide a five (5)-year unlimited warranty on all workmanship and products. The work includes the surface preparation and application of the coating or liner system, and shall protect the structure for at least five (5) years from all leaks and from failure due to corrosion from exposure to corrosive gases such as hydrogen sulfide.

3.06 CONNECTION TO EXSTING MANHOLE

- A. Where required or as indicated on the construction drawings, make connection of new pipelines to existing manhole structures. If pipe stub-outs of the correct size and position are not available, make connections by removing a portion of the manhole wall by mechanical rotary core boring. The connection between pipe and concrete manhole shall be complete with resilient seals meeting the requirements of ASTM C923.
- B. A new channel shall be formed in the manhole base by removing and reforming or by providing new concrete to convey the new flow into the existing channel in accordance with the standard requirements for new sewer manhole structures. Flow direction shall not change by more than 90 degrees within the manhole base.
- C. Repair internal coating of existing manholes cored during connection of new sewers by applying approved coating material as listed above in accordance with the manufacturer's recommendations. If existing manhole has an internal coating other than that listed above, sandblast the interior of the existing manhole and apply an approved coating in accordance with the manufacturer's recommendations.
- D. When connecting a force main to an existing manhole, the force main termination manhole and the next two manholes downstream shall be rehabilitated and lined with a currently approved liner. If the existing manholes are lined with a non-conforming liner according to Part 2.D above, the existing liner shall be removed and replaced, unless otherwise noted on the plans or with written approval by the County.

END OF SECTION

SECTION 02100 SITE PREPARATION

PART 1 GENERAL

1.01 SCOPE OF WORK

- A. This Section covers clearing, grubbing and stripping of the project site and/or along the pipeline route.
- B. The Contractor shall clear and grub all of the area within the limits of construction or as required, which includes, but is not limited to utility easements. The width of the area to be cleared shall be reviewed by the County prior to the beginning of any clearing.
- C. The Contractor's attention is directed to any Soil Erosion and Sediment Control Ordinances in force in Manatee County. The Contractor shall comply with all applicable sections of these ordinances.

PART 2 PRODUCTS (NOT USED)

PART 3 EXECUTION

3.01 CLEARING

The surface of the ground, for the area to be cleared and grubbed shall be completely cleared of all timber, brush, stumps, roots, grass, weeds, rubbish and all other objectionable obstructions resting on or protruding through the surface of the ground. However, trees shall be preserved as hereinafter specified unless otherwise designated by the County. Clearing operations shall be conducted so as to prevent damage to existing structures and installations and to those under construction, so as to provide for the safety of employees and others. Soil erosion control devices such as hay bales and silt fences shall be installed to satisfy all Federal, State and County requirements.

3.02 GRUBBING

Grubbing shall consist of the complete removal of all stumps, roots larger than 1-1/2 inches in diameter, matted roots, brush, timber, logs and any other organic or metallic debris not suitable for foundation purposes, resting on, under or protruding through the surface of the ground to a depth of 18 inches below the subgrade. All depressions excavated below the original ground surface for or by the removal of such objects, shall be refilled with suitable materials and compacted to a density conforming to the surrounding ground surface.

3.03 STRIPPING

In areas so designated, topsoil shall be stockpiled. Topsoil so stockpiled shall be protected until it is placed as specified. The County shall have the option to receive all excess topsoil materials. The Contractor shall pay all equipment and labor cost to deliver excess top soil material to a remote site chosen by the County within a five mile radius of the construction site. Should County not choose to receive any or all excess topsoil materials, the Contractor shall dispose of said material at no additional cost to County.

3.04 DISPOSAL OF CLEARED AND GRUBBED MATERIAL

The Contractor shall dispose of all material and debris from the clearing and grubbing

operation by hauling such material and debris off site. The cost of disposal (including hauling) of cleared and grubbed material and debris shall be considered a subsidiary obligation of the Contractor; the cost of which shall be included in the prices bid for the various classes of work.

3.05 PRESERVATION OF TREES

Those trees which are not designated for removal by the County shall be carefully protected from damage. The Contractor shall erect such barricades, guards and enclosures as may be considered necessary by him for the protection of the trees during all construction operation.

3.06 PRESERVATION OF DEVELOPED PRIVATE PROPERTY

- A. The Contractor shall exercise extreme care to avoid unnecessary disturbance of developed private property adjacent to proposed project site. Trees, shrubbery, gardens, lawns and other landscaping, which are not designated by the County to be removed, shall be replaced and replanted to restore the construction easement to the condition existing prior to construction.
- B. All soil preservation procedures and replanting operations shall be under the supervision of a nursery representative experienced in such operations.
- C. Improvements to the land such as fences, walls, outbuildings and other structures which of necessity must be removed, shall be replaced with equal quality materials and workmanship.
- D. The Contractor shall clean up the construction site across developed private property directly after construction is completed upon approval of the County.

3.07 PRESERVATION OF PUBLIC PROPERTY

The appropriate paragraphs of these Specifications shall apply to the preservation and restoration of public lands, parks, rights-of-way, easements and all other damaged areas. This includes, but is not limited to the trimming of trees damaged by contractor's equipment.

END OF SECTION

SECTION 02220 EXCAVATION, BACKFILL, FILL AND GRADING FOR STRUCTURES

PART 1 GENERAL

1.01 SCOPE OF WORK

- A. Structural excavation shall consist of the removal of material for the construction of foundations for structures and other excavation designated on the drawings or in these specifications.
- B. Structural excavation and backfill shall consist of furnishing material, if necessary and placing and compacting backfill material around structures to the lines and grades designated on the drawings, as specified or directed by the County.
- C. Structural excavation and backfill shall include the furnishing of all materials, equipment and other facilities which may be necessary to perform the excavations, place and compact the backfill, install sheeting and bracing, and carry out any necessary dewatering. It shall also include the wasting or disposal of surplus excavated material in a manner and in locations approved by the County.
- D. The Contractor is responsible for the protection of every tree which is scheduled to remain in the project area. This includes trees which may or may not be shown on the plans. Every tree shall be adequately protected in place at no additional cost to the County. This includes, but is not limited to, protecting the root systems and adjusting grades as necessary for tree/root protection.

1.02 QUALITY ASSURANCE

- A. Testing Agency:
 - 1. In place soil compaction tests shall be performed by a qualified testing laboratory.
 - 2. Compaction tests shall be taken every 500 feet, except in the road crossings or road shoulders. Tests are to be taken according to current FDOT Standards.
- B. Reference Standards:
 - 1. American Society for Testing and Materials (ASTM):
 - a. ASTM D1557, Moisture-Density Relations of Soils Using 10-lb. (4.5-kg) Rammer and 18-in. (457-mm) Drop.

1.03 JOB CONDITIONS

- A. The Contractor shall provide, operate and maintain all necessary pumps, discharge lines, well points, etc., in sufficient number and capacity to keep all excavation, bases, pits, etc., free from seepage, standing or running water at all times throughout the period of construction.
- B. The Contractor shall assume all responsibility for the security of the excavation required, employing bracing, lining or other accepted means necessary to accomplish same.
- C. Excavated areas shall be cleared of all debris, water, slush, muck, clay and soft or loose earth and shall be conditioned to the entire satisfaction of the County.

- D. All excavated material unsuitable for use or which will not be used shall be disposed of in a manner consistent with State and County regulation.
- E. All unsuitable organic materials, roots, logs, etc., found during excavation shall be removed by the Contractor and the trench shall be refilled with suitable material.

PART 2 PRODUCTS

2.01 MATERIAL FOR CONTROLLED FILL

- A. Composition: Only approved material free from organic matter and lumps of clay, shall be used for backfill. Excavated earth free from debris or organic material may be used for backfilling foundations or fill.
- B. Crushed stone and shell shall meet or exceed current FDOT Standards.

2.02 UNSUITABLE MATERIAL

Unsuitable material shall be defined as highly organic soil per ASTM D2487 Group PT. This includes, but is not limited to, such items as topsoil, roots, vegetable matter, trash, debris, and clays that cannot be dried sufficiently to obtain specified compaction.

PART 3 EXECUTION

3.01 INSPECTION

- A. The Contractor shall verify that work preceding the affected work of this Section has been satisfactorily completed.
- B. Conditions adversely affecting the work of this Section shall be corrected to the satisfaction of the County.

3.02 REMOVAL OF UNSUITABLE MATERIALS

- A. The Contractor shall remove unsuitable material from within the limits of the Work.
- B. Materials meeting requirements for controlled fill shall be stockpiled as necessary and in such a manner satisfactory to the County.
- C. All material excavated shall be placed so as to minimize interference with public travel and to permit proper access for inspection of the work.

3.03 EXCAVATION

- A. When concrete or shell subbase footing is to rest on an excavated surface, care shall be taken not to disturb the natural soil. Final removal and replacement of the foundation material and subbase compaction to grade shall not be made until just before the concrete or masonry is placed.
- B. When any structural excavation is completed, the Contractor shall notify the County who will make an inspection of the excavation. No concrete or masonry shall be placed until the excavation has been approved by the County.

- C. The elevations of the footing bottom and the base slab as shown on the Drawings, shall be considered as approximate and the County may order in writing, such changes in dimensions or elevations of the footings and slab base as necessary to secure satisfactory foundations.
- D. All excavation shall be made within an area bounded by lines five feet outside and parallel to the exterior walls of the structure to allow for correct forming, shoring and inspection of foundation work. Pouring of concrete against earth side walls shall not be permitted.
- E. If the ground is excavated below the grade called for by the Drawings or becomes unstable due to the Contractor's carelessness or operations, the ground shall be excavated to undisturbed native soil before continuing concreting operations.
- F. If in the opinion of the County, the material at or below the normal grade of the bottom of the trench is unsuitable for pipe or structure foundation, it shall be removed to the depth directed by the County and if so directed, replaced by crushed stone or washed shell.

3.04 STRUCTURAL BACKFILL

- A. Structural backfill shall not be placed until the footings or other portions of the structure or facility have been inspected by the County and approved for backfilling.
- B. A minimum of 1-1/2" layer of lean concrete shall be placed as a working mat for the concrete base slabs and footings if required by the County.
- C. Fill shall be placed in uniform layers not more than 12" thick and compacted to a minimum of 98 percent of the maximum density determined by ASTM D1557, Method A or C, or as directed by the County. The Contractor shall securely tamp the backfill with pneumatic rammer around all wall foundations. The method of compaction shall be satisfactory to the County.
- D. Compaction of structural backfill by ponding and jetting may be permitted when, as determined by the County: the backfill material is of such character that it will be self-draining when compacted; foundation materials will not soften or be otherwise damaged by the applied water; no damage from hydrostatic pressure will result to the structure. Ponding and jetting within two feet below finished subgrade shall not be permitted in roadway areas. At the discretion of the County, ponding and jetting may be permitted with compaction layers not to exceed four feet.
- E. Surplus material not used on-site shall be removed and disposed of off-site by the Contractor. In no case shall surplus material be deposited on adjacent lands. Fill used for grading shall be placed in layers not to exceed 12 inches in thickness and shall be compacted to a density equal or greater to that of the surrounding natural ground.

3.05 BACKFILLING AROUND STRUCTURES

- A. Common fill and structural fill are specified for use as backfill against the exterior walls of the structures. Fill shall be placed in layers having a maximum thickness of eight (8) inches in loose state and shall be compacted sufficiently to prevent settlement. If compaction is by rolling or ramming, material shall be wetted down as required. Where material can be suitably compacted by jetting or puddling, the Contractor may use one of these methods. No boulders shall be allowed to roll down the slopes and hit the walls.

- B. Backfilling shall be carried up evenly on all walls of an individual structure simultaneously. A variation of two (2) feet in elevation will be the maximum allowable. No backfill shall be allowed against walls until the walls and their supporting slabs, if applicable, have attained sufficient strength. Backfilling shall be subjected to approval by the County.
- C. In locations where pipes pass through building walls, the Contractor shall take the following precautions to consolidate the refill up to an elevation of at least one foot above the bottom of the pipes:
 - 1. Place structural fill in such areas for a distance of not less than three feet either side of the center line of the pipe in level layers not exceeding 6-inches in depth.
 - 2. Wet each layer to the extent directed and thoroughly compact each layer with a power tamper to the satisfaction of the County.
 - 3. Structural fill shall be of the quality specified under Part 2 of this Section.
- D. The surface of filled areas shall be graded to smooth true lines, strictly conforming to grades indicated on the grading plan. No soft spots or uncompacted areas shall be allowed in the work.
- E. Temporary bracing shall be provided as required during construction of all structures to protect partially completed structures against all construction loads, hydraulic pressure and earth pressure. The bracing shall be capable of resisting all loads applied to the walls as a result of backfilling.

3.06 FIELD QUALITY CONTROL

- A. The density of soil in place shall be a minimum of 95 percent in accordance with ASTM test 1557-70T, Method A or C.

END OF SECTION

SECTION 02221 TRENCHING, BEDDING AND BACKFILL FOR PIPE

PART 1 GENERAL

1.01 SCOPE OF WORK

- A. The Contractor shall furnish all labor, materials, equipment and incidentals necessary to perform all dewatering, excavation, backfill, fill, grading, trench protection or other related work required to complete the piping work shown on the Drawings and specified herein. The work shall include, but not be limited to: vaults; duct conduit; pipe; roadways and paving; backfilling; required fill or borrow operations; grading; disposal of surplus and unsuitable materials; and all related work such as sheeting, bracing and dewatering.
- B. Prior to commencing work, the Contractor shall examine the site and review test borings if available, or undertake his own subsurface investigations and take into consideration all conditions that may affect his work.
- C. The Contractor is responsible for the protection of every tree which is scheduled to remain in the project area. This includes trees which may or may not be shown on the plans. Every tree shall be adequately protected in place at no additional cost to the County. This includes, but is not limited to protecting the root systems and adjusting grades as necessary for tree/root protection.

1.02 PROTECTION

- A. Sheeting and Bracing in Excavations:
 - 1. In connection with construction of underground structures, the Contractor shall properly construct and maintain cofferdams. These shall consist of: sheeting and bracing as required to support the sides of excavations, to prevent any movement which could in any way diminish the width of the excavation below that necessary for proper construction and to protect adjacent structures, existing yard pipe and/or foundation material from disturbance, undermining, or other damage. Care shall be taken to prevent voids outside of the sheeting, but if voids are formed, they shall be immediately filled and rammed.
 - 2. Trench sheeting for pipes: no sheeting is to be withdrawn if driven below, mid-diameter of any pipe and no wood sheeting shall be cut off at a level lower than one foot above the top of any pipe unless otherwise directed by the County. During the progress of the work, the County may direct the Contractor in writing to leave additional wood sheeting in place. If steel sheeting is used for trench sheeting, removal shall be as specified above, unless written approval is given for an alternate method of removal.
 - 3. All sheeting and bracing not left in place shall be carefully removed in such a manner as not to endanger the construction or other structures, utilities, existing piping, or property. Unless otherwise approved or indicated on the Drawings or in the Specification, all sheeting and bracing shall be removed after completion of the piping or structure, care being taken not to disturb or otherwise injure the pipeline or finished masonry. All voids left or caused by withdrawal of sheeting shall be immediately refilled with sand by ramming with tools specifically made for that purpose, by watering, or as may otherwise be directed.

4. The Contractor shall construct, to the extent he deems it desirable for his method of operation, the cofferdams and sheeting outside the neat lines of the pipeline trench or foundation unless otherwise indicated on the Drawings or directed by the County. Sheeting shall be plumb and securely braced and tied in position. Sheeting, bracing and cofferdams shall be adequate to withstand all pressures to which the pipeline or structure will be subjected. Pumping, bracing and other work within the cofferdam shall be done in a manner to avoid disturbing any construction of the pipeline or the enclosed masonry. Any movement or bulging which may occur shall be corrected by the Contractor at his own expense so as to provide the necessary clearances and dimensions.
5. Drawings of the cofferdams and design computations shall be submitted to the County and approved prior to any construction. However, approval of these drawings shall not relieve the Contractor of the responsibility for the cofferdams. The drawings and computations shall be prepared and stamped by a Registered Professional Engineer in the State of Florida and shall be in sufficient detail to disclose the method of operation for each of the various stages of construction, if required, for the completion of the pipeline and substructures.

B. Dewatering, Drainage and Flotation

1. The Contractor shall construct and place all pipelines, concrete work, structural fill, bedding rock and limerock base course, in-the-dry. In addition, the Contractor shall make the final 24" of excavation for this work in-the-dry and not until the water level is a minimum of 18 below proposed bottom of excavation.
2. The Contractor shall, at all times during construction, provide and maintain proper equipment and facilities to remove promptly and dispose of properly all water entering excavation and keep such excavations dry so as to obtain a satisfactory undisturbed subgrade foundation condition until the fill, structure, or pipes to be built thereon have been completed to such extent that they will not be floated or otherwise damaged by allowing water levels to return to natural elevations. At all times during the construction operations, the groundwater levels shall be maintained at an elevation 18 inches below the lowest level where structures are being installed.
3. Dewatering shall at all times be conducted in such a manner as to preserve the natural undisturbed bearing capacity of the subgrade soils at proposed bottom of excavation.
4. Wellpoints may be required for dewatering the soil prior to final excavation for deeper in-ground structures or piping and for maintaining the lowered groundwater level until construction has been completed to avoid the structure, pipeline, or fill from becoming floated or otherwise damaged. Wellpoints shall be surrounded by suitable filter sand and no fines shall be removed by pumping. Pumping from wellpoints shall be continuous and standby pumps shall be provided.
5. The Contractor shall furnish all materials and equipment to perform all work required to install and maintain the proposed drainage systems for handling groundwater and surface water encountered during construction of structures, pipelines and compacted fills.
6. Where required, the Contractor shall provide a minimum of two operating groundwater observation wells at each structure to determine the water level during

construction of the pipeline or structure. Locations of the observation wells shall be at structures and along pipelines as approved by the County prior to their installation. The observation wells shall be extended to 6 inches above finished grade, capped with screw-on caps protected by 24" x 24" wide concrete base and left in place at the completion of this Project.

7. Prior to excavation, the Contractor shall submit his proposed method of dewatering and maintaining dry conditions to the County for approval. Such approval shall not relieve the Contractor of the responsibility for the satisfactory performance of the system. The Contractor shall be responsible for correcting any disturbance of natural bearing soils for damage to pipeline or structures caused by an inadequate dewatering system or by interruption of the continuous operation of the system as specified.
8. As part of his request for approval of a dewatering system, the Contractor shall demonstrate the adequacy of the proposed system and wellpoint filter sand by means of a test installation. Discharge water shall be clear, with no visible soil particles in a one quart sample. Discharge water shall not flow directly into wetlands or Waters of the State as defined by FDEP and SWFWMD.
9. During backfilling and construction, water levels shall be measured in observation wells located as directed by the County.
10. Continuous pumping will be required as long as water levels are required to be below natural levels.

PART 2 PRODUCTS

2.01 MATERIALS

A. General

1. Materials for use as fill and backfill shall be described below and shall be from an FDOT certified pit. For each material, the Contractor shall notify the County of the source of the material and shall furnish the County, for approval, a representative sample weighing approximately 50 pounds, at least ten calendar days prior to the date of anticipated use of such material.
2. Additional materials shall be furnished as required from off-site sources and hauled to the site.

B. Bedding - shall conform to FDOT Standard Specifications for Road and Bridge Construction, Section 901 Coarse Aggregate, and shall be either coarse aggregate of Size No. 57 or coarse sand of Size No. 9. Washed shell size No.57 may be used as an alternate bedding material.

C. Structural Fill

1. Structural fill in trenches shall be used below spread footing foundations, slab-on-grade floors and other structures as backfill within three feet of the below grade portions of structures.

2. Shall be either soil classification A-1, A-2 or A-3, per AASHTO M-145, and shall be free of organic matter, lumps of clay or marl, muck, compressible materials, and rock exceeding 2.5 inches in diameter. Broken concrete, masonry, rubble or other similar materials shall not be used as backfill. Minimum acceptable density shall be 98 percent of the maximum density as determined by AASHTO T-180.
- D. Selected Common Fill - shall have the same material classification and requirements as Structural Fill, as described above.
- E. Common Fill
1. Shall be either soil classification A-1, A-2, A-3, A-4, A-5 or A-6, per AASHTO M-145, and shall be free of organic matter, lumps of clay or marl, muck, compressible materials and rock exceeding 2.5 inches in diameter. Broken concrete, masonry, rubble or other similar materials shall not be used as backfill.
 2. Material falling within the above specification, encountered during the excavation, may be stored in segregated stockpiles for reuse. All material which, in the opinion of the County, is not suitable for reuse shall be spoiled as specified herein for disposal of unsuitable materials by the Contractor.
- E. Unsuitable Material - soil classification A-7 and A-8, per AASHTO M-145, shall not be used as backfill material.

PART 3 EXECUTION

3.01 EXCAVATION

- A. Excavate trenches and pits for structures to the elevations indicated on the construction drawings. Take special care to avoid over-excavating or disturbing the bottom of the trench or pit, so that the soil at the bottom of the hole remains in a naturally compacted condition. Excavate to widths sufficient to provide adequate working room to install the required structures. Do not excavate the final layer of soil to the designed grade until just before placing the bedding, foundation, pipe, structure, or masonry work required. Remove boulders, rocks, logs or any unforeseen obstacles encountered.
- B. In case the foundation soil found at the bottom of the trench or pit is soft, plastic or mucky, or does not conform to the soils classification specified as suitable foundation material, over-excavation to a greater depth will be required. Soils not meeting the classification required for foundation material shall be removed to a depth at least four inches below the bottom of the pipe, bedding or structure bottom elevation. Rock, boulders or other hard or lumpy material shall be removed to a depth 12 inches below the bottom of the pipe, bedding or structure bottom elevation. Remove muck, clay or other soft material to a depth as needed to establish a firm foundation.
- C. Where possible, the sides of trenches should be vertical up to at least the spring line of the installed pipe.
- D. Trench excavation shall be performed in accordance with Florida Statute Title XXXIII, Chapter 553, Part III, Trench Safety Act.

3.02 BACKFILLING

- A. Backfill materials shall be placed on solid, firm, naturally compacted or compacted to 98 percent of the maximum dry density of the material as determined by AASHTO T-180, dry or dewatered in place soil foundations.
- B. Where over-excavation is required due to nonconforming soil classification or rocky, unstable, or otherwise undesirable soil conditions, place Structural Fill or Selected Common Fill in the over-excavated zone up to the base of the bedding material layer. Compact the over-excavated zone to 98 percent of the maximum dry density of the material as determined by AASHTO T-180.
- C. When backfilling in an over-excavated zone where moist or watery conditions exist, backfill shall be coarse No. 9 sand or a mixture of No. 57 coarse aggregate with either No. 9 coarse sand, A-1, or A-3 material.
- D. After compaction, backfill material in the over-excavation zone shall form a solid and firm foundation on which to build up successive layers of backfill and structures.
- E. Bedding materials shall be placed on solid, firm soil foundations and shall be compacted to 98 percent of the maximum dry density of the material as determined by AASHTO T-180.
- F. Concrete and masonry structures shall be backfilled using Structural Fill. Backfilling and compaction shall be underneath the structure and carried up evenly on all walls of an individual structure simultaneously. The maximum allowable difference in backfill elevations shall be two feet. No backfilling shall be allowed against concrete or masonry walls until the walls and their supporting slabs have been in place at least seven days or until the specified 28-day strength has been attained. Compaction of Structural Fill underneath the base and along the walls shall be 98 percent of the maximum dry density of the material as determined by AASHTO T-180. The Structural Fill shall be either dried or shall have water added so that the moisture content of the material is within a range that will allow the required density to be achieved.
- G. Trenching backfill for pipe installation shall be Selected Common Fill for the pipe bedding zone. The pipe bedding envelope shall begin at the level four inches, six inches, or nine inches, depending on pipe diameter, below the bottom of the pipe, and shall extend vertically up to a level 12 inches above the top of the pipe. Where the in-place soil material within the four inch, six inch, or nine inch pipe bedding zone beneath the bottom of the pipe meets the soil classification for Selected Common Fill, undercutting of the trench below the bottom of the pipe will not be required. In this case, loosen the soil in the bottom of the trench immediately below the middle third of the pipe diameter, and place the pipe upon it. Where the in-place soil material within the pipe bedding zone does not meet the soil classification for Selected Common Fill, undercutting shall be required, and the bedding zone shall be backfilled with Selected Common Fill. In this case, place the pipe bedding material and leave it in a moderately firm uncompacted condition under the middle third of the pipe diameter, and compact the outer portions of the trench bottom to 98 percent of the maximum dry density. Soils that were over-excavated due to rocky, soft or otherwise unsuitable soil foundation conditions shall also be replaced with Selected Common Fill. Compaction of Selected Common Fill shall be 98 percent of the maximum dry density as determined by AASHTO T-180. Such backfill material shall have an optimized moisture content that will allow the required density to be achieved.
- H. Pipe sections for gravity flow systems shall be laid with spigots downstream and bells upstream. Excavate for pipe bells before laying pipe. Lay pipe true to the lines and grades indicated on the construction plans. Place backfill material on both sides of the pipe and

compact to 98 percent of the maximum dry density of the material as determined by AASHTO T-180. Take special care to effectively fill and compact the material in the haunch areas under the sides of the pipe.

- I. For pipes that are not installed under roadways or driveways, trenching backfill for pipe installation shall be Common Fill above the pipe envelope zone, and shall be compacted to 95 percent of the maximum dry density of the material as determined by AASHTO T-180, and shall have moisture content optimized to allow the required density. For pipes that are installed under roadways or driveways, trenching backfill for pipe installation shall be Selected Common Fill above the pipe envelope zone, and shall be compacted to 98 percent of the maximum dry density of the material as determined by AASHTO T-180, and shall have moisture content optimized to allow the required density. Selected Common Backfill shall be placed in layers not to exceed 6 inches. Common Backfill shall be placed in layers not to exceed 12 inches.
- J. Backfill compaction tests shall be performed every 500 feet in pipe line trenches and for every utility structure. Test reports shall be presented to the County Inspector.

3.03 GRADING AND CLEAN UP

- A. Surplus and unsuitable soil materials not used on-site shall be removed and disposed of off-site in a manner that is consistent with state and local regulations. In no case shall surplus or unsuitable material be deposited on-site or on adjacent lands.
- B. The surface of backfilled areas shall be graded smooth and true to the lines and grades indicated on the construction plans. No soft spots or uncompacted areas shall be allowed in the work.
- C. Upon completion of the work, leave the work areas and all adjacent areas in a neat and presentable condition, clear of all temporary structures, rubbish and surplus materials. Pile any salvageable materials that have been removed in neat piles for pickup by County crews, unless otherwise directed.

END OF SECTION

SECTION 02223 EXCAVATION BELOW GRADE AND CRUSHED STONE OR SHELL REFILL

PART 1 GENERAL

1.01 SCOPE OF WORK

- A. If in the opinion of the County, the material at or below the normal grade of the bottom of the trench is unsuitable for pipe or structure foundation, it shall be removed to the depth directed by the County and replaced by crushed stone or washed shell.

PART 2 PRODUCTS (NOT USED)

PART 3 MATERIALS

3.01 EXCAVATION AND DRAINAGE

- A. Whatever the nature of unstable material encountered or the groundwater conditions, trench stabilization shall be complete and effective.
- B. Should the Contractor excavate below the grade shown on the Contract drawings because of negligence or for his own convenience; due to failure in properly dewatering the trench; disturbs the subgrade before dewatering is sufficiently complete; he shall be directed by the County to excavate below grade. The work of excavating below grade and furnishing and placing the approved refill material shall be performed at the Contractor's expense.

3.02 REFILL

- A. Soils not meeting the classification required for foundation material shall be removed to a depth at least four inches below the bottom of the pipe, bedding or structure bottom elevation. Rock, boulders or other hard or lumpy material shall be removed to a depth 12 inches below the bottom of the pipe, bedding or structure bottom elevation. Remove muck, clay or other soft material to a depth as needed to establish a firm foundation.

END OF SECTION

SECTION 02260 FINISH GRADING

PART 1 GENERAL

1.01 WORK INCLUDED

- A. The Contractor shall finish grade sub-soil.
- B. The Contractor shall cut out areas to receive stabilizing base course materials for paving and sidewalks.
- C. The Contractor shall place, finish grade and compact top soil.

1.02 PROTECTION

The Contractor shall prevent damage to existing fencing, trees, landscaping, natural features, bench marks, pavement and utility lines. Damage shall be corrected at no cost to the County.

PART 2 PRODUCTS

- A. Topsoil: Shall be friable loam free from subsoil, roots, grass, excessive amount of weeds or other organics, stones, and foreign matter; acidity range (pH) of 5.5 to 7.5; containing a minimum of 4 percent and a maximum of 25 percent organic matter. The Contractor may use topsoil stockpiles on site if they conform to these requirements.

PART 3 EXECUTION

3.01 SUB-SOIL PREPARATION

- A. The Contractor shall rough grade sub-soil systematically to allow for a maximum amount of natural settlement and compaction. Uneven areas and low spots shall be eliminated. Debris, roots, branches or other organics, stones, and sub-soil shall be removed by the Contractor and disposed of in a manner consistent with the latest Manatee County Standards as well as any affected regulatory agency. Should contaminated soil be found, the Contractor shall notify the County.
- B. The Contractor shall cut out areas to sub-grade elevation to stabilize base material for paving and sidewalks and shall be compacted to 98 percent of the maximum dry density of the material as determined by AASHTO T-180, and shall have moisture content optimized to allow the required density..
- C. The Contractor shall bring sub-soil to required profiles and contour grades gradually; and blend slopes into level areas.
- D. The Contractor shall slope the structure grade a minimum of two (2) inches in ten (10) feet unless indicated otherwise on the Drawings.
- E. The Contractor shall cultivate sub-grade to a depth of 3 inches where the topsoil is to be placed. He shall repeat cultivation in areas where equipment use has compacted sub-soil.
- F. The Contractor shall not make grade changes which causes water to flow onto adjacent lands.

3.02 PLACING TOPSOIL

- A. The Contractor shall place topsoil in areas where seeding, sodding and planting is to be performed. He shall place from the following minimum depths, up to finished grade elevations:
 - 1. 6 inches for seeded areas
 - 2. 4-1/2 inches for sodded areas
 - 3. 24 inches for shrub beds
 - 4. 18 inches for flower beds
- B. The Contractor shall use topsoil in a dry state as determined by the County. He shall place the material during dry weather.
- C. The Contractor shall use fine grade topsoil eliminating rough and low areas to ensure positive drainage. He shall maintain levels, profiles and contours of the sub-grades.
- D. The Contractor shall remove stone, roots, grass, weeds, debris, and other organics or foreign material while spreading the material.
- E. The Contractor shall manually spread topsoil around trees, plants and structures to prevent damage which may be caused by grading equipment.
- F. The Contractor shall lightly compact and place the topsoil.

3.03 SURPLUS MATERIAL

- A. The Contractor shall remove surplus sub-soil and topsoil from site at his expense.
- B. The Contractor shall leave stockpile areas and entire job site clean and raked, ready for landscaping operations.

END OF SECTION

SECTION 02276 TEMPORARY EROSION AND SEDIMENTATION CONTROL

PART 1 GENERAL

1.01 DESCRIPTION

- A. The work specified in this Section consists of the design, provision, maintenance and removal of temporary erosion and sedimentation controls as necessary.
- B. Temporary erosion controls include, but are not limited to: grassing, mulching, netting, watering, and the reseeding of on-site surfaces and spoil and borrow area surfaces, interceptor ditches at ends of berms and other such work at those locations which will ensure that erosion during construction will be either eliminated or maintained within acceptable limits as established by the County.
- C. Temporary sedimentation controls include, but are not limited to: silt dams, traps, barriers, and appurtenances at the foot of sloped surfaces which shall ensure that sedimentation pollution will be either eliminated or maintained within acceptable limits as established by the County.
- D. The Contractor is responsible for providing effective temporary erosion and sediment control measures during construction or until final controls become effective.

1.02 REFERENCE DOCUMENTS

- A. Florida Building Code.
- B. FDEP/COE Dredge and Fill Regulations and/or Permit as applicable.
- C. SWFWMD Permit Regulations and/or Permit as applicable.
- D. Florida Stormwater, Erosion and Sedimentation Control Inspector's Manual.

PART 2 PRODUCTS

2.01 EROSION CONTROL

- A. Netting - fabricated of material acceptable to the County.
- B. Seed and sod.

2.02 SEDIMENTATION CONTROL

- A. Bales - clean, seed free cereal hay type.
- B. Netting - fabricated of material acceptable to the County.
- C. Filter stone - crushed stone conforming to Florida Dept of Transportation specifications.
- D. Concrete block - hollow, non-load-bearing type.
- E. Concrete - exterior grade not less than one inch thick.

PART 3 EXECUTION

3.01 EROSION CONTROL

- A. Minimum procedures for grassing shall be:
1. Scarify slopes to a depth of not less than six inches and remove large clods, rock, stumps, roots larger than 1/2 inch in diameter and debris.
 2. Sow seed within twenty-four (24) hours after the ground is scarified with either mechanical seed drills or rotary hand seeders.
 3. Apply mulch loosely and to a thickness of between 3/4-inch and 1-1/2 inches.
 4. Apply netting over mulched areas on sloped surfaces.
 5. Roll and water seeded areas in a manner which will encourage sprouting of seeds and growing of grass. Reseed areas which exhibit unsatisfactory growth. Backfill and seed eroded areas.

3.02 SEDIMENTATION CONTROL

- A. The Contractor shall install and maintain silt dams, traps, barriers, and appurtenances as shown on the approved descriptions and working drawings. Deteriorated hay bales and dislodged filter stone shall be replaced by the Contractor at his expense.

3.03 PERFORMANCE

- A. The Contractor, at his own expense, shall immediately take whatever steps are necessary to correct any deficiencies of the temporary erosion and sediment control measures employed if they fail to produce results or do not comply with the requirements of the State of Florida or any other federal, governmental or regulatory agency.

END OF SECTION

SECTION 02615 DUCTILE IRON PIPE AND FITTINGS

PART 1 GENERAL

1.01 SCOPE OF WORK

- A. The Contractor shall furnish all labor, materials, equipment and incidentals required to install ductile iron pipe and restrained joint ductile iron pipe and cast iron or ductile iron restrained joint fittings, complete, as shown on the Drawings and specified in these Standards.
- B. Fittings are noted on the drawings for the Contractor's convenience and do not relieve him from laying and jointing different or additional items where required.
- C. The Contractor shall furnish all labor, materials, equipment and incidentals required to install push-on joint or restrained joint ductile iron pipe, complete as shown on the Drawings and Specifications.
- D. Newly installed pipe shall be kept clean and free of all foreign matter. All DI pipe installed underground shall be poly wrapped unless noted otherwise on the plans.

1.02 SUBMITTALS

- A. The Contractor shall submit to the County, within ten days after receipt of Notice to Proceed, a list of materials to be furnished, the names of the suppliers and the appropriate shop drawings for all ductile iron pipe and fittings.
- B. The Contractor shall submit the pipe manufacturer's certification of compliance with the applicable sections of the Specifications.

PART 2 PRODUCTS

2.01 MATERIALS

- A. Ductile iron pipe shall conform to AWWA C150 and AWWA C151. Pipe shall be Pressure Class 350. All ductile iron pipe used in above ground applications shall be Special Thickness Class 53. All pipe materials used in potable water systems shall comply with NSF Standard 61.
- B. Unrestrained joint pipe shall be supplied in lengths not to exceed 21 ft. and shall be either the rubber-ring compression-type push-on joint or standard mechanical joint pipe as manufactured by the American Cast Iron Pipe Company, U.S. Pipe and Foundry Company, or an approved equal.
- C. All mechanical joint fittings shall be pressure rated for 350 psi for sizes 4-24 inches and 250 psi for sizes 30 inches and larger. All flanged fittings shall be pressure rated for 250 psi for all sizes. All fittings shall meet the requirements of AWWA C110 or AWWA C153.
- D. Rubber gaskets shall conform to AWWA C111 for mechanical and push-on type joints and shall be Ethylene Propylene Diene Monomer (EPDM) rubber for potable water and reclaimed water pipelines. Standard gaskets shall be such as Fastite as manufactured by American Cast Iron Pipe Company, or an approved equal. Acrylonitrile butadiene (NBR) gaskets shall be used for potable water mains that are located in soil that is contaminated with low molecular-weight petroleum products or non-chlorinated organic solvents or non-

aromatic organic solvents. Fluorocarbon (FKM) gaskets shall be used for potable water mains that are located in soil that is contaminated with aromatic hydrocarbons or chlorinated hydrocarbons. Fluorocarbon (FKM) gaskets shall be used where both classes of contaminants are found.

- E. Water Main and Reclaimed Water Main Coatings: All ductile iron pipe used in water and reclaimed water systems shall have a standard thickness cement lining on the inside in accordance with AWWA C104 and a standard 1-mil asphaltic exterior coating per AWWA C151. All ductile iron or gray iron fittings used in water and reclaimed water systems shall have standard thickness cement linings on the inside per AWWA C104 and an asphaltic exterior coating or they shall have factory-applied fusion bonded epoxy coatings both inside and outside in accordance with AWWA C550.
- F. Wastewater Main Coatings: All ductile iron pipe and fittings used in wastewater sewer systems shall have a factory applied dry film thickness 40-mil Protecto 401 or 40-mil Novocoat SP2000W amine cured novalac ceramic epoxy lining on the inside. The interior lining application is to be based on the manufacturer's recommendation for long-term exposure to raw sewage. To ensure a holiday-free lining, documentation must be provided, prior to shipment, showing each section of lined pipe has passed holiday testing at the time of production per ASTM G62. The lining shall have a minimum ten year warranty covering failure of the lining and bond failure between liner and pipe.

Exterior coatings for ductile iron pipe and fittings used in wastewater systems shall be either an asphaltic coating per AWWA C151 or a factory-applied epoxy coating per AWWA C550.

- G. Thrust restraint devices shall be provided at all horizontal and vertical bends and fittings, in casings under roads and railroads and at other locations specifically indicated on the construction drawings. Thrust restraint devices shall be either concrete thrust blocks or restraining glands as manufactured by Star Pipe Products, Stargrip 3000 and 3100, Allgrip 3600, or as manufactured by EBAA Iron Sales, Megaflange, 2000 PV, or other approved equal restraining gland products. Restrained joints, where used, shall be installed at bend and fitting locations and at pipe joint locations both upstream and downstream from the bends or fittings at distances as required by these Standards. Restrained joint pipe fittings shall be designed and rated for the following pressures:

350 psi for pipe sizes up to and including 24" diameter
250 psi for pipe sizes 30" diameter and above

2.02 DETECTION

- A. Pipe shall have a 3-inch wide warning tape of the proper color placed directly above the pipe 12 inches below finished grade or a 6-inch warning tape between 12 inches and 24 inches below finished grade.
- B. Pipe shall have a No. 10 gauge solid, insulated wire of proper color installed along the pipe alignment as detailed in these standards.

2.03 IDENTIFICATION

- A. Each length of pipe and each fitting shall be marked with the name of the manufacturer, size and class, lining type, and shall be clearly identified as ductile iron pipe. All gaskets shall be marked with the name of the manufacturer, size and proper insertion direction.

- B. Pipe shall be polyethylene-wrapped blue for water mains, purple (Pantone 522 C) for reclaimed water mains and green for sewer mains, per AWWA C105. Pipe need not be entirely polyethylene wrapped if soil testing, which is performed by the Engineer of Record or the Contractor in accordance with AWWA C105, indicates that the soil at the site is not corrosive. If soil testing indicates that the soil at the site is not corrosive, pipe may be spiral wrapped with color coded polyethylene at a six-inch minimum spacing, or the ductile iron pipe (DIP) may be painted with permanent oil-based paint, dried and cured in advance of installation with a minimum 1-inch wide color coded stripe on the top and both sides of the DIP.
- C. All above ground potable water mains and appurtenances shall be painted safety blue.

END OF SECTION

SECTION 02617 INSTALLATION AND TESTING OF PRESSURE PIPE

PART 1 GENERAL

Reference Section 1.9, Installation of Pipelines in the Manatee County Public Works Utility Standards Part 1-Utility Standards Manual.

1.01 GENERAL

- A. Furnish and install pipe, fittings, valves, fire hydrants, services, and all other appurtenances and incidentals complete and in-place as required by the construction drawings.
- B. Where potable or reclaimed water mains are to be installed under pavement, in parking lots, etc., the main shall be DI or protected by a steel casing pipe.
- C. All pipe crossing state or federal roads or local arterials & thoroughfares shall be installed in a casing pipe.
- D. Services under any kind of pavement shall be Type "K" copper or Schedule 40 stainless steel.
- E. Water mains 16-inches and larger shall be ductile iron. High density polyethylene or PVC (for 16" only). The use of HDPE pipe must be authorized by the County prior to ordering and installation.
- F. Ductile iron pipe, with gasket materials as required in these Standards, shall be used in soil that is contaminated with low molecular-weight petroleum products, aromatic hydrocarbons, chlorinated hydrocarbons or organic solvents.
- G. Trees shall not be planted or located within 10 feet of any potable water main, reclaimed water main, sanitary force main or gravity sanitary sewer main that is owned and maintained by County. With prior approval, an approved root barrier may be used with 5 feet of clearance.
- H. All distribution waterlines that enter private property become private lines and shall have a back-flow preventer installed at the right-of-way. BFP can be part of a meter assembly or a BFP / detector check assembly.

1.02 HANDLING AND STORAGE

- A. Prior to installation, all pipe and fittings shall be inspected. Cracked, broken, or otherwise defective materials not in compliance with these standards shall not be used and shall be removed from the project site.
- B. The pipeline installer shall take care in the handling, storage and installation of the pipe and fittings to prevent injury to the materials or coatings. Use proper implements, tools and facilities for the safe and proper protection of the work. Lower the pipe and fittings from the truck to the ground and from the ground into the trench in a manner to avoid any physical damages. Under no circumstances shall the pipe or fittings be dropped onto the ground or into the trenches.
- C. The pipeline installer shall not distribute material on the job site faster than it can be used to good advantage. Unless otherwise approved by the County, installer shall not distribute

more than one week's supply of material in advance of laying. Any materials not to be installed within two weeks of delivery shall be protected from the sunlight, atmosphere and weather by suitable enclosures or protective wrapping until ready for installation. Stored PVC pipe shall be placed on suitable racks with bottom tiers raised above the ground to avoid damage. Storage of pipe on the job site shall be done in accordance with the pipe manufacturer's written instructions.

1.03 SURVEY MARKINGS

- A. As a marker for the Surveyor, a PVC pipe marker or 2" x 4" marker shall be inserted by the Contractor on the top of pipe for potable water mains, reclaimed water mains and sanitary force mains at intervals no greater than 200 feet apart and at locations where there is a substantial grade change. The pipe markers shall indicate the pipe diameter and shall be labeled PWM in "safety" blue, RWM in purple, and FM in green, for potable water mains, reclaimed water mains and sanitary force mains, respectively. The Contractor is responsible for making the aforementioned markers available to the Surveyor. The Contractor shall field locate the mains and fittings when markers are not made available to the Surveyor.
- B. As a marker for the Surveyor, a PVC pipe marker or 2" x 4" marker shall be inserted by the Contractor on the top of all pipe fittings (other than sanitary sewer service wyes, potable water saddles and reclaimed water saddles). The markers for fittings shall indicate the type of fitting and shall be labeled PWF in "safety" blue, RWF in purple, and FMF in green, for potable water fittings, reclaimed water fittings, and sanitary force main fittings, respectively. The Contractor is responsible for making the aforementioned markers available to the Surveyor. The Contractor shall field locate the mains and fittings when markers are not made available to the Surveyor.
- C. A PVC pipe marker or 2" x 4" marker shall be inserted by the Contractor at the beginning and end of each horizontal directional drill (HDD). The HDD Contractor shall provide a certified report and bore log indicating the horizontal and vertical location every 25 linear feet or less along the pipe.
- D. A 2" PVC pipe marker with a painted end cap shall be inserted by the Contractor at the ROW line indicating each individual new service location or stub out. The marker shall be a 6 foot length of PVC pipe inserted 2 feet into the ground and shall be painted "safety" blue for potable water, purple for reclaimed water, and green for sewer.

1.04 PROCEDURE FOR TESTING WATER LINES, FORCE MAINS AND RECLAIMED WATER LINES

- A. A 48-hour notice is needed prior to testing. A letter stating the reasons testing should be scheduled ahead of other jobs must accompany all emergency testing requests.
- B. County and Contractor must be present for all testing, except for testing tapping valves and sleeves.
- C. HYDROSTATIC TESTING
 - 1. Refer to Manatee County Public Works Utility Standards Part 1-Utility Standards Manual Section 1.8.7.

1.05 INSPECTION/TESTING PROCEDURE COVERING BORED PIPE LINES OR CASING AND CONDUITS INSTALLED ACROSS PREVIOUSLY TESTED AND/OR COUNTY

ACCEPTED WATER AND SEWER PIPE WITHIN DEVELOPMENT PROJECTS UNDER ACTIVE CONSTRUCTION

- A. Prior to testing water and sewer lines, every effort will be made to install sleeves for underground utilities that will cross these water and sewer lines or services.
- B. Where it has not been possible to pre-install sleeves prior to testing and bores or conduits are required, it is the responsibility of the utility company and/or their Contractor performing the work to provide Manatee County Utility Operations Department or the Engineer of Record with accurate horizontal and vertical as-built information of the sleeves, bores and conduits installed by said utility company. This applies to all bores and conduits crossing water and sewer lines.
- C. Procedures to be followed for installation of conduits, pipe lines and bores that will cross, or be closer than 5'-0" horizontally and 18 inches vertically to, previously tested water and sewer lines that are still under the ownership of the developer/contractor.
 - 1. Notify the County and obtain the best as-built information available. Allow sufficient time for the County to field locate the existing pipe lines.
 - 2. Submit drawings of proposed location to the County and Manatee County Utility Operations Dept. Utility Locations Section for review.
 - 3. Obtain a County Right-of-Way Use Permit if the work area is within a dedicated area of right-of-way.
 - 4. Perform installation in the presence of a County representative. Call (941) 792-8811, ext. 5061 or ext. 5069 with at least two (2) working days notice.
 - 5. Submit two (2) copies of as-built information to the County to incorporate into the record drawings to be submitted to the County.
 - 6. Failure to follow steps 2) thru 5) will result in additional charges for retesting the previously tested water and sewer lines.
- D. Procedures to be followed for installation of conduits, pipe lines and bores crossing or closer than 5'-0" horizontally and 18 inches vertically to previously tested water and sewer lines that have been previously accepted by Manatee County:
 - 1. Obtain record drawing information from the County.
 - 2. If roadway has been dedicated to Manatee County, obtain Right-of-Way Use Permit and copy the Project Management Department Locations Section with proposed location drawing.
 - 3. Follow procedures in "Sunshine State One-Call", paying special attention to the requirements of Section VII.
- E. Should water or sewer lines be damaged during the bore pipe line or casing installation, the cost of any repairs and retesting will be paid for by the utility company that installed the bore. The actual clearance between a bored casing crossing a water or sewer pipe should not be less than 18 inches.

1.06 DETECTION

- A. Direct buried pipe shall have 3" detectable metallic tape of the proper color placed directly above the pipe and 12" below finished grade or 6" detectable tape between 12" and 24" below finished grade.
- B. Direct buried or horizontal directional drilled non-metallic pipe shall also have tracer wire

installed along the pipe alignment. The tracer wire to be used shall be a solid, 10 gauge, high strength, copper clad steel wire with a polyethylene jacket of appropriate color manufactured by Copperhead Industries or Manatee County approved equal.

END OF SECTION

SECTION 02620 POLYETHYLENE (HDPE) PIPE AND FITTING

PART 1 GENERAL

1.01 SCOPE OF WORK

- A. The Contractor shall furnish all labor, materials, equipment and incidentals required to install polyethylene pressure pipe, fittings and appurtenances as shown on the Drawings and specified in the Contract Documents and these Standards.
- B. Newly installed pipe shall be kept clean and free of all foreign matter & gouges.
- C. All pipe shall be correctly color coded / identified.

1.02 QUALIFICATIONS

All polyethylene pipe, fittings and appurtenances shall be furnished by a single manufacturer who is fully experienced, reputable and qualified in the manufacture of the items to be furnished.

1.03 SUBMITTALS

- A. The Contractor shall submit to the County, within ten days after receipt of Notice to Proceed, a list of materials to be furnished, the names of the suppliers and the appropriate shop drawings for all polyethylene pipe and fittings.
- B. The Contractor shall submit the pipe manufacturer's certification of compliance with the applicable sections of the Specifications.
- C. The Contractor shall submit shop drawings showing installation method and the proposed method and specialized equipment to be used.

PART 2 PRODUCTS

2.01 POLYETHYLENE PRESSURE PIPE

- A. Polyethylene pipe 4" diameter and larger shall be high-density bimodal PE3408/PE 100/PE4710 polyethylene resin with a minimum cell classification of 445574 per ASTM D3350, Class 160, DR 11, Performance Pipe DriscoPlex 4000, or an approved equal, meeting the requirements of AWWA C906. All pipe materials used in potable water systems shall comply with NSF Standard 61. Outside diameters of water, reclaimed water and pressure sewer HDPE pipes shall be ductile-iron sizing system (DIPS).
- B. Polyethylene pipe 3 inches in diameter (for potable water and reclaimed water), and 3 inches in diameter and smaller (for wastewater grinder pump force mains) shall be high-density PE 3408 polyethylene, per ASTM D2737, Pressure Class 160, iron pipe size (IPS) outside diameter, DR 11, Performance Pipe DriscoPlex 4100 or an approved equal, meeting the requirements of ASTM D 3035 and AWWA C901.
- C. Polyethylene tubing 2 inches in diameter and smaller for potable water and reclaimed water shall be high density PE 3408 polyethylene resin per ASTM D2737, Pressure Class 200, Copper Tube Size (CTS), SDR 9, Performance Pipe DriscoPlex 5100, Endot EndoPure, Charter Plastics or an approved equal, meeting the requirements of AWWA C901. Butt

fusion or CTS brass connections shall be used. All pipe materials used in potable water systems shall comply with NSF Standard 61.

2.02 JOINTS

- A. Where PE pipe is joined to PE pipe, it shall be by thermal butt fusion. Thermal fusion shall be accomplished in accordance with the written instructions of the pipe manufacturer and fusion equipment supplier. The installer of the thermal butt fused PE pipe shall have received training in heat fusion pipe joining methods and shall have had experience in performing this type of work.
- B. Flanged joints, mechanical joints and molded fittings for 4" and larger pipe shall be in accordance with AWWA C906. Mechanical joints and fittings for 3" and smaller pipe & tubing shall meet the requirements of: AWWA C901, ASTM D 3350 and ASTM D 3140.

2.03 DETECTION

- A. Direct buried HDPE pipe shall have 3" detectable metallic tape of the proper color placed directly above the pipe and 12" below finished grade or 6" detectable tape between 12" and 24" below finished grade.
- B. Direct buried or horizontal directional drilled HDPE pipe shall also have tracer wire installed along the pipe alignment. The tracer wire to be used shall be a solid, 10 gauge, high strength, copper clad steel wire with a polyethylene jacket of appropriate color manufactured by Copperhead Industries or Manatee County approved equal.

2.04 IDENTIFICATION

- A. Pipe shall bear identification markings in accordance with AWWA C906.
- B. Pipe shall be color coded blue for water, purple (Pantone 522 C) for reclaimed water or green for pressure sewer using a solid pipe color or embedded colored stripes. Where stripes are used, there shall be a minimum of three stripes equally spaced.

PART 3 EXECUTION

3.01 INSTALLING POLYETHYLENE PRESSURE PIPE AND FITTINGS

All polyethylene pressure pipe shall be installed by direct bury, directional bore, or a method approved by the County prior to construction. If directional bore is used, or if directed by the County, the entire area of construction shall be surrounded by silt barriers during construction.

3.02 INSPECTION AND TESTING

All pipelines shall remain undisturbed for 24 hours to develop complete strength at all joints. All pipelines shall be subjected to a hydrostatic pressure and leak testing. Refer to Manatee County Public Works Utility Standards Part 1-Utility Standards Manual Section 1.8.7.

END OF SECTION

**SECTION 02622 POLYVINYL CHLORIDE (PVC) PIPE AND FITTINGS
(AWWA SPECIFICATIONS C-900 & C-905)**

PART 1 GENERAL

1.01 SCOPE OF WORK

- A. Furnish all labor, materials, equipment and incidentals required to install the PVC piping, iron fittings and other appurtenances complete and ready for use as indicated on the construction drawings.
- B. Provide and install complete all fittings and appurtenances not noted specifically on the construction plans as required to complete the utility system in accordance with these Standards.

1.02 DESCRIPTION OF SYSTEM

The Contractor shall install the piping in the locations as shown on the Drawings.

1.03 QUALIFICATIONS

All plastic pipe, fittings and appurtenances shall be furnished by a single manufacturer who is fully experienced, reputable, qualified and specializes in the manufacture of the items to be furnished. The pipe and fittings shall be designed, constructed and installed in accordance with the best practices and methods and shall comply with these Specifications.

1.04 SUBMITTALS

- A. The Contractor shall submit shop drawings to the County including, but not limited to, dimensions and technical specifications for all piping.
- B. The Contractor shall submit to the County, samples of all materials specified herein.
- C. The Contractor shall submit and shall comply with pipe manufacturer's recommendation for handling, storing and installing pipe and fittings.
- D. The Contractor shall submit pipe manufacturer's certification of compliance with these Specifications.

1.05 TOOLS

The Contractor shall supply special tools, solvents, lubricants, and caulking compounds required for proper installation.

PART 2 PRODUCTS

2.01 MATERIALS

- A. Polyvinyl chloride (PVC) pressure pipe, 4 - 12 inches in diameter, shall be Class 235, DR 18, meeting the requirements of AWWA C900 used for potable and reclaimed water. Mains shall be cast-iron-pipe-equivalent outside diameters (also known as ductile iron pipe size (DIPS)). Each length of pipe shall be hydrostatically tested to four times its pressure class of the pipe by the manufacturer in accordance with AWWA C900.

- B. Polyvinyl chloride (PVC) pressure pipe, 14 inches in diameter, shall be ductile iron pipe size (DIPS) outside diameter and shall meet the requirements of AWWA C905. Pipe used in water, sewer, and reclaimed water service shall be DR 18 and Pressure Class 235. Each length of pipe shall be hydrostatically tested at twice its pressure class in accordance with AWWA C905. Pipe shall be furnished in standard lengths of approximately 20 feet.

PVC pipe shall not be used for potable and reclaimed water mains 16 inches and larger.

- C. Polyvinyl chloride (PVC) pressure pipe, 2-3 inches in diameter, shall be Pressure Rated 200, SDR21, conforming to ASTM D2241, and shall have Iron Pipe Size (IPS) outside diameters. SDR 21 PVC pipe 2-3 inches in diameter shall not be used for working pressures greater than 125 psi. PVC pipe shall not be used in applications, which require pipes that are less than 2 inches in diameter for wastewater force mains. PVC Pipe shall not be used in applications which require pipes that are less than 3 inches in diameter for potable water piping and reclaimed water piping.
- D. Standard PVC pressure pipe joints shall be bell and spigot push-on type with elastomeric ring seals. Ring seal gaskets used at push-on joints shall conform to ASTM F 477 and shall be EPDM rubber for potable and reclaimed water pipes.
- E. Lubricant furnished for lubricating the push-on joints in potable water pipes shall be nontoxic, water soluble, shall not support the growth of bacteria, shall have no deteriorating effects on the gasket or pipe material, and shall not impart color, taste, or odor to the water, and shall be an approved substance per NSF 61.
- F. Thrust restraint devices shall be provided at all horizontal and vertical bends and fittings, in casings under roads and railroads and at other locations as indicated on the construction drawings. Thrust restraint devices for PVC pipe and fittings shall be either concrete thrust blocks or restraining glands as manufactured by Star Pipe Products, Stargrip 3000 and 3100, Allgrip 3600, or as manufactured by EBAA Iron Sales, Megaflange, 2000PV or other approved equal restraining gland products. Restrained joints, where used, shall be installed at bend and fitting locations and at pipe joint locations both upstream and downstream from bends or fittings at distances as required by these Standards.
- G. All fittings for PVC pipe shall be ductile iron or gray iron with mechanical joints and shall conform to AWWA C110 or AWWA C153 and to the applicable sections of these Standards for ductile iron and gray iron fittings.
- H. All pipe materials used in potable water systems shall comply with NSF Standard 61.

PART 3 EXECUTION

3.01 INSTALLATION

The Contractor shall install the plastic pipe in strict accordance with the manufacturer's technical data and printed instructions.

3.02 DETECTION

- A. Direct buried pipe shall have 3" warning tape of the proper color placed directly above the pipe 12" below finished grade or 6" warning tape between 12" and 24" below grade.

- B. PVC pipe shall have a No. 10 gauge solid, insulated wire of proper color installed along the pipe alignment as detailed in these Standards.

3.03 IDENTIFICATION

- A. PVC pipe shall bear identification markings in accordance with AWWA C900, AWWA C905 or ASTM D2241.
- B. PVC pipe shall be color coded blue for water, purple (Pantone purple 522C) for reclaimed water or green for pressure sewer using a solid pipe color pigment.

3.04 INSPECTION AND TESTING

All pipelines shall remain undisturbed for 24 hours to develop complete strength at all joints. All pipelines shall be subjected to a hydrostatic pressure and leak testing. Refer to Manatee County Public Works Utility Standards Part 1-Utility Standards Manual Section 1.8.7. Prior to testing, the pipe lines shall be supported in a manner approved by the County to prevent movement during tests.

END OF SECTION

SECTION 02640 VALVES AND APPURTENANCES

PART 1 GENERAL

1.01 SCOPE OF WORK

- A. The Contractor shall furnish all labor, materials, equipment and incidentals required and install complete and ready for operation all valves and appurtenances as shown on the Drawings and as specified herein.
- B. All of the types of valves and appurtenances shall be products of well established reputable firms who are fully experienced and qualified in the manufacture of the particular equipment to be furnished. The equipment shall be designed, constructed and installed in accordance with the best practices and methods and shall comply with these standards as applicable. Valves used in waterworks applications shall comply with Section 8 of NSF Standard 61 for mechanical devices.
- C. All of the equipment and materials specified herein are intended to be standard for use in controlling the flow of potable water, reclaimed water, wastewater, etc., depending on the applications.
- D. All valves and appurtenances shall be of the size shown on the drawings and, to the extent possible, all equipment of the same type on the project shall be from a single manufacturer.
- E. All valves and appurtenances shall have the name of the manufacturer, year of the valve and the working pressure for which they are designed cast in raised letters upon some visible part of the body.
- F. Special tools, if required for the normal operation or maintenance, shall be supplied with the equipment.
- G. All hand actuated buried valves shall have three-piece adjustable valve boxes and 2-inch square AWWA operating nuts. Provide stainless steel extension stems and alignment rings where needed to bring the operating nut to within 4 feet below the box lid.
- H. Water and reclaimed water system isolation valves shall be gate valves for sizes 2-inch through 12-inch and shall be butterfly valves for sizes 16-inch and larger.
- I. Isolation valves for sewer force main pipelines shall be gate valves, unless otherwise noted on the plans. Tapping valves shall be used for tapping force mains. Plug valves shall be full port, have a 100% circular cross section, and must have prior written authorization from the County for use.
- J. Valves shall open when turning the operating nut or wheel counterclockwise and shall close when turning clockwise.
- K. All bonnet bolts, gland bolts, flange connection bolts, nuts, washers, and other trim hardware exposed to the outside environment shall be stainless steel. Thrust collar tie-rod bolts shall be stainless steel. All MJ-type underground bolts, nuts, and washers shall be COR-TEN or stainless steel.
- L. All valves shall have a factory applied, holiday free, fusion bonded epoxy coating on the interior and exterior unless otherwise noted in the plans or the following specification. All

other painted items exposed to sunlight, including field painted box lids, etc., shall be painted the appropriate color with an epoxy type paint.

- M. No valves with a break-way stem shall be allowed.
- N. The equipment shall include, but not be limited to, the following:
 - 1. Gate valves (Sec. 2.01)
 - 2. Combination Pressure Reducing and Pressure Sustaining with Check Valves Option (Sec. 2.02)
 - 3. Ball Valves (Sec. 2.03)
 - 4. Butterfly Valves (Sec. 2.04)
 - 5. Plug Valves (Sec. 2.05)
 - 6. Valve Actuators (Sec. 2.06)
 - 7. Air Release Valves (Sec. 2.07)
 - 8. Valves Boxes (Sec. 2.08)
 - 9. Corporation Stops and Saddles (Sec. 2.09)
 - 10. Flange Adapters and Plain End Couplings (Sec. 2.10)
 - 11. Hose Bibs (Sec. 2.11)
 - 12. Swing Check Valves (Sec. 2.12)
 - 13. Hydrants (Sec. 2.13)
 - 14. Restrained Joints (Sec. 2.14)
 - 15. Tapping Sleeves and Tapping Valves (Sec. 2.15)
 - 16. Tracer Wire Boxes (Sec. 2.16)

1.02 SUBMITTALS

- A. Submit to the County within 30 days after execution of the contract a list of materials to be furnished, the names of the suppliers and the date of delivery of materials to the site.
- B. Complete shop drawings of all valves and appurtenances shall be submitted to the County for approval in accordance with the Specifications.

1.03 TOOLS

Special tools, if required for normal operation and maintenance shall be supplied with the equipment.

PART 2 PRODUCTS

2.01 GATE VALVES

- A. Where indicated on the drawings or necessary due to locations, size, or inaccessibility, chain wheel operators shall be furnished with the valves. Such operators shall be designed with adequate strength for the valves with which they are supplied and provide for easy operation of the valve. Chains for valve operators shall be galvanized.
- B. Gate valves installed underground shall be provided with a box cast in a concrete pad and a box cover. Stainless steel or equivalent valve extension stems shall be provided to place the valve operating nut no more than 4 feet deep. One valve wrench, 6 feet in length, shall be provided for every 15 valves installed.

- C. Gate valves 2 inches to 14 inches in diameter shall be resilient seated, manufactured to meet or exceed the requirements of AWWA C509 or AWWA C515 and shall be UL listed and FM approved where applicable. Valves shall have an unobstructed waterway equal to or greater than the full nominal diameter of the valve.
- D. The valves shall have a non-rising stainless steel stem to eliminate lead content. All bolts, nuts and washers shall be stainless steel to eliminate exterior corrosion and maintain fastener strength. Manufacturer shall use Never-Seez or equivalent during assembly of bolt and nut sets to prevent galling of similar metals. Stem seals shall be provided and shall be of the O-ring type, two above and one below the thrust collar. Valves that are located above grade and located in valve vaults shall be OS&Y with flanged joints.
- E. The wedge shall be ductile iron fully encapsulated with an EPDM rubber. The Elastomer type shall be permanently indicated on the disc or body of the valve. The resilient sealing mechanism shall provide zero leakage at the water working pressure when installed with the line flow in either direction.
- F. The valve body, bonnet, and bonnet cover shall meet or exceed all the requirements of AWWA C515.
- G. Valves meeting AWWA C515 requirements shall be rated for an operating pressure of 250 psi and shall be tested in accordance with AWWA C515.
- H. The valves are to have 2-inch cast or ductile iron AWWA operating nuts and shall open left or counterclockwise.
- I. The valves shall be covered by a Manufacturer's 10 year warranty on manufacturer's defects and reasonable labor costs for replacement. Warranty shall become effective from the date of purchase by the end user and delivered within 30 days from the receipt of the purchase order. For publicly owned and maintained utilities, the end user is Manatee County Government.
- J. Gate valves shall be assembled and tested in a certified ISO 9001:2000 manufacturing facility within the United States and provide their certification of meeting internationally recognized quality control procedures.

2.02 COMBINATION PRESSURE REDUCING & PRESSURE SUSTAINING WITH CHECK VALVE OPTION

- A. Pressure sustaining and check valve shall be pilot operated diaphragm actuated valve with cast iron body, bronze trim, and 125-pound flanged ends. The valve shall be hydraulically operated, diaphragm type globe valve. The main valve shall have a single removable seat and a resilient disc, of rectangular cross section, surrounded on three and a half sides. No external packing glands are permitted and there shall be no pistons operating the main valve or any controls. The valve shall be equipped with isolation valves to service the pilot system while permitting flow if necessary. Main valve and all pilot controls shall be manufactured in the United States of America. Valve shall be single chamber type, with stainless steel stem.
- B. Valve shall automatically reduce pressure for the downstream distribution network and sustain a minimum pressure in the high pressure main regardless of distribution demand, and as an option, shall also close when a pressure reversal occurs for check valve operations. The pilot system shall consist of two direct acting, adjustable, spring loaded diaphragm valves.

- C. Valve shall be cast iron or ductile iron with main valve trim of brass and bronze. The pilot control valves shall be cast brass with 303 stainless steel trim. Valve shall be similar in all respects to Cla-Val Company, Model 92-01 or a similar control valve such as Bermad Model 723, GA Industries Model 4700 or an approved equal.

2.03 BALL VALVES

- A. Ball valves for water and reclaimed water, in sizes 3/4-inch through 2-inch, shall be brass body, stem and ball per ASTM B 62, alloy 85-5-5-5, full port, full flow, 1/4-turn check, ball curb valves, rated for 300 psi, Mueller 300 (as specified in the table below), Ford B-Series, or approved equal, with compression, pack joint, flare, threaded or flanged ends as required. Ball valves for wastewater, 2-inch through 3-inch, shall be 316 stainless steel body, cap, stem and ball per ASTM A351, full port, full flow, 1/4-turn check, ball valves, steam rated for 150 psi, pressure rating 1,000 psi CWT, Apollo 76F or approved equal, with threaded or flanged ends as required.

Curb Stops for Water and Reclaimed Water

Pipe Material	Type of Connection	Model
HDPE	Compression x FIP	B-25170 *
HDPE	Pack Joint x FIP	P-25170 *
Copper	Compression x FIP	B-25170
Copper	Flare x FIP	B-25166
Stainless Steel	FIP x FIP Thread	B-20200
* Insert required, part number per manufacturer product information		

- B. All valves shall be mounted in such a position that valve position indicators are plainly visible. Above grade ball valves shall have a vinyl coated lever handle. Lever handle, handle nut, and lever packing gland shall be 304 or 316 stainless steel.
- C. Potable plastic service pipe material and compression and pack joint connectors shall not be used in soil that is contaminated with low molecular-weight petroleum products, aromatic hydrocarbons, chlorinated hydrocarbons or organic solvents. Appropriate service tubing shall apply.

2.04 BUTTERFLY VALVES

- A. Butterfly valves shall conform to AWWA C504, Class 250 B, Mueller Lineseal XP11, DeZurik AWWA, Pratt HP-25011, or an approved equal.
- B. Valve seats shall be an EPDM elastomer. Valve seats 24 inches and larger shall be field adjustable and replaceable without dismounting operator disc or shaft and without removing the valve from the line. Valves 20 inches and smaller shall have bonded or mechanically restrained seats as outlined in AWWA C504.
- C. All valves shall be subject to hydrostatic and leakage tests at the point of manufacture. The hydrostatic test for Class 250 valves shall be performed with an internal hydrostatic pressure equal to 500 psi applied to the inside of the valve body of each valve. During the hydrostatic test, there shall be no leakage through the metal, the end joints or the valve shaft seal. The leakage test for the Class 250 valves shall be performed at a differential pressure of 250 psi

and against both sides of the valve. No adjustment of the valve disc shall be necessary after pressure test for normal operation of valve. All valves shall be leaktight in both directions.

- D. Butterfly valve actuators shall conform to AWWA C504. Gearing for the actuators shall be totally enclosed in a gear case. Actuators shall be capable of seating and unseating the disc against the full design pressure and shall transmit a minimum torque to the valve. Actuators shall be rigidly attached to the valve body.
- E. The valve shaft shall be constructed of 18-8, ASTM A-276, Type 304 stainless steel and designed for both torsional and shearing stresses when the valve is operated under its greatest dynamic or seating torque. Shaft shall be of either a one piece unit extending full size through the valve disc and valve bearing or it may be of a stub shaft design. Shaft bearings shall be teflon or nylon, self-lubricated type.
- F. Gearing for the operators shall be totally enclosed in a gear case in accordance with paragraph 3.8.3 of the above mentioned AWWA Standard Specification.
- G. Operators shall be capable of seating and unseating the disc against the full design pressure of velocity, as specified for each class, into a dry system downstream and shall transmit a minimum torque to the valve. Operators shall be rigidly attached to the valve body.
- H. The manufacturer shall certify that the required tests on the various materials and on the completed valves have been satisfactory and that the valves conform with all requirements of this Specification and the AWWA standard.
- I. Where indicated on the Drawings, extension stems, floor stands, couplings, stem guides, and floor boxes as required shall be furnished and installed.

2.05 PLUG VALVES

- A. Plug valves shall be eccentric, non-lubricating type with integral plug and shafts and shall be furnished with end connections and with actuating mechanisms as called for on the construction plans or as otherwise required. Valves shall seal bubble-tight or water drop-tight in both directions when tested according to the Leakage Test method of AWWA C504 with a hydrostatic pressure of 150 psi.
- B. Plug valves shall also be subjected to the internal, full body Hydrostatic Test of AWWA C504 at a pressure two times the rated pressure or a minimum pressure of 300 psi, whichever is greater. During the test, there shall be no leakage through the metal, or through the end joints or shaft seal, nor shall any part of the valve be deformed.
- C. Flanged valve ends shall be faced and drilled according to ANSI B 16.1, Class 125. Mechanical joint valve ends shall conform to AWWA C111. Threaded ends shall conform to the NPT requirements of ANSI B1.20.1.
- D. The plug valve body, bonnet and gland shall be ductile iron per ASTM A 126, Class B. The integral plug and shafts shall be cast iron ASTM A 126, Class B, or 316 stainless steel. The entire plug, except for the shafts, shall be covered with nitrile (Buna N) rubber. The rubber compound shall have been vulcanized to the metal plug and shall have a peel strength of not less than 75 pounds per inch when tested according to ASTM D 429, method B. The valve seat shall be at least 90 percent pure nickel, welded-in overlay into the cast iron body. The top and bottom bearings shall be 316 stainless steel.

- E. Plug valves shall have a full port area of 100 percent of the nominal pipe size area.
- F. Valves shall have worm gear type actuators with 2-inch square operating nuts.
- G. Plug valves shall be installed side-ways with plug shaft horizontal so that the plug rotates upward when it opens, with the flow entering the seat end of the valve.
- H. Plug valves shall be coated inside with Protecto 401 or amine-cured novolac ceramic epoxy or another two-part epoxy suitable for sanitary sewer service which has been approved by Manatee County.

2.06 VALVE ACTUATORS

- A. Butterfly valve and plug valve actuators.

Butterfly valve and plug valve actuators shall conform to the requirements for actuators presented in AWWA C 504 and shall be either manual or motor operated. Actuators shall be capable of seating and unseating the disc against the full design pressure and velocity, as specified for each class, into a dry system downstream, and shall transmit a minimum torque to the valve. Actuators shall be rigidly attached to the valve body.

- B. Manual Actuators.

Manual actuators shall have permanently lubricated, totally enclosed gearing with handwheel and gear ratio sized on the basis of actual line pressure and velocities. Actuators shall be equipped with handwheel, position indicator, and mechanical stop-limiting locking devices to prevent over travel of the disc in the open and closed positions. They shall turn counter-clockwise to open valves. Manual actuators shall be of the traveling nut, self-locking type or of the worm gear type and shall be designed to hold the valve in any intermediate position between fully open and fully closed without creeping or fluttering. Valves located above grade shall have handwheel and position indicator, and valves located below grade shall be equipped with a 2-inch square AWWA operating nut located at ground level and cast iron extension type valve box.

- C. Motor Actuators (Modulating)

- (1) The motor actuated valve controller shall include the motor, actuator unit gearing, limit switch gearing, limit switches, position transmitter which shall transmit a 4-20 mA DC signal, control power transformer, electronic controller which will position the valve based on a remote 4-20 milliamp signal, torque switches, bored and key-wayed drive sleeve for non-rising stem valves, declutch lever and auxiliary handwheel as a self-contained unit.
- (2) The motor shall be specifically designed for valve actuator service using 480 volt, 60 Hertz, three phase power as shown, on the electrical drawings. The motor shall be sized to provide an output torque and shall be the totally enclosed, non-ventilated type. The power gearing shall consist of helical gears fabricated from heat treated alloy steel forming the first stage of reduction. The second reduction stage shall be a single stage worm gear. The worm shall be of alloy steel with carburized threads hardened and ground for high efficiency. The worm gear shall be of high tensile strength bronze with hobbled teeth. All power gearing shall be grease lubricated. Ball or roller bearings shall

be used throughout. Preference will be given to units having a minimum number of gears and moving parts. Spur gear reduction shall be provided as required.

- (3) Limit switches and gearing shall be an integral part of the valve control. The limit switch gearing shall be made of bronze and shall be grease lubricated, intermittent type and totally enclosed to prevent dirt and foreign matter from entering the gear train. Limit switches shall be of the adjustable type capable of being adjusted to trip at any point between fully opened valve and fully closed valve.
- (4) The speed of the actuator shall be the responsibility of the system supplier with regard to hydraulic requirements and response compatibility with other components within the control loop. Each valve controller shall be provided with a minimum of two rotor type gear limit switches, one for opening and one for closing. The rotor type gear limit switch shall have two normally open and two normally closed contacts per rotor. Gear limit switches must be geared to the driving mechanism and in step at all times whether in motor or manual operation. Provision shall be made for two additional rotors as described above, each to have two normally open and two normally closed contacts. Each valve controller shall be equipped with a double torque switch. The torque switch shall be adjustable and will be responsive to load encountered in either direction of travel. It shall operate during the complete cycle without auxiliary relays or devices to protect the valve, should excessive load be met by obstructions in either direction of travel. The torque switch shall be provided with double-pole contacts.
- (5) A permanently mounted handwheel shall be provided for manual operation. The handwheel shall not rotate during electric operations, but must be responsive to manual operation at all times except when being electrically operated. The motor shall not rotate during hand operation nor shall a fused motor prevent manual operation. When in manual operating position, the unit will remain in this position until motor is energized at which time the valve operator will automatically return to electric operation and shall remain in motor position until handwheel operation is desired. This movement from motor operation to handwheel operation shall be accomplished by a positive declutching lever which will disengage the motor and motor gearing mechanically, but not electrically. Hand operation must be reasonably fast. It shall be impossible to place the unit in manual operation when the motor is running. The gear limit switches and torque switches shall be housed in a single easily accessible compartment integral with the power compartment of the valve control. All wiring shall be accessible through this compartment. Stepping motor drives will not be acceptable.
- (6) The motor with its control module must be capable of continuously modulating over its entire range without interruption by heat protection devices. The system, including the operator and control module must be able to function, without override protection of any kind, down to zero dead zone.
- (7) All units shall have strip heaters in both the motor and limit switch compartments.
- (8) The actuator shall be equipped with open-stop-close push buttons, an auto-manual selector switch, and indicating lights, all mounted on the actuator or on a separate locally mounted power control station.
- (9) The electronics for the electric operator shall be protected against temporary submergence.

- (10) Actuators shall be Limitorque L120 with Modutronic Control System containing a position transmitter with a 4-20MA output signal or equal.

D. Motor Actuators (Open-Close)

- (1) The electronic motor-driven valve actuator shall include the motor, actuator gearing, limit switch gearing, limit switches, torque switches, fully machined drive sleeve, declutch lever, and auxiliary handwheel as a self-contained unit.
- (2) The motor shall be specifically designed for valve actuator service and shall be of high torque totally enclosed, nonventilated construction, with motor leads brought into the limit switch compartment without having external piping or conduit box.
- (3) The motor shall be of sufficient size to open or close the valve against maximum differential pressure when voltage to motor terminals is 10% above or below nominal voltage.
- (4) The motor shall be prelubricated and all bearings shall be of the anti-friction type.
- (5) The power gearing shall consist of helical gears fabricated from heat treated steel and worm gearing. The worm shall be carburized and hardened alloy steel with the threads ground after heat treating. The worm gear shall be of alloy bronze accurately cut with a hobbing machine. All power gearing shall be grease lubricated. Ball or roller bearings shall be used throughout.
- (6) Limit switches and gearing shall be an integral part of the valve actuator. The switches shall be of the adjustable rotor type capable of being adjusted to trip at any point between fully opened valve and fully closed valve. Each valve controller shall be provided with a minimum of two rotor type gear limit switches, one for opening and one for closing (influent valves require additional contacts to allow stopping at an intermediate position). The rotor type gear limit switch shall have two normally open and two normally closed contacts per rotor. Additional switches shall be provided if shown on the control and/or instrumentation diagrams. Limit switches shall be geared to the driving mechanism and in step at all times whether in motor or manual operation. Each valve actuator shall be equipped with a double torque switch. The torque switch shall be adjustable and will be responsive to load encountered in either direction of travel. It shall operate during the complete cycle without auxiliary relays or devices to protect the valve should excessive load be met by obstructions in either direction of travel. Travel and thrusts shall be independent of wear in valve disc or seat rings.
- (7) A permanently mounted handwheel shall be provided for manual operation. The handwheel shall not rotate during electric operation except when being electrically operated. The motor shall not rotate during hand operation, nor shall a fused motor prevent manual operation. When in manual operating position, the unit will remain in this position until motor is energized at which time the valve actuator will automatically return to electric operation and shall remain in motor position until handwheel operation is desired. Movement from motor operation to handwheel operation shall be accomplished by a positive declutching lever which will disengage the motor and motor gearing mechanically, but not electrically. Hand operation must be reasonably fast. It shall be impossible to place the unit in manual operation when the motor is running.

- (8) Valve actuators shall be equipped with an integral reversing controller and three phase overload relays, Open-Stop-Close push buttons, local-remote-manual selector switch, control circuit transformer, three-phase thermal overload relays and two pilot lights in a NEMA 4X enclosure. In addition to the above, a close coupled air circuit breaker or disconnect switch shall be mounted and wired to the valve input power terminals for the purpose of disconnecting all underground phase conductors.
- (9) The valve actuator shall be capable of being controlled locally or remotely via a selector switch integral with the actuator. In addition, an auxiliary dry contact shall be provided for remote position feedback.
- (10) Valve A.C. motors shall be designed for operation on a 480 volt, 3-phase service. Valve control circuit shall operate from a fuse protected 120 volt power supply.
- (11) Motor operators shall be as manufactured by Limitorque Corporation, Type L120 or approved equal.

2.07 AIR RELEASE VALVES

- A. Air release valves shall be automatic float operated, GA Industries fig-929 for sewer applications, Fig-920 for water and reclaimed water application, or an approved equal, with inlet size and working pressure ratings as required and NPT connections.
- B. Valve bodies shall be ductile iron per ASTM A 126, Class B. The orifice, float and linkage shall be stainless steel. The seat shall be (Buna N) nitrile elastomer.

2.08 VALVE BOXES

- A. Buried valves shall have adjustable cast iron or HDPE valve boxes. Lids shall be cast iron drop type, and shall have "WATER", "SEWER", or "RECLAIM", as applicable, cast into the top. Lids will be painted "safety" blue for potable, purple for reclaimed, and green for sanitary sewer.
- B. Cast iron boxes shall be two-piece, or three-piece, as required, screw type, Tyler Pipe, 6850 Series, Box 461-S through 668-S, with extensions, as required to make the desired box length, or an approved equal. Bottom barrel shall be 5-1/4 inches inside diameter, with a flanged bottom with sufficient bearing area to prevent settling.
- C. HDPE boxes shall be two-piece, adjustable, 1/4-inch thick minimum heavy wall, high density polyethylene, with cast iron top and stainless steel adjustable stem, Trench Adapter, as manufactured by American Flow Control, or an approved equal. Bottom barrel shall have flanged bottom to prevent settling. All bolts, screws and pins shall be stainless steel.
- D. Reclaimed Valve Boxes shall be square 9-inch x 9-inch load bearing marked "Reclaimed Water" and painted Pantone 522C purple.
- E. All valves shall either have operating nuts within 4 feet below the top of the lid or shall have extension stems with centering guides to provide an extended operating nut within 4 feet below the lid. Extension stems shall be fixed to the valve operating nut with a stainless steel fastener.
- F. All potable water, sewer, and reclaimed water grade-adjustment risers shall be cast iron material just like the valve box. No plastic or steel risers shall be allowed.

- G. A centering device BoxLok or equal shall be installed in the valve box.
- H. Stand pipe shall match color code of the system being installed, (blue for potable, Pantone purple 522 C for reclaimed, and green for sanitary sewer).

2.09 CORPORATION STOPS AND SADDLES

- A. Corporation stops for connections to ductile iron and PVC water and reclaimed water mains shall be all red brass, alloy 85-5-5-5, per ASTM B 62, and shall conform to AWWA C800. 1-inch through 2-inch corporation stops shall be ball type, 300 psi working pressure rated, with AWWA MIP threaded inlets and compression, pack joint, flare, or FIP threaded joint outlets, Mueller as shown in the table below, or an approved equal. All joints made to CTS size HDPE tubing shall use stainless steel insert stiffeners.

Corporation Stops

Pipe Material	Type of Connection	Mueller 300 Model
HDPE	Compression x AWWA IP Thread	B-25028 (Saddle) *
HDPE	Compression x AWWA Taper Thread	B-25008 (Direct Tap) *
HDPE	Pack Joint x AWWA IP Thread	P-25028 (Saddle) *
HDPE	Pack Joint x AWWA Taper Thread	P-25008 (Direct Tap) *
Copper	Compression x AWWA IP Thread	B-25028 (Saddle)
Copper	Pack Joint x AWWA Taper Thread	B-25008 (Direct Tap)
Copper	Pack Joint x AWWA IP Thread	P-25028 (Saddle)
Copper	Pack Joint x AWWA Taper Thread	P-25008 (Direct Tap)
Copper	Flare x AWWA IP Thread	B-25028 (Saddle)
Copper	Flare x AWWA Taper Thread	B-25008 (Direct Tap)
Stainless Steel	FIP Thread x AWWA IP Thread	B-20046 (Saddle)
Stainless Steel	FIP Thread x AWWA Taper Thread	B-20045 (Direct Tap)
* Insert required, part number per manufacturer product information		

- B. Potable plastic service pipe material and compression and pack joint connectors shall not be used in soil that is contaminated with low molecular-weight petroleum products, aromatic hydrocarbons, chlorinated hydrocarbons or organic solvents. Appropriate service tubing shall apply.
- C. Water and reclaimed water service connections to PVC and DIP mains shall be made using red brass saddles, alloy 85-5-5-5, per ASTM B 62. Straps, washers and nuts shall be brass or stainless steel. No ductile iron, cast iron or steel saddles will be allowed. Saddles shall be Smith Blair 325 Bronze saddles with Stainless Steel or brass extra wide strap or equivalent.
- D. Connections to PVC sanitary force mains for services up to 2 inches shall be made using Romac Style 306 double bolt stainless steel service saddles or equivalent.
- E. Service and air release valve (ARV) connections to HDPE water, reclaimed water and sewer mains may be made using Romac Style 306H saddle or approved equal. All saddles shall be properly sized per the manufacturer product information and be installed according to the manufacturer's written instructions. Connections to HDPE mains shall not be made using narrower saddles similar to the Smith-Blair 325.

2.10 FLANGED ADAPTERS AND PLAIN END COUPLINGS

Plain end couplings and adapters shall be fusion-bonded epoxy coated carbon steel with Ethylene Propylene Diene Monomer (EPDM) rubber gaskets and stainless steel nuts, bolts and spacers. Acrylonitrile butadiene (NBR) gaskets shall be used for potable water mains that are located in soil that is contaminated with low molecular-weight petroleum products or non- chlorinated organic solvents or non-aromatic organic solvents. Fluorocarbon (FKM) gaskets shall be used for potable water mains that are located in soil that is contaminated with aromatic hydrocarbons or chlorinated hydrocarbons. Fluorocarbon (FKM) gaskets shall be used for potable water mains if the soil is contaminated with aromatic hydrocarbons or chlorinated hydrocarbons, and is also contaminated with low molecular-weight petroleum products or organic solvents. Couplings shall be Dresser Style 38, or another approved equal. Flange adapters shall have a plain end compression seal similar to the style 38, with an ANSI 125 Class flange on the opposite end, and shall be Dresser Style 128W or an approved equal. Stainless steel backup rings shall be used for force mains that are located in corrosive environments including wetwells and valve vaults.

2.11 HOSE BIBS

Hose bibs shall be 3/4" or 1" brass, polished chromium plated brass, with vacuum breaker as noted on the drawings.

2.12 SWING CHECK VALVES

- A. Check valves shall be swing type, weighted lever, conforming to AWWA C508. Valves shall be iron-body, bronze-mounted, single disk, 175 psi working pressure for 2- through 12-inch, 150 psi for 14- through 30-inch, with ANSI B16.1 Class 125 flanged ends, by Mueller; No. A-2600-6-01 (sewer), No. A-2602-6-01 (water), or AVK Series 41, or an approved equal.
- B. When there is no flow through the line, the disc shall hang lightly against its seat in practically a vertical position. When open, the disc shall swing clear of the waterway.
- C. Check valves shall have bronze seat and body rings, extended bronze or stainless steel hinge pins and stainless steel nuts and bolts on bolted covers.
- D. Valves shall be so constructed that disc and body seat may easily be removed and replaced without removing the valve from the line. Valves shall be fitted with an extended hinge arm with outside lever and weight.

2.13 HYDRANTS

Hydrants shall be dry barrel, nostalgic style, and shall be AVK Series 2780, American Darling B-84-B, Mueller Super Centurian 250, or approved equal and shall conform to AWWA C502 and UL/FM certified, and shall in addition meet the specific requirements and exceptions which follow:

- A. Hydrants shall be according to manufacturer's standard pattern or nostalgic style and of standard size, and shall have one 5-inch Storz connection or equivalent with two 2½- inch hose nozzles.
- B. Hydrant inlet connections shall have mechanical joints for 6-inch pipe.
- C. Hydrant valve opening shall have an area at least equal to that area of a 5 1/4-inch minimum diameter circle and be obstructed only by the valve rod. Each hydrant shall

be able to deliver 500 gpm minimum through its two 2 1/2 -inch hose nozzles when opened together with a loss of not more than 2 psi in the hydrant per AWWA C502.

- D. The upper and lower stem rod shall be stainless steel and shall have a breakable stem-rod coupling of stainless steel, or cast iron or ductile iron with a fusion bonded epoxy coating, with stainless steel pins and clips.
- E. Hydrants shall be hydrostatically tested as specified in AWWA C502 and shall be rated at 250 psi minimum.
- F. The operating nut shall be 1½ -inch pentagon shaped with a protective weather cover, and open counter clockwise.
- G. All nozzle threads shall be American National Standard.
- H. Each nozzle cap shall be provided with a Buna N rubber washer.
- I. All hydrants shall be traffic break away type and allow for 360 degree rotation to position the Storz connection/nozzle in the desired direction after installation.
- J. Hydrants must be capable of being extended without removing any operating parts.
- K. Hydrant extensions shall be fusion bonded epoxy coated inside and outside with a stainless steel stem. The breakaway coupling can be fusion bonded epoxy coated or stainless steel. Only one hydrant extension is allowed per hydrant.
- L. Weepholes shall be excluded from fire hydrants.
- M. Hydrant main valve closure shall be of the compression type opening against the pressure and closing with the pressure. The main valve shall be faced or covered with EPDM elastomer, which shall seat on a bronze ring.
- N. Hydrant bonnets, weather cover, nozzle section, caps and shoe shall be cast iron or ductile iron, and shall be holiday free fusion-bonded epoxy coated at the factory, per AWWA C550, inside and outside. Lower barrel shall be fusion bonded epoxy coated inside and outside. Aboveground parts shall also have a top coat of Sherwin-Williams Acrolon 218 HS acrylic polyurethane or approved equal; color Safety Yellow for fire hydrants that are connected to the potable water system or Pantone 522C purple for fire hydrants that are connected to the reclaimed water system.
- O. Exterior nuts, bolts and washers shall be stainless steel. Bronze nuts may be used below grade.
- P. All internal operating parts shall be removable without requiring excavation.

2.14

RESTRAINED JOINTS

- A. Pipe joints shall be restrained by poured-in-place concrete thrust blocks or by other mechanical methods, including tie rods, Stargrip and Allgrip, as manufactured by Star Pipe Products or Megaflange and 2000 PV, as manufactured by EBAA Iron Sales. Flanged joints may be used above ground.

- B. All T-bolts, bolts, nuts, washers, and all thread rods shall meet ASTM A-588 requirements (Cor-ten or equivalent) or be stainless steel. The use of rebar with welded thread is prohibited.

A certification from the supplier shall be provided to the County during the shop drawing review process ensuring all T-bolts, bolts, nuts, washers, and all thread rods meet the A-588 requirements and shall state the project name and contractor in the certification letter. If stainless steel is to be used, no certification letter is required.

- C. Restrained joints may also be Lok-Ring, as manufactured by American Cast Iron Pipe Company, or an approved equal.
- D. Restrained joint designs, which require wedges and/or shims to be driven into the joints in order to disassemble the pipe shall not be allowed.

2.15 TAPPING SLEEVES AND VALVES

- A. Tapping valves shall meet the requirements of AWWA C509/C515 with ductile iron body and shall be rated for a pressure of 250 psi. The valves shall be flanged with alignment ring by mechanical joint with a nonrising stainless steel stem. All bolts, nuts and washers shall be stainless steel. Manufacturer shall use Never-Seez or equivalent during assembly of bolt and nut sets to prevent galling of similar metals. Stem seals shall be provided and shall be of the O-ring type, two above and one below the valve's thrust collar. Valve shall be designed for vertical burial and shall open counterclockwise. Operating nut shall be AWWA standard 2-inch square for valves 2 inches and up. Valves shall have an unobstructed waterway equal to or greater than the full nominal diameter of the valve to accommodate full size shell cutter. Gaskets shall cover the entire area of the flange surface and be 1/8-inch minimal thickness of red rubber. The wedge shall be ductile iron fully encapsulated with EPDM rubber. All bolts, nuts and washers between the sleeve and valve shall be stainless steel.
- B. Tapping sleeves and saddles shall seal to the pipe by the use of a confined "O" ring gasket, and shall be able to withstand a pressure test of 180 psi for water lines or 150 psi for sewer force mains for one hour with no leakage in accordance with AWWA C110. A stainless steel 3/4-inch NPT test plug shall be provided for pressure testing. All bolts joining the two halves shall be stainless steel and shall be included with the sleeve or saddle. Sleeves and saddles shall be fusion applied epoxy coated, or be made of 18-8 Type 304 stainless steel. Saddle straps shall be 18-8 Type 304 stainless steel.

2.16 TRACER WIRE TEST STATION BOXES

Tracer wire test station boxes shall be provided at plug valves, butterfly valves, blowoff valves, gate valves, fire hydrants and backflow preventers as indicated in these Standards. Tracer wire test station boxes for yard service shall be 2 ½ inch diameter, 15 inch length, ABS plastic with a cast iron rim and lid, P200NFGT as manufactured by Bingham & Taylor, or equal approved by Manatee County. Where test boxes will be in streets or subject to vehicular traffic, use B&T Model P525RD, 5 ¼ -inch diameter or equal, centered in a separate concrete pad similar to a valve box pad.

PART 3 EXECUTION

3.01 INSTALLATION

- A. All valves and appurtenances shall be installed in the location shown, true to alignment and rigidly supported. Any damage occurring to the above items before they are installed shall be repaired to the satisfaction of the County.
- B. After installation, all valves and appurtenances shall be tested at least two hours at the working pressure corresponding to the class of pipe, unless a different test pressure is specified. If any joint proves to be defective, it shall be repaired to the satisfaction of the County.
- C. Install all floor boxes, brackets, extension rods, guides, the various types of operators and appurtenances as shown on the Drawings that are in masonry floors or walls, and install concrete inserts for hangers and supports as soon as forms are erected and before concrete is poured. Before setting these items, the Contractor shall check all plans and figures which have a direct bearing on their location and he shall be responsible for the proper location of these valves and appurtenances during the construction of the structures.
- D. Pipe for use with flexible couplings shall have plain ends as specified in the respective pipe sections.
- E. Flanged joints and mechanical joints shall be made with high strength, low alloy Corten or 316 stainless steel bolts, nuts and washers.
- F. Prior to assembly of split couplings, the grooves as well as other parts shall be thoroughly cleaned. The ends of the pipes and outside of the gaskets shall be moderately coated with petroleum jelly, cup grease, soft soap or graphite paste, and the gasket shall be slipped over one pipe end. After the other pipe has been brought to the correct position, the gasket shall be centered properly over the pipe ends with the lips against the pipes. The housing sections then shall be placed. After the bolts have been inserted, the nuts shall be tightened until the housing sections are firmly in contact, metal-to-metal, without excessive bolt tension.
- G. Prior to the installation of sleeve-type couplings, the pipe ends shall be cleaned thoroughly for a distance of 8". Soapy water may be used as a gasket lubricant. A follower and gasket, in that order, shall be slipped over each pipe to a distance of about 6" from the end.
- H. Valve boxes with concrete bases shall be installed as shown on the Drawings. Mechanical joints shall be made in the standard manner. Valve stems shall be vertical in all cases. Place cast iron box over each stem with base bearing on compacted fill and the top flush with final grade. Boxes shall have sufficient bracing to maintain alignment during backfilling. Knobs on cover shall be parallel to pipe. Remove any sand or undesirable fill from valve box.

3.02 HYDRANTS

- A. Hydrants shall be set at the locations designated by the County and/or as shown on the Drawings and shall be bedded on a firm foundation. A drainage pit on crushed stone as shown on the Drawings shall be filled with gravel or crushed stone and satisfactorily compacted. During backfilling, additional gravel or crushed stone shall be brought up around and 6" over the drain port. Each hydrant shall be set in true vertical alignment and shall be properly braced. Concrete thrust blocks shall be placed between the back of the hydrant inlet and undisturbed soil at the end of the trench. Minimum bearing area shall be as shown on the plans. Felt paper shall be placed around the hydrant elbow prior to placing

concrete. CARE MUST BE TAKEN TO INSURE THAT CONCRETE DOES NOT PLUG THE DRAIN PORTS. Concrete used for backing shall be as specified herein.

- B. When installations are made under pressure, the flow of water through the existing main shall be maintained at all times. The diameter of the tap shall be a minimum of 2" less than the inside diameter of the branch line.
- C. The entire operation shall be conducted by workmen thoroughly experienced in the installation of tapping sleeves and valves, and under the supervision of qualified personnel furnished by the manufacturer. The tapping machine shall be furnished by the Contractor if tap is larger than 12" in diameter.
- D. The Contractor shall determine the locations of the existing main to be tapped to confirm the fact that the proposed position for the tapping sleeve will be satisfactory and no interference will be encountered such as the occurrence of existing utilities or of a joint or fitting at the location proposed for the connection. No tap will be made closer than 30" from a pipe joint.
- E. Tapping valves shall be set in vertical position and be supplied with a 2" square operating nut for valves 2" and larger. The valve shall be provided with an oversized seat to permit the use of full sized cutters.
- F. Tapping sleeves and valves with boxes shall be set vertically or horizontally as indicated on the Drawings and shall be squarely centered on the main to be tapped. Adequate support shall be provided under the sleeve and valve during the tapping operation. Sleeves shall be no closer than 30" from water main joints. Thrust blocks shall be provided behind all tapping sleeves. Proper tamping of supporting earth around and under the valve and sleeve is mandatory. After completing the tap, the valve shall be flushed to ensure that the valve seat is clean.

3.03 SHOP PAINTING

Ferrous surfaces of valves and appurtenances shall receive a coating of rust-inhibitive primer. All pipe connection openings shall be capped to prevent the entry of foreign matter prior to installation.

3.04 FIELD PAINTING

All metal valves and appurtenances specified herein and exposed to view shall be painted safety blue.

3.05 INSPECTION AND TESTING

All pipelines shall remain undisturbed for 24 hours to develop complete strength at all joints. All pipelines shall be subjected to a hydrostatic pressure and leak testing. Refer to Manatee County Public Works Utility Standards Part 1-Utility Standards Manual Section 1.8.7. Prior to testing, the pipe lines shall be supported in a manner approved by the County to prevent movement during tests.

All leaks shall be repaired and lines retested as approved by the County.

END OF SECTION

SECTION 02720 SANITARY SEWER BYPASS PUMPING

PART 1 GENERAL

1.01 SCOPE

The Contractor shall furnish all labor, materials, equipment and incidentals required to maintain existing and anticipated flows within the affected portion of the collection system throughout the construction period.

1.02 PUBLIC IMPACTS

The contractor shall not create a public nuisance due to excessive noise or dust, nor impact the public with flooding of adjacent lands, discharge of raw sewage, or release of other potential hazards, nor shall he encroach on or limit access to adjacent lands. No extra charge may be made for increased costs to the contractor due to any of the above.

1.03 SUBMITTALS

- A. The Contractor shall, within 30 days of the date of the Notice to Proceed, submit to the Project Manager a detailed Pumping Plan for each site by-pass pumping will be needed. The Pumping Plan shall address all measures and systems to prevent a sanitary sewer overflow (SSO) as defined by the EPA. The Plan shall include as a minimum:
1. Working drawings and sketches showing work location, pump location, piping layout & routing. Show all proposed encroachment and access impacts on adjacent properties or facilities.
 2. Pump, control, alarm and pipe specifications or catalog cuts. Detailed sketch of controls and alarm system.
 3. Power requirements and details on methods to provide by-pass power or fueling.
 4. Calculation and determination of response times to prevent an SSO after a high water alarm. If anticipated peak flows are 750 G.P.M. or greater, an operator is required on site at all times pump is in service. If the anticipated peak flows are less than 750 G.P.M. an operator may not be required to be on site at all times; show operator on-site schedule.
 5. Procedures to be taken in case of power, pump, or piping failures; including contact names and numbers for emergency notifications.
 6. Frequency and specific responsibility for monitoring pump operation, fuel levels, pump maintenance and entire length of piping.

PART 2 PRODUCTS

2.01 EQUIPMENT

- A. Pumps:
1. By-pass pumping system shall consist of at least a primary pump and a backup pump. Each pump shall have a minimum pumping capacity of 150% of the anticipated peak flows. When bypassing a pump station, 150% of the lift station capacity (G.P.M. & T.D.H) shall be provided.
 2. Pumps shall be low noise or sound attenuated. The noise level at any operating condition, in any direction, shall not exceed 70dBA at a distance of twenty three (23)

feet (7 meters) from the pump and/or power source.

B. Controls:

The by-pass pump system shall be equipped with automatic controls and an alarm system. The automatic controls will automatically start the backup pump in the event of a high water condition or failure of the primary pump. The alarm system will immediately notify the Contractor of a pump failure or high water condition.

C. Pipe:

Pipe shall be of adequate size and capacity to match the pumps. Pipe type and materials will depend on the particulars of the site conditions, and shall be detailed in the Pumping Plan. Contractor will provide all connections.

PART 3 EXECUTION

3.01 SITE CONDITIONS

Site conditions will vary by site. Contractor is responsible to determine and address requirements such as traffic control, excavation, connections & fittings, impacts on access to adjacent properties, routing and support of by-pass piping, etc., in the Pumping Plan.

3.02 ON-SITE MONITORING

- A. All by-pass operations where the anticipated flow rates are 750 G.P.M or greater shall require an employee on-site at all times (full-time on-site monitoring attended by personnel experienced with the pumps and controls, with demonstrated ability to monitor, turn on & off, and switch between pumps while the by-pass pump system is in service.
- B. By-pass operations where the anticipated flow rates are less than 750 G.P.M may not require an employee on-site at all times while the by-pass pump system is in operation. The Contractor shall have personnel experienced with the pumps and controls on site within the calculated response time to prevent an SSO after a high water alarm.
- C. During by-pass operations, the Contractor shall have posted on site with the permit, a copy of the approved Plan and the name and 24 hour contact number of the primary response person, the job site superintendent, and the construction company owner.

3.03 OPERATIONS

- A. The Contractor is responsible for securing and providing power, fuel, site security, traffic control and all other supplies, materials and permits required for the by-pass pumping.
- B. Contractor shall demonstrate automatic pump switching and alarm system to the satisfaction of: the County inspector, Project Manager, or Lift Stations Superintendent prior to beginning by-pass pumping. Satisfactory demonstration shall be documented by the inspector's, PM's or Lift Station Superintendent's dated signature on the posted copy of the approved Pumping Plan.

3.04 DAMAGE RESTORATION & REMEDIATION

- A. The Contractor shall be responsible for any pre-pump notifications, all restoration of pre-pump conditions and any damage caused by by-pass operations.
- B. Should there be an SSO caused by or as a direct result of the by-pass pumping, the contractor is responsible for all immediate & long term response, notifications, clean up, mitigation, etc. Copies of all written response plans, notifications, documentation, mitigation plans, etc., shall be submitted to the County Project Manager.

END OF SECTION

DIVISION 3 CONCRETE

SECTION 03200 CONCRETE REINFORCEMENT

PART 1 GENERAL

1.01 WORK INCLUDED

- A. Reinforcing steel bars and welded steel wire fabric for cast-in-place concrete, complete with tie wire.
- B. Support chairs, bolsters, bar supports and spacers, for reinforcing.

1.02 QUALITY ASSURANCE

Perform concrete reinforcing work in accordance with ACI 318 unless specified otherwise in this Section.

1.03 REFERENCES

- A. ACI 318 - Building Code Requirements for Reinforced Concrete.
- B. ASTM A185 - Welded Steel Wire Fabric for Concrete Reinforcement.
- C. ASTM A615 - Deformed and Plain Billet Steel Bars for Concrete Reinforcement.
- D. CRSI 63 - Recommended practice for placing reinforcing bars.
- E. CRSI 65 - Recommended practice for placing bar supports, specifications and nomenclature.
- F. ACI 315 - American Concrete Institute - Manual of Standard Practice.

1.04 SHOP DRAWINGS

- A. Submit shop drawings in accordance with Contract Documents.
- B. Indicate bar sizes, spacings, locations and quantities of reinforcing steel and wire fabric, bending and cutting schedules and supporting and spacing devices.
- C. Manufacturer's Literature: Manufacturer's specifications and installation instructions for splice devices.

PART 2 PRODUCTS

2.01 REINFORCING

- A. Reinforcing steel: Grade 60, Minimum Yield Strength 60,000 psi, deformed billet steel bars, ASTM A615; plain finish.
- B. Welded steel wire fabric: Deformed wire, ASTM A497; smooth wire ASTM A185 in flat

sheets; plain finish.

2.02 ACCESSORY MATERIALS

- A. Tie wire: Minimum 16 gauge annealed type, or patented system accepted by County.
- B. Chairs, bolsters, bar supports, spacers: Sized and shaped for strength and support of reinforcing during construction conditions.
- C. Special chairs, bolsters, bar supports, spacers (where adjacent to architectural concrete surfaces): Stainless steel type sized and shaped as required.

2.03 FABRICATION

- A. Fabricate concrete reinforcing in accordance with ACI 315.
- B. Locate reinforcing splices, not indicated on Drawings, at points of minimum stress. Location of splices shall be reviewed by County.
- C. Where indicated, weld reinforcing bars in accordance with AWS D12.1.

PART 3 EXECUTION

3.01 PLACEMENT

- A. Reinforcing shall be supported and secured against displacement. Do not deviate from true alignment.
- B. Before placing concrete, ensure reinforcing is clean, free of loose scale, dirt, or other foreign coatings which would reduce bond to concrete.

3.02 QUALITY ASSURANCE

- A. Acceptable Manufacturers: Regularly engaged in manufacture of steel bar and welded wire fabric reinforcing.
- B. Installer Qualifications: Three years experience in installation of steel bar and welded wire fabric reinforcing.
- C. Allowable Tolerances:
 - 1. Fabrication:
 - a. Sheared length: ± 1 in.
 - b. Depth of truss bars: $+0, -1/2$ in.
 - c. Stirrups, ties and spirals: $\pm 1/4$ in.
 - d. All other bends: ± 1 in.
 - 2. Placement:
 - a. Concrete cover to form surfaces: $\pm 1/4$ in.
 - b. Minimum spacing between bars: 1 in.
 - c. Top bars in slabs and beams:
 - (1) Members 8 in. deep or less: $\pm 1/4$ in.
 - (2) Members more than 8 in.: $\pm 1/2$ in.
 - d. Crosswise of members: Spaced evenly within 2 in. of stated separation.

- e. Lengthwise of members: Plus or minus 2 in.
- 3. Maximum bar movement to avoid interference with other reinforcing steel, conduits, or embedded items: 1 bar diameter.

3.04 PRODUCT DELIVERY, STORAGE AND HANDLING

- A. Deliver reinforcement to project site in bundles marked with metal tags indicating bar size and length.
- B. Handle and store materials to prevent contamination.

3.05 INSTALLATION

- A. Placement:
 - 1. Bar Supports: CRSI 65.
 - 2. Reinforcing Bars: CRSI 63.
- B. Steel Adjustment:
 - 1. Move within allowable tolerances to avoid interference with other reinforcing steel, conduits, or embedded items.
 - 2. Do not move bars beyond allowable tolerances without concurrence of County.
 - 3. Do not heat, bend, or cut bars without concurrence of County.
- C. Splices:
 - 1. Lap splices: Tie securely with wire to prevent displacement of splices during placement of concrete.
 - 2. Splice devices: Install in accordance with manufacturer's written instructions.
 - 3. Do not splice bars without concurrency of County, except at locations shown on Drawings.
- D. Wire Fabric:
 - 1. Install in longest practicable length.
 - 2. Lap adjoining pieces one full mesh minimum, and lay splices with 16 gauge wire.
 - 3. Do not make end laps midway between supporting beams, or directly over beams of continuous structures.
 - 4. Offset end laps in adjacent widths to prevent continuous laps.
- E. Cleaning: Remove dirt, grease, oil, loose mill scale, excessive rust, and foreign matter that will reduce bond with concrete.
- F. Protection During Concreting: Keep reinforcing steel in proper position during concrete placement.

END OF SECTION

SECTION 03300 CAST-IN-PLACE CONCRETE

PART 1 GENERAL

1.01 WORK INCLUDED

Poured-in-place concrete slabs, thrust blocks, pile caps and pipe support cradles.

1.02 QUALITY ASSURANCE

Perform cast-in-place concrete work in accordance with ACI 318, unless specified otherwise in this Section.

1.03 TESTING LABORATORY SERVICES

- A. Inspection and testing will be performed by the testing laboratory currently under contract to Manatee County in accordance with the Contract Documents.
- B. Provide free access to work and cooperate with appointed firm.
- C. Submit proposed mix design of each class of concrete to inspection and testing firm for review prior to commencement of work.
- D. Tests of cement and aggregates may be performed to ensure conformance with requirements stated herein.
- E. Three concrete test cylinders will be taken for every 100 cu. yds. or part thereof of each class of concrete placed each day. Smaller pours shall have cylinders taken as directed by the County.
- F. One slump test will be taken for each set of test cylinders taken.

1.04 REFERENCES

- A. ASTM C33 - Concrete Aggregates
- B. ASTM C150 - Portland Cement
- C. ACI 318 - Building Code Requirements for Reinforced Concrete
- D. ASTM C260 - Air Entraining Admixtures for Concrete
- E. ASTM C94 - Ready-Mixed Concrete
- F. ACI 304 - Recommended Practice for Measuring, Mixing, Transporting and Placing Concrete
- G. ACI 305 - Recommended Practice for Hot Weather Concreting

PART 2 PRODUCTS

2.01 CONCRETE MATERIALS

- A. Cement: Moderate-Type II, High early strength-Type III, Portland type, ASTM C150.
- B. Fine and Coarse Aggregates: ASTM C33.
- C. Water: Clean and free from injurious amounts of oil, alkali, organic matter, or other deleterious material.

2.02 ADMIXTURES

- A. Air Entrainment: ASTM C260.
- B. Chemical: ASTM C494 Type A - water reducing admixture.

2.03 ACCEPTABLE MANUFACTURERS

Acceptable Products:

- 1. Pozzolith
- 2. WRDA

2.04 ACCESSORIES

Non-shrink grout: Premixed compound consisting of non-metallic aggregate, cement, water reducing and plasticizing agents; capable of developing minimum compressive strength of 2400 psi in 2 days and 7000 psi in 28 days.

2.05 CONCRETE MIXES

- A. Mix concrete in accordance with ASTM C94.
- B. Provide concrete of following strength:
 - 1. Required concrete strengths as determined by 28 day cylinders shall be as shown on the Drawings, but shall not be less than 3000 psi.
 - 2. Select proportions for normal weight concrete in accordance with ACI 301 3.8 Method 1, Method 2, or Method 3. Add air entraining agent to concrete to entrain air as indicated in ACI 301 Table 3.4.1.
 - 3. All mixes shall be in accordance with FDOT Specifications.
- C. Use set-retarding admixtures during hot weather only when accepted by County.
- D. Add air entraining agent to concrete mix for concrete work exposed to exterior.

2.06 FORMS

- A. Forms shall be used for all concrete masonry, including footings. Form shall be so constructed and placed that the resulting concrete will be of the shape, lines, dimensions, appearance and to the elevations indicated on the Drawings.
- B. Forms shall be made of wood, metal, or other approved material. Wood forms shall be constructed of sound lumber or plywood of suitable dimensions, free from knotholes and loose knots; where used for expose surfaces, boards shall be dressed and matched. Plywood shall be sanded smooth and fitted with tight joints between panels. Metal forms

shall be of an approved type for the class of work involved and of the thickness and design required for rigid construction.

- C. Edges of all form panels in contact with concrete shall be flush within 1/32-inch and forms for plane surfaces shall be such that the concrete will be plane within 1/16-inch in four feet. Forms shall be tight to prevent the passage of mortar and water and grout.
- D. Forms for walls shall have removable panels at the bottom for cleaning, inspection and scrubbing-in of bonding paste. Forms for walls of considerable height shall be arranged with tremies and hoppers for placing concrete in a manner that will prevent segregation and accumulation of hardened concrete on the forms or reinforcement above the fresh concrete.
- E. Molding or bevels shall be placed to produce a 3/4-inch chamfer on all exposed projecting corners, unless otherwise shown on the Drawings. Similar chamfer strips shall be provided at horizontal and vertical extremities of all wall placements to produce "clean" separation between successive placements as called for on the Plans.
- F. Forms shall be sufficiently rigid to withstand vibration, to prevent displacement or sagging between supports and constructed so the concrete will not be damaged by their removal. The Contractor shall be entirely responsible for their adequacy.
- G. Forms, including new pre-oiled forms, shall be oiled before reinforcement is placed, with an approved nonstaining oil or liquid form coating having a non-paraffin base.
- H. Before form material is re-used, all surfaces in contact with concrete shall be thoroughly cleaned, all damaged places repaired, all projecting nails withdrawn, all protrusions smoothed and in the case of wood forms pre-oiled.
- I. Form ties encased in concrete shall be designed so that after removal of the projecting part, no metal shall be within 1-inch of the face of the concrete. That part of the tie to be removed shall be at least 1/2-inch diameter or be provided with a wood or metal cone at least 1/2-inch in diameter and 1-inch long. Form ties in concrete exposed to view shall be the cone-washer type equal to the Richmond "Tyscru". Throughbolts or common wire shall not be used for form ties.

PART 3 EXECUTION

3.01 PLACING CONCRETE

- A. Place concrete in accordance with ACI 304.
- B. Notify County minimum 24 hours prior to commencement of concreting operations.
- C. Verify anchors, seats, plates and other items to be cast into concrete are placed, held securely and will not cause hardship in placing concrete. Rectify same and proceed with work.
- D. Maintain records of poured concrete items. Record date, location of pour, quantity, air temperature and test samples taken.
- E. Ensure reinforcement, inserts, embedded parts, formed expansion and contraction joints are not disturbed during concrete placement.

- F. Prepare previously placed concrete by cleaning with steel brush and applying bonding agent. Apply bonding agent in accordance with manufacturer's recommendations.
- G. Pour concrete continuously between predetermined construction and control joints. Do not break or interrupt successive pours such that cold joints occur.
- H. In locations where new concrete is dowelled to existing work, drill holes in existing concrete, insert steel dowels and pack solidly with non-shrink grout.
- I. Excessive honeycomb or embedded debris in concrete is not acceptable. Notify County upon discovery.
- J. Conform to ACI 305 when concreting during hot weather.

3.02 SCREEDING

Screed surfaces level, maintaining flatness within a maximum deviation of 1/8" in 10 feet.

3.03 PATCHING

Allow County to inspect concrete surfaces immediately upon removal of forms. Patch imperfections as directed. All patching procedures shall be submitted to and approved by the County prior to use.

3.04 DEFECTIVE CONCRETE

- A. Modify or replace concrete not conforming to required lines, details and elevations.
- B. Repair or replace concrete not properly placed resulting in excessive honeycomb and other defects. Do not patch, fill, touch-up, repair, or replace exposed architectural concrete except upon express direction of County for each individual area.

3.05 CONCRETE FINISHING

Provide concrete surfaces to be left exposed, columns, beams and joists with smooth rubbed finish.

3.06 CURING AND PROTECTION

Beginning immediately after placement, protect concrete from premature drying, excessively hot or cold temperatures and mechanical injury. Maintain concrete with minimal moisture loss at relatively constant temperature for a period of 7 days or until concrete strengths reaches 75% of the 28 day design strength.

Protection against moisture loss may be obtained with spray on curing compounds or plastic sheets. Protection against heat or cold may be obtained with insulated curing blankets or forms.

3.07 CONCRETE DRIVEWAY RESTORATION

Concrete driveways shall be restored with 6 inches of 3,000 psi concrete with W2.5 X W2.5, 6X6 wire mesh. Place ½ inch expansion joint between back of curb and new concrete. Area beneath restoration shall be mechanically tamped prior to placing concrete.

3.08**CONCRETE SIDEWALK RESTORATION**

Concrete sidewalks across driveways shall be restored with 6 inches of 3,000 psi concrete with W2.5 X W2.5, 6X6 wire mesh. Place ½ inch expansion joint between back of curb and new concrete. Area beneath restoration shall be mechanically tamped prior to placing concrete.

Concrete sidewalks outside of driveways shall be restored with 4 inches of 3,000 psi concrete per FDOT Design Standards, Sections 522 & 310

END OF SECTION

SECTION 03350 CONCRETE FINISHES

PART 1 GENERAL

1.01 SCOPE OF WORK

Furnish all labor, materials, equipment and incidentals required to finish cast-in-place concrete surfaces as specified herein.

1.02 SUBMITTALS

Submit to the County as provided in the Contract Documents, the proposed chemical hardener manufacturer's surface preparation and application procedures.

1.03 SCHEDULE OF FINISHES

- A. Concrete for the Project shall be finished in the various specified manners either to remain as natural concrete or to receive an additional applied finish or material under another Section.
- B. The base concrete for the following conditions shall be finished as noted and as further specified herein:
 - 1. Exterior, exposed concrete slabs and stairs - broomed finish.
 - 2. Interior, exposed concrete slabs - steel trowel finish.
 - 3. Concrete on which process liquids flow or in contact with sludge - steel trowel finish.
 - 4. Concrete where not exposed in the finished work and not scheduled to receive an additional applied finish or material - off-form finish.
 - 5. Provide concrete surfaces to be left exposed such as walls, columns, beams and joists with smooth rubbed finish.

1.04 RESPONSIBILITY FOR CHANGING FINISHES

- A. The surface finishes specified for concrete to receive additional applied finishes or materials are the finishes required for the proper application of the actual products specified under other Sections. Where different products are approved for use, it shall be the Contractor's responsibility to determine if changes in finishes are required and to provide the proper finishes to receive these products.
- B. Changes in finishes made to accommodate product different from those specified shall be performed at no additional cost to the County. Submit the proposed new finishes and their construction methods to the County for approval.

PART 2 PRODUCTS

2.01 MATERIALS

- A. Portland cement and component materials required for finishing the concrete surfaces shall be as specified in the Contract Documents.
- B. Hardener shall be Lapidolith as manufactured by Sonneborn Building Products or approved equal. Hardener shall be used on all floors, stair treads and platforms.

PART 3 EXECUTION

3.01 FORMED SURFACES

- A. Forms shall not be stripped before the concrete has attained a strength of at least 50 percent of the ultimate design strength. This is equivalent to approximately five "100 day-degrees" of moist curing.
- B. Care shall be exercised to prevent damaging edges or obliterating the lines of chamfers, rustications, or corners when removing the forms or doing any work adjacent thereto.
- C. Clean all exposed concrete surfaces and adjoining work stained by leakage of concrete, to the satisfaction of the County.
- D. Off-form finish. Fins and other projections shall be removed as approved. Tie cone holes and other minor defects shall be filled with non-shrink grout specified under the Contract Documents.

3.02 FLOORS AND SLABS

- A. Floors and slabs shall be screeded to the established grades and shall be level with a tolerance of 1/8-inch when checked with a 10 foot straight edge, except where drains occur, in which case floors shall be pitched to drains as indicated. Failure to meet either of above shall be cause for removal, grinding, or other correction as approved by the County.
- B. Following screeding as specified above, power steel trowel as follows:
 - 1. Immediately after final screeding, a dry cement/sand shake in the proportion of 2-sacks of portland cement to 350-pounds of coarse natural concrete sand shall be sprinkled evenly over the surface at the rate of approximately 500 pounds per 1,000 square feet of floor. Neat, dry cement shall not be sprinkled on the surface. This shake shall be thoroughly floated into the surface with an approved disc type power compacting machine weighing at least 200 pounds if a 20-inch disc is used or 300 pounds if a 24-inch disc is used (such as a "Kelly Float" as manufactured by the Weisner-Rapp Corporation of Buffalo, New York). A mechanical blade-type float or trowel is not acceptable for this work.
NOTE: This operation (application of the cement/sand shake) may be eliminated at the discretion of the County if the base slab concrete exhibits adequate fattiness and homogeneity.
 - 2. In lieu of power steel troweling, small areas as defined by the County shall be compacted by hand steel troweling with the dry cement/sand shake as ordered.
 - 3. The floor or slab shall be compacted to a smooth surface and the floating operation continued until sufficient mortar is brought to the surface to fill all voids. The surfaces shall be tested with a straight edge to detect high and low spots which shall be eliminated.
 - 4. Compaction shall be continued only until thorough densification is achieved and a small amount of mortar is brought to the surface. Excessive floating shall be avoided.
- C. After Paragraph 3.02 A and B procedures are accomplished, floors and slabs for particular conditions shall be completed as scheduled in one of the following finishes:
 - 1. Wood float finish. Hand wood float, maintaining the surface tolerance to provide a

- grained, nonslip finish as approved.
 - 2. Broomed finish. Hand wood float maintaining the surface tolerance and then broom with a stiff bristle broom in the direction of drainage to provide a nonslip finish as approved.
 - 3. Steel trowel finish. Hand steel trowel to a perfectly smooth, hard even finish free from high or low spots or other defects as approved.
- D. Floors, stair treads and platforms shall be given a floor hardener. Application shall be according to manufacturer's instructions.

3.03 APPROVAL OF FINISHES

- A. All concrete surfaces will be inspected during the finishing process by the County.
- B. Surfaces which, in the opinion of the County, are unsatisfactory shall be refinished or reworked until approved by the County.

END OF SECTION

SECTION 03410 PRECAST CONCRETE STRUCTURES

PART 1 GENERAL

1.01 SCOPE OF WORK

- A. The Contractor shall furnish all materials, labor and equipment and construct valve vaults, meter vaults, concrete pipe and accessory items, consisting of precast sections as shown on the Drawings and as specified herein.
- B. The forms, dimensions, concrete and construction methods shall be approved by the County in advance of construction.
- C. These Specifications are intended to give a general description of what is required, but do not purport to cover all of the structural design details which will vary in accordance with the requirements of the plans. It is, however, intended to cover the furnishing, shop testing, delivery and complete installation of all precast structures whether specifically mentioned in these Specifications or not.
- D. The supplier of the precast items shall coordinate his work with that of the Contractor to insure that the units will be delivered and installed in the excavation provided by the Contractor, in accordance with the Contractor's construction schedule.
- E. The Contractor will ensure coordination of the precast structures fabrication with the supplier to achieve the proper structural top slab openings, spacings and related dimensions for the selected equipment frames and covers. The top slabs, frames, covers, and subsurface structures outside of roadways shall be capable of live load of 300 pounds per square foot unless noted otherwise.
- F. All interior surfaces of valve vaults and meter vaults shall be painted with two coats of coal tar epoxy paint dry film thickness of 8-mils each coat, as approved by the County.

1.02 SUBMITTALS

- A. Submit to the County in accordance with the Contract Documents, shop drawings showing details of construction, reinforcing, and joints.
- B. Shop Drawings
 - 1. Content
 - a. Dimensions and finishes.
 - b. Estimated camber.
 - c. Reinforcing and connection details.
 - d. Lifting and erection inserts.
 - e. Other items cast into members.
 - 2. Show location of unit by same identification mark placed on member.
 - 3. Include design calculations.
- C. Manufacturer's Literature: Manufacturer's recommended installation instructions.
- D. Manufacturer's certificates of material conformance with Specifications.
- E. Test Reports: Reports of tests on concrete. A minimum of three compression test cylinders

will be required for each pour.

1.03 INSPECTION

- A. The quality of all materials, the process of manufacture and the finished sections shall be subject to inspection and approval by the County, or other representatives of the County. Such inspection may be made at the place of manufacture, or at the site after delivery, or at both places and the sections shall be subject to rejection at any time due to failure to meet any of the Specification requirements; even though sample sections may have been accepted as satisfactory at the place of manufacture. Sections rejected after delivery to the project site shall be marked for identification and shall be removed from the project site at once. All sections, which have been damaged after delivery will be rejected and if already installed, shall be acceptably repaired, if permitted, or removed and replaced entirely at the Contractor's expense.
- B. At the time of inspection, the sections will be carefully examined for compliance with the applicable ASTM designation and these Specifications and with the approved manufacturer's drawings.
 - 1. All sections shall be inspected for general appearance, dimension, "scratch-strength", blisters, cracks, roughness, soundness, etc. The surface shall be dense and close-textured.
 - 2. All sections shall meet the manufacturing tolerance requirements of ASTM C-478 or the following casting tolerances, whichever are more severe:

Wall Thickness	$\pm 3/8"$
Inside Diameter	$\pm 3/8"$
Outside Diameter	$\pm 1/2"$
Height or Length	$\pm 3/8"$
- C. Imperfections may be repaired, subject to the approval of the County, after demonstration by the manufacturer that strong and permanent repairs result. Repairs shall be carefully inspected before final approval. Cement mortar used for repairs shall have a minimum compressive strength of 4,000 psi at the end of 7 days and 5,000 psi at the end of 28 days, when tested in 3-inch by 6-inch cylinders stored in the standard manner. Epoxy mortar may be utilized for repairs subject to the approval of the County.

PART 2 PRODUCTS

2.01 PRECAST CONCRETE SECTIONS

- A. Precast concrete manhole grade rings, flat slab tops, conical tops, risers and base sections shall be fabricated in accordance with the material and design standards of ASTM C478, except as modified herein.
- B. Portland cement shall conform to ASTM C150, Type II, and concrete shall have a minimum compressive 28-day strength of 4,000 psi.
- C. The manufacturer shall make a minimum of four standard test cylinders for each 100 cubic yards of concrete (or part thereof) that is cast each day. These test cylinders, along with sections cast that day, shall be marked in such a way that the test results can be matched with the appropriate castings. Two cylinders shall be cured with the product until the forms

are stripped. At this time, one cylinder shall be broken to ascertain that a minimum strength of 2000 psi has been reached prior to moving the product from the forming location. The remaining two cylinders shall be cured and tested in accordance with ASTM C192 and C39. The average compressive strength for each day's production shall be greater than 4000 psi with no more than 10% of the tested cylinders falling below 4000 psi. In no case shall any cylinder strength fall below 3500 psi. All cylinder strengths shall be certified by a Florida Licensed Professional Engineer. Failure to meet these requirements for any day's production is cause for rejection of all sections cast that day.

- D. Minimum wall thickness for manholes shall be 8 inches or 1/12 the inside diameter of the manhole, whichever is greater. The minimum thickness for the bottom of the base section shall be 8 inches.
- E. Reinforcing steel shall be as specified in ASTM C478.
- F. Precast manhole structures shall be free of cracks, holes, voids, blisters or rough surfaces. Manholes shall be water-tight, and shall be generally sound and free of defects of any sort. Lift holes shall not penetrate through the wall of any manhole tops, risers or base sections. Holes passing part-way through the manhole section walls for lifting devices shall be filled with cement or epoxy grout after the manhole has been set in place.
- G. Pipe openings shall meet the recommended tolerances of the individual manufactured pipe to manhole connectors; however, the horizontal location shall be within +/- 2 degrees of arc of that detailed on the shop drawings.

2.02 MANHOLE INVERTS

- A. Benched inverts shall be provided and shall be monolithically cast or shall be a secondary casting in a cured base section as per ASTM C478.
- B. The width of the invert channel shall be the same as the inside diameter of the connected sewer pipes and shall have a "U" - shaped cross-section with the bottom of the channel shaped to correspond with the lower half of the pipe. The depth of the channel shall be a minimum of half the inside diameter of the connected pipes.
- C. The channel shall be formed smooth and streamlined, and, where the flow changes directions, shall have true curves of the largest radius possible within the manhole base. The maximum change of direction of flow within a manhole shall be 90 degrees.
- D. The channel invert slope shall be uniform through the manhole and shall have a minimum vertical drop of 1 inch from the inlet(s) to the outlet.
- E. For all manholes with pipes 16 inches in diameter and larger, the base section and invert channels shall have a pre-molded plastic liner as described in subsection 1.12.6, "Concrete Manholes and Wetwells with Protective Liners."

2.03 RESILIENT PIPE CONNECTORS

- A. Connections of manholes to pipes shall be made using resilient boot or seal connectors manufactured in accordance with ASTM C923 and shall maintain a resilient, hydrostatic seal between the pipe and the connector and between the connector and the manhole structure.

- B. Connectors shall be installed in strict accordance with the written installation instructions of the manufacturer. Non-shrink grout shall be placed in the gap between the boot or seal and the manhole invert channel, to make a smooth transition, unless otherwise directed by the manufacturer's instructions.

2.04 MANHOLE AND WETWELL JOINTS

- A. Joints between manhole sections and wetwell sections shall be modified tongue and groove, or modified bell and spigot, with a continuous elastomeric ring gasket (o-ring) joint conforming to the requirements of ASTM C443. In addition to the ring gasket, an additional sealing device shall be provided as follows:
 - (1) A minimum of six-inches wide of Rub'R-Nek RU116 elastomeric based plastic joint wrap shall be centered over the joint, on the outside of the manhole, or
 - (2) A minimum of ½-inch x ¾-inch bead of Adeka Ultra Seal P-201 hydrophilic urethane paste applied to the interior of the joint just before manhole section assembly.
- B. In addition to the requirements in subsection A, above, all joints between manhole sections, for manholes receiving turbulent flow and wetwells with a liner, shall also have a continuous strip of liner material that is a minimum of 6 inches wide weld-fused all around the inside face of the joint, per manufacturer's recommendations, or they shall have the joint filled at the inside face with a butyl rubber sealant meeting Fed. Spec A-A-272B to form a bead across the joint, so that no bare concrete inside the joint is left exposed.
- C. For standard manholes without liners, fill the joint at the inside face with non-shrink grout and strike the joint smooth and uniform with the manhole interior walls.
- D. For manholes with and without plastic liners and with concrete grade-adjustment rings, joints between the top section and the grade ring, and between grade rings, and between the grade ring and the cast iron ring frame shall be made with non-shrink cement mortar.

2.05 CONCRETE MANHOLES AND WETWELLS WITH PROTECTIVE LINERS

- A. Drop manholes, manholes with opposing flows, manholes immediately upstream of a lift station wetwell, manholes with gravity sewers greater than 12 inches in diameter, force main termination manholes and the first two manholes downstream from a force main termination manhole, and pumping station wetwells shall have a full plastic liner. The liners shall be integrally cast into the concrete tops, risers and base sections, which shall be in all other respects manufactured in accordance with ASTM C478 using Type II Portland Cement per ASTM C150. The plastic liner shall be generally chemically resistant to the wastewater environment and shall be mechanically affixed to the precast concrete manhole sections so that there can be no separation of the liner from the manhole sections during the service lifetime.
- B. The plastic liner shall have no surface degradation when exposed to nitric acid, hydrochloric acid, ammonia, sodium hydroxide, sulfuric acid, acetone, unleaded gasoline and turpentine in accordance with test method ASTM D1308, and shall not be attacked when immersed in acetone according to test method ASTM D2152.
- C. The manhole liner shall be FRP GU Liners, as manufactured by GU Florida or an approved equal. The base liner for manholes shall have preformed flow channels with water-tight gasketed pipe bell connections or boot holes that extend to the outside profile of the precast

concrete structure. FRP GU, HDPE AGRU, or PVC DURA-PLATE liners shall be installed with the remaining sections, including the cone section of the manhole.

- D. The wall thickness for manholes and wetwells with liners, including the liner thickness, shall be 8 inches minimum or 1/12 of the inside diameter, whichever is greater. The minimum thickness of the bottom of the base section shall be 8 inches under the bottom of the flow channel.
- E. Manhole cast iron frames shall be adjusted to grade with concrete grade rings same as for un-lined manholes. Lined manholes shall be equipped with a GU Liner Convertible Collar as manufactured by GU Florida or an approved equal. The collar shall form a water-tight seal to the manhole top with a GU Lip Seal rubber gasket, or approved equal. The collar shall be sealed water-tight against the base of the cast iron frame using a butyl rubber sealant.

2.06 MANHOLE RINGS AND COVERS

Rings and covers shall be gray iron castings, conforming to ASTM A48, Class 30B, and shall be pattern USF 170-CE-1, as manufactured by U.S. Foundry, with the words "MANATEE COUNTY", "SANITARY SEWER", and "(YEAR)" cast into them. Frame and cover castings shall be dense and even grained, and shall be free of blowholes, warping, or any other defects not true to pattern. Seating surfaces of covers and frames shall be machined true to prevent rocking. Castings shall be designed and tested to bear an AASHTO H-20 wheel loading with and added 30 percent impact factor and shall be Class Heavy Duty traffic bearing.

2.07 MANHOLE INSERTS

Watertight manhole inserts shall be stainless steel and are required for all sanitary sewer manholes installed. Neoprene gaskets shall be installed under the insert lip to insure a leak proof seal.

2.08 PRECAST CONCRETE MANHOLE INSTALLATION

- A. Manholes shall be installed at the end of each line; at all change in grade, size, or alignment; at all intersections; and at distances not greater than 400 feet for sewers 15 inches or less and 500 feet for sewers 18 inches or larger. Cleanouts may be used only for special conditions with approval by the County and shall not be substituted for manholes.
- B. Drop manholes shall be provided for sewers entering a manhole at an elevation 24 inches or more above the manhole lowest invert. Where the drop is less than 24 inches, the invert shall have an elevated U-channel to prevent solids deposition. Drop manholes shall be constructed with an outside drop connection and the entire outside drop connection shall be encased in concrete.
- C. Precast concrete sections shall be set vertical and in true alignment as indicated by the construction plans. Excavation, bedding foundation and backfill shall be done in accordance with the Trenching and Excavation section of these Standards. All manholes shall meet the following installation tolerances:
 - 1. The finished manholes shall not be out of plumb by more than 3/8 inch per 10 feet of height.
 - 2. Any jog or offset of the inside wall surface at a joint shall not exceed 1/2 inch.

3. Variation in the joint width around the circumference of the manhole shall not exceed 1/4 inch.

2.09 SETTING MANHOLE RINGS

Manhole rings and covers shall be set to conform accurately to the finished ground or pavement grade as indicated on the construction drawings or as directed by the County. Rings on manholes shall be set concentric with the adjusting rings and sealed so that the space between the top of the adjustment rings and the bottom flanges of the rings will be made watertight. A ring of mortar shall be placed around the outside of the bottom flange at least one inch thick and pitched to shed water away from the frame. Mortar shall be extended to the outer edge of the masonry and finished smooth and flush with the top of the flange.

2.10 SPRAY-APPLIED MANHOLE LINERS

Existing concrete or brick and mortar manhole structures that are to be modified or rehabilitated by adding a manhole liner shall have a spray-applied liner installed according to the material and procedural requirements of the "Modifications to Existing Structures, Piping and Equipment," Section 1.2 of this Manual. All recommendations of the product's manufacturer shall be followed.

2.11 PROTECTION FROM FLOODWATER INFLOW

Wastewater sewer systems shall be designed to prevent flood or surface waters from entering the collection system. Manhole rims and clean-out tops shall be elevated 4 inches above the 100-year flood level, or 8 inches above the 25-year flood level, or 4 inches above the surrounding unpaved ground surface within a 20-foot radius, whichever is highest, or the manhole covers and clean-out lids shall be designed and installed with factory-made watertight, tamper proof, sealing devices. Manholes with rims less than the above required elevations shall be PAMTIGHT as manufactured by CertainTeed, or equal as approved by Manatee County.

Cleanouts not at or above the required elevations shall have the clean-out adapter solvent welded watertight to the clean-out riser. Plugs are to be recessed square key with Teflon plumber's tape wrapped on threads to make a watertight seal.

PART 3 EXECUTION

3.01 INSTALLATION

- A. The Contractor shall be responsible for handling ground water to provide firm, dry subgrade for the structure, shall prevent water rising on new poured-in-place concrete or grouted joint sections within 24 hours after placing and shall guard against flotation or other damage resulting from ground water or flooding.
- B. A minimum of an 8-inch shell base compacted layer of washed shell or crushed stone shall be placed as a foundation for the structure's base slabs and valve and/or meter vault pits.
- C. Backfill materials around the structures and above the pipe bedding shall be select material as specified in the Contract Documents.
- D. Precast bases, conforming to all requirements of ASTM C478 and above listed requirements for precast sections, may be used.
- E. The structure shall not be set into the excavation until the installation procedure and

excavation have been approved by the County.

- F. The base may be cast-in-place concrete placed on a thoroughly compacted crushed rock subbase, (98 percent of the maximum density as determined by AASHTO T-180. The tops of the cast-in-place bases shall be shaped to mate with the precast barrel section and shall be adjusted in grade so that the top slab section is at the approximately correct elevation.
- G. Precast concrete structure sections shall be set so as to be vertical and with sections in true alignment with a 1/4-inch maximum tolerance to be allowed. The joints shall be prepared as in 2.04 above and finished flush with the adjoining surfaces. Allow joints to set for 24 hours before backfilling. Backfilling shall be done in a careful manner, bringing the fill up evenly on all sides. The Contractor shall install the precast sections in a manner that will result in a watertight joint. Leaking joints are not acceptable.
- H. Holes in the concrete sections required for handling or other purposes shall be plugged with a non-shrink grout or by grout in combination with concrete plugs.
- I. Where holes must be cut in the precast sections to accommodate pipes, cutting shall be done prior to setting them in place to prevent any subsequent jarring which may loosen the mortar joints.
- J. Frames and hatches specified and furnished shall be cast in the cover slab prior to setting. Normal installation shall include 6" to 12" of concrete grade rings between the top of the cone section and the cover plate ring slab.

ASTM A48-74, or most recent revision, Specification for Gray Iron Castings, Class 30 or Grade 60-45-10 Ductile Iron meeting the requirements of ASTM A536-72, or most recent revision, Specification for Ductile Iron Castings. Cast in a true symmetrical pattern of tough, dense and even grained iron, free from warping, scales, lumps, blisters, sandholes, or any defects of any kind. Provide indented pattern lids with lettering as shown on the Drawings. Machine or grind frames and lids at touching surfaces to provide firm seats and prevent rocking. Remove and replace any set not matching perfectly. All frames and covers shall be designed to withstand an HS20-44 wheel loading as defined by AASHTO specifications.

- K. Manhole inserts: Watertight manhole inserts shall be 316 stainless steel and are required for all sanitary sewer manholes installed. Inserts shall be as manufactured by FRW Industries, Conroe, Texas, or approved equal. Neoprene gaskets shall be installed under the insert lip to insure a leakproof seal.
- L. Penetrations and connections into precast or existing structures shall be accomplished by rotary core boring.
- M. Cast in place liners shall be repaired, fitted around penetrations, sealed at joints, etc. in accordance with the manufacturer's recommendations for that liner. As a general rule, repairs, sleeves and patches shall be welded in place, glues and sealants shall not be used unless approved by the manufacturer.

3.04 TESTING

- A. After constructed to its finished height and before being backfilled, each manhole must be visually inspected and shall meet the satisfaction of the County.
- B. If the visual inspection reveals defects, poor workmanship, or suspect installation, it shall

be at the sole discretion of the County to have the structure vacuum tested for water tightness.

1. Plug pipelines and perform vacuum test. Observing all recommended safety measures induce a backpressure of 5.0 p.s.i. equivalent to 10" Hg (mercury). The manhole assembly is considered satisfactory if the vacuum loss is less than 1" Hg for the length of time listed in the following table:

Time of Test in Seconds			
Depth Feet	Manhole Diameter in Feet		
	4	5	6
4	10	13	16
8	20	26	32
12	30	39	48
16	40	52	64
20	50	65	80
24	60	78	96
T	5	6.5	8

Note: Add "T" seconds for each additional 2'- of depth.

- C. Failure to pass this test requires the Contractor to correct the problems and retest. The Contractor will replace leaking gaskets and/or concrete sections and retest the completed manhole. No manhole will be accepted without successfully passing this test.

END OF SECTION

DIVISION 9 PAINTING

SECTION 09970 SURFACE PROTECTION SPRAY SYSTEM

PART 1 GENERAL

1.01 SCOPE OF WORK

- A. The Contractor shall furnish all labor, materials, equipment and incidentals required to install and test the coating system complete and ready for operation for the structures listed in the specifications and as shown on the Drawings.
- B. The work includes coating of all surfaces as shown and specified on the Drawings. This includes, but is not limited to stairs, walls, floors, concrete divider, concrete slabs, manholes wet wells, and all other work obviously required to be coated unless otherwise specified herein or on the Drawings. The omission of minor items in the Schedule of Work shall not relieve the Contractor of his obligation to include such items where they come within the general intent of the Specification as stated herein.

1.02 RELATED WORK

- A. Bypass pumping is the responsibility of the General Contractor.
- B. Concrete surface cleaning in each lift station is the responsibility of the General contractor.
- C. Removal and offsite disposal of rubble is the responsibility of the General Contractor.

1.03 SUBMITTALS

- A. Submit to the County shop drawings and schedules of all surfacing systems and appurtenances required. Submit design data and specification data sheets listing all parameters used in the surfacing system design and thickness calculations based on applicable provisions of ASTM.
- B. Submit to the County the name of the surfacing supplier, a list of materials to be furnished, and the qualification (per 1.05 A) of the application contractor.

1.04 REFERENCE STANDARDS

- A. American Society for Testing and Materials (ASTM)

ASTM D-638
ASTM D-790
- B. Where reference is made to one of the above standards, the revision in effect at the time of bid opening shall apply.

1.05 QUALIFICATIONS

- A. The Contractor performing the surfacing work shall be fully qualified, experienced a minimum of seven years and equipped to complete this work expeditiously and in a satisfactory manner. The Contractor shall submit the following information to the County for review and approval before any surfacing work is performed.

1. The number of years of experience in performing this type of specialized work must be seven years minimum.
 2. Name of the surfacing manufacturer and supplier for this work and previous work listed below. The Contractor shall be an approved installer as certified and licensed by the surfacing manufacturer and equipment supplier.
 3. A list of clients that the Contractor has performed this type of work.
 - a. The list shall contain names and telephone numbers of persons who can be called to verify previous satisfactory performance.
 - b. Installation dates and a description of the actual work performed.
 - c. The surfacing manufacturer shall provide an installation list of his product used for similar sewer rehabilitation projects. The list shall provide the same information as required in paragraphs 3.a and 3.b above.
- B. The County reserves the right to approve or disapprove the Contractor, based on the submitted qualifications.

1.06 GUARANTEE

All surfacing shall be guaranteed by the Contractor for a period of five years from the date of acceptance. During this period, all defects discovered in the surfacing, as determined by the County, shall be repaired or replaced in a satisfactory manner at no cost to the County, this shall include, but is not limited to, all work and costs associated with the shut down of any pump stations and all bypass operations needed for the proper repairs to be made.

1.07 QUALITY ASSURANCE

- A. All surfacing products shall be from a single manufacturer. The supplier shall be responsible for the provisions of all test requirements specified in ASTM Standards D-638 and D-790 as applicable.
- B. The Contractor shall employ specialty workers who have proven ability to perform the Work included herein. This will consist of a minimum of two years or two project experiences installing this product. This is a requirement for each and every employee.

1.08 DELIVERY, STORAGE AND HANDLING

- A. Care shall be taken in shipping, handling and placing to avoid damaging. Any material damaged in shipment shall be replaced as directed by the County.
- B. Any material showing deterioration, or which has been exposed to any other adverse storage condition that may have caused damage, even though no such damage can be seen, shall be marked as rejected and removed at once from the work.

PART 2 PRODUCTS

2.01 GENERAL

- A. The material sprayed onto the surface shall be a urethane resin system formulated for the application within a sanitary sewer environment. The urethane will exhibit suitable corrosion resistance to corrosive gases and fluids found within domestic sanitary sewage. Unless dictated by varying effluent, the spray system shall be a urethane and exhibit the cured physical strengths specified herein.
- B. When cured, the surface coating shall form a continuous, tight-fitting, hard, impermeable surfacing data which is suitable for sewer system service and chemically resistant to any chemicals or vapors normally found in domestic sewage.
- C. The surface shall be an integral part of the structure being rehabilitated after being placed and cured. The surface shall cover the complete interior of the existing structure. The surface shall provide a continuous watertight seal or barrier.
 - 1. The surface shall effectively seal the interior surfaces of the structure and prevent any penetration or leakage of groundwater infiltration.
 - 2. Provide water resistance data on surface based on ASTM Standards.
 - 3. The surface shall be compatible with the thermal conditions of existing sewer lift stations and manholes. Surface temperature will range from 30 to 80 degrees F. Provide test data on thermal compatibility based on ASTM Standards.

2.02 MATERIALS

- A. Approved materials include
 - 1. Aquatapoxy A-6 and Raven 405 epoxy by Raven Lining Systems
 - 2. Green Monster
 - 3. Sauereisen 210 system (210T & 210GL - Manatee County Light Brown Formula)
 - 4. SpectraShield system
 - 5. Spraywall Urethane by Sprayroq
- B. Polyurethane spray application shall comply with the following specifications:

The cured urethane system shall conform to the minimum physical standards, as listed below. The long-term data is for a 50-year design life of the process.

<u>Cured Urethane</u>	<u>Standard</u>	<u>Long-Term Data</u>
Tensile Stress	ASTM D-638	5,000 psi
Flexural Stress	ASTM D-790	10,000 psi
Flexural Modulus	ASTM D-790	550,000 psi

- C. Epoxy spray application shall be 100% VOC free / 100% solids.

PART 3 EXECUTION

3.01 SURFACE PREPARATION

- A. The contractor shall clean each structure and shall dispose of any resulting material.

- B. All contaminants including: oils, grease, incompatible existing coatings, waxes, form release, curing compounds, efflorescence, sealers, salts, or other contaminants shall be removed.
- C. All concrete or mortar that is not sound or has been damaged by chemical exposure shall be removed to a sound concrete surface or replaced.
- D. Surface preparation method(s) should be based upon the conditions of the substrate, service environment and the requirements of the protective coating to be applied.
- E. Surfaces to receive protective coating shall be cleaned and abraded to produce a sound surface with adequate profile and porosity to provide a strong bond between the protective coating and the substrate. Generally, this can be achieved with a high pressure water cleaning using equipment capable of 5,000 psi at 4 gpm. Other methods such as abrasive blasting, shotblasting, grinding, scarifying or acid etching may also be used. Detergent water cleaning and hot water blasting may be necessary to remove oils, grease or other hydrocarbon residues from the concrete. Whichever method(s) are used, they shall be performed in a manner that provides a uniform, sound clean neutralized surface that is not excessively damaged.
- F. All infiltration shall be stopped by using a material which is compatible with and is suitable for topcoating with the specified protective coating.
- G. The area between the manhole and the manhole ring and any other area that might exhibit movement or cracking due to expansion and contraction, shall be grouted with a flexible grout or gel before surface coating spray application.
- H. All surfaces should be inspected by the Inspector during and after preparation and before the repair material is applied.
- I. No separate payment shall be made for any preparatory work required prior to application of the surface coating.

3.02 INSTALLATION

- A. The Contractor shall notify the Project Manager at least 48 hours in advance, giving the date, start time and estimated completion time for the work being conducted.
- B. The Contractor shall provide bypass pumping of sewage flows (as required) where and when the rehabilitation work is being performed. No flows will be permitted in the structure until the spray coating has properly cured to the manufactures specifications.
- C. The installation of the surface coating shall be in complete accordance with the applicable provisions of ASTM and the manufacturer's specifications. A representative of the manufacturer shall be present during the actual installation.
 - 1. Prior to placing the surface coating, the manufacturer's representative must approve the surface preparation work and installation conditions including temperatures.
 - 2. All surfaces shall be sufficiently smooth and even, to ensure good flow handling characteristics when complete.
 - 3. All surfaces shall have the surface coating applied to the required thickness by spray

application.

- D. Application procedures shall conform to the recommendations of the protective coating manufacturer, including material handling, mixing, environmental controls during application, safety, and spray equipment.
- E. The spray equipment shall be specifically designed to accurately ratio and apply the specified protective coating materials and shall be regularly maintained and in proper working order.
- F. The protective coating material must be spray applied by a Certified Applicator of the protective coating manufacturer.
- G. Polyurethane spray application shall be applied such that all surfaces shall be coated in accordance with the manufactures recommended thickness but not be less than 125 mils.
- H. Epoxy spray application shall be applied such that all surfaces shall be coated in accordance with the following:

- 1. Specified surfaces shall be coated by spray application of a moisture tolerant, solvent-free, 100% solids, epoxy protective coating as further described herein. Spray application shall be to a minimum wet film thickness in accordance with the following table or manufacturer's recommendation, whichever is greater:

Concrete, New/Smooth	80-100 mils for immersion, 60-80 mils for atmospheric, splash and spill exposure
Concrete, Rough	100-125+ mils
Masonry/Brick	125-150+ mils
Steel	16-80 mils for immersion, 16-40 mils for atmospheric, splash and spill exposure; also profile dependent
Fiberglass Systems	40-60 mils tack coat, 9 oz/yd ² fabric, 40-60 mils top coat. Varies with circumstances

- 2. Airless spray application equipment approved by the coating manufacturer shall be used to apply each coat of the protective coating. Air assisted spray application equipment may be acceptable, especially for thinner coats (<10 mils), only if the air source is filtered to completely remove all oil and water.
- 3. If necessary, subsequent topcoating or additional coats of the protective coating should occur as soon as the basecoat becomes tack free, ideally within 12 hours but no later than the recoat window for the specified products. Additional surface preparation procedures will be required if this recoat window is exceeded.

3.03 FIELD TESTING AND ACCEPTANCE

- A. Field acceptance of surface coatings shall be based on the County's evaluation of the proper surfacing of the structure and the appropriate installation and curing test data along with review of the structure inspections.
- B. The surface coatings shall provide a continuous monolithic surfacing with uniform thickness throughout the structure interior. If the thickness of the coating surface is not uniform or is less than specified, it shall be repaired or replaced at no additional cost to the County.
 - 1. The County will measure the surface cured thickness from a specimen retrieved by the Contractor. The Contractor shall retrieve the specimen by physically cutting through the surfacing (by drilling or coring). There will be up to three thickness measurement locations in each structure. A suitable non-destructive type of thickness measurement may also be used.
 - 2. All the surface coating thickness measurement locations shall be repaired by the Contractor in accordance with the manufacturer's recommendations. These repairs shall be included in the five year surface coating guarantee.
- C. All pipe connections shall be open, clear, and watertight.
- D. There shall be no cracks, voids, pinholes, uncured spots, dry spots, lifts, delaminations or other type defects.
- E. If any defective surface coating is discovered after it has been installed, it shall be repaired or replaced in a satisfactory manner within 72 hours and at no additional cost to the County. This requirement shall apply for the entire five year guarantee period.

END OF SECTION

DIVISION 11 EQUIPMENT

SECTION 11215 DIESEL BACKUP PUMP

PART 1 GENERAL

1.01 SCOPE

- A. Provide and install complete and operable backup diesel powered pump systems for lift stations which contain all the devices and equipment specified herein and/or required for the service. Equipment shall be new, factory and field tested, installed, and ready for operation.
- B. The engine shall be a diesel, Tier III approved and shall be of sufficient horsepower to drive the pump under full load conditions. It shall be 4-cycle, fueled by a sub-base fuel tank and cooled with a closed looped radiator system. The pump is to be compressor assisted self priming. The pump, controls and associated cooling and exhaust systems specified in these specifications are to be housed in a suitable weather protected enclosure which is to be permanently installed outdoors.
- C. Where conflict between drawings, specifications or code occurs, the Contractor shall assume and provide the more stringent of the alternatives to the County.

1.02 RATINGS

- A. Pump is to be installed at:
SLS N1H, RTU 513
11220 U.S. 41 North
Palmetto, Florida

This pump is to have a primary capacity of 500 gpm at a TDH of 66 feet, with a maximum capacity of double the primary capacity. This site shall be diesel fueled with a sub-base fuel tank. This site is in a flood zone and a flood certification is required.

PLEASE NOTE: Pump is to be built with the following characteristics/conditions:

- 1. The pump should come on automatically when the wet well reaches a high level condition.
- 2. Primary level control using transducer with backup floats.
- 3. Programmable controller that allows both scheduled & manual exercising.
- 4. Pump and controls to have contacts for the telemetry system.
- 5. Pump should have the capability to pass a 3" spherical solid.
- 6. Pump has compressor assisted automatic priming.
- 7. Pump to have a weather protected and sound attenuated enclosure designed for 140 mph wind load.

1.03 MANUFACTURERS

- A. Subject to compliance with requirements stated and defined in these specifications, the following are approved manufacturers:
 - 1. Godwin Pumps
 - 2. Acme Dynamics Pumps

3. Global Pumps

1.05 SUPPLIER

- A. The complete package - engine, pump, fuel tank, controller and other auxiliary components specified in this section shall be provided from a single manufacturer/supplier. The supplier shall be the manufacturer's authorized distributor who shall maintain a service center capable of emergency maintenance and repairs with a maximum of four hours response time. The supplier shall have 24 hour/365 days per year service availability and factory trained service technicians authorized and capable to perform warranty service on all warrantable products.
- B. The supplier shall have satisfactorily provided and installed similar size / design pumping systems for at least 2 other municipalities.

1.06 SUBMITTALS

- A. Prior to and a requirement of contract award, the apparent low bidder shall provide references from at least 3 local municipalities or other businesses that have at least 2 similar type emergency backup pumps in service with response time requirements similar to this contract. The actual service responses will be verified for response time consistency and customer satisfaction.
- B. As a minimum for all equipment specified and provided, for each site, submit the following in pdf format to Manatee County. No equipment is to be ordered until the submittal is approved:
 - 1. Specification and application data sheets for the entire system supplied.
 - 2. Supporting calculations and/or documentation signed and sealed by a Professional Engineer licensed in the State of Florida in support of the proposed pump capacity, reinforced concrete pad, concrete anchors, and wind load calculations.
 - 3. Shop drawings showing a dimensioned outline plan and elevation views of the system with certified overall and interconnection point dimensions. Indicate fabrication details, dimensions, weights, loads, required clearances, components, location and size of each field connection and method of field assembly.
 - 4. Manufacturer's installation instructions.
 - 5. Interconnection wiring and piping diagrams which show all external connections required. Show field wiring terminals with markings in a consistent point to point manner.
 - 6. Manufacturer's certification of prototype testing which show evidence of compliance with specified requirement.
 - 7. Manufacturer's applicable published warranty documents.
 - 8. Pump control diagram that clearly indicates how the speed of the pump will be controlled and responds to the levels in the wet well and the force main pressures. Current force main pressure ranges can be supplied to the awarded bidder.
 - 9. Shop drawings of the enclosure indicating basic layout, materials, and color. A color swatch shall be submitted for review.
- C. Prior to the County's acceptance of the emergency backup pump system(s), the Contractor shall submit the following for each site(s):
 - 1. Field test results showing compliance with the specifications.
 - 2. A single O&M manual shall be provided that covers all parts of the generator system

and controls for all installations contained in this contract. It shall be tabbed for each different size or type of equipment. The cover page shall indicate the manufacturer, date and contract number as well as listing all pump station sites it applies to.

3. Signed and sealed final RECORD DRAWING prepared from the site plan by a Professional Surveyor registered in the State of Florida showing all existing and new above ground facilities / improvements, new underground conduit locations, and/or property corners. A CAD file of the project survey can be requested from the County, if available.

The following information shall be provided on the record drawing site plans:

Location in X, Y, & Z	Emergency Pump conc. slab, all new underground pipes and conduits
Location in Z (elevation)	top of fuel tank, bottom of pump (if not on top of a fuel tank)
Call outs	Emergency Pump information, conduit size, fuel tank size in gallons

1.07 WARRANTY

- A. A comprehensive, no deductible warranty shall be supplied for the complete system (the pump, controls and all accessories) supplied for each installation. The complete systems shall be warranted by the manufacturer against defects in materials and workmanship for a period of five years or 1,500 hours of operation; whichever occurs first from the date of system startup. This warranty coverage shall include parts, labor, and travel expenses.
- B. The warranty of the coating of the enclosure and fuel tank shall be a non-deductible, unlimited warranty against rust and corrosion of any coated part of the enclosure for a period of ten years.

PART 2 PRODUCTS - AT EACH SITE:

2.01 PUMP

- A. Each pump shall be:
 1. Used for raw waste water.
 2. Able to pass a 3" spherical solid.
 3. Be compressor-assisted self priming
 4. Initially start at primary rpm/capacity, with the ability to automatically ramp up to maximum capacity to keep up with flow if needed.
- B. The complete intake and discharge piping, fittings, and layout shall be sized and designed by the pump supplier to ensure the most efficient design and operation as possible. Site constraints shall be taken into account and coordinated with County personnel.

2.02 INSTRUMENTATION AND CONTROL

- A. Each pump is to be capable of being started and shutdown through an automatic level control or manually. Level sensing shall be by two installation contractor installed systems: transducer as the primary indicator, and float balls as the secondary indicator.

- B. The controller shall start the pump automatically when the wet well reaches a predetermined high level condition and shall be adjustable by County personnel, if needed. The controller shall be able to automatically ramp up the pump speed incrementally to the maximum pump capacity if the wet well level continues to rise.
- C. The controller shall be programmable to exercise the pump automatically, and have the program adjusted by County personnel if needed.
- D. An emergency stop button will also be installed to shut the system down. This button should be red, a minimum of two inches in diameter, labeled "STOP" and installed in a conspicuous location on the pump set. It shall be reusable and resettable.
- E. The control shall shut down and lock out upon: failing to start (overcrank), overspeed, low engine oil pressure, high engine coolant temperature, or operation of a remote manual stop station. A panel mounted switch shall reset the engine monitor and test all the lamps. Lamp indications on the control panel shall include as a minimum:
 - 1. Overcrank Shutdown - Red
 - 2. Overspeed Shutdown - Red
 - 3. High Coolant Temperature - Red
 - 4. Low Engine Oil Pressure - Red
 - 5. High Engine Coolant Temperature Prealarm - Yellow
 - 6. Low Engine Oil Pressure Prealarm - Yellow
 - 7. Low Fuel - Yellow
 - 8. Run - Green
- F. Each pump set is to be set up by the manufacturer to indicate to a remote location through the County's RTU system:
 - 1. When pump set is in operation.
 - 2. When pump set fails (fails to start).
 - 3. When low fuel level is reached in the fuel tank.
- G. The contractor shall install four wires from the pump control panel to the existing RTU control panel; wire type shall be 16 AWG, 16 strand flexing type MTW or TFFN 600 volt. The County's RTU system uses discrete- type signals with N/O type contacts. County shall make the actual connections to the RTU system.

The wire coloring scheme shall be:

Brown -	pump run
Red -	pump fail
Yellow-	low fuel
Orange-	common to alarms and connected to control panel power either 24 volt DC or AC
- H. All electrical penetrations in any enclosure shall be properly sealed from the weather.

2.03 ENCLOSURE

- A. The pump set and all the equipment supplied in this contract, shall be operated in a stationary outdoor environment. At each site, it shall:

1. Require weather protected enclosures. These enclosures shall protect the unit and all equipment and devices from the elements of the weather to include rain and winds to 140 MPH. All enclosures, boxes, trays, etc shall have weep holes for condensation or water intrusion drainage. Any oil containment / catchment areas shall have provision to completely drain off water. The enclosure shall provide adequate ventilation for cooling and operation under full load conditions.
2. The enclosure shall be constructed of at least 14 gauge aluminum. The enclosure shall have an electrostatically applied, baked on, powder coated enamel or polyester finish a minimum of 2.5 mil thick. Provisions shall be made to ensure minimum thickness is achieved at all corners and edges. The color of the powder coating shall be similar to "Buff" or Pantone Green 5545 C, as noted on the drawings, and must be approved by Manatee County prior to installation of the product.
3. The housing shall have hinged side access doors and a rear control door that are easy to remove. The side panels shall be easy to remove to allow access to all areas of the pump. All doors shall be provided with padlock hasps, so the County can install a standard padlocks.
4. All exterior assembly hardware, bolts and/or screws, handles, hinges, and hasps shall be 316 stainless steel. All exterior bolts and/or screws shall be tamper-proof. All tamper-proof screws shall utilize the 6 lobe pin TX or Torx® pin-head security fasteners. A neoprene washer shall be installed between the enclosure's exterior finish and all bolts/nuts/washers.
5. The housing shall be factory assembled to the pump set skid base. The skid base or fuel tank shall be firmly fastened to a concrete foundation pad which is to be provided and installed as part of this contract. The connections shall be adequate to avoid movement from both wind and vibration loading. The skid base / framing surface protection coating shall be per the fuel tank coating requirements. All metal surfaces coming in contact with concrete or grout shall be coated with coal tar epoxy equal to Koppers 300M or a 1/32-inch neoprene gasket between the metal surface(s) and the concrete or masonry may also be used. The neoprene gasket shall be installed along the entire perimeter, not just at the fastening hardware.
6. The pump shall be removable from the base for maintenance purposes.
7. The skid is to have adequate strength and rigidity to maintain alignment of mounted components without depending on the concrete foundation. Lifting attachments shall be arranged to facilitate lifting with slings without damaging any components or coatings.
8. The base shall incorporate a battery tray with battery hold down clamps within the rails. Provisions for stub up of electrical conduits shall be within the footprint of the set. Vibration isolation shall be integral between the pump set and base.
9. The enclosure shall be a low noise or sound attenuated enclosure. The noise level at any load operating condition, in any direction from the enclosure, shall not exceed 75 dBA at a distance of five (5) meters (16.5 ft) from the enclosure, unless noted otherwise on the plans

2.04 ENGINE

- A. The engine shall be a 4-cycle, direct injection diesel with forged steel crankshaft and connecting rods suitable for continuous operation. It shall be designed for stationary applications and shall be complete with all necessary auxiliaries needed for operation of the pump. The engine block shall be cast iron construction.
- B. The engine shall have an electronic governor which shall provide isochronous frequency regulation.

- C. The engine shall have an electric starter and battery(ies). See the Starting System section for further details.
- D. The engine shall have a mechanical, positive displacement, engine driven, lubrication oil pump. Provide full flow lubrication oil filters with replacement spin-on canister elements. Provide a dipstick for oil level indication and an easily accessible fill location.
- E. Supply a replaceable dry element air cleaner with restriction indicator.
- F. Provide an engine mounted thermostatically controlled water jacket heater. The heater(s) wattage size shall be determined by the manufacturer. The heater voltage shall be single phase, 120V, 60HZ.

2.04.1 STARTING SYSTEM - ENGINE

- A. The battery(ies) used for cranking the engine shall be the lead acid type, 12 or 24 volt, sized as recommended by the generator manufacturer. The battery(ies) shall have sufficient capacity to crank the engine for at least three cycles of 15 seconds on - 15 seconds off, for a total of 75 seconds. They shall be provided as new with the entire manufacturer's warranty.
- B. The battery(ies) shall be fastened securely in its(their) own tray within the foot print of the skid. The tray shall be acid resistant.
- C. Include all interconnecting conductors and connection accessories.
- D. A battery charger of appropriate rating which is voltage regulated, shall be provided for the engine. It shall be sized for the proper current, input AC voltage and output DC voltage. The charger shall be equipped with float, taper and equalize charge settings.
- E. A meter on the charger shall provide a visual output reading of the charger.
- F. On the engine, provide a factory mounted alternator with solid state voltage regulation and 35 Amp minimum continuous rating.

2.04.2 FUEL SUPPLY SYSTEM- DIESEL ENGINE

- A. Provide a double walled fuel tank, made of heavy gauge construction that is designed for full weather exposure. Depending on the site, the tank may either be the stand-alone or sub-base type. There is to be visual tank to foundation clearance. The tank is to have the following features:
 - 1. Tank shall be UL 142 listed.
 - 2. The capacity of the fuel tank shall be sufficient to run the pump continuously for 24 hours, but not to exceed a maximum of 540 gallons.
 - 3. Equipped with a mechanical fuel gage and low fuel level alarm that may be monitored from a remote location by a RTU which uses N/O type contacts.
 - 4. Two inch NPT fuel opening with spill protection and a lockable lid that is easily accessible.
 - 5. Emergency pressure relief vent opening on the inner and outer tanks.
 - 6. Inner tank leak alarm kit and low fuel alarm that may be monitored in some remote location by an RTU.
 - 7. Basin drain.

8. Overfill protection / containment.
 9. Provide an integral fuel pump of sufficient capacity to sufficiently charge the fuel lines under any start or run condition.
- B. The overall fuel system is to comply with all applicable NFPA regulations as well as those required by the Florida Department of Environmental Regulation. This includes NFPA compliant labels for the fuel shut-off location and application of Diesel HAZMAT symbol stickers.
 - C. Provide an anti-siphon valve in the fuel line at the output of the tank.
 - D. A fuel filter shall be installed between the fuel tank and fuel inlet to the engine. It shall have a fuel water separator. The filter element shall be disposable and be easily removed and installed for maintenance purposes.
 - E. Provide supply and return fuel lines of sufficient diameter for all load requirements, flexibility for maximum resistance to fatigue due to component operation and made of material which has maximum resistance to corrosion due to environment and fuel supply.
 - F. The skid base for the fuel tank shall be firmly fastened to a concrete foundation which is to be provided and installed as part of this contract. The fuel tank & skid assembly shall be removable from the base. Lifting points shall be provided for the tank skid. All metal surfaces coming in contact with concrete or grout shall be coated with coal tar epoxy equal to Koppers 300M or provide a 1/32-inch neoprene gasket between the metal surface(s) and the concrete or masonry may also be used. The neoprene gasket shall be installed along the entire perimeter, not just at the fastening hardware.
 - G. The exterior coating of the fuel tank and skid base shall be Sherwin Williams SherGlass FF glass flake reinforced amine epoxy (formulated for immersion service) or equal. Color shall be haze grey, two coats of 12-15 mils on top of a stripe coat over all welds, crevices, edges and sharp angles, per manufacturer's recommendations.
 - H. The fuel tank shall be full and topped off by the contractor when it is accepted by the County.

2.04.3 COOLING SYSTEM- ENGINE

- A. The engine shall be cooled by a unit mounted closed loop radiator system rated for full load operation in 50° C ambient condition with the ambient temperature as measured at the air inlet to the radiator. Radiator shall be provided with a duct adapter flange. The cooling system shall use a 50/50 (Prestone, Xerex or equivalent coolant and water) mixture provided by the supplier.
- B. Provide drain cocks or plugs in the engine block and radiator for easy changing and flushing of the coolant. Provide coolant drain extensions where necessary for easy access to the drainage device.
- C. Protection from rotating parts (fan, fan belt) shall be provided.
- D. Install a self contained thermostat module to automatically regulate coolant flow to maintain optimum constant coolant temperature as recommended by the engine manufacturer.
- E. Provide a coolant heater which is thermostatically controlled in the jacket of the engine.

2.04.4 EXHAUST SYSTEM- ENGINE

- A. The muffler for the engine shall be the critical grade made from aluminized steel of thickness and design as recommended by the manufacturer. The muffler shall be housed within the enclosure.
- B. All exhaust piping shall be aluminized steel. Vertical discharge exhaust shall be equipped with a rain cap, appropriate condensation drains in the piping, and the outlet, and shall be designed so no external rain or moisture may enter the engine from the outside even if the rain cap fails. Vertical or horizontal discharge exhaust shall be designed so no external rain or moisture may enter the pump generator enclosure. Care must be exercised so there is no recirculation of exhaust gases into the intake system.
- C. The connection of the engine to the exhaust system shall be a flexible section of corrugated stainless steel pipe. The connection of the exhaust pipe to the muffler shall be a stainless steel expansion joint with liners. The connection of the muffler to the end of the system shall be stainless steel pipe.
- D. The exhaust emissions shall fall within the guidelines of the EPA and other state and governmental agencies.

2.07 HOUSEKEEPING SLAB FOUNDATION

- A. The reinforced concrete slab(s) for the pump and fuel tank are to be suitable to fully support the complete load under all load conditions with a reasonable safety factor. The top of the slab shall be a minimum of two inches above the surrounding grade and extend a minimum of six inches past the footprint of the pump set.
- B. The Manatee County Building Department will require the contractor to submit a plan for each poured-in-place concrete slab being installed. The Building Department will accept a slab designed by the manufacturer for their respective generator, provided the back-up information accompanies each plan. If the manufacturer does not provide a slab design, then the contractor shall submit a slab design that is signed and sealed by a Professional Engineer and meets the Florida Building Code.

PART 3 EXECUTION - AT EACH SITE:

3.01 INSTALLATION

- A. The contractor shall have all the devices described in this contract delivered to, and unloaded at the site. The contractor shall furnish and install the entire product to include all necessary site preparation, the concrete foundation(s), connections, and all associated devices so that it is fully functional and operable as intended. The installation shall be per the manufacturer's instructions provided in item 1.06. The contractor shall complete the installation of the equipment he provides to the existing site equipment to the degree that it shall not be necessary for the County to make further modifications or connections in order to have a fully functional, overall system which is comprised of the existing system and that provided by the contractor under this bid. The County shall not be responsible for any costs associated with the complete installation of the product described in these specifications because all associated costs shall be included in the bid price.
- B. The contractor shall install the pump set and conduit as shown on the approved site plan he

has prepared for each site.

1. County to provide an existing site plan.
 2. Contractor and County personnel shall meet on each site and determine the exact location for the pump set and fuel tank.
- C. All wiring shall be installed in Schedule 80 PVC conduit sized according to the National Electrical Code for the number and size of conductors contained within. All trenches for underground installation of conduit shall be hand dug. Any electrical wiring that is installed between the lift station's wet well and the valve vault shall be installed in a carrier pipe that is strapped to the wet well or valve vault.
- D. Install the electrical components per Manatee County Standards (see typical wiring layouts in the latest Manatee County Public Works Utility Standards details US 23 & US 24).

3.02 FIELD QUALITY CONTROL

- A. Upon completion of item 3.01, a factory authorized service representative of the product supplied, is to inspect all field assembled and installed components and make any necessary corrections to insure proper equipment operation. Any cost associated with this procedure shall be borne by the contractor.

3.03 TESTING

- A. All test instruments used to perform the testing are to have been calibrated within the past 12 months. The calibration shall be performed in accordance with the standards of the National Institute for Standards and Technology.
- B. Perform the following on-site tests:
1. All necessary tests recommended by the manufacturer
 2. Noise level test: Measure and calculate the A-weighted (DbA) levels emanating from the product assembly at five (5) meters for at least six equally spaced points around the enclosure while the machine is under load. Include such points as the exhaust discharge, and cooling air intake and discharge. The noise level test is to be taken as defined by ISO 3744.
- C. Compare all measured quantities with required values of testing. Correct all deficiencies identified by tests and repeat test and correction procedure until specified test requirements are met. All problems and shortcomings in the product provided, which are discovered during the testing process, shall be remedied and corrected at the expense of the supplier with no cost to the County.
- D. The County shall have the option of whether or not to witness all testing that is performed. Report all test results in writing to the County.

3.04 TRAINING AND DEMONSTRATION

- A. A factory representative of the product is to provide the County's maintenance personnel with a thorough period of instruction and hands-on session regarding the operation, trouble shooting and maintenance of all components of the product. Typical training period: one hour for each site.

3.05 DELIVERY

- A. The product described in these specifications shall be fully installed and fully operational, tested and demonstrated within the agreed upon number of days after the award of the bid has been made.

3.06 NOTICE OF DELIVERY, TESTING, TRAINING AND DEMONSTRATION

- A. At least seven business days of notice is to be given by the contractor to the County for delivery, installation, testing, training and demonstration of the product.

END OF SECTION

DIVISION 13 SPECIAL CONSTRUCTION

SECTION 13350 LIFT STATION REHABILITATION

PART 1 GENERAL

The Contractor shall furnish all labor, materials, equipment and incidentals required to remove / replace and install the internal equipment for a complete automatic, underground lift station and adjacent above-ground valve assembly and/or meter vault. The principal items of equipment shall include two submersible motor-driven sewage pumps (supplied and installed by Manatee County), valves, internal piping, pressure gauge, and meters (if required). All materials shall be new, without defects and of the best quality. All materials furnished and all work done shall be in strict accordance with all local requirements and codes.

1.01 EQUIPMENT

- A. Meter Vault (if required): Precast concrete vault shall be constructed as shown on the drawings and in accordance with section 03410. The vault(s) shall have a three (3) inch PVC drain with a P-trap return to the wetwell. The vault shall be adequate size to allow a minimum 12" clearance between all flange fittings and any concrete surfaces.
- B. Entrance Hatches: The lift station wetwell and vault(s) shall be equipped with an aluminum access cover sized as below or as shown on the drawings. The wetwell access cover and vault access cover shall be constructed of aluminum with a minimum load rating of 300 lbs./sq. ft. and equipped with stainless steel hinges, hasp, and a device to lock the doors in an open position when the lid is raised (US Foundry, Halliday, or approved equal). Entrance hatches for duplex stations with 4" BPIU Base Ells shall be minimum 36" x 48" and with 6" BPIU Base Ells shall be minimum 42" x 60".
- C. Sewage Pumps and Electrical by the County, unless noted otherwise on the plans.
- D. Piping and Fittings

Lift Station wetwell shall be as called out on the plans. All flanged fittings in the wetwell and above-ground vault assembly shall be connected using 316 stainless steel hardware (nuts, bolts and washers). All mechanical joint fittings shall use grip rings restraint systems with Corten or 316 S.S. bolts. Riser pipes shall be HDPE: DR11 with shop fused butt joints and flanges. Piping in existing valve/meter vault shall be PVC: C900, class 235, DR-18.

- E. Pump Hardware
 - 1. Lifting chains shall be 3/8" stainless steel type 316 attached to the pump lifting bail using stainless steel shackles. All pump mounting systems shall be of the front loading slide rail type BPIU, from Barney's Pump. All rails and mounting hardware shall be 316 stainless steel.
 - 2. A hanger shall be installed in each wetwell for supporting floatball and pump cables. The hanger shall be constructed of 1/4" x 2" type 316 stainless steel flat stock with individual hooks for each floatball and pump cable constructed of 1/4" type 316 stainless steel rod stock. All nuts, bolts, washer, fasteners, brackets, and other hardware installed in the wetwell and existing valve/meter vault shall be type 316 stainless steel.

3. Pump base plate for HDPE piping installations shall be as detailed in the Manatee County Utility Standards, latest edition, or as shown on the plans.

F. Painting

All paint and other coatings shall be applied in accordance with the project manufacturer's specifications for the surfaces being coated. The exterior of the vaults and wetwell top below grade shall be coated with at least two (2) coats of a coal tar epoxy coating containing 78% volume of solids. The minimum thickness of each coat when dry shall be 8 mils. The interior surfaces of the valve/meter vault shall be coated with two coats of Tnemec Series 69 Hi-Build epoxy coating or equal. The exterior surfaces of the wetwell, valve/meter vault, and wetwell top exposed above grade shall be coated with at least two (2) coats of H & C Silicone acrylic concrete stain, Patio Green, Manufactured by FLR Paints, Inc. The interior and exterior of all ductile iron fittings and valves shall be per sections 02615 or 02640 of these specifications.

- G. Gate Valves: All gate valves shall be resilient seated non rising stem. All valves inside the vault shall be equipped with handwheel.

- H. Link Seals: All piping penetrations of the wetwell and valve/meter vault shall be through a grouted-in PVC sleeve that is bonded to the liner, sealed to the pipe using Link Seal Model S seals or equivalent. All hardware shall be 316 stainless steel. Install with bolts facing the inside of the wet well.

2.01 ELECTRICAL

- A. Contractor or subcontractor shall be responsible for any permits, fees, inspections, materials, equipment and labor required for any electrical modifications as indicated on the contract documents.

3.01 PERMITS

The Contractor shall be responsible for and shall pay for any permits and/or inspections required.

4.01 SHOP DRAWINGS AND INSPECTIONS

Shop drawings shall be submitted for approval in accordance with these Specifications prior to construction. When calling for inspection, the contractor should have these approved drawings available for review by the inspectors prior to acceptance by the County for maintenance. All inspections shall be arranged by contacting the Project Manager.

5.01 LANDSCAPING

The Contractor shall grade and fill the construction area to its original lines and grades and sod all disturbed or damaged grassed areas. Unless noted otherwise on the plans, the County shall restore the landscaping and shrubs around the lift station.

6.01 LINER REPAIRS

The contractor shall repair all existing liners in accordance with the manufacturer's recommendations. All HDPE and PVC liner repairs shall be performed by a contractor certified by the liner manufacturer to install and repair the liner.

END OF SECTION

SECTION 13350A WET WELL CLEANING

PART 1 GENERAL

1.01 SCOPE

A. Description

The Contractor shall provide the necessary labor and equipment for the removal of waste generated from Sanitary Sewage Lift Station Wet Wells. Cleaning of the sewer wet wells will be conducted at the direction of the County.

B. Work Included

The successful bidder will provide services for the “total elimination” of the waste within the wet well. Cleaning shall include stopping the flow into the station, the physical removal of all floating material, grease/oil, organic compounds, bottom sediment, grit, and materials that have collected on the walls, floor, and all other extraneous materials within said wet wells, are cleaned from the lift station structure and all items within. Vacuum Trucks with the ability to remove the sludge, dirt, grease, etc. from the interior walls and bottom of the wet well.

1.02 EQUIPMENT

- A. All cleaning machines must be capable of efficient, reliable operation. A high-pressure water washing or wet abrasive sand blasting, use 3500-psi water pressure, minimum. Remove dirt, oil, loose concrete, any previously applied coatings (except liners) or other deleterious materials.

1.03 CLEANING

- A. Continue the cleaning procedures using pressure washing and/or mechanical methods until a uniform and sound profile is obtained. All contractors shall be expected to have and make available extension equipment on an as needed basis in order to properly clean deeper basins. Actual operation of equipment may need to be witnessed/verified by the inspector upon and prior to awarding a purchase order for this requirement.
- B. The Removal and Disposal of all material from the Wet Wells is the responsibility of the Contractor. The cost for this shall be included in the bid price. No dumping or stock piling of these materials will be allowed at any of the lift stations.
- C. The Contractor is fully responsible for compliance with all Federal, State, and local laws, including but not limited to the OSHA Confined Space Entry regulations.
- D. Existing liner, control floats and/or pressure transmitters located in each wet well must be protected from damage by the Contractor during his/her operations. Any damage done to the liner, floats and/or pressure transmitters must be immediately

repaired by the Contractor at his/her expense.

- E. Some of the wet wells are configured to allow for direct vertical access; some will require flexible suction lines and/or bends. The Contractor must remove and replace grating in the wet wells to allow for complete and total access to all areas of the wet wells for the removal of grease, grit, and other material. No additional compensation will be allowed for special piping, rigging, etc. required to complete the work.
- F. See plans for the approximate dimensions of each wet well.
- G. Each lift pump station is considered to be a locked, secure facility. Access will need to be arranged through the Wastewater Superintendent accordingly.
- H. The Contractor, at his/her sole risk, may store his/her equipment at the lift stations during the project. Insurance for said equipment will be the responsibility of the contractor/equipment owner.

PART 2 PRODUCTS (NOT USED)

PART 3 EXECUTION (NOT USED)

END OF SECTION

DIVISION 16 ELECTRICAL

SECTION 16050 ELECTRICAL - GENERAL PROVISIONS

PART 1 GENERAL

1.01 SCOPE OF WORK

- A. Furnish all labor, materials, devices, equipment, appurtenances, and incidentals required for a complete electrical system as hereinafter specified and/or shown on the Contract Drawings. This work may necessarily include interfacing with and/or completely installing devices and/or equipment furnished under other sections of these Specifications.
- B. It is the intent of these Specifications that the electrical system be suitable in every way for the service required. All materials and all work/labor which may be reasonably implied as being incidental to the requirements of this Section shall be furnished at no additional cost to the County.
- C. All power interruptions to existing equipment shall be at the County's convenience. Each interruption shall have prior approval. Request(s) for power interruption(s) shall be made at least forty-eight (48) hours in advance.
- D. The work shall include complete testing of all electrical components, including wiring.
- E. All workmanship shall be of the highest quality. Substandard work will be rejected and it shall be replaced entirely at the Contractor's expense with no cost to the County.
- F. It shall be the responsibility of each bidder or his authorized representative to physically visit the job site in order that he may be personally acquainted with the area(s), buildings and/or structures intended for use in the installation/construction under this Specification. The submittal of a proposal/bid by a bidder shall be considered evidence that he has complied with this requirement and accepts all responsibility for a complete knowledge of all factors governing his work. Therefore, failure to comply with this requirement of the Specifications will NOT be grounds for the successful bidder (Contractor) to request approval of change orders and/or additional monetary compensation.

1.02 TEMPORARY ELECTRICAL SERVICE

- A. The Contractor shall make the requisite arrangements for securing temporary electrical power for his use in accordance with Section 01510 of these Specifications.

1.03 CODES, INSPECTIONS AND FEES

- A. All materials and installations shall be in accordance with the National Electrical Code (latest edition) and the latest editions of all applicable national, state, county and local codes.
- B. To the extent that any item is routinely tested and rated by the Underwriter's Laboratories, Inc., that item shall bear the U.L. label. Additionally, all items shall be manufactured to the applicable NEMA standards.
- C. The Contractor shall make the necessary arrangements for obtaining all requisite permits and inspections and pay any applicable fees.

1.04 TESTS

- A. The Contractor shall test all items individually and as a system for proper operation.
- B. The Contractor shall, at his expense, make all the requisite repairs, adjustments and/or alterations to correct any shortcomings found as a result of the tests performed under Item 1.04.A above.
- C. A representative of the County shall be present during all testing. The County shall be notified at least two (2) days prior to any testing.

1.05 SLEEVES AND FORMS FOR OPENINGS

- A. Provide and place all sleeves for conduits penetrating floors, walls, partitions, etc. Locate all necessary slots for electrical work and form before concrete is poured.

1.06 CUTTING AND PATCHING

- A. All cutting and patching shall be done in a thoroughly workmanlike manner - i.e., care shall be taken when cutting not to damage or mar surrounding areas, and when patching to match the original finish as closely as possible while providing a watertight seal. Refer to Item 1.01.E above.

1.07 INTERPRETATION OF DRAWINGS

- A. The layouts and arrangements as shown on the Contract Drawings are indicative of the physical arrangements desired; however, they are not intended to restrict the Contractor's freedom to accommodate the exact conditions as found in the field. Any deviations from the arrangements shown must be approved by the County prior to the final placement of the item(s) in question.
- B. The Contract Drawings are not intended to show exact locations of conduit runs.
- C. Circuit and conduit layouts shown are not intended to indicate the exact installation details. The Contractor shall furnish and install all requisite items, including all fittings, junction boxes, etc., to insure that the electrical system operates in conformance with the Specifications and the specific requirements of an individual piece of equipment.
- D. Where circuits are shown as "home-runs", all necessary fittings and boxes shall be provided for a complete conduit installation.
- E. All three-phase circuits shall be run in separate conduits unless otherwise shown on the Contract Drawings.
- F. Surface mounted items such as panelboards, junction boxes, conduit, etc., shall be supported by spacers to provide a clearance between the equipment and the mounting surface.
- G. The County shall make the final decision in determining the exact location(s) and mounting height(s) of any item(s) or piece(s) of equipment in question.
- H. All connections to equipment shall be made in accordance with the approved shop and manufacturer's drawings, regardless of the number of conductors shown on the Contract

Bid Drawings.

- I. The Contractor shall coordinate the work of the different trades in order to prevent interferences between conduit(s), piping and other non-electrical equipment. In case any interference develops, an authorized representative of the County shall decide which equipment, conduit(s) or piping must be relocated, regardless of which was installed first. Any such interferences shall be remedied solely at the Contractor's expense without any additional cost to the County.

1.08 EQUIPMENT SIZING AND HANDLING

- A. The Contractor shall thoroughly check all entryways, doors, hallways, stairways, buildings and structures through which equipment must be transported to reach its final location.
- B. If necessary for safe passage of the equipment, the manufacturer shall be required to ship his material in sections sized to pass through the restricted areas. This requirement holds even if such equipment sizing differs from the manufacturer's standard shipping section.
- C. To the extent possible, the equipment shall be kept upright at all times. If equipment has to be tilted for ease of passage through restricted areas, the manufacturer shall provide specific handling instructions as well as any requisite bracing in order to assure both the functional integrity of the equipment and the validity of the equipment warranty.

1.09 SUBMITTALS

- A. As specified under Section 01340 of these Specifications, the Contractor shall submit shop drawings and/or manufacturer's cut sheets for approval of all materials, equipment, devices, apparatus, and other items as required by the County.
 1. Prior to submittal by the Contractor, all shop drawings shall be checked for accuracy and Contract requirements. Shop drawings shall bear the date checked and shall be accompanied by a statement that the shop drawings have been examined for conformity to the Specifications and Contract Drawings. This statement shall also list all discrepancies with the Specifications and Contract Drawings. Shop drawings not so checked and noted shall be returned unchecked by the County.
 2. The County's check shall be only for conformance with the design concept of the Project and compliance with the Specifications and Contract Drawings. The responsibility for, or the necessity of, furnishing materials and workmanship required by the Specifications and Contract Drawings which may not be indicated on the shop drawings is included under the work of this Section.
 3. No material shall be ordered, no equipment manufacturing shall be started, nor shall any shop work/fabrication commence until the County has approved the shop drawings. Any deviation from this requirement of the Specifications shall be entirely at the risk and expense of the Contractor without any additional cost to the County.
- B. Record Drawings: As the work progresses, the Contractor shall legibly record all field changes on a set of Contract Drawings. When the project is completed, the Contractor shall furnish the County with a complete set of reproducible "as-built" drawings.

1.10 MANUFACTURER'S SERVICES

- A. The Contractor shall arrange for an authorized manufacturer's representative who shall be an experienced field service engineer to be present for the inspection, installation, testing, calibration, adjusting and start-up of any item(s) or piece(s) of equipment as deemed necessary by the County.
- B. In addition to the duties of Item 1.11.A above, the manufacturer's representative shall also instruct the County's personnel in the proper operation and maintenance of the item(s) in question.

1.11 MATERIALS

- A. All materials used shall be new, unused and as hereinafter specified. Where not specifically called out, all materials shall be of the very best quality of their respective kinds. Unless specifically otherwise approved in writing by the County, only material manufactured in the United States shall be used!
- B. Where applicable, all materials and equipment shall conform with the requirements of Item 1.03.B above.
- C. Electrical equipment shall at all times during construction be adequately protected against both mechanical injury and damage by water. Electrical equipment shall be stored indoors in dry shelters. Any damaged equipment shall be replaced by the Contractor at his own expense.
- D. All items shall be manufactured from the materials specified - substitute materials will NOT be acceptable.
- E. Only the specified manufacturer's equipment shall be used unless an "or approved equal" is noted. The County shall be the sole determiner of what constitutes an "approved equal".

1.12 GUARANTEES AND WARRANTIES

- A. All items furnished under the Electrical Specifications shall be guaranteed and/or warranted, in writing, against defects in materials, construction and workmanship as specified under Section 01740 of these Specifications.

END OF SECTION

SECTION 16110 CONDUITS AND FITTINGS

PART 1 GENERAL

1.01 SCOPE OF WORK

Furnish and install the conduits, fittings, devices and appurtenances as hereinafter specified and/or as shown on the Contract Drawings.

1.02 SUBMITTALS

The requirements of Section 01340 and Section 16050 shall be met.

1.03 APPLICATIONS

- A. Except where otherwise shown on the Contract Drawings, or hereinafter specified, all wiring shall be run in rigid conduits.
- B. PVC Sch 80 or rigid aluminum conduits shall be used at all locations aboveground and within structures and buildings, except where otherwise shown on the Contract Drawings.
- C. PVC Sch 80 or rigid aluminum conduits shall be used at all locations for shielded instrumentation and shielded control wiring, except where otherwise shown on the Contract Drawings.
- D. Schedule 80 PVC conduits shall be used for all underground, under-slab and in-slab applications except where otherwise shown on the Contract Drawings.
- E. Schedule 80 PVC conduits shall be used in highly corrosive areas such as chlorine storage areas, digesters, fluoride storage and handling areas, etc.
- F. All conduits of a given type shall be the product of one manufacturer.
- G. Except where otherwise shown on the Contract Drawings, or hereinafter specified, all boxes shall be metal.
- H. Flush mounted switch, receptacle and control station boxes shall be pressed steel.
- I. Surface mounted switch, receptacle and control station boxes shall be cast or malleable iron.
- J. Devices designated as NEMA Type 4 shall be 316 stainless steel, gasketed.
- K. Devices designated as NEMA Type 4X shall be fiberglass, gasketed, except as otherwise shown on the Contract Documents.
- L. Combination expansion-deflection fittings shall be used where conduits cross structural expansion joints.

PART 2 PRODUCTS

2.01 MATERIALS

- A. Rigid Conduit

1. Rigid aluminum conduit shall be or approved equal.
 2. Rigid PVC conduit shall be Carlon Plus 80 rigid PVC non-metallic conduit (extra heavy wall EPC-80) as manufactured by Carlon, or approved equal.
- B. Liquidtight, Flexible Conduit
1. Liquidtight, flexible metal conduits shall be Sealtite, Type UA, as manufactured by Anaconda, American Flexible Conduit Co., Inc., or approved equal.
 2. Liquidtight, flexible non-metallic conduits shall be Carflex Liquidtight Flexible Non-Metallic Conduit as manufactured by Carlon, or approved equal.
- C. Rigid Conduit Fittings
1. Rigid Aluminum Conduit Fittings:
 - a. Aluminum elbows, bends, sweeps, nipples, couplings, etc., approved equal.
 2. Rigid Non-Metallic Conduit Fittings: PVC elbows, bends, sweeps, nipples, couplings, device boxes, etc., shall be Plus 80 fittings as manufactured by Carlon, or approved equal.
- D. Flexible Conduit Fittings
1. Flexible Metal Conduit Fittings: Fittings used with flexible metal conduit shall be of the screw-in type as manufactured by Thomas and Betts Company, or approved equal.
 2. Flexible Non-Metallic Conduit Fittings: Fittings used with flexible non-metallic conduit shall be Carflex Liquidtight Non-metallic Fittings as manufactured by Carlon, or approved equal.
- E. Flexible Couplings: Flexible couplings shall be as manufactured by Crouse-Hinds, Appleton Electric Company, or approved equal.
- F. Wall Seals: Conduit wall seals shall be type "WSK" as manufactured by the O.Z. Electrical Manufacturing Company, or approved equal.
- G. Expansion Fittings: Combination expansion-deflection fittings shall be type "XD" as manufactured by Crouse-Hinds, or approved equal.
- H. Boxes
1. Device Boxes
 - a. Flush mounted wall device boxes shall be galvanized pressed steel as manufactured by the Raco Manufacturing Company, or approved equal.
 - b. Surfaced mounted wall device boxes shall be cast or malleable iron as manufactured by Crouse-Hinds, Appleton Electric Company, or approved equal.
 - c. Flush mounted in-floor device boxes shall be cast metal, shall be watertight, shall have adjustable cover frames, and shall be as manufactured by Russell & Stoll Company, Steel City Electric, or approved equal.
 2. Other Boxes
 - a. Terminal boxes, junction boxes, pull boxes, etc., except as otherwise specified and/or shown on the Contract Drawings, shall be PVC or 316 S.S.
 - b. The boxes shall have continuously welded seams and shall be ground smooth.
 - c. The box bodies shall be flanged, shall be not less than 14-gauge metal, and

- d. shall not have holes or knockouts.
The box covers shall be not less than 12-gauge metal, shall be gasketed, and shall be fastened to the box bodies with stainless steel screws.
- I. Conduit Mounting Devices: Hangers, rods, channel, backplates, clips, straps, beam clamps, etc., shall be 316 stainless steel as manufactured by Unistrut Corp., or approved equal.
- J. Fixture Support System
 - 1. The fixture support system shall be the channel type and shall be furnished complete with all requisite mounting hardware and appurtenances.
 - 2. The channel, mounting hardware and related appurtenances shall be 316 stainless steel.
 - 3. The fixture support system shall be as manufactured by the Unistrut Corp., or approved equal.

PART 3 EXECUTION

3.01 INSTALLATION

- A. No conduit smaller than 3/4-inch electrical trade size shall be used nor shall either 1-1/4-inch conduit or 3-1/2-inch conduit be used. Minimum size underground, under slab or in-slab shall be 1-inch.
- B. No wires shall be pulled until the individual conduit runs are complete in all details. Additionally, each conduit shall be cleaned and reamed and certified clear of all burrs and obstructions before any wire is pulled.
- C. The ends of all conduits shall be tightly capped to exclude dust and moisture during construction.
- D. Conduits shall be supported at intervals of 8-feet or less, as required to obtain a rigid installation.
- EF. Exposed conduits shall be run parallel with and/or perpendicular to the surrounding surface(s). No diagonal runs will be allowed.
- F. Single conduits shall be supported by one-hole pipe clamps in combination with one-screw backplates to provide space between the conduits and the mounting surface.
- G. Multiple horizontal runs of conduits shall be supported by trapeze type hangers (channel) suspended by threaded rod, 3/8-inch minimum diameter.
- HI. Multiple vertical runs of conduits shall be supported by structurally mounted channel in combination with conduit clamps.
- I. Conduit support devices shall be attached to structural steel by welding or beam or channel clamps as indicated on the Contract Drawings.
- J. Conduit support devices shall be attached to concrete surfaces by "spot type" concrete inserts.
- K. Conduits terminating in pressed steel boxes shall have double locknuts and insulated bushings.

- L. Conduits terminating in gasketed enclosures shall be terminated with conduit hubs.
- M. Conduit wall seals, waterproof type, shall be used at all locations where conduits penetrate walls.
- N. Liquidtight, flexible conduit - metal or non-metallic as shown on the Contract Drawings - shall be used for all motor terminations and for all connections/terminations where vibration is anticipated.
- O. Flexible couplings shall be used in hazardous locations for all motor terminations and for all connections/terminations where vibration is anticipated.
- P. Conduit stubouts for future construction shall be capped at both ends with threaded PVC conduit caps.
- Q. The cement used for PVC conduit installations shall be as manufactured by Carlon, or approved equal.
- R. Rigid aluminum conduits entering manholes and/or below grade pull boxes shall be terminated with grounding type bushings which shall be connected to a 5/8-inch by 10-foot long driven ground rod with No. 6 AWG bare copper wire.
- S. Rigid aluminum conduit shall be used for all risers. The underground portion of the riser and a 12-inch section of the riser immediately above the ground or slab/floor level shall be painted with a bitumastic coating.
- T. The use of electrical metallic tubing shall be restricted to low voltage applications (600V or less) in non-process areas where specifically approved by the County on a "per installation" basis - e.g., above suspended ceilings in office areas.

3.02

GUARANTEES AND WARRANTIES

The Contractor shall guarantee and warrant all materials and labor provided under this Section in accordance with Section 01740 and Section 16050 of these Specifications.

END OF SECTION

SECTION 16120 WIRES AND CABLES

PART 1 GENERAL

1.01 SCOPE OF WORK

- A. Furnish and install all wires, cables and appurtenances as described hereinafter and/or as shown on the Contract Drawings.

1.02 SUBMITTALS

- A. The requirements of Section 01340 and Section 16050 shall be met.
- B. Samples of the actual wires and cables proposed for use shall be submitted for approval. There shall be a sample for each size and type of wire and cable proposed for use. The samples shall be of sufficient length to show the maximum rated voltage, insulation type and class, conductor size, the manufacturer's name, trademark or identifying logo, and the U.L. listing number.
- C. The wires and cables as approved for use shall be compared with the wires and cables actually installed. If any unapproved wires and cables are installed, they shall be removed and replaced solely at the Contractor's expense with no additional cost to the County.

1.03 APPLICATIONS

- A. The wire for lighting and receptacle circuits shall be type THHN/THWN, stranded.
- B. The wire for all power circuits and motor leads shall be type THHN/THWN, stranded.
- C. Single conductor wires for control, indication and metering shall be type THHN/THWN, No. 14 AWG, stranded.
- D. Multiconductor control cable shall be No. 14 AWG, stranded.
- E. The wire for process instrumentation shall be No. 16 AWG, stranded.

1.04 MINIMUM SIZES

- A. Except for control and signal leads, no conductor smaller than No. 12 AWG shall be used.

PART 2 PRODUCTS

2.01 MATERIALS

- A. Wire and cables shall be made of annealed, 98% conductivity, soft drawn copper conductors.
- B. All conductors shall be stranded except that the uninsulated copper grounding conductors shall be solid.

2.02 600 VOLT WIRE AND CABLE

- A. Type THHN/THWN insulation shall be used for all 600 Volt wires and cables. The insulation shall be a flame-retardant, heat-resistant thermoplastic, and shall have a nylon, or equivalent,

jacket.

- B. The 600 Volt wires and cables shall be as manufactured by Anixter, Rome Cable, Southwire, or approved equal.

2.03 INSTRUMENTATION AND CONTROL WIRING

- A. Process instrumentation wiring shall be No. 16 AWG stranded twisted pair, 600 Volt, cross-linked polyethylene insulated, aluminum tape shielded, PVC jacketed. Multiconductor cables with individually twisted pairs shall be installed where shown on the Contract Drawings.
- B. Multiconductor control cables shall be No. 14 AWG, stranded, 600 Volt, cross-linked polyethylene insulated, PVC jacketed.
- C. Instrumentation and control wiring shall be as manufactured by Belden, Alpha, or approved equal.

2.04 5KV CABLES

- A. All 5KV cables shall be manufactured and tested in accordance with ICEA Publication No. 5066-524 and AEIC No. 5, latest revisions.
- B. 5KV cables shall be single conductor, stranded, shielded, cross-linked polyethylene insulated, PVC jacketed, 133% insulation level, ungrounded.
- C. 5KV cables shall be as manufactured by Anixter, or approved equal.

2.05 5KV CABLE TERMINATIONS AND SPLICES

- A. Both ends of 5KV cables shall be terminated in accordance with IEEE Standard 48, Class 1.
- B. Terminations shall be of the preformed stress cone type, shall be approved by the cable manufacturer for use with his cable, and shall be as manufactured by Anixter, or approved equal.
- C. Unless otherwise shown or indicated on the Contract Drawing, no splices may be made in the 5KV cables without the prior written approval of the County.
- D. Where splicing is permitted, the splicing methods and materials shall be approved by the cable manufacturer for use with his cable and shall be as manufactured by Anixter, or approved equal.
- E. All 5KV cable terminations and splices shall be made by a qualified and certified high/medium voltage cable splicer whose qualifications shall be submitted to the County for approval before any work is begun.

PART 3 EXECUTION

3.01 INSTALLATION

- A. Wires and cables shall be sized as shown on the Contract Drawings and/or, where applicable, sized to match existing wiring.

- B. All conductors shall be carefully handled to avoid kinks or damage to the insulation.
- C. Lubricants or pulling compounds shall be used to facilitate wire pulling. Such lubricants/compounds shall be U.L. listed for use with the insulation specified.
- D. Use pulling means - fish-tape, cable, rope, basket weave wire/cable grips, etc. - which will not damage the wire/cable insulation or the raceway.
- E. Shielded instrumentation wire shall be installed from terminal to terminal with no splicing at any intermediate point.
- F. Shielded instrumentation wire shall be installed in rigid steel conduit and pull boxes that contain only instrumentation cables. Instrumentation cables shall be separated from control cables in manholes.
- G. Shielding on instrumentation cables shall be grounded at the transmitter end only.
- H. All new wires and cables shall be continuous and without splices between points of connection to equipment terminals. However, the County will permit a splice provided that the length between the connection points exceeds the greatest standard shipping length available from the submitted manufacturer and no other manufacturer acceptable to the County is able to furnish wires or cables of the required length.
- I. All 600 volt wire and cable connections shall be made using compression type connectors. Insulated connectors shall be used for all terminations. The connections shall be made so that both the conductivity and the insulation resistance shall be not less than that of the uncut conductor.
- J. All 5KV cable connections shall be made using approved terminators.
- K. 5KV cables exposed in manholes, vaults, pull boxes, switchgear and other areas where the cables are not protected by conduits shall be fireproofed using fireproof tape and/or glass tape in accordance with the manufacturer's recommendations and instructions. Fireproofing using asbestos tape shall not be used.
- L. All wires shall be numbered at both ends and at all intermediate junction points. Screw type terminations shall be made with forked tongue (spade), self-insulated, crimp terminals. All other wire terminations shall be made on appropriate terminal strips.

3.02 TESTS

- A. Upon the completion of the pulling-in of and prior to the terminating/connecting of the 600 Volt wiring, all wires shall be individually checked and tested for continuity and short circuits, and each wire/cable shall be meggered to check insulation resistance. The test voltage shall be not less than 500 Volts. Three (3) copies of these test results shall be submitted to the County.
- B. Similarly, the 5KV cables shall also be tested, except that a 15 minute test shall also be made using a DC voltage not less than 80% of that used for the factory tests. A plot of leakage current versus voltage shall be made and three (3) copies of the test results shall be submitted to the County.
- C. An authorized representative(s) of the County shall witness all testing. The County shall be notified at least two (2) days in advance of the testing.

- D. Any faulty conditions and/or shortcomings found during the testing shall be corrected at no cost to the County. However, a retest to demonstrate compliance shall be conducted before any hook-ups or terminations are made. Any such requisite retesting shall be witnessed by an authorized representative(s) of the County.

3.03 GUARANTEES AND WARRANTIES

- A. The Contractor shall guarantee and warrant all materials and labor provided under this Section in accordance with Section 01740 and Section 16050 of these Specifications.

END OF SECTION

SECTION 16450 GROUNDING

PART 1 GENERAL

1.01 SCOPE OF WORK

- A. Furnish and install a complete grounding system in strict accordance with Article 250 of the National Electrical Code and/or as hereinafter specified and/or as shown on the Contract Drawings.

1.02 SUBMITTALS

- A. The requirements of Section 01340 and Section 16050 shall be met.
- B. Test results as indicated in 3.02 C shall be submitted.

PART 2 PRODUCTS

2.01 MATERIALS

- A. Ground Rods: The ground rods shall be solid copper or copper-clad steel having a diameter of 5/8-inch and a length of 10-feet. The ground rods shall be as manufactured by Copperweld, or approved equal.
- B. Grounding Conductors
 - 1. All grounding conductors shall be copper. Aluminum or copper-clad aluminum grounding conductors will not be allowed.
 - 2. The grounding conductors shall be sized in accordance with the latest edition of the National Electrical Code, Table 250-94 or Table 250-95, whichever is applicable to the particular grounding conductor.
- C. Ground Rod Clamps: The ground rod clamps shall be malleable iron or cast bronze fittings suitable for use with copper conductors. The ground rod clamps shall be as manufactured by Bridgeport Fittings, Inc.; ITT Blackburn, Inc.; or approved equal.
- D. Dissimilar Metals Junctions: Connections between different metals shall be sealed using NO-OXIDE paint, Grade A, or approved equal.

PART 3 EXECUTION

3.01 INSTALLATION

- A. Wherever possible, the Contractor shall connect to an existing plant, area or building grounding grid. Where no such grounding grid exists, the Contractor shall provide grounding as hereinafter specified and/or as shown on the Contract Drawings.
- B. Building grounding grid conductors shall be embedded in backfill material around the structures.
- C. All underground conductors shall be laid slack and, where exposed to mechanical injury, shall be protected by pipes or other substantial guards. If guards are iron pipe or other magnetic material, conductors shall be electrically connected to both ends of the guard.

- D. Grounding electrodes shall be driven as required. Where rock is encountered, grounding plates may be used in lieu of grounding rods.
- E. All equipment enclosures, motor and transformer frames, conduit systems, cable armor, exposed structural steel and similar items as required by Article 250 of the NEC shall be grounded.
- F. All steel building columns shall be bonded together and connected to the building ground grid.
- G. Exposed connections shall be made utilizing approved grounding clamps. Buried connections shall be Cadweld, or approved equal, welding process.
- H. The ground bus of service entrance equipment shall be connected to the plant, area or building ground grid, whichever is applicable.
- I. For reasons of mechanical strength, grounding conductors extending from the plant, area or building grounding grid or service entrance ground bus, whichever is applicable, to the ground buses of motor control centers and/or unit substations shall be No. 1/0 AWG bare copper.
- J. Lighting transformer neutrals shall be grounded to the nearest grounding electrode.
- K. Conduits stubbed-up below a motor control center shall be fitted with insulated grounding bushings and connected to the motor control center ground bus. Boxes mounted below motor control centers shall be bonded to the motor control center ground bus. The grounding wire shall be sized in accordance with Table 250-95 of the National Electrical Code, except that a minimum No. 12 AWG shall be used.
- L. Motors shall be grounded in accordance with Section 16150, Item 3.01.A of these Specifications.
- M. The Contractor shall exercise care to insure good ground continuity, in particular between conduits and equipment frames and enclosures. Where necessary, jumper wires shall be installed.

3.02 TESTS

- A. The Contractor shall test the ground resistance of the system. The Contractor shall provide all test equipment of which the County shall have approval.
- B. The dry season resistance of the system shall not exceed five (5) ohms. If a single driven rod does not produce this value, the Contractor shall drive additional rods and/or take other measures as directed by the County without any cost to the County.
- C. The Contractor shall furnish to the County three (3) copies of the test report certifying that the system is in compliance with the ohmic value requirement. The certified test report shall include, but not necessarily be limited to, the following:
 - 1. Description of the test.
 - 2. Type of test equipment used.
 - 3. Moisture content of the soil.
 - 4. Date and time of the test.
 - 5. Resistance measurement of each rod cluster.

6. Name of individual(s) performing the test.
7. Contractor's certification stamp or seal.

3.03 GUARANTEES AND WARRANTIES

- A. The Contractor shall guarantee and warrant all materials and labor provided under this Section in accordance with Section 01740 and Section 16050 of these Specifications.

END OF SECTION

S:\P\RD-Engineering\Share\U\B\Eng\Design\PROJ\N1H SHR Proj\San Svr - LS Upgrades\LS N1H (R&R - Backup Pump)\DWG\active\N1H Rehab & Pump.dwg, 1 COVER, 4/25/2017 10:45 AM Shao Shoun, 1:1, ANSI full bleed B (17.00 x 11.00 inches)



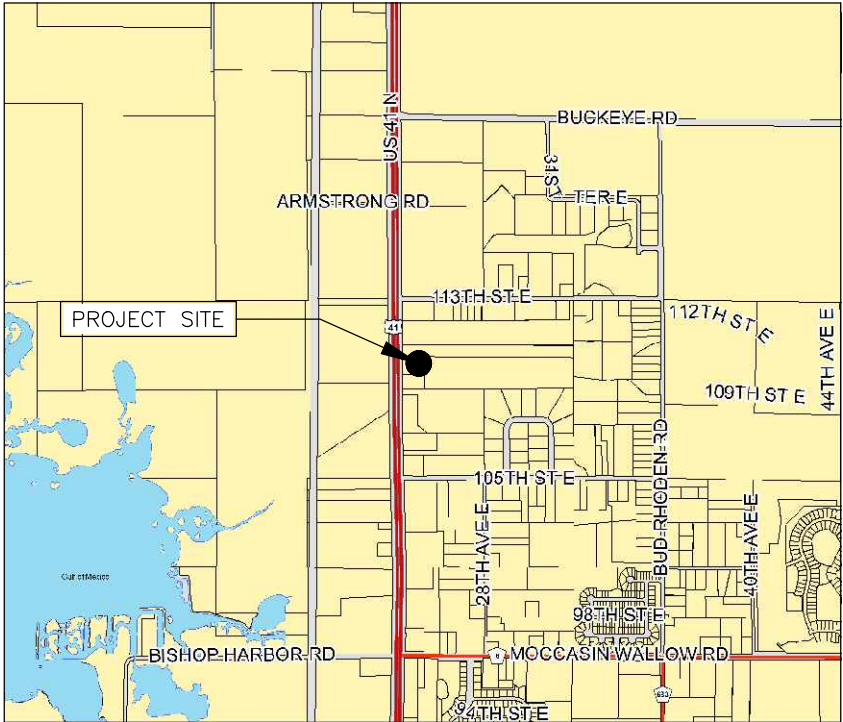
SATELLITE LIFT STATION R&R

SLS N1H REHAB & EMERGENCY BACKUP PUMP

402-5138380

APRIL 2017

100% PLANS



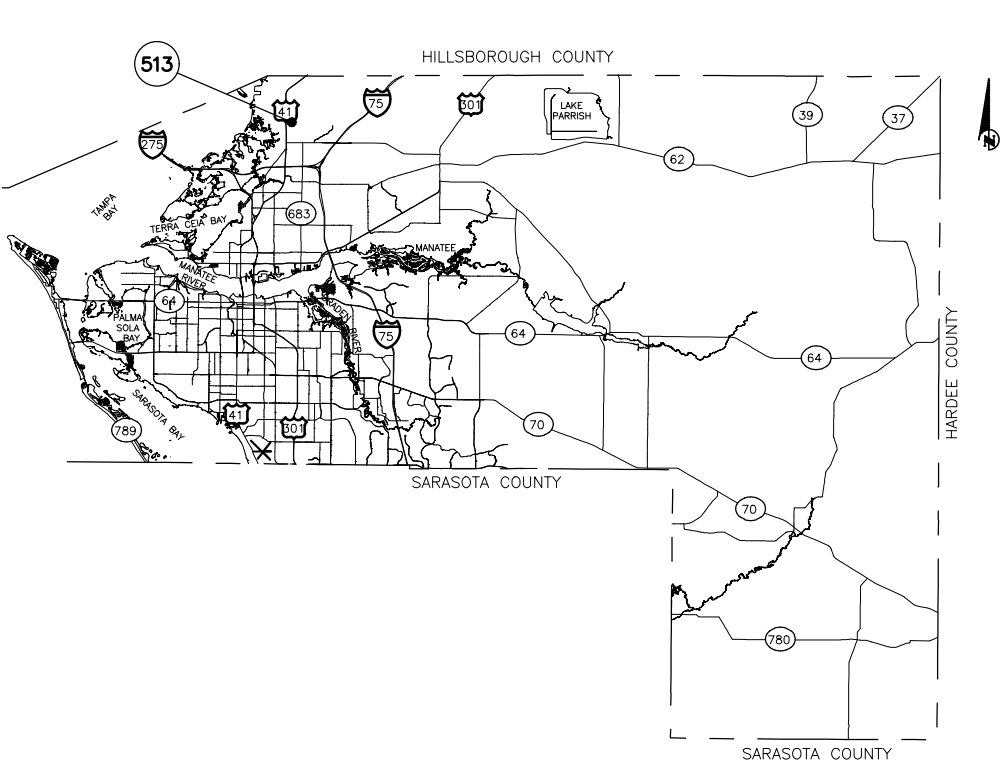
LS N1H, RTU 513, 11220 U.S. 41 NORTH, PALMETTO, FL

PER MCG LDC, 103.2.4.1: UTILITY INSTALLATIONS (EXCEPT SUBSTATIONS) ARE EXEMPT FROM THE REGULATIONS OF THE CODE.

PER FL STATUTES, 403.087.5: CONSTRUCTION PERMITS NOT REQUIRED IF INSTALLATION IS IN RESPONSE TO NPDES REQUIREMENTS.

RULE 62-604.600(2)(F) FL ADMINISTRATIVE CODE: MODIFICATIONS TO LIFT STATIONS ASSOCIATED WITH ANCILLARY AND ELECTRICAL EQUIPMENT AND STRUCTURES ARE EXEMPT FROM FDEP CONSTRUCTION PERMITS.

FL STATE STATUTES, FL 62-762, ABOVE GROUND DIESEL FUEL STORAGE TANKS EXEMPT IF UNDER 550 GALLONS.



NO.	INDEX OF SHEETS
1.	COVER SHEET
2.	GENERAL NOTES & LEGEND
3.	SITE PLAN - EXISTING CONDITIONS
4.	SITE PLAN - PROPOSED CONDITIONS
5.	REHABILITATION DETAILS
6.-8.	DETAILS
9.	EROSION CONTROL

L.S.NAME/NO.	RTU#	ADDRESS	PUMP TYPE	FIRE DISTRICT
N1H	513	11220 US 41 NORTH PALMETTO, FL	DIESEL	NORTH RIVER

LIFT STATION SITE VISITS MAY BE COORDINATED WITH NICK WAGNER (LIFT STATION SUPERINTENDENT), 941-792-8811 x5377

NO.	DATE	BY	REVISION DESCRIPTION
1.			
2.			
3.			
4.			
5.			
6.			
7.			
8.			
9.			

PROJECT #	402-5138380
SURVEY #	00-44134
SEC./TWN./RGE	18/33/18
SCALE	SEE PLAN
BY	DATE
SURVEYED	4/2/16
DESIGNED	4/2/16
DRAWN	4/2/16
CHECKED	5/9/17
J. SHEN SHOUN, P.E.	
FLORIDA P.E. # 69923	
STATE OF FLORIDA	
4/25/17	
PROFESSIONAL ENGINEER	
11/16/17	
OF 10	



GENERAL

1. ALL CONSTRUCTION ACTIVITIES SHALL BE COORDINATED WITH THE PROJECT MANAGEMENT DIVISION. THE PROJECT MANAGER IS: SHERRI ROBINSON AND CAN BE REACHED AT (941) 708-7450 EXT. 7334
2. SITE VISITS ARE MANDATORY FOR ALL BIDDERS.
3. ALL CONSTRUCTION ON THIS PROJECT SHALL BE IN ACCORDANCE WITH THE LATEST EDITION OF MANATEE COUNTY UTILITY AND TRANSPORTATION STANDARDS AND/OR FDOT "STANDARD SPECIFICATIONS FOR ROAD AND BRIDGE CONSTRUCTION" UNLESS OTHERWISE INDICATED ON THE PLANS.
4. THE CONTRACTOR SHALL BE RESPONSIBLE FOR MEETING ALL CONDITIONS AND REQUIREMENTS OF ALL PERMITS AND ALL GOVERNING FEDERAL, STATE, AND LOCAL AGENCIES. THE CONTRACTOR SHALL OBTAIN AND PAY FOR ALL REQUIRED PERMITS THAT ARE NOT PROVIDED IN THE BID DOCUMENTS, AT NO ADDITIONAL COST TO THE OWNER.
5. THE INFORMATION PROVIDED IN THESE PLANS IS SOLELY TO ASSIST THE CONTRACTOR IN ASSESSING THE NATURE AND EXTENT OF THE CONDITIONS WHICH MAY BE ENCOUNTERED DURING THE COURSE OF WORK. ALL CONTRACTORS ARE DIRECTLY RESPONSIBLE TO CONDUCT WHATEVER INVESTIGATION THEY MAY DEEM NECESSARY TO ARRIVE AT THEIR OWN CONCLUSIONS REGARDING THE ACTUAL CONDITIONS THAT WILL BE ENCOUNTERED, AND UPON WHICH THEIR BIDS WILL BE BASED.
6. THE CONTRACTOR SHALL REVIEW AND VERIFY ALL DIMENSIONS ON THE PLANS AND REVIEW ALL FIELD CONDITIONS THAT MAY AFFECT CONSTRUCTION. SHOULD DISCREPANCIES OCCUR, THE CONTRACTOR SHALL NOTIFY THE ENGINEER TO OBTAIN THE ENGINEER'S CLARIFICATION BEFORE COMMENCING WITH CONSTRUCTION.
7. AT LEAST 48 HOURS PRIOR TO ANY EXCAVATION, THE CONTRACTOR SHALL CONTACT SUNSHINE STATE ONE CALL OF FLORIDA AT 1-800-432-4770 OR THE NATIONAL 811 ONE CALL NUMBER WHEN APPLICABLE FOR UTILITY LOCATIONS. THE CONTRACTOR SHALL BE RESPONSIBLE FOR COORDINATING WITH ALL UTILITIES FOR THE POSSIBLE RELOCATION OR THE TEMPORARY MOVEMENT OF ANY EXISTING UTILITIES WITHIN THE RIGHTS-OF-WAY.
8. NO WORK, EXCEPT FOR EMERGENCY TYPE, SHALL BE PERFORMED AFTER 7:00 PM AND BEFORE 7:00 AM. FOR ADDITIONAL PROJECT RESTRAINTS, REFER TO SECTION 01310 OF THE SPECIFICATIONS.

SAFETY

9. THE CONTRACTOR SHALL BE RESPONSIBLE FOR COMPLIANCE WITH THE FLORIDA TRENCH SAFETY ACT, 90-96, LAWS OF FLORIDA EFFECTIVE OCTOBER 1, 1990 AND THE OCCUPATIONAL SAFETY AND HEALTH ADMINISTRATION EXCAVATION SAFETY STANDARDS, 29 CFR 1926.650, SUBPART P, AS AMENDED. THE CONTRACTOR SHALL INCLUDE IN THE TOTAL BID PRICE ALL COSTS FOR COMPLIANCE WITH THESE REGULATIONS.
10. THE CONTRACTOR SHALL USE SHEET PILING, SHEETING, BRACING, ETC., AS REQUIRED IN ALL EXCAVATION AREAS AND CONFORM TO ALL OSHA REQUIREMENTS.
11. THE CONTRACTOR SHALL USE ALL NECESSARY SAFETY PRECAUTIONS TO AVOID CONTACT WITH OVERHEAD AND UNDERGROUND UTILITIES, POWER LINES, ETC.
12. THESE DRAWINGS DO NOT INCLUDE NECESSARY COMPONENTS FOR CONSTRUCTION SAFETY. THIS EXCLUSION DOES NOT ALLEVIATE THE CONTRACTOR FOR PROVIDING A CONTINUOUS SAFE WORKSPACE.

ENVIRONMENTAL

3. CONTRACTOR IS RESPONSIBLE FOR INSTALLATION ALL SEDIMENT AND EROSION CONTROL (SEC) DEVICES (E.G., BARRIERS, SEDIMENT TRAPS/BASINS, VEGETATIVE BUFFERS, ETC.) AS SPECIFIED IN THE FINAL APPROVED PLANS FOR THE PROJECT. CONTRACTOR SHALL BE RESPONSIBLE FOR MAINTAINING ALL SEC DEVICES UTILIZED DURING THE PROJECT, AS WELL AS INSTALLATION & MAINTENANCE OF ANY ADDITIONAL MEASURES DEEMED NECESSARY DURING PROJECT IMPLEMENTATION, TO PREVENT EROSION AND OFF-SITE SEDIMENT MIGRATION. CONTRACTOR SHALL ALSO BE RESPONSIBLE FOR REMOVAL AND PROPER DISPOSAL OF ALL SEC DEVICES UPON CONCLUSION OF THE PROJECT, AND UPON ADEQUATE STABILIZATION OF DISTURBED SOILS.
14. THE CONTRACTOR SHALL PROVIDE AND INSTALL ALL NECESSARY STORM WATER, EROSION, AND SEDIMENTATION CONTROL MEASURES IN ACCORDANCE WITH THE FDEP "FLORIDA STORM WATER, EROSION AND SEDIMENTATION CONTROL INSPECTOR'S MANUAL". IT IS THE RESPONSIBILITY OF THE CONTRACTOR TO CONTROL AND PREVENT EROSION AND TRANSPORT OF SEDIMENT TO SURFACE DRAINS AND TO DITCHES DURING CONSTRUCTION.
15. STOCKPILES SHALL BE PROTECTED AT ALL TIMES BY ON-SITE DRAINAGE CONTROLS WHICH PREVENT EROSION OF THE STOCKPILED MATERIAL. CONTROL OF DUST FROM SUCH STOCKPILES IS REQUIRED, DEPENDING UPON THEIR LOCATION AND THE EXPECTED LENGTH OF TIME THE STOCKPILES WILL BE PRESENT. IN NO CASE SHALL ANY STOCKPILED MATERIAL REMAIN AFTER THIRTY (30) CALENDAR DAYS.
16. STORM WATER INLETS IN THE VICINITY OF THE PROJECT SHALL BE PROTECTED BY SEDIMENT TRAPS SUCH AS SECURED HAY BALES, SOD, STONE, ETC., WHICH SHALL BE MAINTAINED AND MODIFIED AS REQUIRED BY CONSTRUCTION PROGRESS, AND WHICH MUST BE APPROVED BY THE ENGINEER BEFORE INSTALLATION. THIS WILL BE MAINTAINED TO PREVENT DEGRADATION OF THE WATERS OF THE COUNTY AND STATE.
17. SEDIMENT BASINS AND TRAPS, PERIMETER BERMS, SEDIMENT BARRIERS, VEGETATIVE BUFFERS, AND OTHER MEASURES INTENDED TO TRAP SEDIMENT AND/OR PREVENT THE TRANSPORT OF SEDIMENT ONTO ADJACENT PROPERTIES, OR INTO EXISTING BODIES OF WATER, MUST BE INSTALLED, CONSTRUCTED, OR IN THE CASE OF VEGETATIVE BUFFERS, PROTECTED FROM DISTURBANCE, AS A FIRST STEP IN THE LAND ALTERATION PROCESS. SUCH SYSTEMS SHALL BE FULLY OPERATIVE BEFORE ANY OTHER DISTURBANCE OF THE SITE BEGINS. EARTHEN STRUCTURES INCLUDING BUT NOT LIMITED TO BERMS, EARTH FILTERS, DAMS OR DIKES SHALL BE STABILIZED AND PROTECTED FROM DRAINAGE DAMAGE OR EROSION WITHIN ONE (1) WEEK OF INSTALLATION.
18. ALL SWALES, DITCHES, AND CHANNELS LEADING FROM THE SITE SHALL BE PROTECTED FROM SILTATION AND EROSION DURING CONSTRUCTION AND BE SODDED WITHIN THREE (3) DAYS OF EXCAVATION.
19. SOIL DISPLACED BY CONSTRUCTION WILL BE REMOVED. EROSION CONTROL SHALL BE IMPLEMENTED IN AREAS WHICH ARE CONSIDERED ENVIRONMENTALLY SENSITIVE. EROSION CONTROL SYSTEMS SHALL BE REQUIRED FOR ALL WORK WITHIN JURISDICTIONAL AREAS. THESE SYSTEMS MAY INCLUDE STAKED HAY BALES, SILT SCREENS, FILTER FABRIC, AND TURBIDITY SCREENS.
20. ALL EROSION AND POLLUTION CONTROL DEVICES SHALL BE CHECKED REGULARLY, ESPECIALLY AFTER EACH RAINFALL AND SHALL BE CLEANED OUT AND/OR REPAIRED AS REQUIRED.
21. THE CONTRACTOR SHALL NOT ENTER UPON OR IN ANY WAY ALTER WETLAND AREAS THAT MAY BE ON OR NEAR THE CONSTRUCTION SITE. ALL WORK IN THE VICINITY OF OPEN WATER AND/OR WETLANDS IS TO BE PERFORMED IN COMPLIANCE WITH THE ENVIRONMENTAL REGULATIONS AND/OR PERMITS FOR THE SITE. THE CONTRACTOR WILL BE RESPONSIBLE FOR ANY FINES RESULTING FROM HIS VIOLATION OF ANY REGULATIONS OR PERMIT CONDITIONS.

RIGHT-OF-WAY

23. ALL CONSTRUCTION ACTIVITIES SHALL BE LIMITED TO WITHIN THE MANATEE COUNTY/FDOT RIGHT-OF-WAY AND/OR EASEMENTS SHOWN ON THE DRAWINGS.
24. THE CONTRACTOR SHALL EMPLOY A LAND SURVEYOR REGISTERED IN THE STATE OF FLORIDA TO REFERENCE AND RESTORE PROPERTY CORNER MONUMENTS, PINS, AND LANDMARKS THAT MAY BE DISTURBED BY CONSTRUCTION AT NO ADDITIONAL COST TO THE OWNER.
25. THE CONTRACTOR, PRIOR TO CONSTRUCTION AND RESTRICTING ANY TRAFFIC, MUST OBTAIN A RIGHTS-OF-WAY USE PERMIT AND A TRAFFIC CONTROL PLAN. THE CONTRACTOR SHALL OBTAIN ALL REQUIRED PERMITS FROM OTHER GOVERNMENTAL AGENCIES HAVING RELEVANT JURISDICTION. ALL MAINTENANCE AND PROTECTION OF TRAFFIC SHALL BE IN ACCORDANCE WITH THE APPLICABLE REQUIREMENTS OF THE CURRENT FLORIDA DEPARTMENT OF TRANSPORTATION "MANUAL OF TRAFFIC CONTROL AND SAFE PRACTICES". A TRAFFIC CONTROL PLAN SHALL BE SUPPLIED BY THE CONTRACTOR AT THE PRE-CONSTRUCTION MEETING.
26. THE CONTRACTOR SHALL BE RESPONSIBLE FOR REPLACING ALL DAMAGED STORM WATER STRUCTURES, PIPING, ENTRANCE PIPE AND HEADWALLS WHETHER SHOWN ON THE PLANS OR NOT. THE HEADWALLS SHALL BE REPLACED IN ACCORDANCE WITH F.D.O.T. STANDARDS.
27. IT IS THE RESPONSIBILITY OF THE CONTRACTOR TO ESTABLISH IN THE FIELD THE RIGHT-OF-WAY LINES, BASE LINES, BENCH MARKS (ELEV.), CENTER LINES, AND STATIONING AS REQUIRED TO CONSTRUCT THIS PROJECT.
28. THE CONTRACTOR SHALL COORDINATE THE CUTTING OF DRIVEWAYS WITH THE PROPERTY OWNER PRIOR TO CUT. ALL DRIVEWAYS WILL BE IN PASSABLE CONDITION AT THE END OF THE WORK DAY AND FULLY RESTORED PER SECTION 02575.

29. A RIGHT OF ENTRY AGREEMENT SHALL BE OBTAINED BY THE PROJECT MANAGER FROM THE PROPERTY OWNER BEFORE ANY DRIVEWAY CONSTRUCTION WORK IS DONE OUTSIDE OF THE RIGHT-OF-WAY OR EASEMENT.

UTILITIES

30. LOCATIONS, ELEVATIONS AND DIMENSIONS OF EXISTING UTILITIES, STRUCTURES AND OTHER FEATURES ARE SHOWN TO THE BEST INFORMATION AVAILABLE AT THE TIME OF PREPARATION OF THESE PLANS BUT DO NOT PURPORT TO BE ABSOLUTELY CORRECT. THERE MAY BE OTHER IMPROVEMENTS, UTILITIES, ETC. WHICH ARE WITHIN THE PROJECT AREA AND WHICH HAVE NOT BEEN LOCATED OR IDENTIFIED, MAY NOT BE IN THE EXACT LOCATION SHOWN OR RELOCATED SINCE THE PREPARATION OF THESE PLANS. THE CONTRACTOR SHALL VERIFY, PRIOR TO CONSTRUCTION, THE LOCATIONS, ELEVATIONS AND DIMENSIONS OF ALL EXISTING UTILITIES STRUCTURES AND OTHER FEATURES (WHETHER OR NOT SHOWN ON THE PLANS) THAT MAY AFFECT HIS WORK. ALL EXISTING UTILITIES TO BE EXTENDED, CROSSED OR CONNECTION POINTS SHALL BE EXPOSED PRIOR TO CONSTRUCTION TO VERIFY LOCATION AND ELEVATION. ANY DISCREPANCIES OR CONFLICTS FOUND SHALL BE BROUGHT TO THE ENGINEER'S ATTENTION FOR RESOLUTION.
31. THE CONTRACTOR SHALL PROTECT ALL EXISTING STRUCTURES, WATER AND SEWER LINES, STORM DRAINS, UTILITIES, DRIVEWAYS, SIDEWALKS, SIGNS, MAIL BOXES, FENCES, TREES, LANDSCAPING, AND ANY OTHER IMPROVEMENT OR FACILITY IN THE CONSTRUCTION AREA. THE CONTRACTOR SHALL REPAIR AND/OR REPLACE ANY DAMAGED ITEM DUE TO HIS CONSTRUCTION ACTIVITIES TO EQUAL OR BETTER THAN PRE-CONSTRUCTION CONDITIONS AT NO ADDITIONAL COST TO THE OWNER.
32. THE CONTRACTOR SHALL USE APPROPRIATE TECHNIQUES, AS APPROVED, RECOMMENDED OR OFFERED BY FLORIDA POWER AND LIGHT TO PREVENT UNDERMINING OF POWER POLES DURING CONSTRUCTION. IF HOLDING OF POWER POLES IS RECOMMENDED OR REQUIRED BY THE UTILITY, THE CONTRACTOR SHALL COORDINATE THIS ACTIVITY WITH THE UTILITY AND BEAR ALL RELATED COSTS.
33. ANY TEMPORARY SHUTDOWNS FOR MODIFICATIONS OF EXISTING UTILITY SYSTEMS THAT MUST REMAIN IN SERVICE DURING CONSTRUCTIONS SHALL BE KEPT TO A MINIMUM AND SHALL BE COORDINATED WITH AND APPROVED BY THE MANATEE COUNTY UTILITY OPERATIONS DEPARTMENT IN ACCORDANCE WITH THE CONTRACT DOCUMENTS. IT IS NOTED THAT TEMPORARY SHUTDOWNS MAY BE RESTRICTED TO CERTAIN HOURS AT ANY TIME OF THE DAY OR NIGHT AND WILL BE COMPLETED AT NO ADDITIONAL COST TO THE OWNER.
34. FOR WORK BEING DONE ON EXISTING SANITARY SEWER LINES, THE CONTRACTOR SHALL BE RESPONSIBLE FOR MAINTAINING THE FLOW OF ALL SEWAGE DURING CONSTRUCTION, WHICH MAY REQUIRE BY-PASS PUMPING AND/OR PUMPER TRUCKS. THE CONTRACTOR SHALL SUBMIT A DETAILED BY-PASS PUMPING PLAN PER SECTION 02720.
- RESTORATION**
35. ALL RESTORATION WORK PERFORMED THROUGHOUT THE PROJECT SHALL CONFORM TO EXISTING LINES AND GRADES UNLESS SHOWN OTHERWISE.
36. ALL DISTURBED GRASSED AREAS SHALL BE SODDED OR SEEDED UNLESS OTHERWISE INDICATED. THE TYPE OF SOD USED TO REPLACE OWNER MAINTAINED AREAS IN RIGHT-OF-WAY SHALL BE COORDINATED WITH THE PROPERTY OWNER.
37. ALL CONCRETE THRUST BLOCKS INSTALLED FOR TESTING PURPOSES AND NOT REQUIRED FOR THE OPERATION OF THE PIPELINE SHALL BE REMOVED AND DISPOSED OF BY THE CONTRACTOR, PRIOR TO FINAL ACCEPTANCE, AT NO ADDITIONAL COST TO THE OWNER.
38. ASPHALT DRIVES THAT ARE CUT SHALL BE RESTORED PER SECTION 02513.

39. CONCRETE

- OF THE F.D.O.T. DESIGN STANDARDS.
40. WHENEVER A PERMANENT ROADWAY SURFACE IS NOT PLACED IMMEDIATELY AFTER BACKFILLING AND COMPACTION OF THE NEWLY INSTALLED PIPE LINE IN AREAS WHERE TRAFFIC MUST PASS, THE CONTRACTOR SHALL INSTALL A TEMPORARY SURFACE CONSISTING OF NINE INCHES OF COMPACTED LINE ROCK BASE AND A COAT OF ASPHALT EMULSION. PERMANENT ROADWAY REPAIR SHALL BE PERFORMED A MAXIMUM OF TWENTY-ONE CALENDAR DAYS AFTER THE INITIAL OPEN CUTTING.
41. RESTORATION OF CURBS, DRIVEWAYS, SIDEWALKS, AND PLACEMENT OF SOD SHALL BE COMPLETED WITHIN FORTY-FIVE CALENDAR DAYS OF INITIAL DISTURBANCE, OR TWENTY-ONE CALENDAR DAYS OF SUBSTANTIAL COMPLETION, WHICHEVER OCCURS FIRST.

CONSTRUCTION

42. THE EXHAUST SYSTEM OF ALL GASOLINE AND DIESEL ENGINES SHALL BE EQUIPPED WITH MUFFLERS THAT MEET THE EQUIPMENT MANUFACTURER'S REQUIREMENTS FOR NOISE SUPPRESSION. THE CONTRACTOR SHALL INSTALL NOISE ABATEMENT BAFFLES POSITIONED TO BREAK LINE-OF-SITE FROM THE NOISE SOURCE TO AFFECTED RESIDENCES, AS APPROVED BY THE ENGINEER.
43. NO MATERIAL SHALL BE STOCKPILED IN ROADWAYS. ALL DIRT AND DEBRIS SHALL BE REMOVED FROM THE JOB SITE DAILY. ROADS SHALL BE SWEEPED DAILY AS PART OF DAILY CLEAN UP.
44. THE CONTRACTOR IS TO CONTROL ALL FUGITIVE DUST ORIGINATING ON THIS PROJECT BY WATERING OR OTHER METHODS AS REQUIRED.
45. INGRESS AND EGRESS TO ALL THE PROPERTIES IN THE CONSTRUCTION AREA SHALL BE MAINTAINED AT ALL TIMES.
46. PRIOR APPROVAL WILL BE REQUIRED FOR REMOVAL OF ANY TREE WITHIN THE CONSTRUCTION AREA.
47. THE CONTRACTOR SHALL PROVIDE ALL DEWATERING EQUIPMENT NECESSARY TO KEEP ALL EXCAVATIONS DRY. DEWATERING IS REQUIRED TO 18" BELOW TRENCH BOTTOM.
48. ALL PIPING AND FITTINGS USED ON THIS PROJECT SHALL BE AS NOTED ON THE PLANS AND IN THE CONTRACT DOCUMENT AND SHALL BE INSTALLED TO THE LINES AND GRADES SHOWN ON THE PLANS AND PROFILES.
49. ALL PIPE SHALL BE COLOR CODED TO CONFORM TO MANATEE COUNTY STANDARDS.
50. ALL PIPE AND FITTINGS SHALL BE INSTALLED AS RECOMMENDED BY THE MANUFACTURER AND ALL PIPE JOINTS SHALL BE RESTRAINED WHERE REQUIRED.
51. ALL FITTINGS FOR PRESSURE CLASS-RATED PIPE SHALL BE RESTRAINED DUCTILE IRON. RESTRAINED LENGTHS OF PIPE SHALL ADHERE TO THE REQUIREMENTS AS SHOWN ON THE DETAIL SHEETS.
52. WHERE IT IS NECESSARY TO DEFLECT PIPE EITHER HORIZONTALLY OR VERTICALLY, PIPE DEFLECTION SHALL NOT EXCEED 75% OF THE MANUFACTURER'S MAXIMUM ALLOWABLE RECOMMENDED DEFLECTION.
53. ALL PIPE LENGTHS ARE PLUS OR MINUS AND MAY BE ADJUSTED IN THE FIELD AS REQUIRED. PIPE MEASUREMENTS ARE TO CENTER OF STRUCTURES OR FITTINGS.
54. ALL ROCKS OR STONES LARGER THAN SIX INCH DIAMETER SHALL BE REMOVED FROM THE BACKFILL MATERIAL. BACKFILL MATERIAL PLACED WITHIN ONE FOOT OF PIPING AND APPURTENANCES SHALL NOT CONTAIN ANY STONES LARGER THAN TWO INCH DIAMETER.
55. ONLY MANATEE COUNTY UTILITY OPERATIONS STAFF ARE AUTHORIZED TO OPERATE VALVES ON COUNTY OWNED AND MAINTAINED UTILITY SYSTEMS.
56. ALL PENETRATION OF EXISTING STRUCTURES SHALL BE BY THE MECHANICAL ROTARY CORE BORING METHOD.
57. ALL CONCRETE PENETRATED OR DISTURBED SHALL BE COATED WITH TWO COATS OF EPOXY.
58. THE CONTRACTOR, PRIOR TO ANY TEMPORARY WATER SHUT-OFFS DURING WATER MAIN TIE-IN, ETC., SHALL NOTIFY THE AFFECTED RESIDENTS BY POSTING INFORMATIONAL SIGNS IN THE NEIGHBORHOOD AT LEAST TWO DAYS (48 HRS) PRIOR TO THE WATER SHUT-OFF. REFERENCE SECTION 01580, PARAGRAPH 1.03 OF THE SPECIFICATIONS. WHEN FEASIBLE, "DOOR HANGERS" SHALL BE DELIVERED TO AFFECTED RESIDENCES AT LEAST TWO DAYS (48 HRS) PRIOR TO WATER SHUT-OFF. FOR LARGE PROJECTS WITH HUNDREDS OF HOMES AFFECTED, THE CONTRACTOR SHALL ALSO MAKE EXTENSIVE USE OF THE MEDIA AND SHALL HAVE PRIOR CONTACT WITH HOMEOWNER'S ASSOCIATIONS. WRITTEN NOTIFICATIONS SHALL ALSO BE FAXED TO THE TAMPA TRIBUNE, BRADENTON HERALD, SARASOTA HERALD TRIBUNE, WBRD RADIO, EMERGENCY COMMUNITY CENTERS, INSPECTIONS, WATER TREATMENT PLANT, WATER MANAGER, HELPLINE, CUSTOMER SERVICE, AND THE MANATEE COUNTY UTILITY OPERATIONS DEPARTMENT.
59. ALL NEW PIPE LINES SHALL BE PIG CLEANED (4" AND LARGER), FLUSHED, PRESSURE TESTED, DISINFECTED AND CERTIFIED PRIOR TO TIE-INS TO EXISTING FACILITIES. THE CONTRACTOR WILL BE ALLOWED TO USE TEMPORARY PLUGS FOR PIG CLEANING AND PRESSURE TESTING.
60. ALL TEST POINT PIPING SHALL BE CUT LOOSE FROM THE CORPORATION STOP AND COMPLETELY REMOVED AND DISPOSED OF BY THE CONTRACTOR PRIOR TO FINAL ACCEPTANCE. A CORPORATION STOP PLUG SHALL BE INSTALLED AND THE CORPORATION STOP SHALL REMAIN IN PLACE.

61. ALL EXISTING MAINS THAT ARE BEING REPLACED SHALL BE ABANDONED IN PLACE UPON ACCEPTANCE AND ACTIVATION OF THE NEW MAINS. ABANDONED MAINS SHALL BE CUT, FILLED WITH GROUT, AND CAPPED. REFER TO SECTION 02064 OF THE SPECIFICATIONS FOR GROUTING OF ABANDONED PIPE.
62. WATER MAINS CROSSING OVER OR UNDER SANITARY SEWERS, FORCE MAINS, AND RECLAIMED WATER LINES SHALL BE LAID PER CURRENT EDITION OF "10 STATE STANDARDS" AND MANATEE COUNTY UTILITY STANDARDS UNLESS NOTED OTHERWISE ON THE PLANS.
63. FIELD CONDITIONS MAY NECESSITATE MINOR ALIGNMENT AND GRADE DEVIATION OF THE PROPOSED UTILITIES TO AVOID OBSTACLES, AS ORDERED BY THE ENGINEER.
64. CONTRACTOR SHALL PROVIDE RECORD DRAWINGS IN ACCORDANCE WITH SECTION 14 IN THE CURRENT MANATEE COUNTY UTILITY STANDARDS AT NO COST TO THE OWNER. RECORD DRAWINGS SHALL BE SIGNED & SEALED BY A SURVEYOR CURRENTLY LICENSED BY THE STATE OF FLORIDA. ALL RECORD DRAWING INFORMATION REQUIREMENTS IN SECTION 14 SHALL BE STRICTLY ENFORCED. A COPY OF SECTION 14 WILL BE PROVIDED UPON REQUEST.

SURVEYOR'S NOTES:

1. BEARINGS ARE BASED ON THE EAST RIGHT-OF-WAY LINE OF U.S. HIGHWAY 41, HAVING A FIELD BEARING OF N 00°26'25" E, AND ARE RELATED TO FLORIDA STATE PLANE COORDINATE SYSTEM, (WEST ZONE) NAD 83/2011 DERIVED FROM CONTROL MONUMENT "CONNECTICUT" (PID BBCG30) AND "J13-191-2" (PID BBDH93).
2. THE PROPERTY LIES WITHIN FLOOD ZONE "AE" (EL 8) AS SHOWN ON MANATEE COUNTY, FLORIDA FLOOD INSURANCE RATE MAP PANEL No. 12081C 0156 E, DATED MARCH 17, 2014.
3. ELEVATIONS ARE BASED ON N.A.V.D. 1988 DATUM, MANATEE COUNTY BENCH MARK "CONNECTICUT" (PID DM6244), PUBLISHED ELEVATION OF 10.73 FEET.
4. TITLE INFORMATION IS DERIVED FROM FILE No. 09-23927.5 & 09-23927.4, BY SIGNATURE TITLE COMPANY, DATED 04/21/2014.

BENCH MARKS:

BM "A" IRON ROD FOUND NO I.D. (N.E. CORNER OF PROPERTY)
EL. = 6.67' NAVD 1988 (EL. = 7.63' NGVD 1929)

BM "B" NAIL & DISK SET LB 6982 (EAST SIDE OF WET WELL TOP)
EL. = 7.87' NAVD 1988 (EL. = 8.83' NGVD 1929)

(NAVD 88 TO NGVD 29 CONVERSION EQUATION = + 0.955)

CONTACTS

MANATEE COUNTY
PUBLIC WORKS DEPT.
UTILITY ENGINEERING
SCOTT MAY, P.E.
1022 26TH AVENUE EAST
BRADENTON, FL. 34208
(941) 708-7450 EXT. 7650
FAX: (941) 708-7431

TECO/PEOPLES GAS CO.
DAN SHANAHAN
8261 VICO COURT
SARASOTA, FL. 34240
(941) 342-4030
FAX: (941) 342-4011
EMERGENCY: 1-877-832-6832
djshanahan@tecoenergy.com

SUNSHINE STATE ONE CALL
FLORIDA
1-(800) 432-4770

VERIZON FLORIDA INC.
WAYNE SUMNER
1701 RINGLING BLVD.
SARASOTA, FL. 34236
(941) 330-9203
WAYNE.SUMNER@verizon.com

FLORIDA POWER & LIGHT
DISTRIBUTION
GREG COKER
1253 12TH AVENUE EAST
PALMETTO, FL 34221
(941) 723-4430
FAX: (941) 723-4444
EMERGENCY: 1-800-4-OUTAGE
Greg_Coker@fpl.com

FLORIDA POWER & LIGHT
TRANSMISSION
PETER H. WASHIO
700 UNIVERSE BLVD. TS4/JV
JUNO BEACH, FL. 33408
Peter.H.Washio@ fpl.com

SOUTHWEST FLORIDA WATER
MANAGEMENT DISTRICT
SARASOTA SERVICE OFFICE
DARYL R. FLATT, P.E.
6750 FRUITVILLE ROAD
SARASOTA, FL. 34240
(941) 377-3722
FAX: (941) 373-7660


FLORIDA GAS TRANSMISSION
SAFETY HARBOR TEAM
7804 ANDERSON RD.
TAMPA, FL. 33634
CHRIS LEE
(813) 466-3327
CELL : (727) 639-7512
christopher.lee@sug.com

BRIGHT HOUSE NETWORKS
TOM WRIGHT
5413 E. STATE ROAD 64
BRADENTON, FL. 34208-55
(941) 748-3816 EXT. 213
tom.wright@mybrighthouse.com

DEPARTMENT OF ENVIRONMENTAL
PROTECTION
STEPHANIE BARIOS
13051 N. TELECOM PKWY
TEMPLE TERRACE, FL 33617
PHONE: (813) 632-7600, 408
FAX: (813) 632-7662

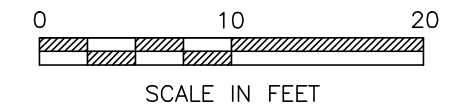
PEACE RIVER ELECTRIC
COOPERATIVE, INC.
P.O. BOX 1310
WACHULA, FL 33873
KENDELL COKER
(863) 767-4660
kendell.coker@preco.coop

LEGEND	
BUSH	
TREE	
OAK TREE	R/W RIGHT OF WAY
PALM TREE	CONC CONCRETE
PINE TREE	ASPH ASPHALT
EDGE OF VEGETATION	DWYR DRIVEWAY
CHAIN LINK FENCE	SWK SIDEWALK
WOOD FENCE	EP EDGE OF PAVEMENT
BARBED WIRE FENCE	BOC BACK OF CURB
FORCE MAIN	
POTABLE WATER	
RECLAIMED WATER	
SANITARY SEWER	
STORM DRAIN	
GAS LINE	
OVERHEAD_CABLE_TV	
BURIED_CABLE_TV	MAIN
OVERHEAD ELECTRIC	SERVICE LINE
BURIED_ELECTRIC	PROPOSED EASEMENT
OVERHEAD VERIZON	FIRE HYDRANT
BURIED VERIZON	VALVE
VERIZON	SANITARY SEWER
BURIED_UTILITY	BLOW OFF ASSEMBLY
OVERHEAD UTILITY	REDUCER
RAIL ROAD TRACKS	TEE
EDGE OF CONCRETE	HORIZONTAL BEND
EDGE OF ROAD	VERTICAL BEND
TOE OF SLOPE	PLUG
TOP OF BANK	MASTER METER
PROPERTY LINE	SERVICE LINE &
RIGHT OF WAY	DOUBLE SERVICE




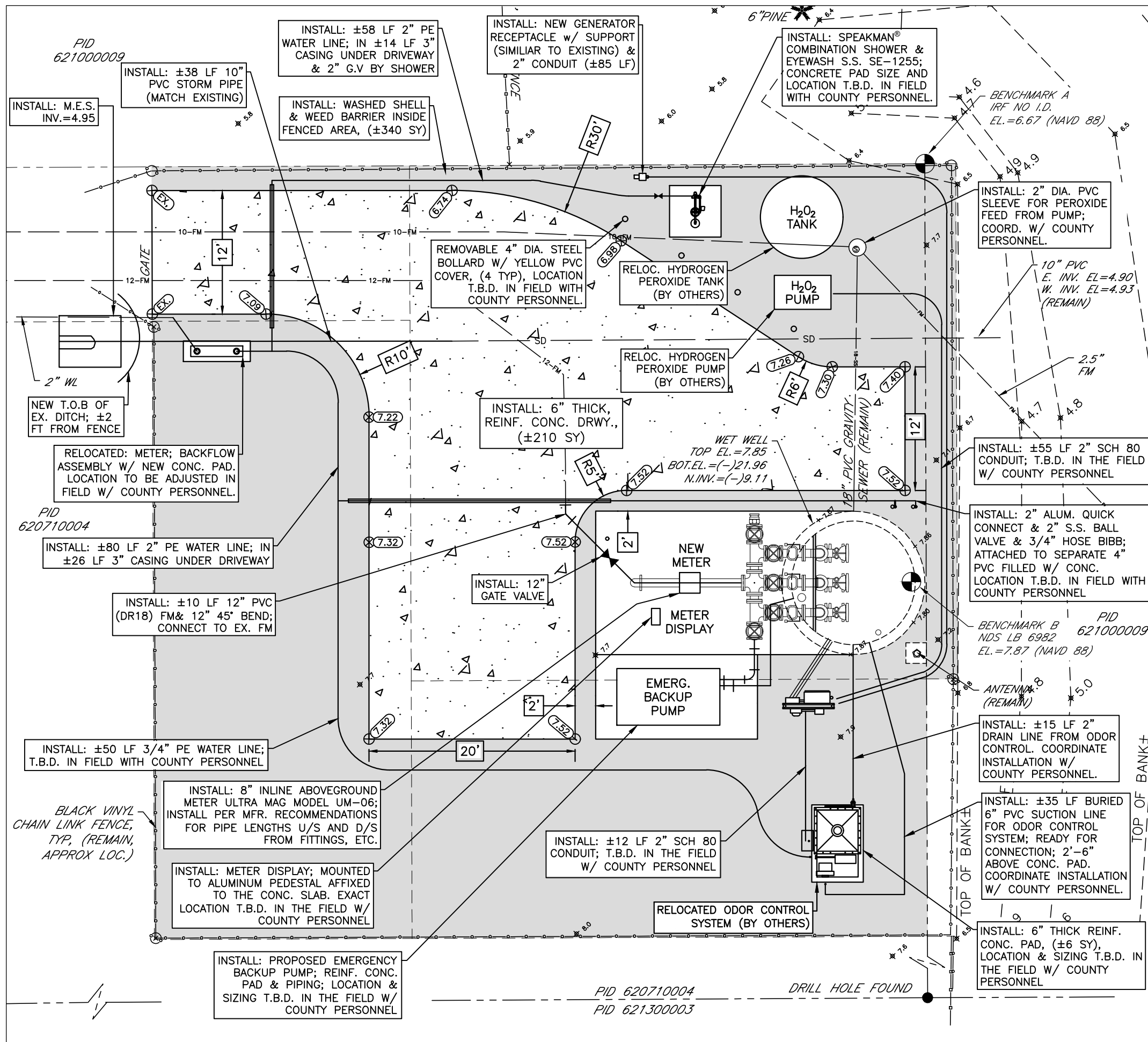
SATELLITE LIFT STATION R&R
SLS N1H REHAB & EMERGENCY BACKUP PUMP
GENERAL NOTES & LEGEND

GENERAL NOTES:
1. ELEVATIONS ARE BASED ON N.A.V.D. 1988 DATUM, MANATEE COUNTY BENCH MARK "CONNECTICUT" (PID DM6244), PUBLISHED ELEVATION OF 10.73 FEET.



N1H	
ITEM	VALUE
RTU	513
STREET ADDRESS	12220 US 41 NORTH
CITY	PALMETTO
FIRE DISTRICT	NORTH RIVER
NUMBER OF PUMPS	3
HORSE POWER/PUMP DESIGN	20
PHASE	3
VOLTS	230
MODEL OF MAIN BREAKER	SD KAL36200
FLOOD ZONE	AE
TOP OF WET WELL EL.	7.85 NAVD
SERVICE AMPERAGE	????
PUMP OPERATING POINT	500 GPM / 65.8 TDH



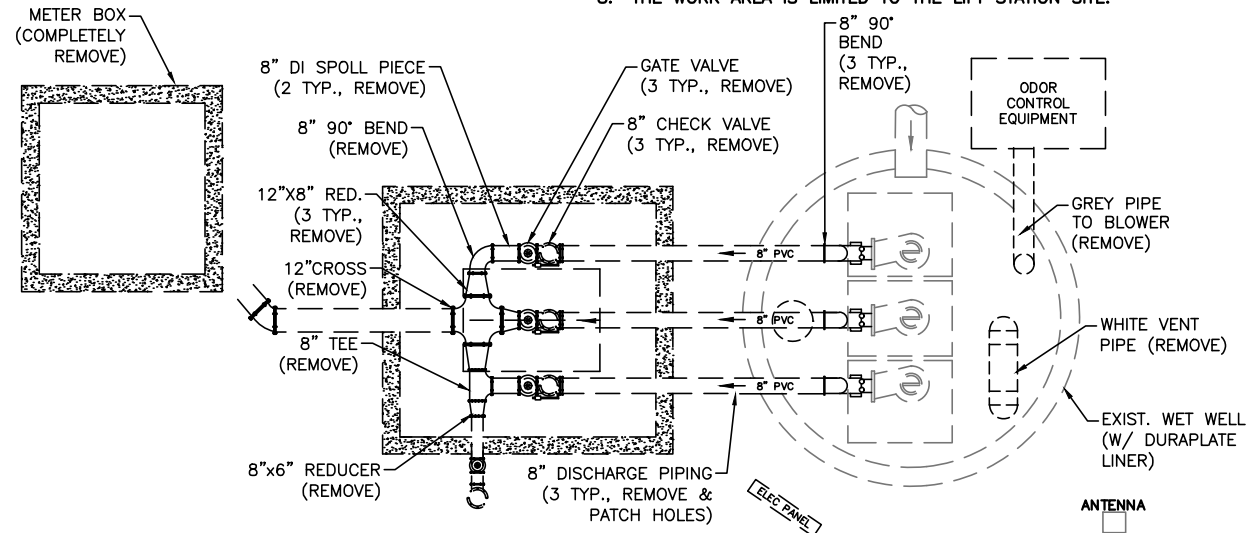


CONTRACTOR SHALL REFERENCE SECTION 11215 OF THE PROJECT SPECIFICATION FOR ADDITIONAL RECORD DRAWING REQUIREMENTS.

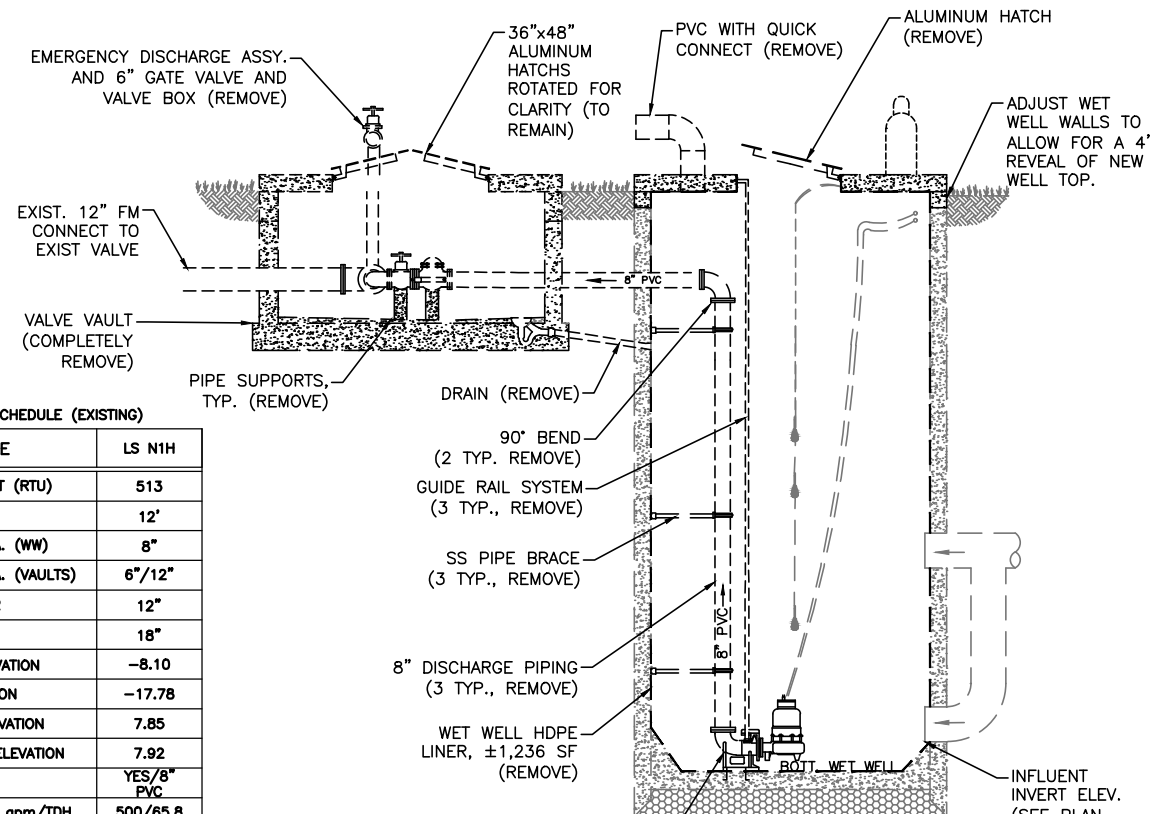
EXISTING

NOTES:

1. THE WET WELL AND VALVE VAULT CONFIGURATION SHOWN ON THESE GRAPHICS IS FOR IDENTIFICATION OF COMPONENTS TO BE REMOVED. THE CONTRACTOR SHALL FIELD VERIFY ALL EXISTING CONDITIONS, ELEVATIONS, CONFIGURATION, ETC. FOR ACCURACY.
2. THE CONTRACTOR/BIDDER SHALL FIELD VERIFY ALL EXISTING CONDITIONS AND DIMENSIONS.
3. THE CONTRACTOR/BIDDER SHALL DETERMINE THE DISCHARGE PIPING ELEVATIONS DURING THE SITE VISITS.



PLAN

ELEVATION

EXISTING
3 PUMP LIFT STATION
NTC

LIFT STATION NAME	LS NTH
RADIO TELEMETRY UNIT (RTU)	513
WET WELL DIAMETER	12'
DISCHARGE PIPING DIA. (WW)	8"
DISCHARGE PIPING DIA. (VAULTS)	6"/12"
FORCE MAIN DIAMETER	12"
INFLUENT PIPE SIZE	18"
INFLUENT INVERT ELEVATION	-8.10
BOTTOM SLAB ELEVATION	-17.78
WET WELL HATCH ELEVATION	7.85
VALVE VAULT HATCH ELEVATION	7.92
WET WELL VENT PIPE	YES/8" PVC
L.S. DESIGN CAPACITY gpm/TDH	500/65.8
DISCHARGE PIPING PROFILE	STANDARD
CONCRETE RISER ON TOP OF WW	NO
MAGNETIC FLOW METER	N/A
POWER SUPPLY, VOLTAGE/PHASE	230/3
POWER SUPPLY, AMPERAGE	200

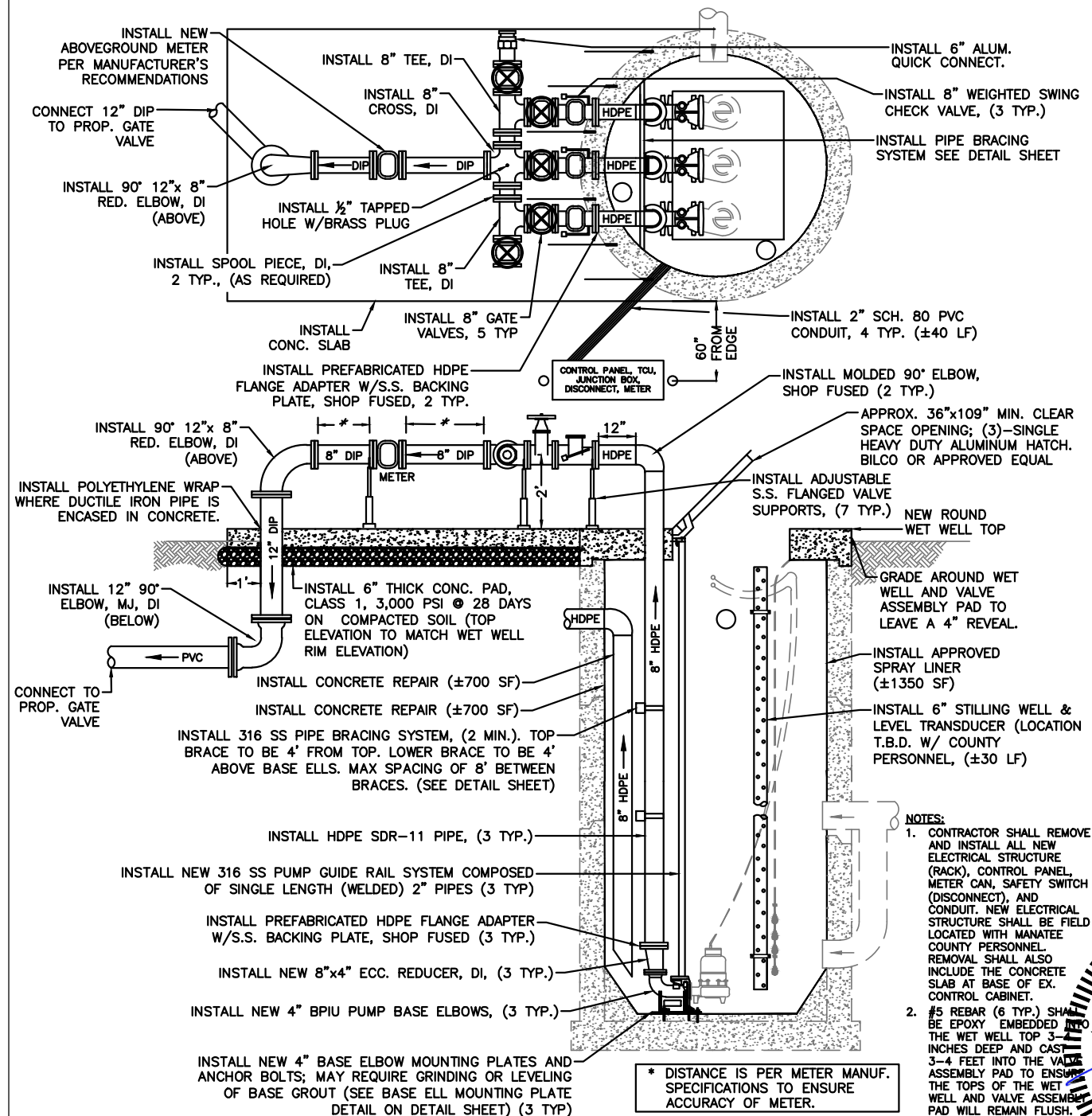
4. REMOVAL AND REINSTALLATION OF THE PUMPS DURING THE REHABILITATION SHALL BE DONE BY MANATEE COUNTY PERSONNEL IN COORDINATION WITH THE CONTRACTOR
5. BY-PASS PUMPING IS THE RESPONSIBILITY OF THE CONTRACTOR.
6. MANATEE COUNTY GOVERNMENT WILL PROVIDE ONE (1) LIFT STATION SHUT-DOWN AT NO COST TO THE CONTRACTOR. ADDITIONAL SHUT-DOWNS WILL COST THE CONTRACTOR \$3,500 EACH, IF NEEDED.
7. THE CONTRACTOR IS RESPONSIBLE FOR RESTORING ANY DAMAGED LANDSCAPING TO EXISTING OR DESIGN CONDITIONS.
8. THE WORK AREA IS LIMITED TO THE LIFT STATION SITE.

PROPOSED

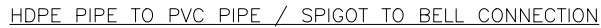
INSTALL FIBERGLASS W.W. LINER	NO
APPLY SPRAY LINER W.W. LINER	YES
INSTALL STILLING WELL	YES
INSTALL FORCE MAIN G.V.	YES
NEW HDPE PIPING IN W.W.	YES, 8"
NEW BASE ELL	4" BPIU-14
RAISE TOP OF WET WELL:	NO
RAISE TOP OF VALVE VAULT:	NO
INSTALL WET WELL VENT PIPE	YES
INSTALL NEW WATER SERVICE ASSEMBLY, US-15	NO
RELOCATE EX. WATER SERVICE ASSEMBLY	YES

GENERAL NOTES:

1. CONTRACTOR SHALL NOT BACKFILL OVER ELECTROFUSED COUPLINGS UNTIL INSPECTOR HAS VISUALLY CHECKED IT FOR LEAKS DURING PUMP STARTUP OR PRESSURE TEST AS DIRECTED BY THE COUNTY.
2. ALL MATERIALS AND INSTALLATION SHALL BE IN ACCORDANCE WITH THE LATEST MANATEE COUNTY PUBLIC WORKS UTILITY STANDARDS.
3. ALL CONCRETE SHALL BE GIVEN A BROOM FINISH. THE SURFACE VARIATIONS SHALL BE NOT MORE THAN 1/4" UNDER A TEN FOOT (10') STRAIGHTEDGE, NOT MORE THAN 1/8" ON A FIVE FOOT (5') TRANSVERSE SECTION. THE EDGE OF THE CONCRETE PAD SHALL BE CAREFULLY FINISHED WITH A EDGING TOOL HAVING A RADIUS OF 1/2".
4. EXPANSION JOINT: EXPANSION JOINTS BETWEEN THE CONC. PAD AND THE WET WELL SHALL BE 1/2" MATERIAL AND SHALL MEET THE REQUIREMENTS OF AASHTO M153 OR AASHTO M213.
5. THE EXTERIOR SURFACES OF THE CONCRETE WET WELL AND VALVE PAD EXPOSED ABOVE GRADE SHALL BE COATED WITH AT LEAST TWO COATS OF H & C SILICONE ACRYLIC CONCRETE STAIN, PATIO GREEN, MANUFACTURED BY FLR PAINTS. THE ABOVE GROUND VALVE ASSEMBLY & PIPING SHALL BE PAINTED, RUSTOLEUM 7538 HUNTER GREEN. CONTRACTOR SHALL TAKE PRECAUTIONS TO PREVENT OVER-SPRAY OF PAINT ONTO THE CONCRETE SLAB.
6. ALL PAINTING SHALL BE INCLUDED IN THE BID ITEM, MISCELLANEOUS WORK.



- NOTES:**
1. CONTRACTOR SHALL REMOVE AND INSTALL ALL NEW ELECTRICAL STRUCTURE (RACK), CONTROL PANEL, METER CAN, SAFETY SWITCH (DISCONNECT), AND CONDUIT. NEW ELECTRICAL STRUCTURE SHALL BE FIELD LOCATED WITH MANATEE COUNTY PERSONNEL. REMOVAL SHALL SO INCLUDE THE CONCRETE SLAB AT BASE OF EX. CONTROL CABINET.
 2. #5 REBAR (6 TYP.) SHALL BE EPOXY EMBEDDED INTO THE WET WELL TOP 3-4 INCHES DEEP AND CAST 3-4 FEET INTO THE VALVE ASSEMBLY PAD TO ENSURE THE TOPS OF THE WET WELL AND VALVE ASSEMBLY PAD WILL REMAIN FLUSH.



HDPE PIPE TO PVC PIPE SPIGOT TO SPIGOT CONNECTION

1. ONE #10 GAUGE EXTRA HIGH STRENGTH COPPER CLAD STEEL TRACER WIRE SHALL BE SECURED TO THE PIPE FOR ALL TYPES OF PIPELINE INSTALLATIONS. THE TRACE WIRE SHALL HAVE A MINIMUM 30-MILS OF POLYETHYLENE INSULATION.

HDPE TO PVC OR
DI PIPE ADAPTER

- NOTES:

1. USE OF TYPE A-2 AND A-3 PIPE BEDDING TO BE DETERMINED IN THE FIELD BY THE ENGINEER.
2. PROVIDE ADEQUATE CLEARANCE TO PLACE AND COMPACT STAGE 1 BEDDING MATERIAL IN TRENCH AREA BELOW PIPE SPRINGLINE. PIPE EMBEDMENT MUST BE COMPACTED OUT TO THE TRENCH WALL OR 2.5 TIMES THE PIPE OD, WHICHEVER IS LESS.
3. TYPICALLY 4" TO 6".
4. PIPE INSTALLATION SHALL BE IN ACCORDANCE WITH THE MANUFACTURER'S WRITTEN INSTRUCTIONS.
5. TRACER WIRE NOT REQUIRED FOR GRAVITY SEWERS.



TRENCH WITH
UNIMPROVED SURFACE
TYPE A-1 PIPE BEDDING

MAIN PIPE SIZE	HORIZ. BENDS			TEES										REDUCERS						PLUGS & VALVES
				SIZE					LENGTH					SIZE			LENGTH			
				90°	45°	22.5°	90°	45°	22.5°	90°	45°	22.5°	90°	45°	22.5°	90°	45°	22.5°		
24	90°	38	18	x24 ₆₄	x24 ₆₉	x20 ₁₃₂	x16 ₉₀	x12 ₅₈	x10 ₆	x8 ₆	x20 ₆₄	x16 ₆₄	x12 ₁₅₈	x10 ₁₅₈	214					
20	78	32	16	x20 ₄₁	x16 ₁₀₁	x12 ₆₃	x10 ₂₄	x8 ₆	x6 ₆	x12 ₆₄	x10 ₆₄	x8 ₁₁₅	x6 ₁₄₉	x4 ₁₄₉	184					
16	66	27	13	x16 ₁₁₁	x12 ₆₇	x10 ₄₁	x8 ₁₂	x6 ₆	x4 ₆	x12 ₆₄	x10 ₆₄	x8 ₁₀₇	x6 ₁₁₁	x4 ₁₁₁	151					
12	52	22	10	x12 ₈₀	x10 ₅₆	x8 ₃₁	x6 ₁	x4 ₆	x2 ₆	x8 ₅₈	x6 ₅₈	x4 ₆₂	x3 ₈₆	x2 ₈₆	118					
10	44	18	9	x10 ₆₃	x8 ₄₃	x6 ₁₇	x4 ₆	x2 ₆	x1 ₆	x8 ₅₈	x6 ₆₁	x4 ₆₁	x3 ₈₁	x2 ₈₁	100					
8	37	15	7	x8 ₄₉	x6 ₃₉	x4 ₁₈	x2 ₁	x1 ₆	x1 ₆	x6 ₃₅	x4 ₆₀	x3 ₆₀	x2 ₆₀	x1 ₆₀	83					
6	29	12	6	x6 ₂₉	x4 ₁₉	x2 ₁	x1 ₆	x1 ₆	x1 ₆	x4 ₃₃	x3 ₃₃	x2 ₃₃	x1 ₃₃	x1 ₃₃	63					
4	21	8	4	x4 ₁₂	x3 ₁₂	x2 ₁₂	x1 ₁₂	x1 ₁₂	x1 ₁₂	x2 ₁₂	x1 ₁₂	x1 ₁₂	x1 ₁₂	x1 ₁₂	45					

NOTES:

1. RESTRAIN 11.25' BENDS 50% OF LENGTH FOR 22.5' BENDS.
2. ALL VALVES AND FITTINGS SHALL BE RESTRAINED TO THE CONNECTING SECTIONS OF PIPE.
3. ALL ISOLATION VALVES MUST BE PROPERLY ANCHORED OR RESTRAINED TO RESIST A 180 PSI TEST PRESSURE IN EITHER DIRECTION.
4. PIPE SIZES ARE GIVEN IN INCHES.
5. RESTRAINED PIPE LENGTHS ARE GIVEN IN FEET.
6. LENGTHS SHOWN ARE FOR A TEST PRESSURE OF 180 PSI.
7. THE RESTRAINED LENGTHS SHOWN IN THESE TABLES ARE BASED ON SOIL CLASSIFICATION SP WITH AWWA TYPE 3 TRENCH CONDITIONS, 180 PSI TEST PRESSURE, 3 FEET OF COVER AND 1.5 FACTOR OF SAFETY. ACTUAL BURY CONDITIONS MUST BE DETERMINED BY THE ENGINEER OF RECORD AND THE RESTRAINED LENGTHS MODIFIED ACCORDINGLY.
8. RESTRAINED LENGTHS TO BE APPLIED TO PIPELINES PER DETAIL RESTRAINED LENGTHS FOR PIPE.
9. ALL RESTRAINED JOINT HARDWARE SHALL CONFORM TO 1.11.18.D OF THE PUBLIC WORKS UTILITIES STANDARDS MANUAL.

RESTRAINED LENGTHS FOR PVC PIPE



1. "SV" TO BE IMPRESSED INTO THE NEWLY-CURED CONCRETE CURB, ALONG WITH DISTANCE IN FEET TO THE VALVE. IF NO CURB, INSTALL A GREEN DISC WITH "SV" AND A 1/8" x 1" GALVANIZED STEEL SCREW IN THE EDGE OF PAVEMENT WITH THE FOOTAGE FROM THE DISC TO THE VALVE.
2. ALL EXISTING AND PROPOSED VALVE BOXES SHALL BE ADJUSTED TO FINISHED GRADES AS DETERMINED IN THE FIELD.
3. VALVES SHALL NOT BE PLACED IN HANDICAPPED RAMPS, CURBS OR GUTTERS.
4. PRECAST CONCRETE PADS AND THRUST BLOCKS SHALL NOT BE USED.
5. ALL EXPOSED EDGES OF CONCRETE SHALL BE CHAMFERED 1/2".
6. USE BINGHAM & TAYLOR P200NGF FOR NORMAL YARD SERVICE. WHERE VALVE WILL BE IN STREET OR TRAVEL LANE UNDER VEHICLE TRAFFIC, USE P254RD. WHEN POSSIBLE, LOCATE TRACER WIRE TESTING STATION OUTSIDE OF TRAVEL LANE OR IN MEDIAN, CENTERED IN SEPARATE CONCRETE PAD SIMILAR TO STANDARD VALVE BOX PAD.
7. TRACER WIRE BOX SHALL BE LOCATED OUTSIDE THE ROADWAY ON THROUGHFARES, LOCAL ARTERIAL AND STATE ROADWAYS.
8. REFER TO SECTION 1.10 FOR FURTHER DETAILS.

GATE VALVE, BOX,
COVER AND TAG

[illegible][illegible]

NOTE:

1. SEE RESTRAINED LENGTHS FOR PVC PIPE DETAIL FOR NOTES 1 THROUGH 9 THAT ARE ALSO APPLICABLE TO RESTRAINED LENGTHS FOR DIP.

RESTRAINED LENGTHS FOR DIP



1. BACKFLOW DEVICE MUST BE INSTALLED DOWNSTREAM OF METER, AS CLOSE TO METER AS POSSIBLE.
2. COPPER PIPE TYPE "K" OR BRASS PIPE MINIMUM SCHEDULE 40 SHALL BE USED TO A MINIMUM DEPTH OF 12" BELOW GRADE.
3. PIPES PASSING THROUGH OR ENCASED IN CONCRETE MUST BE PROPERLY PROTECTED AND SLEEVED.
4. THE SYSTEM MUST MEET ALL REQUIREMENTS OF THE FLORIDA PLUMBING CODE (LATEST EDITION) AND THE MANATEE COUNTY BACKFLOW PREVENTION ORDINANCE (LATEST EDITION).
5. ALL EXPOSED EDGES OF CONCRETE SHALL BE FINISHED 1/2".
6. BACKFLOW PREVENTER SHALL BE TESTED AT THE TIME OF INSTALLATION.
7. PRESSURE REDUCING VALVE REQUIRED UPSTREAM OF BACKFLOW IF SYSTEM PRESSURE EXCEEDS 80 PSI.
8. 3" MIN. CLEARANCE FROM LANDSCAPING PLANTS AND 10' MIN. CLEARANCE FROM TREES TO EXCESS OF CONCRETE SLAB AND 12" MIN. CLEARANCE FOR OPENING FOR ACCESS.
9. THE WATER METER AND BACKFLOW PREVENTER SHALL BE LOCATED WITHIN THE LIFT STATION FENCING FOR PUBLICLY OWNED AND MAINTAINED LIFT STATIONS. THE ASSEMBLY FOR PRIVATE LIFT STATIONS SHALL BE LOCATED ADJACENT TO THE ROW AND WITHIN THE EASEMENT.
10. SATELLITE PUMP STATIONS SHALL HAVE A 5/8-INCH WATER METER, WITH A 3/4-INCH REDUCED PRESSURE (RP2) BACKFLOW PREVENTER. STATIONS WITH WETLINE DIAMETERS 12 FEET AND LARGER TO HAVE A 2-INCH METER AND RP2 BACKFLOW PREVENTER.

WATER METER &
BACKFLOW PREVENTER
FOR PUMP STATIONS




1. SEE RESTRAINED LENGTHS FOR PVC PIPE DETAIL FOR NOTES 1 THROUGH 9 THAT ARE ALSO APPLICABLE TO RESTRAINED LENGTHS FOR PIPE.

RESTRAINED
LENGTHS FOR PIPE

- NOTES:
- FOR 6" DIA. WET WELLS, THE HINGED SIDE OF THE HATCH OPENING SHALL BE OFFSET 12" FROM CENTERLINE.
 - A FLOW METER SHALL BE INSTALLED UPSTREAM OF GATE VALVE FOR ALL LIFT STATIONS THAT RE-PUMP WASTEWATER FROM OTHER STATIONS.
 - #5 REBAR (6 TYPE) SHALL BE EPOXY EMBEDDED INTO THE WET WELL TOP 3-4 INCHES DEEP AND CAST 3-4 FEET INTO THE VALVE ASSEMBLY PAD TO ENSURE THE TOPS OF THE WET WELL AND VALVE ASSEMBLY PAD WILL REMAIN FLUSH.
 - THE INFLUENT GRAVITY SEWER SHALL BE ALIGNED SO THAT FLOW DROPS BETWEEN THE PUMPS AS SHOWN ABOVE.
 - QUIET PUMP SHALL BE PLACED ON THE SIDE CLOSEST TO THE LIFT STATION.
 - CONCRETE SHALL BE TYPE II WITH 4,000 PSI 28-DAY COMPRESSIVE STRENGTH.
 - FOR SECTION X-X SEE DRAWING, PUMP STATION, SECTION VIEW ON DETAIL US-19.

SEWAGE PUMP STATION
PLAN VIEW



SATELLITE LIFT STATION R&R SLS N1H REHAB & EMERGENCY BACKUP PUMP DETAILS

ORIGINAL SHEET SIZE: 11"X17"

[illegible]

NO.						
PROJECT #		402-5138380				
SURVEY #		00-44134				
SEC./TWN./RGE		18/33/18				
SCALE		SEE PLAN				
		BY		DATE		
DESIGNED		JAN		4/2/18		
DRAWN		JEA		5/5/18		
CHECKED		JSS		6/9/18		

No. 80093 SHOUN P.F.

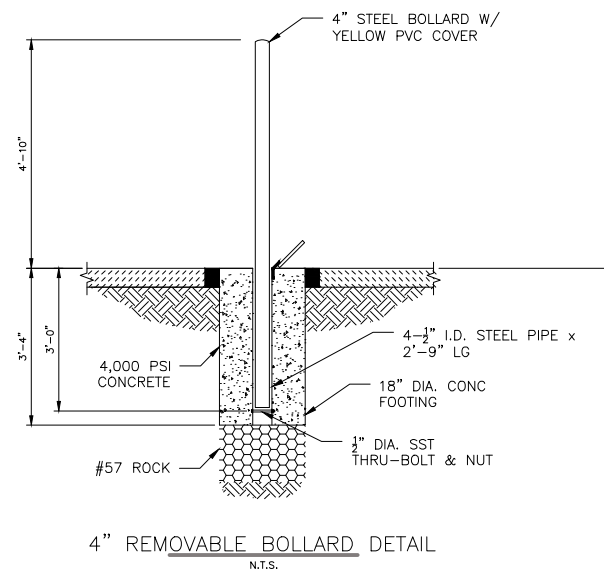
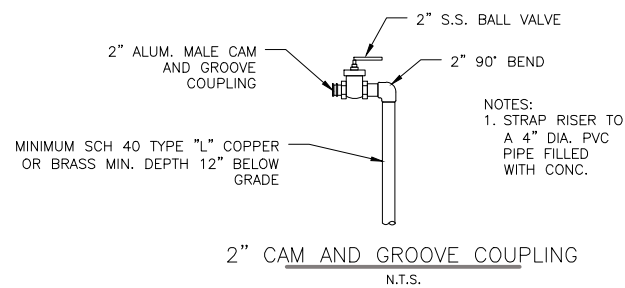
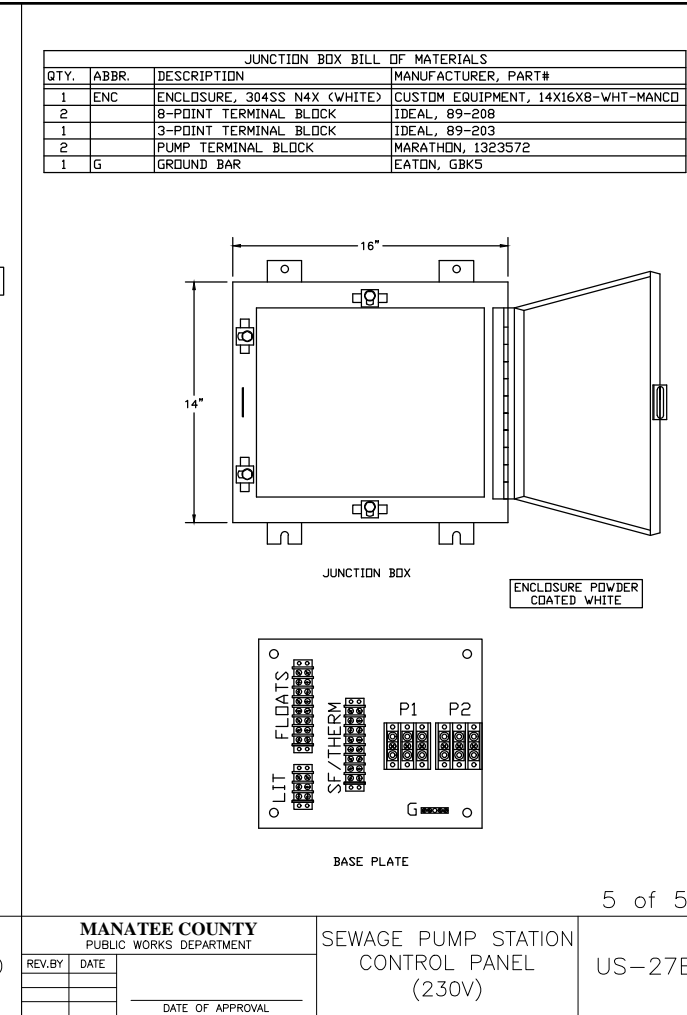
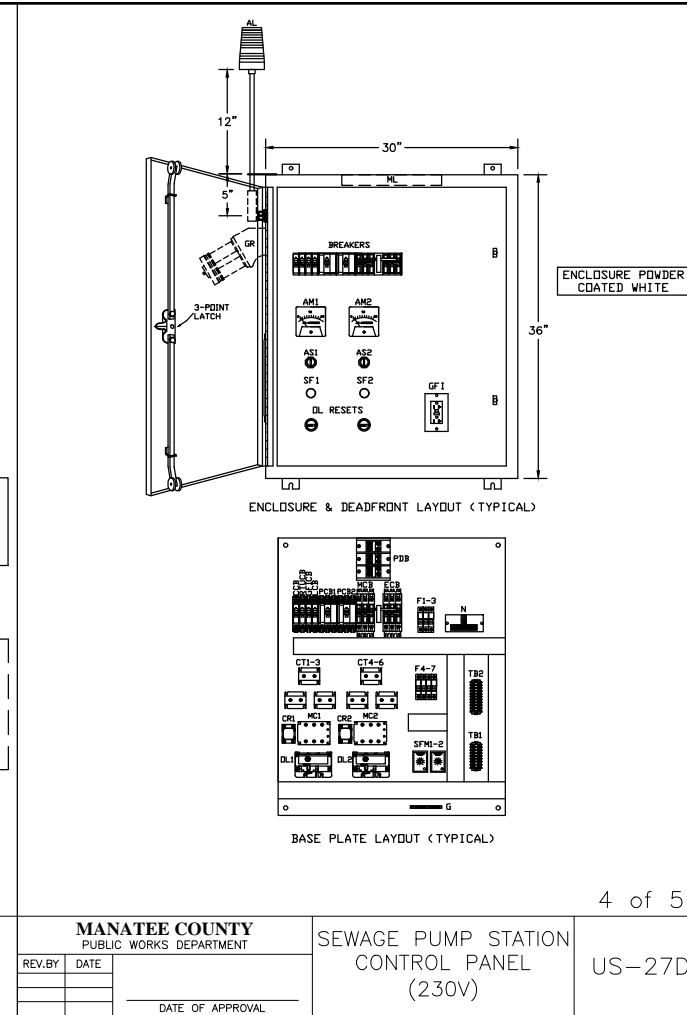
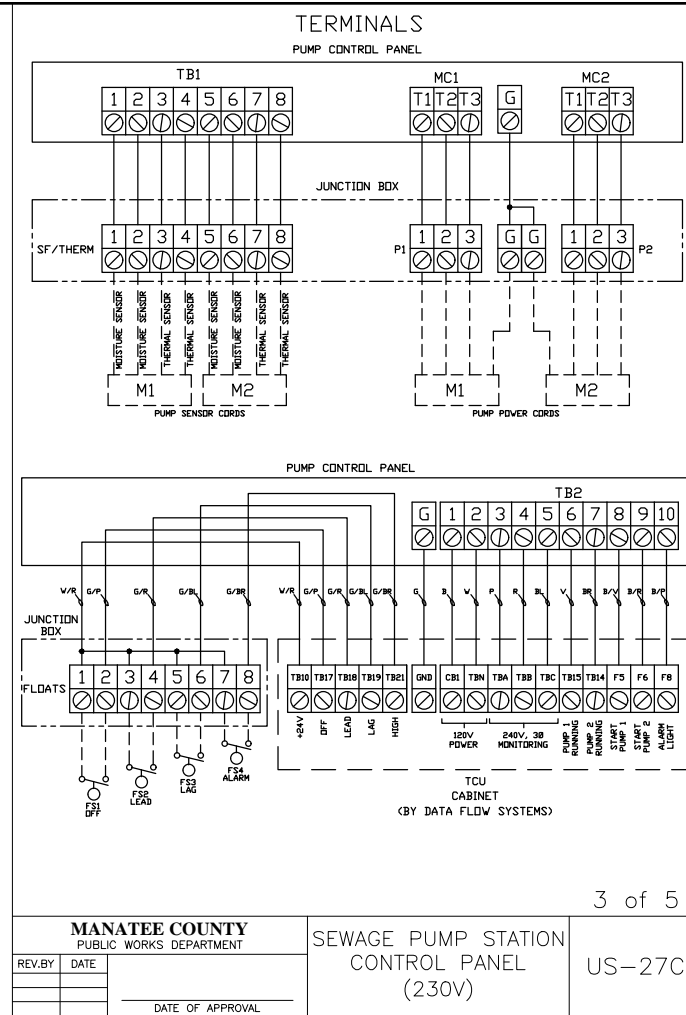
FLORIDA P.E. # 51928

STATE OF

4/25/17

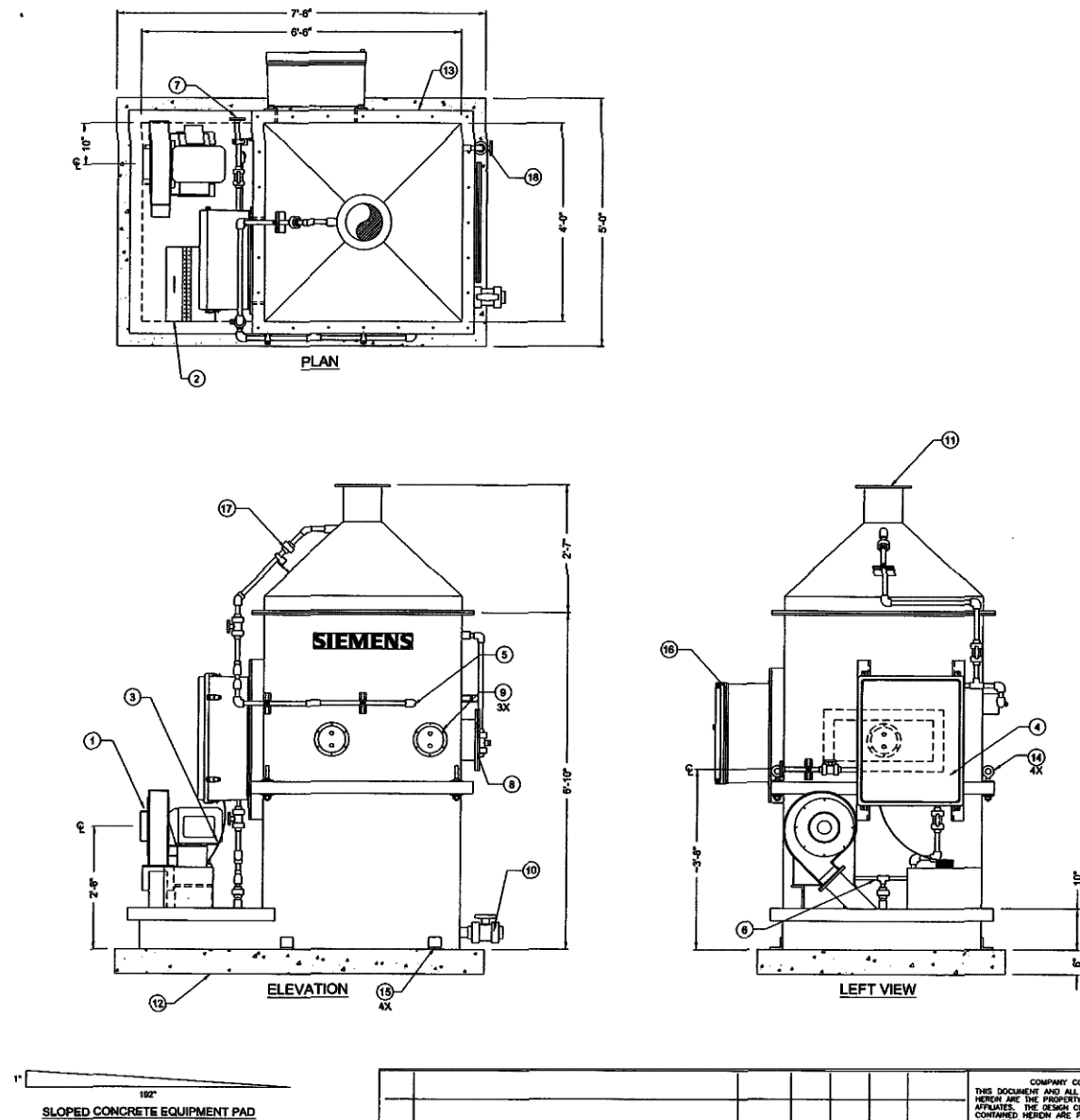
Signature & Date _____

SHEET 6 OF 1



S:\PMD_Engineering_Share\URI_Eng_Design\PROJ\SSR_Proj\San_Svr - LS Upgrades\LS NTH (R&R) - Backup_Pump\DWGS-active\NTH Rehab & Pump.dwg,9 ODOR DETAILS, 4/25/2017 10:46 AM Shen Shoun, 1:1, ANSI full bleed B (17.00 x 11.00 inches)

STD. BORDER-0307-11X17B INTL REF: 4330-G11 BAR = 1" AT PLOT SCALE



NOMENCLATURE

1. FAN (7.75" OD INLET)
2. NUTRIENT TANK
3. NUTRIENT FEED LINE
4. WATER PANEL
5. WATER FEED LINE
6. HUMIDIFIER WATER FEED LINE
7. WATER INLET CONNECTION (3/4" FLANGE)
8. MAIN ACCESS FLANGE
9. 6" ACCESS PORTS (TYP. OF 3)
10. SYSTEM DRAIN
11. AIR OUTLET FLANGE - 9" DIA.
12. SLOPED CONCRETE EQUIPMENT PAD
13. ID TAG
14. POSITIONING EYES (TYP. OF 4)
15. ANCHOR LUGS (TYP. OF 4)
16. ELECTRICAL CONTROL PANEL
17. UPPER BED IRRIGATION LINE
18. OUTLET AIR SAMPLE PORT

NOTE:

1. APPROX. OPERATING WEIGHT: 8,000 LBS (INCLUDES MEDIA)
2. PLACE ON SLOPED CONCRETE, 1/16" PER FOOT FROM FAN TO DRAIN.
3. SERVICE REQUIREMENTS:
 - ELECTRICAL: 480 VAC, 3 PH, 25 AMPS, 60 HZ
 - POTABLE WATER: 3/4" LINE (30 PSI MIN.)
 - 4. BACKFLOW PREVENTER, IF REQUIRED, PROVIDED BY OTHERS.
 - 5. 10" BAROMETRIC P-TRAP ON DRAIN, PROVIDED BY OTHERS.

ODOR CONTROL EQUIPMENT DETAIL
(BY OTHERS; FOR REFERENCE)

N.T.S.

COORDINATE BOLLARD LOCATIONS WITH
LIFT STATION SUPERINTENDENT



PUBLIC WORKS DEPARTMENT
ENGINEERING SERVICES
1022 26th Avenue East, Bradenton, FL 34208

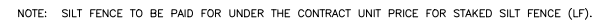
ORIGINAL SHEET SIZE: 11"X17"

SATELLITE LIFT STATION R&R
SLS N1H REHAB & EMERGENCY BACKUP PUMP
DETAILS

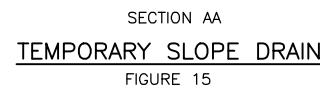
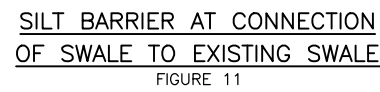
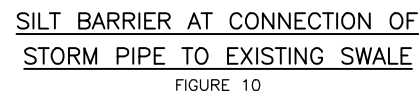
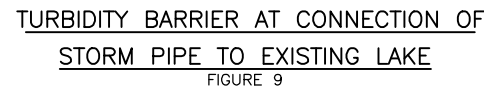
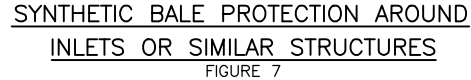
NO.	REVISION DESCRIPTION	BY	DATE

PROJECT #	402-5138380
SURVEY #	00-44134
SEC./TWN./RGE	18/33/18
SCALE	SEE PLAN

DESIGNED	SSS	4/25/17
DRAWN	SSS	4/25/17
CHECKED	SSS	5/9/17
NO. 60923	J. SHEN SHOUN	5/9/17
FLORIDA P.E. # 60923		
STATE OF		
4/25/17		
FLORIDA		
PROFESSIONAL ENGINEER		



TYPICAL SILT FENCE
FIGURE 2



NOTE:
REFERENCE THE FDOT DESIGN STANDARDS
LATEST EDITION FOR ALL TEMPORARY
EROSION CONTROL MEASURES.

CONSTRUCTION AGREEMENT

for

STIPULATED SUM

between

MANATEE COUNTY (AS OWNER)

and

_____ (AS CONTRACTOR)

Agreement #: 17-1514CB

**CONSTRUCTION AGREEMENT FOR
STIPULATED SUM
Solicitation Title**

THIS AGREEMENT (“Agreement”) is made and entered into by and between Manatee County, a political subdivision of the State of Florida, referred to herein as “Owner”, and the firm of _____, incorporated in the State of _____ and registered and licensed to do business in the State of Florida (license # _____), referred to herein as “Contractor.”

WHEREAS, the Owner intends to construct SLS N1H Rehabilitation & Emergency Backup Pump, the aforementioned improvements being hereinafter referred to and defined as the “Project”; and

WHEREAS, in response to Owner’s Invitation for Bid No. 17-1514CB (the “IFB”), Contractor has submitted its Bid (the “Contractor’s Bid”) to provide the aforementioned construction services.

NOW THEREFORE, the Owner and the Contractor, in consideration of the mutual covenants hereinafter set forth, the sufficiency of which is hereby acknowledged, agree as follows:

1. Contract Documents. The Contract Documents consist of this Agreement and attached Exhibits, the attached General Conditions of the Construction Agreement, Supplementary Conditions (if any), Special Conditions (if any), Drawings (the titles of which are attached hereto as Exhibit A), Specifications (the titles of which are attached hereto as Exhibit B), Addenda issued prior to execution of this Agreement, the Invitation for Bid (including any Instructions to Bidders, Scope of Work, Bid Summary, Supplements, and Technical Specifications), any interpretations issued pursuant to the Invitation for Bid, the Contractor’s Bid, permits, notice of intent to award, Notice to Proceed, purchase order(s), any other documents listed in this Agreement, and Modifications [to include written Amendment(s), Change Order(s), Work Directive Change(s) and Field Directive(s)] issued after execution of this Agreement. These form the Agreement, and are as fully a part of the Agreement as if attached or repeated herein. This Agreement represents the entire and integrated agreement between the parties hereto and supersedes prior negotiations, representations or agreements, either written or oral. No other documents shall be considered Contract Documents.

2. Work. The Contractor shall fully execute the Work described in the Contract Documents, except to the extent specifically indicated in the Contract Documents to be the responsibility of others.

3. Date of Commencement and Substantial Completion.

A. Date of Commencement. The date of commencement of the Work shall be the date fixed in a Notice to Proceed issued by the Owner.

B. Contract Time. The Contract Time shall be measured from the date of commencement.

C. Substantial Completion. The Contractor shall achieve Substantial Completion of the entire Work not later than ____ days from the date of commencement, subject to adjustments of this Contract Time as provided in the Contract Documents.

Time is of the essence in the Contract Documents and all obligations thereunder. If the Contractor fails to achieve Substantial Completion of the Work within the Contract Time and as otherwise required by the Contract Documents, the Owner shall be entitled to retain or recover from the Contractor, as liquidated damages and not as a penalty, the sum of \$561.00 per calendar day, commencing upon the first day following expiration of the Contract Time and continuing until the actual date of Substantial Completion. Such liquidated damages are hereby agreed to be a reasonable estimate of damages the Owner will incur as a result of delayed completion of the Work. The Owner may deduct liquidated damages as described in this paragraph from any unpaid amounts then or thereafter due the Contractor under this Agreement. Any liquidated damages not so deducted from any unpaid amounts due the Contractor shall be payable to the Owner at the demand of the Owner, together with interest from the date of the demand at the maximum allowable rate.

4. Contract Sum.

A. Payment. The Owner shall pay the Contractor the Contract Sum in current funds for the Contractor's performance of the Contract. The Contract Sum shall be _____ Dollars and Zero Cents (\$_____), subject to additions and deductions as provided in the Contract Documents.

B. Alternates. None

C. Unit Prices. Unit prices, if any, are reflected in the Contractor's Bid.

5. Payments.

A. Progress Payments.

- (1) Based upon Applications for Payment submitted to the Architect/Engineer by the Contractor and Certificates for Payment issued by the Architect/Engineer, the Owner shall make progress payments on account of the Contract Sum to the Contractor as provided below and elsewhere in the Contract Documents.
- (2) The period covered by each Application for Payment shall be one calendar month ending on the last day of the month.
- (3) Payments shall be made by Owner in accordance with the requirements of Section 218.735, Florida Statutes.
- (4) Each Application for Payment shall be based on the most recent schedule of values submitted by the Contractor in accordance with the Contract Documents. The schedule of values shall allocate the entire Contract Sum among the various portions of the Work. The schedule of values shall be prepared in such form and supported by such data to substantiate its

accuracy as the Architect/Engineer may require. This schedule, unless objected to by the Owner or Architect/Engineer, shall be used as a basis for reviewing the Contractor's Applications for Payment.

- (5) Applications for Payment shall indicate the percentage of completion of each portion of the Work as of the end of the period covered by the Application for Payment.
- (6) Subject to other provisions of the Contract Documents, the amount of each progress payment shall be computed as follows:
 - i. Take that portion of the Contract Sum properly allocable to completed Work as determined by multiplying the percentage completion of each portion of the Work by the share of the Contract Sum allocated to that portion of the Work in the schedule of values, less retainage of ten percent (10.00%). Pending final determination of cost to the Owner of changes in the Work, amounts not in dispute shall be included as provided in Section 3.3.B. of the General Conditions;
 - ii. Add that portion of the Contract Sum properly allocable to materials and equipment delivered and suitably stored at the site for subsequent incorporation in the completed construction (or, if approved in advance by the Owner, suitably stored off the site at a location agreed upon in writing), supported by paid receipts, less retainage of ten percent (10.00%);
 - iii. Subtract the aggregate of previous payments made by the Owner; and
 - iv. Subtract amounts, if any, for which the Architect/Engineer has withheld or nullified an Application for Payment, in whole or in part as provided in Section 3.3.C. of the General Conditions.
- (7) The progress payment amount determined in accordance with Section 5.A(6) shall be further modified under the following circumstances:
 - i. Add, upon Substantial Completion of the Work, a sum sufficient to increase the total payments to the full amount of the Contract Sum, less such amounts as the Architect/Engineer shall determine for incomplete Work, retainage applicable to such work and unsettled claims.
 - ii. Add, if final completion of the Work is thereafter materially delayed through no fault of the Contractor, any additional amounts payable in accordance with Section 3.2.B. of the General Conditions.
- (8) Reduction or limitation of retainage, if any, shall be as follows:

Notwithstanding the foregoing, upon completion of at least 50% of the Work, as determined by the Architect/Engineer and Owner, the Owner shall reduce to five percent (5%) the amount of retainage withheld from each subsequent progress payment.

- (9) Except with the Owner's prior approval, the Contractor shall not make advance payments to suppliers for materials or equipment which have not been delivered and stored at the site.

B. Final Payment. Final Payment, constituting the entire unpaid balance of the Contract Sum, shall be made by the Owner to the Contractor when:

- (1) The Contractor has fully performed the Work except for the Contractor's responsibility to correct Work as provided in Section 2.4.C. of the General Conditions, and to satisfy other requirements, if any, which extend beyond final payment; and

- (2) A final Application for Payment has been approved by the Architect/Engineer.

6. Termination or Suspension.

A. Termination. The Agreement may be terminated by the Owner or the Contractor as provided in Article XIV of the General Conditions.

B. Suspension by Owner. The Work may be suspended by the Owner as provided in Article XIV of the General Conditions.

7. Other Provisions.

A. Substantial Completion Defined. Substantial Completion shall be defined as provided in Article I of the General Conditions. In the event a temporary certificate of occupancy or completion is issued establishing Substantial Completion, the Contractor shall diligently pursue the issuance of a permanent certificate of occupancy or completion.

B. Project Meetings. There shall be a project meeting, at the jobsite or other location acceptable to the parties, on a regularly scheduled basis. The meeting will be attended by a representative of the Contractor, Architect/Engineer and Owner. These representatives shall be authorized to make decisions that are not otherwise contrary to the requirements of this Agreement.

C. Weather. Any rainfall, temperatures below 32 degrees Fahrenheit or winds greater than 25 m.p.h. which actually prevents Work on a given day, shall be considered lost time and an additional day added to the Contract Time, provided no work could be done on site, and provided written notice has been submitted to the Owner by the Contractor documenting same.

D. Shop Drawings; Critical Submittals. In consideration of the impact of timely review of submittals and shop drawings on the overall progress of the Work, it is hereby

agreed that the Owner shall cause his agents and design professionals to accomplish the review of any particular “critical” submittals and/or shop drawings and return same to the Contractor within fourteen (14) days.

E. Applications for Payment. Applications for Payment shall be submitted once monthly at regular intervals and shall include detailed documentation of all costs incurred.

F. Punch List. Within 30 days after obtainment of Substantial Completion, the Owner shall generate a “punch list” of all work items requiring remedial attention by the Contractor. Within 5 days thereafter the Architect/Engineer shall assign a fair value to the punch list items, which sum shall be deducted from the next scheduled progress payment to the Contractor. Upon satisfactory completion of the punch list items, as certified by the Architect/Engineer, the previously deducted sum shall be paid to the Contractor.

G. Closeout documentation. Within 30 days after obtainment of Substantial Completion and before final payment, Contractor shall gather and deliver to Owner all warranty documentation, all manufacturer’s product and warranty literature, all manuals (including parts and technical manuals), all schematics and handbooks, and all as-built drawings.

H. Governing Provisions; Conflicts. In the event of a conflict between this Agreement and the Specifications or as between the General Conditions and the Specifications, the Specifications shall govern.

I. E-Verify. The Contractor’s employment of unauthorized aliens is a violation of Section 274(e) of the Federal Immigration and Employment Act. The Contractor shall utilize the U.S. Department of Homeland Security E-Verify system to verify the employment eligibility of all new employees hired during the term of this Agreement, and shall require the same verification procedure of all Subcontractors.

8. Insurance and Bonding. If and to the extent required by the Invitation for Bid documents, the Contractor shall furnish insurance coverage for (but not necessarily limited to) workers’ compensation, commercial general liability, auto liability, excess liability, and builder’s risk. The Contractor shall furnish to the Owner all appropriate policies and Certificate(s) of Insurance. The Contractor shall also post a Payment and Performance Bond for the Contract Sum, within ten (___) days following notification of intent to award, and otherwise in accordance with the Invitation for Bid documents.

9. Independent Contractor. The Contractor acknowledges that it is functioning as an independent contractor in performing under the terms of this Agreement, and it is not acting as an employee of the Owner.

10. Entire Agreement. This Agreement (inclusive of the Contract Documents incorporated herein by reference) represents the full agreement of the parties.

11. Amendments; Waivers; Assignment.

A. Amendments. This Agreement may be amended only pursuant to an instrument in writing that has been jointly executed by authorized representatives of the parties hereto.

B. Waivers. Neither this Agreement nor any portion of it may be modified or waived orally. However, each party (through its governing body or properly authorized officer) shall have the right, but not the obligation, to waive, on a case-by-case basis, any right or condition herein reserved or intended for the benefit or protection of such party without being deemed or considered to have waived such right or condition for any other case, situation, or circumstance and without being deemed or considered to have waived any other right or condition. No such waiver shall be effective unless made in writing with an express and specific statement of the intent of such governing body or officer to provide such waiver.

C. Assignment. The rights and obligations of either party to this Agreement may be assigned to a third party only pursuant to a written amendment hereto.

12. Validity. Each of the Owner and Contractor represents and warrants to the other its respective authority to enter into this Agreement.

13. Covenant To Defend. Neither the validity of this Agreement nor the validity of any portion hereof may be challenged by any party hereto, and each party hereto hereby waives any right to initiate any such challenge. Furthermore, if this Agreement or any portion hereof is challenged by a third party in any judicial, administrative, or appellate proceeding (each party hereby covenanting with the other party not to initiate, encourage, foster, promote, cooperate with, or acquiesce to such challenge), the parties hereto collectively and individually agree, at their individual sole cost and expense, to defend in good faith its validity through a final judicial determination or other resolution, unless all parties mutually agree in writing not to defend such challenge or not to appeal any decision invalidating this Agreement or any portion thereof.

14. Disclaimer of Third-Party Beneficiaries; Successors and Assigns. This Agreement is solely for the benefit of the parties hereto, and no right, privilege, or cause of action shall by reason hereof accrue upon, to, or for the benefit of any third party. Nothing in this Agreement is intended or shall be construed to confer upon or give any person, corporation, partnership, trust, private entity, agency, or other governmental entity any right, privilege, remedy, or claim under or by reason of this Agreement or any provisions or conditions hereof. This Agreement shall be binding upon, and its benefits and advantages shall inure to, the successors and assigns of the parties hereto.

15. Construction.

A. Headings and Captions. The headings and captions of articles, sections, and paragraphs used in this Agreement are for convenience of reference only and are not intended to define or limit their contents, nor are they to affect the construction of or be taken into consideration in interpreting this Agreement.

B. Legal References. All references to statutory sections or chapters shall be construed to include subsequent amendments to such provisions, and to refer to the successor provision of any such provision. References to “applicable law” and “general law” shall be construed to include provisions of local, state and federal law, whether established by legislative action, administrative rule or regulation, or judicial decision.

16. Severability. The provisions of this Agreement are declared by the parties hereto to be severable. In the event any term or provision of this Agreement shall be held invalid by a court of competent jurisdiction, such invalid term or provision should not affect the validity of any other term or provision hereof; and all such terms and provisions hereof shall be enforceable to the fullest extent permitted by law as if such invalid term or provision had never been part of this Agreement; provided, however, if any term or provision of this Agreement is held to be invalid due to the scope or extent thereof, then, to the extent permitted by law, such term or provision shall be automatically deemed modified in order that it may be enforced to the maximum scope and extent permitted by law.

17. Governing Law; Venue. This Agreement shall be governed by the laws of the State of Florida. Venue for any petition for writ of certiorari or other court action allowed by this Agreement shall be in the Circuit Court of the Twelfth Judicial Circuit in and for Manatee County, Florida.

18. Attorney's Fees and Costs. In any claim dispute procedure or litigation arising from this Agreement, each party hereto shall be solely responsible for paying its attorney's fees and costs.

19. Notices. All notices, comments, consents, objections, approvals, waivers, and elections under this Agreement shall be in writing and shall be given only by hand delivery for which a receipt is obtained, or certified mail, prepaid with confirmation of delivery requested, or by electronic mail with delivery confirmation. All such communications shall be addressed to the applicable addressees set forth below or as any party may otherwise designate in the manner prescribed herein.

To the Owner:

Manatee County Public Works
Attention: Sherri Robinson, Project Manager
1022 26th Avenue East
Bradenton, FL 34208
Email: sherri.robinson@mymanatee.org

To the Contractor:

Email: _____

Notices, comments, consents, objections, approvals, waivers, and elections shall be deemed given when received by the party for whom such communication is intended at such party's address herein specified, or such other physical address or email address as such party may have substituted by notice to the other.

20. Exhibits. Exhibits to this Agreement are as follows:

Exhibit A—Title(s) of Drawings

Exhibit B—Title(s) of Specifications

Exhibit C—Affidavit of No Conflict

Exhibit D—Certificate(s) of Insurance

Exhibit E—Payment and Performance Bond

Exhibit F—Standard Forms

- 1—Application for Payment
- 2—Certificate of Substantial Completion
- 3—Final Reconciliation / Warranty / Affidavit
- 4—Change Order
- 5—Public Construction Bond Form

WHEREFORE, the parties hereto have executed this Agreement as of the date last executed below.

Name of Contractor

By: _____

Printed Name: _____

Title: _____

Date: _____

MANATEE COUNTY, a political subdivision
of the State of Florida

By: _____

Printed Name: Melissa Wendel, CPPO

Title: Purchasing Official

Date: _____

GENERAL CONDITIONS
of the
CONSTRUCTION AGREEMENT

TABLE OF CONTENTS FOR GENERAL CONDITIONS

	<u>Page</u>
Article I-- Definitions	GC-1
1.1 Definitions	GC-1
A. Acceptance	GC-1
B. Application for Payment.....	GC-1
C. Architect/Engineer	GC-1
D. Change Order	GC-1
E. Compensable Delay.....	GC-1
F. Contractor's Personnel	GC-1
G. Construction Services	GC-1
H. Contract Sum	GC-1
I. Construction Team	GC-1
J. Contract Time	GC-1
K. Days	GC-1
L. Defective	GC-2
M. Excusable Delay	GC-2
N. Field Directive	GC-2
O. Final Completion Date	GC-2
P. Float or Slack Time	GC-2
Q. Force Majeure	GC-2
R. Inexcusable Delay	GC-2
S. Non-prejudicial Delay	GC-2
T. Notice to Proceed	GC-2
U. Owner	GC-2
V. Owner's Project Representative.....	GC-2
W. Payment and Performance Bond.....	GC-3
X. Permitting Authority.....	GC-3
Y. Prejudicial Delay.....	GC-3
Z. Progress Report.....	GC-3
AA. Project.....	GC-3
BB. Project Costs.....	GC-3
CC. Project Manager.....	GC-3
DD. Project Plans and Specifications	GC-3
EE. Project Schedule	GC-3
FF. Project Site.....	GC-3
GG. Pre-operation Testing	GC-3
HH. Procurement Ordinance.....	GC-4
II. Punch List Completion Date	GC-4
JJ. Subcontractor	GC-4
KK. Substantial Completion and Substantially Complete	GC-4
LL. Substantial Completion Date	GC-4
MM. Substitute	GC-4
NN. Unit Price Work.....	GC-4
OO. Work.....	GC-4
PP. Work Directive Change	GC-4

Article II-- Relationship and Responsibilities..... GC-5

2.1 Relationship between Contractor and Owner	GC-5
A. Purpose.....	GC-5
B. Construction Team	GC-5
C. Owner's Reliance on Bid (or GMP).....	GC-5
2.2 General Contractor Responsibilities	GC-5
A. Personnel.....	GC-5
B. Cooperation with Architect/Engineer.....	GC-6
C. Timely Performance	GC-6
D. Duty to Defend Work.....	GC-6
E. Trade and Industry Terminology.....	GC-6
2.3 Project Schedule.....	GC-6
2.4 Construction Services	GC-7
A. Construction of Project	GC-7
B. Notice to Proceed	GC-7
C. Quality of Work	GC-8
D. Materials	GC-8
E. Accountability for Work	GC-8
F. Contract Sum.....	GC-8
G. Governing Specifications	GC-8
H. Adherence to Project Schedule	GC-8
I. Superintendent.....	GC-9
J. Work Hours	GC-9
K. Overtime-Related Costs.....	GC-9
L. Insurance, Overhead and Utilities.....	GC-9
M. Cleanliness.....	GC-9
N. Loading	GC-10
O. Safety and Protection	GC-10
P. Emergencies	GC-10
Q. Substitutes	GC-10
R. Surveys and Stakes	GC-11
S. Suitability of Project Site	GC-11
T. Project Specification Errors.....	GC-12
U. Remediation of Contamination	GC-12
V. Interfacing	GC-13
W. Job Site Facilities	GC-13
X. Weather Protection.....	GC-14
Y. Performance and Payment Bond.....	GC-14
Z. Construction Phase; Building Permit; Code Inspection	GC-14
(1) Building Permit	GC-14
(2) Code Inspections	GC-14
(3) Contractor's Personnel.....	GC-15
(4) Lines of Authority	GC-15
AA. Quality Control	GC-15
BB. Management of Subcontractors	GC-15
CC. Job Requirements	GC-16
DD. As-Built Drawings.....	GC-17
EE. Progress Reports.....	GC-18

<i>FF. Contractor's Warranty</i>	GC-18
<i>GG. Apprentices</i>	GC-18
<i>HH. Schedule of Values</i>	GC-18
<i>II. Other Contracts</i>	GC-19
Article III-- Compensation	GC-19
3.1 Compensation	GC-19
<i>A. Adjustments</i>	GC-19
<i>B. Valuation</i>	GC-19
<i>C. Unit Price Work</i>	GC-19
3.2 Schedule of Compensation	GC-20
<i>A. Periodic Payments for Services</i>	GC-20
<i>B. Payment for Materials and Equipment</i>	GC-20
<i>C. Credit toward Contract Sum</i>	GC-20
3.3 Invoice and Payment.....	GC-20
<i>A. Invoices</i>	GC-20
<i>B. Additional Information; Processing of Invoices</i>	GC-20
<i>C. Architect/Engineer's Approval</i>	GC-21
<i>D. Warrants of Contractor with Respect to Payments</i>	GC-21
<i>E. All Compensation Included</i>	GC-21
Article IV-- Subcontractors	GC-21
4.1 Subcontracts	GC-21
<i>A. Subcontracts Generally</i>	GC-21
<i>B. No Damages for Delay</i>	GC-22
<i>C. Subcontractual Relations</i>	GC-22
<i>D. Insurance; Acts & Omissions</i>	GC-22
4.2 Relationship and Responsibilities	GC-22
4.3 Payments to Subcontractors; Monthly Statements.....	GC-22
<i>A. Payment</i>	GC-23
<i>B. Final Payment of Subcontractors</i>	GC-23
4.4 Responsibility for Subcontractors.....	GC-23
4.5 Contingent Assignment of Subcontracts.....	GC-23
Article V-- Changes in Work	GC-24
5.1 General.....	GC-24
5.2 Minor Changes in the Work.....	GC-24
5.3 Emergencies	GC-24
5.4 Concealed Conditions	GC-24
5.5 Hazardous Materials	GC-25
5.6 Change Orders; Adjustments to Contract Sum	GC-25
<i>A. Change Orders Generally</i>	GC-25
5.7 Unit Prices.....	GC-26
5.8 Owner-Initiated Changes	GC-26
5.9 Unauthorized Work.....	GC-26
5.10 Defective Work.....	GC-26
5.11 Estimates for Changes.....	GC-26

5.12 Form of Proposed Changes	GC-26
5.13 Changes to Contract Time	GC-26
Article VI-- Role of Architect/Engineer	GC-27
6.1 General	GC-27
<i>A. Retaining</i>	GC-27
<i>B. Duties</i>	GC-27
<i>C. Termination</i>	GC-27
6.2 Administration	GC-27
<i>A. Site Visits</i>	GC-27
<i>B. Reporting</i>	GC-28
6.3 Interpretation of Project Plans and Specifications	GC-28
6.4 Rejection of Non-Conforming Work	GC-28
6.5 Correction of Work	GC-28
6.6 Timely Performance of Architect/Engineer	GC-28
Article VII-- Owner's Rights and Responsibilities.....	GC-29
7.1 Project Site; Title	GC-29
7.2 Project Plans and Specifications; Architect/Engineer	GC-29
7.3 Surveys; Soil Tests and Other Project Site Information	GC-29
7.4 Information; Communication; Coordination	GC-30
7.5 Governmental Body	GC-30
7.6 Pre-Completion Acceptance	GC-30
7.7 Ownership and Use of Drawings, Specifications and Other Instruments of Service	GC-30
7.8 Owner's Project Representative	GC-31
<i>A. Responsibilities</i>	GC-31
<i>B. Limitations</i>	GC-31
Article VIII-- Resolution of Disagreements; Claims for Compensation	GC-32
8.1 Owner to Decide Disputes	GC-32
8.2 Finality	GC-32
8.3 No Damages for Delay	GC-32
8.4 Permitted Claims Procedure	GC-32
8.5 Contract Claims and Disputes	GC-33
8.6 Claims for Consequential Damages	GC-33
Article IX—Indemnity	GC-34
9.1 Indemnity	GC-34
<i>A. Indemnification Generally</i>	GC-34
<i>B. Claims by Employees</i>	GC-34
9.2 Duty to Defend	GC-34
Article X-- Accounting Records; Ownership of Documents	GC-35
10.1 Accounting Records	GC-35

10.2	Inspection and Audit	GC-35
10.3	Access	GC-35
10.4	Ownership of Documents.....	GC-35
Article XI-- Public Contract Laws		GC-35
11.1	Equal Opportunity Employment	GC-35
	<i>A. Employment</i>	GC-35
	<i>B. Participation</i>	GC-36
11.2	Immigration Reform and Control Act of 1986	GC-36
11.3	No Conflict of Interest	GC-36
	<i>A. No Interest in Business Activity</i>	GC-36
	<i>B. No Appearance of Conflict</i>	GC-36
11.4	Truth in Negotiations	GC-36
11.5	Public Entity Crimes	GC-37
Article XII-- Force Majeure, Fire or Other Casualty		GC-37
12.1	Force Majeure	GC-37
	<i>A. Unavoidable Delays</i>	GC-37
	<i>B. Concurrent Contractor Delays</i>	GC-37
	<i>C. Notice; Mitigation</i>	GC-37
12.2	Casualty; Actions by Owner and Contractor	GC-37
12.3	Approval of Plans and Specifications	GC-38
12.4	Notice of Loss or Damage	GC-38
Article XIII-- Representations, Warranties and Covenants		GC-38
13.1	Representations and Warranties of Contractor	GC-38
13.2	Representations of the Owner	GC-41
Article XIV-- Termination and Suspension.....		GC-42
14.1	Termination for Cause by Owner.....	GC-42
	<i>A. Nonperformance</i>	GC-42
	<i>B. Insolvency</i>	GC-42
	<i>C. Illegality</i>	GC-43
	<i>D. Rights of Owner</i>	GC-43
14.2	Termination without Cause by Owner	GC-43
	<i>A. Release of Contractor</i>	GC-43
	<i>B. Waiver of Protest</i>	GC-44
14.3	Suspension without Cause	GC-44
14.4	Termination Based Upon Abandonment, Casualty or Force Majeure	GC-44
14.5	Vacation of Project Site; Delivery of Documents.....	GC-44
14.6	Termination by the Contractor.....	GC-44

GENERAL CONDITIONS
ARTICLE I
DEFINITIONS

1.1 Definitions. For purposes of the Contract Documents, the following terms shall have the following meanings.

A. Acceptance: The acceptance of the Project into the Owner's operating public infrastructure.

B. Application for Payment: The form approved and accepted by the Owner, which is to be used by Contractor in requesting progress payments or final payment and which is to include such supporting documentation as is required by the Contract Documents.

C. Architect/Engineer: John S. Shoun, registered and licensed to do business in the State of Florida.

D. Change Order: A written order signed by the Owner, the Architect/Engineer and the Contractor authorizing a change in the Project Plans and/or Specifications and, if necessary, a corresponding adjustment in the Contract Sum and/or Contract Time, pursuant to Article V.

E. Compensable Delay: Any delay beyond the control and without the fault or negligence of the Contractor resulting from Owner-caused changes in the Work, differing site conditions, suspensions of the Work, or termination for convenience by Owner.

F. Contractor's Personnel: The Contractor's key personnel designated by Contractor.

G. Construction Services: The Construction Services to be provided by Contractor pursuant to Section 2.4, in accordance with the terms and provisions of the Contract Documents.

H. Contract Sum: The total compensation to be paid to the Contractor for Construction Services rendered pursuant to the Contract Documents, as set forth in Contractor's Bid (or Guaranteed Maximum Price Addendum), unless adjusted in accordance with the terms of the Contract Documents.

I. Construction Team: The working team established pursuant to Section 2.1.B.

J. Contract Time: The time period during which all Construction Services are to be completed pursuant to the Contract Documents, to be set forth in the Project Schedule.

K. Days: Calendar days except when specified differently. When time is referred to in the Contract Documents by days, it will be computed to exclude the first and

include the last day of such period. If the last day of any such period falls on a Saturday or Sunday or legal holiday, such day will be omitted from the computation.

L. Defective: When modifying the term “Work”, referring to Work that is unsatisfactory, faulty or deficient, or does not conform to the Contract Documents, or that does not meet the requirements of any inspection, reference standard, test or approval referred to in the Contract Documents, or that has been damaged prior to Owner’s approval of final payment (unless responsibility for the protection thereof has been assumed by Owner).

M. Excusable Delay: Any delay beyond the control and without the negligence of the Contractor, the Owner, or any other contractor caused by events or circumstances such as, but not limited to, acts of God or of a public enemy, fires, floods, freight embargoes, acts of government other than Owner or epidemics. Labor disputes and above average rainfall shall give rise only to excusable delays.

N. Field Directive: A written order issued by Owner which orders minor changes in the Work not involving a change in Contract Time, to be paid from the Owner’s contingency funds.

O. Final Completion Date: The date upon which the Project is fully constructed and all Work required on the Project and Project Site is fully performed as verified in writing by the Owner.

P. Float or Slack Time: The time available in the Project Schedule during which an unexpected activity can be completed without delaying substantial completion of the Work.

Q. Force Majeure: Those conditions constituting excuse from performance as described in and subject to the conditions described in Article XII.

R. Inexcusable Delay: Any delay caused by events or circumstances within the control of the Contractor, such as inadequate crewing, slow submittals, etc., which might have been avoided by the exercise of care, prudence, foresight or diligence on the part of the Contractor.

S. Non-prejudicial Delay: Any delay impacting a portion of the Work within the available total Float or Slack Time and not necessarily preventing Substantial Completion of the Work within the Contract Time.

T. Notice to Proceed: Written notice by Owner (after execution of Contract) to Contractor fixing the date on which the Contract Time will commence to run and on which Contractor shall start to perform the Work.

U. Owner: Manatee County, a political subdivision of the State of Florida.

V. Owner’s Project Representative: The individual designated by Owner to perform those functions set forth in Section 7.8.

W. Payment and Performance Bond: The Payment and Performance Bond security posted pursuant to Section 2.4.Y to guarantee payment and performance by the Contractor of its obligations hereunder.

X. Permitting Authority: Any applicable governmental authority acting in its governmental and regulatory capacity which is required to issue or grant any permit, certificate, license or other approval which is required as a condition precedent to the commencement or approved of the Work, or any part thereof, including the building permit.

Y. Prejudicial Delay: Any excusable or compensable delay impacting the Work and exceeding the total float available in the Project Schedule, thus preventing completion of the Work within the Contract Time unless the Work is accelerated.

Z. Progress Report: A report to Owner that includes all information required pursuant to the Contract Documents and submitted in accordance with Section 2.4.EE, hereof.

AA. Project: The total construction of which the Work performed under the Contract Documents may be the whole or a part and which may include construction by Owner and by separate contractors. For the purposes of the Contract Documents, the term Project shall include all areas of proposed improvements and all areas which may reasonably be judged to have an impact on the Project.

BB. Project Costs: The costs incurred by the Contractor to plan, construct and equip the Project and included within, and paid as a component of, the Contract Sum.

CC. Project Manager: Subject to the prior written consent of Owner, the individual designated to receive notices on behalf of the Contractor, or such other individual designated by the Contractor, from time to time, pursuant to written notice in accordance with the Contract Documents.

DD. Project Plans and Specifications: The one hundred percent (100%) construction drawings and specifications prepared by the Architect/Engineer, and any changes, supplements, amendments or additions thereto approved by the Owner, which shall also include any construction drawings and final specifications required for the repair or construction of the Project, as provided herein.

EE. Project Schedule: The schedule and sequence of events for the commencement, progression and completion of the Project, developed pursuant to Section 2.3., as such schedule may be amended as provided herein.

FF. Project Site: The site depicted in the Project Plans and Specifications, inclusive of all rights of way, temporary construction easements or licensed or leased sovereign lands.

GG. Pre-operation Testing: All field inspections, installation checks, water tests, performance tests and necessary corrections required of Contractor to demonstrate that

individual components of the Work have been properly constructed and do operate in accordance with the Contract Documents for their intended purposes.

HH. Procurement Ordinance: The Manatee County Procurement Code, Chapter 2-26 of the Manatee County Code of Laws, as amended from time to time.

II. Punch List Completion Date: The date upon which all previously incomplete or unsatisfactory items, as identified by the Contractor, the Architect/Engineer and/or the Owner are completed in a competent and workmanlike manner, consistent with standards for Work of this type and with good building practices in the State of Florida.

JJ. Subcontractor: Any individual (other than a direct employee of the Contractor) or organization retained by Contractor to plan, construct or equip the Project pursuant to Article IV.

KK. Substantial Completion and Substantially Complete: The stage in the progress of the Work when the Work or designated portion thereof is sufficiently complete in accordance with the Contract Documents so that the Owner can occupy or utilize the Work for its intended use; provided, however, that as a condition precedent to Substantial Completion, the Owner has received all certificates of occupancy or completion and other permits, approvals, licenses, and other documents from any governmental authority which are necessary for the beneficial occupancy of the Project.

LL. Substantial Completion Date: The date on which the Project is deemed to be Substantially Complete, as evidenced by receipt of (i) the Architect/Engineer's certificate of Substantial Completion, (ii) written Acceptance of the Project by the Owner, and (iii) approvals of any other authority as may be necessary or otherwise required.

MM. Substitute: Materials or equipment offered by the Contractor as an alternative to that set forth in the Project Plans and Specifications, where (i) the Project Plans and Specifications do not authorize an "approved equal", or (ii) the Owner, in its reasonable discretion, determines that a pre-authorized "approved equal" will result in a substantial change to the Work because of cost, quality or other difference in comparison to the materials or equipment specified.

NN. Unit Price Work: Work to be paid for on the basis of unit prices.

OO. Work: The term "Work" means the construction and services required by the Contract Documents, whether completed or partially completed, and includes all labor, materials, equipment and services provided or to be provided by the Contractor to fulfill the Contractor's obligations. The Work may constitute the whole or a part of the Project.

PP. Work Directive Change: A written directive to Contractor, issued on or after the effective date of the Agreement pursuant to Section 5.8 and signed by Owner's Project Representative, ordering an addition, deletion or revision in the Work, or responding to differing or unforeseen physical conditions under which the Work is to be performed or responding to emergencies.

ARTICLE II RELATIONSHIP AND RESPONSIBILITIES

2.1 Relationship between Contractor and Owner. The Contractor accepts the relationship of trust and confidence established with Owner pursuant to the Contract Documents. The Contractor shall furnish its best skill and judgment and cooperate with Owner and Owner's Project Representative in furthering the interests of the Owner. The Contractor agrees to provide the professional services required to complete the Project consistent with the Owner's direction and the terms of the Contract Documents. All services provided hereunder by Contractor, either directly or through Subcontractors, shall be provided in accordance with sound construction practices and applicable professional construction standards.

A. Purpose. The purpose of the Contract Documents is to provide for the provision of construction services for the Project on the Project Site by the Contractor, and construction of the Project by the Contractor in accordance with the Project Plans and Specifications. The further purpose of the Contract Documents is to define and delineate the responsibilities and obligations of the parties to the Contract Documents and to express the desire of all such parties to cooperate together to accomplish the purposes and expectations of the Contract Documents.

B. Construction Team. The Contractor, Owner and Architect/Engineer shall be called the "Construction Team" and shall work together as a team commencing upon full execution of the Contract Documents through Substantial Completion. As provided in Section 2.2, the Contractor and Architect/Engineer shall work jointly through completion and shall be available thereafter should additional services be required. The Contractor shall provide leadership to the Construction Team on all matters relating to construction. The Contractor understands, acknowledges and agrees that the Architect/Engineer shall provide leadership to the Construction Team on all matters relating to design.

C. Owner's Reliance on Bid (or Guaranteed Maximum Price Addendum). The Contractor acknowledges that the representations, statements, information and pricing contained in its Bid (or Guaranteed Maximum Price Addendum) have been relied upon by the Owner and have resulted in the award of this Project to the Contractor.

2.2 General Contractor Responsibilities. In addition to the other responsibilities set forth herein, the Contractor shall have the following responsibilities pursuant to the Contract Documents:

A. Personnel. The Contractor represents that it has secured, or shall secure, all personnel necessary to perform the Work, none of whom shall be employees of the Owner. Primary liaison between the Contractor and the Owner shall be through the Owner's Project Representative and Contractor's Project Manager. All of the services required herein shall be performed by the Contractor or under the Contractor's supervision, and all personnel engaged in the Work shall be fully qualified and shall be authorized or permitted under law to perform such services.

B. Cooperation with Architect/Engineer. The Contractor's services shall be provided in conjunction with the services of the Architect/Engineer. In the performance of professional services, the Contractor acknowledges that time is critical for Project delivery. The Contractor acknowledges that timely construction utilizing the services of an Architect/Engineer and a Contractor requires maximum cooperation between all parties.

C. Timely Performance. The Contractor shall perform all services as expeditiously as is consistent with professional skill and care and the orderly progress of the Work, in accordance with the Project Schedule. Verification of estimated Project Schedule goals will be made as requested by the Owner.

D. Duty to Defend Work. In the event of any dispute between the Owner and any Permitting Authority that relates to the quality, completeness or professional workmanship of the Contractor's services or Work, the Contractor shall, at its sole cost and expense, cooperate with the Owner to defend the quality and workmanship of the Contractor's services and Work.

E. Trade and Industry Terminology. It is the intent of the Contract Documents to describe a functionally complete Project (or part thereof) to be constructed in accordance with the Contract Documents. Any Work, materials or equipment that may reasonably be inferred from the Contract Documents as being required to produce the intended result will be supplied whether or not specifically called for. When words which have a well-known technical or trade meaning are used to describe Work, materials, or equipment, such words shall be interpreted in accordance with that meaning. Reference to standard specifications, manuals or codes of any technical society, organization or association, or to the laws or regulations of any governmental authority, whether such reference be specific or by implication, shall mean the latest standard specification, manual, code or laws or regulations in effect at the time of opening of Bids (or at the time of execution of the Guaranteed Maximum Price Addendum), except as may be otherwise specifically stated. However, no provision of any referenced standard specification, manual or code (whether or not specifically incorporated by reference in the Contract Documents) shall be effective to change the duties and responsibilities of Owner or Contractor, or any of their agents or employees from those set forth in the Contract Documents. Computed dimensions shall govern over scaled dimensions.

2.3 Project Schedule. The Contractor, within ten (10) days after being awarded the Contract, shall prepare and submit for the Owner's and Architect/Engineer's information a Contractor's construction schedule for the Work. The schedule shall not exceed time limits current under the Contract Documents, shall be revised at appropriate intervals as required by the conditions of the Work and Project, shall be related to the entire Project to the extent required by the Contract Documents, and shall provide for expeditious and practicable execution of Work.

- A. The Project Schedule shall show a breakdown of all tasks to be performed, and their relationship in achieving the completion of each phase of Work, subject to review of Owner and Architect/Engineer and approval or rejection by Owner. The Project Schedule shall show, at a minimum, the approximate dates on which each segment of the Work is expected to be started and finished, the proposed traffic flows during each month, the anticipated earnings by the Contractor for each month and the

approximate number of crews and equipment to be used. The Project Schedule shall include all phases of procurement, approval of shop drawings, proposed Change Orders in progress, schedules for Change Orders, and performance testing requirements. The Project Schedule shall include a construction commencement date and Project Substantial Completion Date, which dates shall accommodate known or reasonably anticipated geographic, atmospheric and weather conditions.

- B. The Project Schedule shall serve as the framework for the subsequent development of all detailed schedules. The Project Schedule shall be used to verify Contractor performance and to allow the Owner's Project Representative to monitor the Contractor's efforts.
- C. The Project Schedule may be adjusted by the Contractor pursuant to Article V. The Owner shall have the right to reschedule Work provided such rescheduling is in accord with the remainder of terms of the Contract Documents.
- D. The Contractor shall prepare a submittal schedule, promptly after being awarded the Contract and thereafter as necessary to maintain a current submittal schedule, and shall submit the schedule(s) for the Architect/Engineer's approval. The Architect/Engineer's approval shall not be unreasonably delayed or withheld. The submittal schedule shall (1) be coordinated with the Contractor's construction schedule, and (2) allow the Architect/Engineer reasonable time to review submittals. If the Contractor fails to submit a submittal schedule, the Contractor shall not be entitled to any increase in Contract Sum or extension of Contract Time based on the time required for review of submittals.
- E. The Contractor shall perform the Work in general accordance with the most recent schedules submitted to the Owner and Architect/Engineer.

2.4 Construction Services. The Contractor shall provide the following Construction Services:

A. Construction of Project. The Contractor shall work from the receipt of a Notice to Proceed through the Substantial Completion of the Project in accordance with the terms of the Contract Documents to manage the construction of the Project. The Construction Services provided by the Contractor to construct the Project shall include without limitation (1) all services necessary and commensurate with established construction standards, and (2) all services described in the Invitation for Bid (or Request for Proposal) and the Bid (or Guaranteed Maximum Price Addendum).

B. Notice to Proceed. A Notice to Proceed may be given at any time within thirty (30) days after the effective date of the Agreement. Contractor shall start to perform the Work on the date specified in the Notice to Proceed, but no Work shall be done at the site prior to the issuance of the Notice to Proceed.

C. Quality of Work. If at any time the labor used or to be used appears to the Owner as insufficient or improper for securing the quality of Work required or the required rate of progress, the Owner may order the Contractor to increase its efficiency or to improve the character of its Work, and the Contractor shall conform to such an order. Any such order shall not entitle Contractor to any additional compensation or any increase in Contract Time. The failure of the Owner to demand any increase of such efficiency or any improvement shall not release the Contractor from its obligation to secure the quality of Work or the rate of progress necessary to complete the Work within the limits imposed by the Contract Documents. The Owner may require the Contractor to remove such personnel as the Owner deems incompetent, careless, insubordinate or otherwise objectionable, or whose continued employment on the Project is deemed to be contrary to the Owner's interest. The Contractor shall provide good quality workmanship and shall promptly correct construction defects without additional compensation. Acceptance of the Work by the Owner shall not relieve the Contractor of the responsibility for subsequent correction of any construction defects.

D. Materials. All materials and equipment shall be of good quality and new, except as otherwise provided in the Contract Documents. If required by Architect/Engineer, Contractor shall furnish satisfactory evidence (including reports of required tests) as to the kind and quality of materials and equipment. All materials and equipment shall be applied, installed, connected, erected, used, cleaned and conditioned in accordance with the instruction of the applicable supplier except as otherwise provided in the Contract Documents.

E. Accountability for Work. The Contractor shall be solely accountable for its Work, including plans review and complete submittals. The Contractor shall be solely responsible for means, methods, techniques, sequences and procedures of construction. In the event that a specific means, method, technique, sequence or procedure of construction is required by the Contract Documents, the Contractor may utilize an alternative means, method, technique, sequence or procedure acceptable to the Architect/Engineer if the Contractor submits sufficient information to allow the Architect/Engineer to determine that the alternative is equivalent to that required by the Contract Documents.

F. Contract Sum. The Contractor shall construct the Project so that the Project can be built for a cost not to exceed the Contract Sum.

G. Governing Specifications. The Project shall be constructed in accordance with applicable Owner design standards and guidelines. In the absence of specified Owner design standards or guidelines, the Architect/Engineer shall use, and the Contractor shall comply with, the most recent version of the applicable FDOT or AASHTO design standards. In general, the Project shall be constructed by the Contractor in accordance with applicable industry standards. The Contractor shall be responsible for utilizing and maintaining current knowledge of any laws, ordinances, codes, rules, regulations, standards, guidelines, special conditions, specifications or other mandates relevant to the Project or the services to be performed.

H. Adherence to Project Schedule. The development and equipping of the Project shall be undertaken and completed in accordance with the Project Schedule, and within the Contract Time described therein.

I. Superintendent. The Contractor shall employ a competent superintendent and necessary assistants who shall be in attendance at the Project Site during performance of the Work. The superintendent shall represent the Contractor, and communications given to the superintendent shall be as binding as if given to the Contractor.

(1) The Contractor, as soon as practicable after award of the Contract, shall furnish in writing to the Owner through the Architect/Engineer the name and qualifications of the proposed superintendent. The Architect/Engineer may reply within 14 days to the Contractor in writing stating (1) whether the Owner or the Architect/Engineer has reasonable objection to the proposed superintendent or (2) that the Architect/Engineer requires additional time to review. Failure of the Architect/Engineer to reply within 14 days shall constitute notice of no reasonable objection.

(2) The Contractor shall not employ a proposed superintendent to whom the Owner or Architect/Engineer has made reasonable and timely objection. The Contractor shall not change the superintendent without the Owner's consent, which shall not be unreasonably withheld or delayed.

J. Work Hours. Contractor shall provide competent, suitable qualified personnel to survey and lay out the Work and perform construction as required by the Contract Documents. Contractor shall at all times maintain good discipline and order at the site. Except in connection with the safety or protection of persons or the Work or property at the site or adjacent thereto and except as otherwise indicated in the Contract Documents, all Work at the site shall be performed during regular working hours, and Contractor shall not permit overtime work or the performance of Work on a Saturday, Sunday or legal holiday without Owner's written consent given after prior notice to Architect/Engineer (at least seventy-two (72) hours in advance).

K. Overtime-Related Costs. Contractor shall pay for all additional Architect/Engineering charges, inspection costs and Owner staff time for any overtime work which may be authorized. Such additional charges shall be a subsidiary obligation of Contractor and no extra payment shall be made by Owner on account of such overtime work. At Owner's option, such overtime costs may be deducted from Contractor's monthly payment request or Contractor's retainage prior to release of final payment.

L. Insurance, Overhead and Utilities. Unless otherwise specified, Contractor shall furnish and assume full responsibility for all bonds, insurance, materials, equipment, labor, transportation, construction equipment and machinery, tools, appliances, fuel, power, light, heat, telephone, water, sanitary facilities, temporary facilities and all other facilities and incidentals necessary for the furnishing, performance, testing, start-up and completion of the Work.

M. Cleanliness. The Contractor shall keep the premises and surrounding area free from accumulation of waste materials or rubbish caused by operations under the Contract. At completion of the Work, the Contractor shall remove waste materials, rubbish, the Contractor's tools, construction equipment, machinery and surplus materials from and about the Project Site. Contractor shall restore to original conditions all property not designated for alteration by the Contract Documents. If the Contractor fails to clean up as provided in the

Contract Documents, the Owner may do so and Owner shall be entitled to reimbursement from Contractor.

N. Loading. Contractor shall not load nor permit any part of any structure to be loaded in any manner that will endanger the structure, nor shall Contractor subject any part of the Work or adjacent property to stresses or pressures that will endanger it.

O. Safety and Protection. Contractor shall comply with the Florida Department of Commerce Safety Regulations and any local safety regulations. Contractor shall be responsible for initiating, maintaining and supervising all safety precautions and programs in connection with the Work. Contractor shall take all necessary precautions for the safety of and shall provide the necessary protection to prevent damage, injury or loss to:

- (1) All employees on the Work and other persons and organizations who may be affected thereby;
- (2) All the Work and materials and equipment to be incorporated therein, whether in storage on or off the Project Site; and
- (3) Other property at the Project Site or adjacent thereto, including trees, shrubs, lawns, walks, pavements, roadways, structures, utilities and underground facilities not designated for removal, relocation or replacement in the course of construction.

Contractor shall comply with all applicable laws and regulations of any public body having jurisdiction for the safety of persons or property or to protect them from damage, injury or loss, and shall erect and maintain all necessary safeguards for such safety and protection. Contractor shall provide and maintain all passageways, guard fences, lights and other facilities for the protection required by public authority or local conditions. Contractor shall provide reasonable maintenance of traffic for the public and preservation of the Owner's business, taking into full consideration all local conditions. Contractor's duties and responsibilities for safety and protection with regard to the Work shall continue until such time as all the Work is completed.

P. Emergencies. In emergencies affecting the safety or protection of persons or the Work or property at the Project Site or adjacent thereto, Contractor, without special instruction or authorization from Architect/Engineer or Owner, shall act to prevent threatened damage, injury or loss. Contractor shall give Owner prompt written notice if Contractor believes that any significant changes in the Work or variations from the Contract Documents have been caused thereby. If Owner determines that a change in the Project is required because of the action taken in response to an emergency, a Work Directive Change or Change Order will be issued to document the consequences of the changes or variation.

Q. Substitutes. For Substitutes not included with the Bid (or Guaranteed Maximum Price Addendum), but submitted after the effective date of the Agreement (or Guaranteed Maximum Price Addendum), Contractor shall make written application to Architect/Engineer for acceptance thereof, certifying that the proposed Substitute will perform adequately the functions and achieve the results called for by the general design, be similar and of equal substance to that specified and be suited to the same use as that specified. The

application will also contain an itemized estimate of all costs and delays or schedule impacts that will result directly or indirectly from review, acceptance and provision of such Substitute, including costs of redesign and claims of other contractors affected by the resulting change, all of which will be considered by the Architect/Engineer in evaluating the proposed Substitute. Architect/Engineer may require Contractor to furnish at Contractor's expense, additional data about the proposed Substitute. In rendering a decision, Owner, Architect/Engineer and Contractor shall have access to any available Float Time in the Project Schedule. In the event that Substitute materials or equipment not included as part of the Bid (or Guaranteed Maximum Price Addendum), but proposed after the effective date of the Agreement, are accepted and are less costly than the originally specified materials or equipment, then the net difference in cost shall be credited to the Owner and an appropriate Change Order executed to adjust the Contract Sum.

- (1) Architect/Engineer will be allowed a reasonable time within which to evaluate each proposed Substitute. Architect/Engineer will be the sole judge of acceptability and no Substitute will be ordered, installed or utilized without Architect/Engineer's prior written acceptance which will be evidenced by either a Change Order or an approved shop drawing. Owner may require Contractor to furnish at Contractor's expense a special performance guarantee or other surety with respect to any Substitute.
- (2) Contractor shall reimburse Owner for the charges of Architect/Engineer and Architect/Engineer's Consultants for evaluating each proposed Substitute submitted after the effective date of the Agreement and all costs resulting from any delays in the Work while the Substitute was undergoing review.

R. Surveys and Stakes. The Contractor shall furnish, free of charge, all labor, stakes, surveys, batter boards for structures, grade lines and other materials and supplies and shall set construction stakes and batter boards for establishing lines, position of structures, slopes and other controlling points necessary for the proper prosecution of the Work. Where rights-of-way, easements, property lines or any other conditions which make the lay-out of the Project or parts of the Project critical are involved, the Contractor shall employ a competent surveyor who is registered in the State of Florida for lay-out and staking. These stakes and marks shall constitute the field control by and in accord with which the Contractor shall govern and execute the Work. The Contractor shall be held responsible for the preservation of all stakes and marks and if for any reason any of the stakes or marks or batter boards become destroyed or disturbed, they shall be immediately and accurately replaced by the Contractor.

S. Suitability of Project Site. The Contractor has, by careful examination, satisfied itself as to the nature and location of the Work and all other matters which can in any way affect the Work, including, but not limited to details pertaining to borings, as shown on the drawings. Such boring information is not guaranteed to be more than a general indication of the materials likely to be found adjacent to holes bored at the Project Site, approximately at the locations indicated. The Contractor has examined boring data, where available, made its own interpretation of the subsurface conditions and other preliminary data, and has based its Bid (or Guaranteed Maximum Price Addendum) on its own opinion of the conditions likely to be encountered. Except as specifically provided in Sections 2.4.U., 5.4 and 5.5, no extra

compensation or extension of time will be considered for any Project Site conditions that existed at the time of bidding (or at the time of execution of the Guaranteed Maximum Price Addendum). No verbal agreement or conversation with any officer, agent or employee of the Owner, before or after the execution of the Agreement, shall affect or modify any of the terms or obligations herein contained.

T. Project Specification Errors. If the Contractor, in the course of the Work, finds that the drawings, specifications or other Contract Documents cannot be followed, the Contractor shall immediately inform the Owner in writing, and the Owner shall promptly check the accuracy of the information. Any Work done after such discovery, until any necessary changes are authorized, will be done at the Contractor's sole risk of non-payment and delay.

U. Remediation of Contamination: Owner and Contractor recognize that remediation of subsurface conditions may be necessary due to potential hazardous materials contamination. Because the presence or extent of any contamination is not known, Contractor shall include no cost in the Contract Sum, and no time in the Project Schedule, for cost or delays that might result from any necessary remediation. The Project Schedule will provide a period of time between demolition activities and the start of the next activity to commence any remediation if needed. Contractor shall use all reasonable efforts in scheduling the Project to minimize the likelihood that remediation delays construction. Any hazardous materials remediation Work which Contractor agrees to perform shall be done pursuant to a Change Order or amendment consistent with the following:

- (1) The dates of Substantial Completion shall be equitably adjusted based on delays, if any, incurred in connection with remediation efforts.
- (2) Contractor, and any Subcontractors which have mobilized on the Project Site, shall be paid for demonstrated costs of overhead operations at the Project Site during any period of delay in excess of seven (7) days, except to the extent that Work proceeds concurrently with remediation. The categories of costs to be reimbursed are limited to those reasonably incurred at the jobsite during the delay period (such as trailers or offices, telephones, faxes, and the like); equipment dedicated to the Project and located at the Project Site; salaries and associated costs of personnel dedicated to the Project to the extent that they do not perform Work on other projects; and other jobsite costs that are reasonable and which are incurred during the delay period. Subcontractors and suppliers which have not mobilized are limited to the costs set forth in Section 2.4.U(3).
- (3) Contractor and any Subcontractor or supplier on the Project who is eligible for compensation shall be paid any demonstrated costs of escalation in materials or labor, and reasonable costs of off-site storage of materials identified to the Project, arising as a result of any delay in excess of seven (7) days. Such Contractor, Subcontractors and suppliers are obligated to take all reasonable steps to mitigate escalation costs, such as through early purchase of materials.

- (4) Contractor, for itself and all Subcontractors and suppliers on the Project, hereby agrees that the extension of time for delays under Section 2.4.U(1), and payment of the costs identified in Sections 2.4.U(2) and/or Section 2.4.U(3), are the sole remedies for costs and delays described in this Section, and waives all claims and demands for extended home office overhead (including, but not limited to, "Eichleay" claims), lost profit or lost opportunities, and any special, indirect, or consequential damages arising as a result of delays described in this Section. The Contract Sum shall be adjusted to reflect payment of allowable costs.
- (5) If any delay described in this section causes the time or cost for the Project to exceed the Contract Time or the Contract Sum, then the Owner may terminate the Agreement pursuant to Section 14.2.
- (6) Contractor and any Subcontractor or supplier seeking additional costs under this Section 2.4.U. shall promptly submit estimates or any costs as requested by Owner, and detailed back-up for all costs when payment is sought or whenever reasonably requested by Owner. All costs are auditable, at Owner's discretion. Bid, estimate and pricing information reasonably related to any request for additional compensation will be provided promptly upon request.
- (7) Contractor shall include provisions in its subcontracts and purchase orders consistent with this Section.

V. Interfacing.

- (1) The Contractor shall take such measures as are necessary to ensure proper construction and delivery of the Project, including but not limited to providing that all procurement of long-lead items, the separate construction Subcontractors, and the general conditions items are performed without duplication or overlap to maintain completion of all Work on schedule. Particular attention shall be given to provide that each Subcontractor bid package clearly identifies the Work included in that particular separate subcontract, its scheduling for start and completion, and its relationship to other separate contractors.
- (2) Without assuming any design responsibilities of the Architect/Engineer, the Contractor shall include in the Progress Reports required under this Section 2.4 comments on overlap with any other separate subcontracts, omissions, lack of correlation between drawings, and any other deficiencies noted, in order that the Architect/Engineer may arrange for necessary corrections.

W. Job Site Facilities. The Contractor shall arrange for all job site facilities required and necessary to enable the Contractor and Architect/Engineer to perform their respective duties and to accommodate any representatives of the Owner which the Owner may choose to have present on the job.

X. Weather Protection. The Contractor shall provide temporary enclosures of building areas in order to assure orderly progress of the Work during periods when extreme weather conditions are likely to be experienced. The Contractor shall also be responsible for providing weather protection for Work in progress and for materials stored on the Project Site. A contingency plan shall be prepared upon request of the Owner for weather conditions that may affect the construction.

Y. Payment and Performance Bond. Prior to the construction commencement date, the Contractor shall obtain, for the benefit of and directed to the Owner, a Payment and Performance Bond satisfying the requirements of Section 255.05, Florida Statutes, covering the faithful performance by the Contractor of its obligations under the Contract Documents, including but not limited to the construction of the Project on the Project Site and the payment of all obligations arising thereunder, including all payments to Subcontractors, laborers, and materialmen. The surety selected by the Contractor to provide the Payment and Performance Bond shall be approved by the Owner prior to the issuance of such Bond, which approval shall not be unreasonably withheld or delayed provided that the surety is rated A or better by Best's Key Guide, latest edition. For Changes in the Work that result in an increase in the Contract Sum, Owner reserves the right to require the Contractor to secure and deliver additive riders to the Payment and Performance Bond.

Z. Construction Phase; Building Permit; Code Inspections. Unless otherwise provided, Contractor shall obtain and pay for all construction permits and licenses. Owner shall assist Contractor, when necessary, in obtaining such permits and licenses. Contractor shall pay all governmental charges and inspection fees necessary for the prosecution of the Work.

- (1) Building Permit. The Owner and Architect/Engineer shall provide such information to any Permitting Authority as is necessary to obtain approval from the Permitting Authority to commence construction prior to beginning construction. The Contractor shall pull any required building permit, and shall be responsible for delivering and posting the building permit at the Project Site prior to the commencement of construction. The cost of the building permit is included in the Contract Sum. The Owner and Architect/Engineer shall fully cooperate with the Contractor when and where necessary.
- (2) Code Inspections. The Project requires detailed code compliance inspection during construction in disciplines determined by any Permitting Authority. These disciplines normally include, but are not necessarily limited to, structural, mechanical, electrical, plumbing, general building and fire. The Contractor shall notify the appropriate inspector(s) and the Architect/Engineer, no less than 24 hours in advance, when the Work is ready for inspection and before the Work is covered up. All inspections shall be made for conformance with the applicable ordinances and building codes. Costs for all re-inspections of Work found defective and subsequently repaired shall not be included as Project Costs and shall be borne by the Contractor or as provided in the contract between Contractor and Subcontractor.

- (3) Contractor's Personnel. The Contractor shall maintain sufficient off-site support staff and competent full-time staff at the Project Site authorized to act on behalf of the Contractor to coordinate, inspect, and provide general direction of the Work and progress of the Subcontractors. At all times during the performance of the Work, the Owner shall have the right to demand replacement of Contractor Personnel to whom the Owner has reasonable objection, without liability to the Contractor.
- (4) Lines of Authority. To provide general direction of the Work, the Contractor shall establish and maintain lines of authority for its personnel and shall provide this information to the Owner and all other affected parties, such as the code inspectors of any Permitting Authority, the Subcontractors, and the Architect/Engineer. The Owner and Architect/Engineer may attend meetings between the Contractor and his Subcontractors; however, such attendance is optional and shall not diminish either the authority or responsibility of the Contractor to administer the subcontracts.

AA. Quality Control. The Contractor shall develop and maintain a program, acceptable to the Owner and Architect/Engineer, to assure quality control of the construction. The Contractor shall be responsible for and supervise the Work of all Subcontractors, providing instructions to each when their Work does not conform to the requirements of the Project Plans and Specifications, and the Contractor shall continue to coordinate the Work of each Subcontractor to ensure that corrections are made in a timely manner so as to not affect the efficient progress of the Work. Should a disagreement occur between the Contractor and the Architect/Engineer over the acceptability of the Work, the Owner, at its sole discretion and in addition to any other remedies provided herein, shall have the right to determine the acceptability, provided that such determination is consistent with standards for construction projects of this type and generally accepted industry standards for workmanship in the State of Florida.

BB. Management of Subcontractors. All Subcontractors shall be compensated in accordance with Article IV. The Contractor shall solely control the Subcontractors. The Contractor shall negotiate all Change Orders and Field Orders with all affected Subcontractors and shall review the costs and advise the Owner and Architect/Engineer of their validity and reasonableness, acting in the Owner's best interest. When there is an imminent threat to health and safety, and Owner's Project Representative concurrence is impractical, the Contractor shall act immediately to remove the threats to health and safety and shall subsequently fully inform Owner of all such action taken. The Contractor shall also carefully review all shop drawings and then forward the same to the Architect/Engineer for review and actions. The Architect/Engineer will transmit them back to the Contractor, who will then issue the shop drawings to the affected Subcontractor for fabrication or revision. The Contractor shall maintain a suspense control system to promote expeditious handling. The Contractor shall request the Architect/Engineer to make interpretations of the drawings or specifications requested of him by the Subcontractors and shall maintain a business system to promote timely response. The Contractor shall inform the Architect/Engineer which shop drawings or requests for clarification have the greatest urgency, so as to enable the Architect/Engineer to prioritize requests coming from the

Contractor. The Contractor shall advise the Owner and Architect/Engineer when timely response is not occurring on any of the above.

CC. Job Requirements.

- (1) The Contractor shall provide each of the following as a part of its services hereunder:
 - (a) Maintain a log of daily activities, including manpower records, equipment on site, weather, delays, major decisions, etc;
 - (b) Maintain a roster of companies on the Project with names and telephone numbers of key personnel;
 - (c) Establish and enforce job rules governing parking, clean-up, use of facilities, and worker discipline;
 - (d) Provide labor relations management and equal opportunity employment for a harmonious, productive Project;
 - (e) Provide and administer a safety program for the Project and monitor for subcontractor compliance without relieving them of responsibilities to perform Work in accordance with best acceptable practice;
 - (f) Provide a quality control program as provided under Section 2.4.C above;
 - (g) Provide miscellaneous office supplies that support the construction efforts which are consumed by its own forces;
 - (h) Provide for travel to and from its home office to the Project Site and to those other places within Manatee County as required by the Project;
 - (i) Verify that tests, equipment, and system start-ups and operating and maintenance instructions are conducted as required and in the presence of the required personnel and provide adequate records of same to the Architect/Engineer;
 - (j) Maintain at the job site orderly files for correspondence, reports of job conferences, shop drawings and sample submissions, reproductions of original Contract Documents including all addenda, change orders, field orders, additional drawings issued subsequent to the execution of the Agreement, Owner/Architect/Engineer's clarifications and interpretations of the Contract Documents, progress reports, as-built drawings, and other project related documents;

- (k) Keep a diary or log book, recording hours on the job site, weather conditions, data relative to questions of extras or deductions; list of visiting officials and representatives or manufacturers, fabricators, suppliers and distributors; daily activities, decisions, observations in general and specific observations in more detail as in the case of observing test procedures, and provide copies of same to Owner/Architect/Engineer;
 - (l) Record names, addresses and telephone numbers of all Contractors, Subcontractors and major suppliers of materials and equipment;
 - (m) Furnish Owner/Architect/Engineer periodic reports, as required, of progress of the Work and Contractor's compliance with the approved progress schedule and schedule of shop drawing submissions;
 - (n) Consult with Owner/Architect/Engineer in advance of scheduling major tests, inspections or start of important phases of the Work;
 - (o) Verify, during the course of the Work, that certificates, maintenance and operations manuals and other data required to be assembled and furnished are applicable to the items actually installed, and deliver same to Owner/Architect/Engineer for review prior to final Acceptance of the Work; and
 - (p) Cooperate with Owner in the administration of grants.
- (2) The Contractor shall provide personnel and equipment, or shall arrange for separate Subcontractors to provide each of the following as a Project Cost:
- (a) Services of independent testing laboratories, and provide the necessary testing of materials to ensure conformance to contract requirements; and
 - (b) Printing and distribution of all required bidding documents and shop drawings, including the sets required by Permitting Authority inspectors.

DD. As-Built Drawings. The Contractor shall continuously review as-built drawings and mark up progress prints to provide as much accuracy as possible. Prior to, and as a requirement for authorizing final payment to the Contractor due hereunder, the Contractor shall provide to the Owner an original set of marked-up, as-built Project Plans and Specifications and an electronic format of those records showing the location and dimensions of the Project as constructed, which documents shall be certified as being correct by the Contractor and the

Architect/Engineer. Final as-built drawings shall be signed and sealed by a registered Florida surveyor.

EE. Progress Reports. The Contractor shall forward to the Owner, as soon as practicable after the first day of each month, a summary report of the progress of the various parts of the Work under the Contract, in fabrication and in the field, stating the existing status, estimated time of completion and cause of delay, if any. Together with the summary report, the Contractor shall submit any necessary revisions to the original schedule for the Owner's review and approval. In addition, more detailed schedules may be required by the Owner for daily traffic control.

FF. Contractor's Warranty. The Contractor warrants to the Owner and Architect/Engineer that materials and equipment furnished under the Contract will be of good quality and new unless the Contract Documents require or permit otherwise. The Contractor further warrants that the Work will conform to the requirements of the Contract Documents and will be free from defects, except for those inherent in the quality of the Work the Contract Documents require or permit. Work, materials, or equipment not conforming to these requirements will be considered defective. The Contractor's warranty excludes remedy for damage or defect caused by abuse, alterations to the Work not executed by the Contractor, improper or insufficient maintenance, improper operation, or normal wear and tear and normal usage. If required by the Architect/Engineer, the Contractor shall furnish satisfactory evidence as to the kind and quality of materials and equipment.

- (1) Contractor shall use its best efforts and due diligence to ensure that during the warranty period, those entities or individuals who have provided direct warranties to the Owner as required by the Contract Documents perform all required warranty Work in a timely manner and at the sole cost and expense of such warranty providers. Any such cost or expense not paid by the warranty providers shall be paid by the Contractor, to include any costs and attorney's fees incurred in warranty-related litigation between Contractor and any Subcontractors.
- (2) The Contractor shall secure guarantees and warranties of Subcontractors, equipment suppliers and materialmen, and assemble and deliver same to the Owner in a manner that will facilitate their maximum enforcement and assure their meaningful implementation. The Contractor shall collect and deliver to the Owner any specific written guaranties or warranties given by others as required by subcontracts.
- (3) At the Owner's request, the Contractor shall conduct, jointly with the Owner and the Architect/Engineer, no more than two (2) warranty inspections within three (3) years after the Substantial Completion Date.

GG. Apprentices. If Contractor employs apprentices, their performance of Work shall be governed by and comply with the provisions of Chapter 446, Florida Statutes.

HH. Schedule of Values. Unit prices shall be established for this Contract by the submission of a schedule of values within ten (10) days of receipt of the Notice to

Proceed. The schedule shall include quantities and prices of items equaling the Contract Sum and will subdivide the Work into components in sufficient detail to serve as the basis for progress payments during construction. Such prices shall include an appropriate amount of overhead and profit applicable to each item of Work. Upon request of the County, the Contractor shall support the values with data which will substantiate their correctness.

II. Other Contracts. The Owner reserves the right to let other Contracts in connection with this Work. The Contractor shall afford other contractors reasonable opportunity for the introduction and storage of their materials and execution of their Work, and promptly connect and coordinate the Work with theirs.

ARTICLE III COMPENSATION

3.1 Compensation. The Contract Sum constitutes the total compensation (subject to authorized adjustments) payable to Contractor for performing the Work. All duties, responsibilities and obligations assigned to or undertaken by Contractor shall be at Contractor's expense without change in the Contract Sum.

A. Adjustments. The Contract Sum may only be changed by Change Order or by a written amendment. Any claim for an increase or decrease in the Contract Sum shall be based on written notice delivered by the party making the claim to the other party. Notice of the amount of the claim with supporting data shall be delivered within fifteen (15) days from the beginning of such occurrence and shall be accompanied by claimant's written statement that the amount claimed covers all known amounts (direct, indirect and consequential) to which the claimant is entitled as a result of the occurrence of said event. Failure to deliver a claim within the requisite 15-day period shall constitute a waiver of the right to pursue said claim.

B. Valuation. The value of any Work covered by a Change Order or of any claim for an increase or decrease in the Contract Sum shall be determined in one of the following ways (at Owner's discretion):

- (1) In the case of Unit Price Work, in accordance with Section 3.1.C, below;
or
- (2) By mutual acceptance of lump sum; or
- (3) On the basis of the cost of the Work, plus a negotiated Contractor's fee for overhead and profit. Contractor shall submit an itemized cost breakdown together with supporting data.

C. Unit Price Work. The unit price of an item of Unit Price Work shall be subject to re-evaluation and adjustment pursuant to a requested Change Order under the following conditions:

- (1) If the total cost of a particular item of Unit Price Work amounts to 5% or more of the Contract Sum and the variation in the quantity of the

particular item of Unit Price Work performed by Contractor differs by more than 15% from the estimated quantity of such item indicated in the Agreement; and

- (2) If there is no corresponding adjustment with respect to any other item of Work; and
- (3) If Contractor believes that it has incurred additional expense as a result thereof; or
- (4) If Owner believes that the quantity variation entitles it to an adjustment in the unit price; or
- (5) If the parties are unable to agree as to the effect of any such variations in the quantity of Unit Price Work performed.

3.2 Schedule of Compensation. All payments for services and material under the Contract Documents shall be made in accordance with the following provisions.

A. Periodic Payments for Services. The Contractor shall be entitled to receive payment for Construction Services rendered pursuant to Section 2.4 in periodic payments which shall reflect a fair apportionment of cost and schedule of values of services furnished prior to payment, subject to the provisions of this Section.

B. Payment for Materials and Equipment. In addition to the periodic payments authorized hereunder, payments may be made for material and equipment not incorporated in the Work but delivered and suitably stored at the Project Site, or another location, subject to prior approval and acceptance by the Owner on each occasion.

C. Credit toward Contract Sum. All payments for Construction Services made hereunder shall be credited toward the payment of the Contract Sum as Contractor's sole compensation for the construction of the Project.

3.3 Invoice and Payment. All payments for services and materials under the Contract Documents shall be invoiced and paid in accordance with the following provisions.

A. Invoices. The Contractor shall submit to the Owner periodic invoices for payment, in a form acceptable to the Owner, which shall include a sworn statement certifying that, to the best of the Contractor's knowledge, information and belief, the construction has progressed to the point indicated, the quality and the Work covered by the invoice is in accord with the Project Plans and Specifications, and the Contractor is entitled to payment in the amount requested, along with the cost reports required pursuant to Article II, showing in detail all monies paid out, Project Costs accumulated, or Project Cost incurred during the previous period. This data shall be attached to the invoice.

B. Additional Information; Processing of Invoices. Should an invoiced amount appear to exceed the Work effort believed to be completed, the Owner may, prior to processing of the invoice for payment, require the Contractor to submit satisfactory evidence to

support the invoice. All progress reports and invoices shall be delivered to the attention of the Owner's Project Representative. Invoices not properly prepared (mathematical errors, billing not reflecting actual Work done, no signature, etc.) shall be returned to the Contractor for correction.

C. Architect/Engineer's Approval. Payment for Work completed shall be subject to the Architect/Engineer approving the payment requested by the Contractor and certifying the amount thereof that has been properly incurred and is then due and payable to the Contractor, and identifying with specificity any amount that has not been properly incurred and that should not be paid.

D. Warrants of Contractor with Respect to Payments. The Contractor warrants that (1) upon payment of any retainage, materials and equipment covered by a partial payment request will pass to Owner either by incorporation in construction or upon receipt of payment by the Contractor, whichever occurs first; (2) Work, materials and equipment covered by previous partial payment requests shall be free and clear of liens, claims, security interests, or encumbrances, hereinafter referred to as "liens"; and (3) no Work, materials or equipment covered by a partial payment request which has been acquired by the Contractor or any other person performing Work at the Project Site, or furnishing materials or equipment for the Project, shall be subject to an agreement under which an interest therein or an encumbrance thereon is retained by the seller or otherwise imposed by the Contractor or any other person.

E. All Compensation Included. Contractor's compensation includes full payment for services set forth in the Contract Documents, including but not limited to overhead, profit, salaries or other compensation of Contractor's officers, partners and/or employees, general operating expenses incurred by Contractor and relating to this Project, including the cost of management, supervision and data processing staff, job office equipment and supplies, and other similar items.

ARTICLE IV SUBCONTRACTORS

4.1 Subcontracts. At the Owner's request, the Contractor shall provide Owner's Project Representative with copies of all proposed and final subcontracts, including the general and supplementary conditions thereof.

A. Subcontracts Generally. All subcontracts shall: (1) require each Subcontractor to be bound to Contractor to the same extent Contractor is bound to Owner by the terms of the Contract Documents, as those terms may apply to the portion of the Work to be performed by the Subcontractor, (2) provide for the assignment of the subcontracts from Contractor to Owner at the election of Owner, upon termination of Contractor, (3) provide that Owner will be an additional indemnified party of the subcontract, (4) provide that Owner will be an additional insured on all insurance policies required to be provided by the Subcontractor, except workers' compensation, (5) assign all warranties directly to Owner, and (6) identify Owner as an intended third-party beneficiary of the subcontract.

(1) A Subcontractor is a person or entity who has a direct contract with Contractor to perform a portion of the Work at the site. The term "Subcontractor" is referred to throughout the Contract Documents as if singular in number and means a Subcontractor or an authorized representative of the Subcontractor. The term "Subcontractor" does not include a separate contractor or subcontractors of a separate contractor.

(2) A Sub-subcontractor is a person or entity who has a direct or indirect contract with a Subcontractor to perform a portion of the Work at the site. The term "Sub-subcontractor" is referred to throughout the Contract Documents as if singular in number and means a Sub-subcontractor or an authorized representative of the Sub-subcontractor.

B. No Damages for Delay. Except when otherwise expressly agreed to by Owner in writing, all subcontracts shall provide:

"LIMITATION OF REMEDIES – NO DAMAGES FOR DELAY. The Subcontractor's exclusive remedy for delays in the performance of the contract caused by events beyond its control, including delays claimed to be caused by the Owner or Architect/Engineer or attributable to the Owner or Architect/Engineer and including claims based on breach of contract or negligence, shall be an extension of its contract time and shall in no way involve any monetary claim."

Each subcontract shall require that any claims by the Subcontractor for delay must be submitted to the Contractor within the time and in the manner in which the Contractor must submit such claims to the Owner, and that failure to comply with the conditions for giving notice and submitting claims shall result in the waiver of such claims.

C. Subcontractual Relations. The Contractor shall require each Subcontractor to assume all the obligations and responsibilities which the Contractor owes the Owner pursuant to the Contract Documents, by the parties to the extent of the Work to be performed by the Subcontractor. Said obligations shall be made in writing and shall preserve and protect the rights of the Owner and Architect/Engineer, with respect to the Work to be performed by the Subcontractor, so that the subcontracting thereof will not prejudice such rights. Where appropriate, the Contractor shall require each Subcontractor to enter into similar agreements with its sub-subcontractors.

D. Insurance; Acts and Omissions. Insurance requirements for Subcontractors shall be no more stringent than those requirements imposed on the Contractor by the Owner. The Contractor shall be responsible to the Owner for the acts and omissions of its employees, agents, Subcontractors, their agents and employees, and all other persons performing any of the Work or supplying materials under a contract to the Contractor.

4.2 Relationship and Responsibilities. Except as specifically set forth herein with respect to direct materials acquisitions by Owner, nothing contained in the Contract Documents or in any Contract Document does or shall create any contractual relation between the Owner or Architect/Engineer and any Subcontractor. Specifically, the Contractor is not acting as an agent of the Owner with respect to any Subcontractor. The utilization of any Subcontractor shall not

relieve Contractor from any liability or responsibility to Owner, or obligate Owner to the payment of any compensation to the Subcontractor or additional compensation to the Contractor.

4.3 Payments to Subcontractors; Monthly Statements. The Contractor shall be responsible for paying all Subcontractors from the payments made by the Owner to Contractor pursuant to Article III, subject to the following provisions:

A. Payment. The Contractor shall, no later than ten (10) days after receipt of payment from the Owner, out of the amount paid to the Contractor on account of such Subcontractor's Work, pay to each Subcontractor the amount to which the Subcontractor is entitled in accordance with the terms of the Contractor's contract with such Subcontractor. The Contractor shall, by appropriate agreement with each Subcontractor, require each Subcontractor to make payments to sub-Subcontractors in a similar manner. After receipt of payment from Owner, if the need should arise to withhold payments to Subcontractors for any reason, as solely determined by Contractor, the Contractor shall promptly restore such monies to the Owner, adjusting subsequent pay requests and Project bookkeeping as required.

B. Final Payment of Subcontractors. The final payment of retainage to Subcontractors shall not be made until the Project has been inspected by the Architect/Engineer or other person designated by the Owner for that purpose, and until both the Architect/Engineer and the Contractor have issued a written certificate that the Project has been constructed in accordance with the Project Plans and Specifications and approved Change Orders. Before issuance of final payment to any Subcontractor without any retainage, the Subcontractor shall submit satisfactory evidence that all payrolls, material bills, and other indebtedness connected with the Project have been paid or otherwise satisfied, warranty information is complete, as-built markups have been submitted, and instruction for the Owner's operating and maintenance personnel is complete. Final payment may be made to certain select Subcontractors whose Work is satisfactorily completed prior to the completion of the Project, but only upon approval of the Owner's Project Representative.

4.4 Responsibility for Subcontractors. As provided in Section 2.4.BB, Contractor shall be fully responsible to Owner for all acts and omissions of the Subcontractors, suppliers and other persons and organizations performing or furnishing any of the Work under a direct or indirect Contract with Contractor just as Contractor is responsible for Contractor's own acts and omissions.

4.5 Contingent Assignment of Subcontracts. Each subcontract agreement for a portion of the Work is assigned by the Contractor to the Owner, provided that:

- (1) Assignment is effective only after termination of the Contract by the Owner for cause pursuant to Article XIV and only for those subcontract agreements that the Owner accepts by notifying the Subcontractor and Contractor in writing; and
- (2) Assignment is subject to the prior rights of the surety, if any, obligated under bond relating to the Agreement.

When the Owner accepts the assignment of a subcontract agreement, the Owner assumes the Contractor's rights and obligations under the subcontract. Upon such assignment, if the Work has been suspended for more than thirty (30) days, the Subcontractor's compensation shall be equitably adjusted for increases in cost resulting from the suspension. Upon such assignment to the Owner, the Owner may further assign the subcontract to a successor contractor or other entity. If the Owner assigns the subcontract to a successor contractor or other entity, the Owner shall nevertheless remain legally responsible for all of the successor contractor's obligations under the subcontract.

ARTICLE V CHANGES IN WORK

5.1 General. Changes in the Work may be accomplished after execution of the Agreement, and without invalidating the Agreement, by Change Order, Work Directive Change or order for a minor change in the Work, subject to the limitations stated in this Article V and elsewhere in the Contract Documents. A Change Order shall be based upon agreement among the Owner, Contractor and Architect/Engineer; a Work Directive Change requires agreement by the Owner and Architect/Engineer and may or may not be agreed to by the Contractor; an order for a minor change in the Work may be issued by the Architect/Engineer alone. Changes in the Work shall be performed under applicable provisions of the Contract Documents, and the Contractor shall proceed promptly, unless otherwise provided in the Change Order, Work Directive Change or order for a minor change in the Work.

5.2 Minor Changes in the Work. The Owner or Architect/Engineer shall have authority to order minor changes in the Work not involving adjustment in the Contract Sum or extension of the Contract Time and not inconsistent with the intent of the Contract Documents. Such change will be effected by written order signed by the Architect/Engineer and shall be binding on the Owner and Contractor. The Contractor shall abide by and perform such minor changes. Such changes shall be effected by a Field Directive or a Work Directive Change. Documentation of changes shall be determined by the Construction Team, and displayed monthly in the Progress Reports. Because such changes shall not affect the Contract Sum to be paid to the Contractor, they shall not require a Change Order pursuant to Section 5.6.

5.3 Emergencies. In any emergency affecting the safety of persons or property, the Contractor shall act at its discretion to prevent threatened damage, injury, or loss. Any increase in the Contract Sum or extension of time claimed by the Contractor on account of emergency Work shall be determined as provided in Section 5.6. However, whenever practicable, the Contractor shall obtain verbal concurrence of the Owner's Project Representative and Architect/Engineer where the act will or may affect the Contract Sum or Contract Time.

5.4 Concealed Conditions. If the Contractor encounters conditions at the site that are (1) subsurface or otherwise concealed physical conditions that differ materially from those indicated in the Contract Documents or (2) unknown physical conditions of an unusual nature, that differ materially from those ordinarily found to exist and generally recognized as inherent in construction activities of the character provided for in the Contract Documents, the Contractor shall promptly provide notice to the Owner and the Architect/Engineer before conditions are disturbed and in no event later than ten (10) days after first observance of the conditions. The

Architect/Engineer will promptly investigate such conditions and, if the Architect/Engineer determines that they differ materially and cause an increase or decrease in the Contractor's cost of, or time required for, performance of any part of the Work, will recommend an equitable adjustment in the Contract Sum or Contract Time, or both. If the Architect/Engineer determines that the conditions at the site are not materially different from those indicated in the Contract Documents and that no change in the terms of the Contract is justified, the Architect/Engineer shall promptly notify the Owner and Contractor in writing, stating the reasons. If either party disputes the Architect/Engineer's determination or recommendation, that party may proceed as provided in Article VIII.

5.5 Hazardous Materials. In the event the Contractor encounters on the Project Site material reasonably believed to be hazardous, petroleum or petroleum related products, or other hazardous or toxic substances, except as provided in Section 2.4.U, the Contractor shall immediately stop Work in the area affected and report the condition to the Owner and the Architect/Engineer in writing. The Work in the affected area shall not thereafter be resumed except by written amendment, if in fact the material or substance has not been rendered harmless. The Work in the affected area shall be resumed when the Project Site has been rendered harmless, in accordance with the final determination by the Architect/Engineer or other appropriate professional employed by Owner. The Contractor shall not be required to perform without its consent any Work relating to hazardous materials, petroleum or petroleum related products, or other hazardous or toxic substances. In the event the Contractor encounters on the Project Site materials believed in good faith to be hazardous or contaminated material, and the presence of such hazardous or contaminated material was not known and planned for at the time the Contractor submitted its Bid (or Guaranteed Maximum Price proposal), and it is necessary for the Contractor to stop Work in the area affected and delays Work for more than a seven (7) day period, adjustments to the Contract Sum and/or Contract Time shall be made in accordance with this Article V.

5.6 Change Orders; Adjustments to Contract Sum.

A. Change Orders Generally. The increase or decrease in the Contract Sum resulting from a change authorized pursuant to the Contract Documents shall be determined:

- (1) By mutual acceptance of a lump sum amount properly itemized and supported by sufficient substantiating data, to permit evaluation by the Architect/Engineer and Owner; or
- (2) By unit prices stated in the Agreement or subsequently agreed upon; or
- (3) By any other method mutually agreeable to Owner and Contractor.

If Owner and Contractor are unable to agree upon increases or decreases in the Contract Sum and the Architect/Engineer certifies that the work needs to be commenced prior to any such agreement, the Contractor, provided it receives a written Change Order signed by or on behalf of the Owner, shall promptly proceed with the Work involved. The cost of such Work shall then be determined on the basis of the reasonable expenditures of those performing the Work attributed to the change. However, in the event a Change Order is issued under these conditions, the Owner, through the Architect/Engineer, will establish an estimated cost of the Work and the

Contractor shall not perform any Work whose cost exceeds that estimated without prior written approval by the Owner. In such case, the Contractor shall keep and present in such form as the Owner may prescribe an itemized accounting, together with appropriate supporting data of the increase in overall costs of the Project. The amount of any decrease in the Contract Sum to be allowed by the Contractor to the Owner for any deletion or change which results in a net decrease in costs will be the amount of the actual net decrease.

5.7 Unit Prices. If unit prices are stated in the Contract Documents or subsequently agreed upon, and if the quantities originally contemplated are so changed in a proposed Change Order that application of the agreed unit prices to the quantities of Work proposed will cause substantial inequity to the Owner or Contractor, the applicable unit prices and Contract Sum shall be equitably adjusted.

5.8 Owner-Initiated Changes. Without invalidating the Agreement and without notice to any Surety, Owner may, at any time, order additions, deletions or revisions in the Work. These will be authorized by a written amendment, a Field Directive, a Change Order, or a Work Directive Change, as the case may be. Upon receipt of any such document, Contractor shall promptly proceed with the Work involved which will be performed under the applicable conditions of the Contract Documents (except as otherwise specifically provided). A Work Directive Change may not change the Contract Sum or the Contract Time; but is evidence that the parties expect that the change directed or documented by a Work Directive Change will be incorporated in a subsequently issued Change Order following negotiations by the parties as to its effect, if any, on the Contract Sum or Contract Time.

5.9 Unauthorized Work. Contractor shall not be entitled to an increase in the Contract Sum or an extension of the Contract Time with respect to any Work performed that is not required by the Contract Documents.

5.10 Defective Work. Owner and Contractor shall execute appropriate Change Orders (or written amendments) covering changes in the Work which are ordered by Owner, or which may be required because of acceptance of defective Work, without adjustment to the Contract Sum.

5.11 Estimates for Changes. At any time Architect/Engineer may request a quotation from Contractor for a proposed change in the Work. Within twenty-one (21) calendar days after receipt, Contractor shall submit a written and detailed proposal for an increase or decrease in the Contract Sum or Contract Time for the proposed change. Architect/Engineer shall have twenty one (21) calendar days after receipt of the detailed proposal to respond in writing. The proposal shall include an itemized estimate of all costs and time for performance that will result directly or indirectly from the proposed change. Unless otherwise directed, itemized estimates shall be in sufficient detail to reasonably permit an analysis by Architect/Engineer of all material, labor, equipment, subcontracts, overhead costs and fees, and shall cover all Work involved in the change, whether such Work was deleted, added, changed or impacted. Notwithstanding the request for quotation, Contractor shall carry on the Work and maintain the progress schedule. Delays in the submittal of the written and detailed proposal will be considered non-prejudicial.

5.12 Form of Proposed Changes. The form of all submittals, notices, Change Orders and other documents permitted or required to be used or transmitted under the Contract Documents shall be determined by the Owner. Standard Owner forms shall be utilized.

5.13 Changes to Contract Time. The Contract Time may only be changed pursuant to a Change Order or a written amendment to the Contract Documents. Any claim for an extension or shortening of the Contract Time shall be based on written notice delivered by the party making the claim to the other party. Notice of the extent of the claim with supporting data shall be delivered within fifteen (15) days from detection or beginning of such occurrence and shall be accompanied by the claimant's written statement that the adjustment claimed is the entire adjustment to which the claimant has reason to believe it is entitled as a result of the occurrence of said event. The Contract time will be extended in an amount equal to time lost due to delays beyond the control of Contractor. Such delays shall include, but not be limited to, acts or neglect by Owner or others performing additional Work; or to fires, floods, epidemics, abnormal weather conditions or acts of God. Failure to deliver a written notice of claim within the requisite 15-day period shall constitute a waiver of the right to pursue said claim.

ARTICLE VI ROLE OF ARCHITECT/ENGINEER

6.1 General.

A. Retaining. The Owner shall retain an Architect/Engineer (whether an individual or an entity) lawfully licensed to practice in Florida. That person or entity is identified as the Architect/Engineer in the Agreement and is referred to throughout the Contract Documents as if singular in number.

B. Duties. Duties, responsibilities and limitations of authority of the Architect/Engineer as set forth in the Contract Documents shall not be restricted, modified or extended without written consent of the Owner and Architect/Engineer. Consent shall not be unreasonably withheld.

C. Termination. If the employment of the Architect/Engineer is terminated, the Owner shall employ a successor Architect/Engineer as to whom the Contractor has no reasonable objection and whose status under the Contract Documents shall be that of the Architect/Engineer.

6.2 Administration. The Architect/Engineer will provide administration of the Agreement as described in the Contract Documents and will be an Owner's representative during construction until the date the Architect/Engineer approves the final Application for Payment. The Architect/Engineer will have authority to act on behalf of the Owner only to the extent provided in the Contract Documents.

A. Site Visits. The Architect/Engineer will visit the site at intervals appropriate to the stage of construction, or as otherwise agreed with the Owner, to become generally familiar with the progress and quality of the portion of the Work complete, and to determine in general if the Work observed is being performed in a manner indicating that the

Work, when fully completed, will be in accordance with the Contract Documents. Unless specifically instructed by Owner, the Architect/Engineer will not be required to make exhaustive or continuous on-site inspections to check the quality or quantity of the Work. The Architect/Engineer will not have control over, charge of, or responsibility for, the construction means, methods, techniques, sequences or procedures, or for the safety precautions and programs in connection with the Work, since these are solely the Contractor's rights and responsibilities under the Contract Documents.

B. Reporting. On the basis of the site visits, the Architect/Engineer will keep the Owner reasonably informed about the progress and quality of the portion of the Work completed, and report to the Owner (1) known deviations from the Contract Documents and from the most recent construction schedule submitted by the Contractor, and (2) defects and deficiencies observed in the Work. The Architect/Engineer will not be responsible for the Contractor's failure to perform the Work in accordance with the requirements of the Contract Documents. The Architect/Engineer will not have control over or charge of and will not be responsible for acts or omissions of the Contractor, Subcontractors, or their agents or employees, or any other persons or entities performing portions of the Work.

6.3 Interpretation of Project Plans and Specifications. The Architect/Engineer will be the interpreter of the requirements of the Project Plans and Specifications. Upon receipt of comments or objections by Contractor or Owner, the Architect/Engineer will make decisions on all claims, disputes, or other matters pertaining to the interpretation of the Project Plans and Specifications.

6.4 Rejection of Non-Conforming Work. Upon consultation with Owner, the Architect/Engineer shall have the authority to reject Work which does not conform to the Project Plans and Specifications.

6.5 Correction of Work. The Contractor shall promptly correct all Work rejected by the Architect/Engineer for being defective or as failing to conform to the Project Plans and Specifications, whether observed before or after the Substantial Completion Date and whether or not fabricated, installed, or completed. The Contractor shall bear all costs of correcting such rejected Work, including compensation for Architect/Engineer's additional services made necessary thereby.

6.6 Timely Performance of Architect/Engineer. The Contractor shall identify which requests for information or response from the Architect/Engineer have the greatest urgency and those items which require prioritizing in response by the Architect/Engineer. The Contractor shall also identify the preferred time period for response and shall request a response time which is reasonably and demonstrably related to the needs of the Project and Contractor. In the event that Architect/Engineer claims that Contractor's expectations for a response are unreasonable, Owner shall require Architect/Engineer to communicate such claim to Contractor in writing together with the specific time necessary to respond and the date upon which such response will be made. In the event that Contractor believes that Architect/Engineer is not providing timely services or responses, Contractor shall notify Owner of same in writing not less than two (2) weeks before Contractor believes performance or response time from Architect/Engineer is required without risk of delaying the Project.

ARTICLE VII OWNER'S RIGHTS AND RESPONSIBILITIES

7.1 Project Site; Title. The Owner shall provide the lands upon which the Work under the Contract Documents is to be done, except that the Contractor shall provide all necessary additional land required for the erection of temporary construction facilities and storage of his materials, together with right of access to same. The Owner hereby represents to the Contractor that it currently has and will maintain up through and including the Substantial Completion Date, good title to all of the real property constituting the Project Site. Owner agrees to resolve, at its expense, any disputes relating to the ownership and use of the Project Site which might arise during the course of construction.

7.2 Project Plans and Specifications; Architect/Engineer. The parties hereto acknowledge and agree that Owner has previously entered into an agreement with Architect/Engineer. Pursuant to the terms of such agreement, the Architect/Engineer, as an agent and representative of Owner, is responsible for the preparation of Project Plans and Specifications which consist of drawings, specifications, and other documents setting forth in detail the requirements for the construction of the Project. All of such Project Plans and Specifications shall be provided either by Owner or the Architect/Engineer, and Contractor shall be under no obligation to provide same and shall be entitled to rely upon the accuracy and completeness of the Project Plans and Specifications provided by the Architect/Engineer and all preliminary drawings prepared in connection therewith. The Contractor will be furnished a reproducible set of all drawings and specifications reasonably necessary for the performance of Contractor's services hereunder and otherwise ready for printing. The Contractor shall be notified of any written modification in the agreement between Owner and Architect/Engineer.

7.3 Surveys; Soil Tests and Other Project Site Information. Owner shall be responsible for providing a legal description and certified land survey of the Project Site in a form and content and with such specificity as may be required by the Architect/Engineer and Contractor to perform their services. To the extent deemed necessary by Owner and Architect/Engineer, and solely at Owner's expense, Owner may engage the services of a geotechnical consultant to perform test borings and other underground soils testing as may be deemed necessary by the Architect/Engineer or the Contractor. Contractor shall not be obligated to provide such surveys or soil tests and shall be entitled to rely upon the accuracy and completeness of the information provided; subject, however, to the provisions of Section 2.4.S hereof. Owner shall provide Contractor, as soon as reasonably possible following the execution of the Contract Documents, all surveys or other survey information in its possession describing the physical characteristics of the Project Site, together with soils reports, subsurface investigations, utility locations, deed restrictions, easements, and legal descriptions then in its possession or control. Upon receipt of all surveys, soils tests, and other Project Site information,

Contractor shall promptly advise Owner of any inadequacies in such information and of the need for any additional surveys, soils or subsoil tests. In performing this Work, Contractor shall use the standard of care of experienced contractors and will use its best efforts timely to identify all problems or omissions. Owner shall not be responsible for any delay or damages to the Contractor for any visible or disclosed site conditions or disclosed deficiencies in the Project Site which should have been identified by Contractor and corrected by Owner prior to the execution of the Contract Documents.

7.4 Information; Communication; Coordination. The Owner's Project Representative shall examine any documents or requests for information submitted by the Contractor and shall advise Contractor of Owner's decisions pertaining thereto within a reasonable period of time to avoid unreasonable delay in the progress of the Contractor's services. Contractor shall indicate if any such documents or requests warrant priority consideration. However, decisions pertaining to approval of the Project Schedule as it relates to the date of Substantial Completion, the Project Cost, Contractor's compensation, approving or changing the Contract Sum shall only be effective when approved by Owner in the form of a written Change Order or amendment to the Contract Documents. Owner reserves the right to designate a different Owner's Project Representative provided Contractor is notified in writing of any such change. Owner and Architect/Engineer may communicate with Subcontractors, materialmen, laborers, or suppliers engaged to perform services on the Project, but only for informational purposes. Neither the Owner nor the Architect/Engineer shall attempt to direct the Work of or otherwise interfere with any Subcontractor, materialman, laborer, or supplier, or otherwise interfere with the Work of the Contractor. Owner shall furnish the data required of Owner under the Contract Documents promptly.

7.5 Governmental Body. The Contractor recognizes that the Owner is a governmental body with certain procedural requirements to be satisfied. The Contractor has and will make reasonable allowance in its performance of services for such additional time as may be required for approvals and decisions by the Owner and any other necessary government agency.

7.6 Pre-Completion Acceptance. The Owner shall have the right to take possession of and use any completed portions of the Work, although the time for completing the entire Work or such portions may not have expired, but such taking possession and use shall not be deemed an acceptance of any Work not completed in accordance with the Contract Documents.

7.7 Ownership and Use of Drawings, Specifications and Other Instruments of Service.

- (1) The Architect/Engineer and the Architect/Engineer's consultants shall be deemed the authors and owners of their respective instruments of service, including the Project Plans and Specifications, and will retain all common law, statutory and other reserved rights, including copyrights. The Contractor, Subcontractors, Sub-subcontractors, and material or equipment suppliers shall not own or claim a copyright in the instruments of service. Submittal or distribution to meet official regulatory requirements or for other purposes in connection with this Project is not to be constructed as publication in derogation of the Architect/Engineer's or Architect/Engineer's consultants' reserved rights.

- (2) The Contractor, Subcontractors, Sub-subcontractors and material or equipment suppliers are authorized to use and reproduce the drawings and specifications provided to them solely and exclusively for execution of the Work. All copies made under this authorization shall bear the copyright notice, if any, shown on the Project Plans and Specifications or other instruments of service. The Contractor, Subcontractors, Sub-subcontractors, and material or equipment suppliers may not use the drawings or specifications on other projects or for additions to this Project outside the scope of the Work without the specific written consent of the Owner, Architect/Engineer and the Architect/Engineer's consultants.

7.8 Owner's Project Representative. Owner's Project Representative is Owner's Agent, who will act as directed by and under the supervision of the Owner, and who will confer with Owner/Architect/Engineer regarding his actions. The Owner's Project Representative's dealings in matters pertaining to the on-site Work shall, in general, be only with the Owner/Architect/Engineer and Contractor and dealings with Subcontractors shall only be through or with the full knowledge of Contractor.

A. Responsibilities. Except as otherwise instructed in writing by Owner, the Owner's Project Representative will:

- (1) Attend preconstruction conferences; arrange a schedule of progress meetings and other job conferences as required in consultation with Owner/Architect/Engineer and notify those expected to attend in advance; and attend meetings and maintain and circulate copies of minutes thereof;
- (2) Serve as Owner/Architect/Engineer's liaison with Contractor, working principally through Contractor's superintendent, to assist in understanding the intent of the Contract Documents. As requested by Owner/Architect/Engineer, assist in obtaining additional details or information when required at the job site for proper execution of the Work;
- (3) Report to Owner/Architect/Engineer whenever he believes that any Work is unsatisfactory, faulty or defective or does not conform to the Contract Documents;
- (4) Accompany visiting inspectors representing public or other agencies having jurisdiction over the project; record the outcome of these inspections and report to Owner/Architect/Engineer;
- (5) Review applications for payment with Contractor for compliance with the established procedure for their submission and forward them with recommendations to Owner/Architect/Engineer; and
- (6) Perform those duties as set forth elsewhere within the Contract Documents.

B. Limitations. Except upon written instructions of Owner, Owner's Project Representative shall not:

- (1) Authorize any deviation from the Contract Documents or approve any substitute materials or equipment;
- (2) Exceed limitations on Owner/Architect/Engineer's authority as set forth in the Contract Documents;
- (3) Undertake any of the responsibilities of Contractor, Subcontractors or Contractor's superintendent, or expedite the Work;
- (4) Advise on or issue directions relative to any aspect of the means, methods, techniques, sequences or procedures of construction unless such is specifically called for in the Contract Documents;
- (5) Advise on or issue directions as to safety precautions and programs in connection with the Work;
- (6) Authorize Owner to occupy the project in whole or in part; or
- (7) Participate in specialized field or laboratory tests.

ARTICLE VIII RESOLUTION OF DISAGREEMENTS; CLAIMS FOR COMPENSATION

8.1 Owner to Decide Disputes. The Owner shall reasonably decide all questions and disputes, of any nature whatsoever, that may arise in the execution and fulfillment of the services provided for under the Contract Documents, in accordance with the Procurement Ordinance.

8.2 Finality. The decision of the Owner upon all claims, questions, disputes and conflicts shall be final and conclusive, and shall be binding upon all parties to the Contract Documents, subject to judicial review as provided in Section 8.5 below.

8.3 No Damages for Delay. If at any time Contractor is delayed in the performance of Contractor's responsibilities under the Contract Documents as the result of a default or failure to perform in a timely manner by Owner or Owner's agents or employees, Contractor shall not be entitled to any damages except for compensation specifically authorized in Article III. Contractor's sole remedy will be a right to extend the time for performance. Nothing herein shall preclude Contractor from any available remedy against any responsible party other than Owner. Contractor shall be responsible for liquidated damages for delay pursuant to Section 3 of the Agreement.

8.4 Permitted Claims Procedure. Where authorized or permitted under the Contract Documents, all claims for additional compensation by Contractor, extensions of time affecting the Substantial Completion Date, for payment by the Owner of costs, damages or losses due to casualty, Force Majeure, Project Site conditions or otherwise, shall be governed by the following:

- (1) All claims must be submitted as a request for Change Order in the manner as provided in Article V.
- (2) The Contractor must submit a notice of claim to Owner's Project Representative and to the Architect/Engineer within fifteen (15) days of when the Contractor was or should have been aware of the fact that an occurrence was likely to cause delay or increased costs. Failure to submit a claim within the requisite 15-day period shall constitute a waiver of the right to pursue said claim.
- (3) Within twenty (20) days of submitting its notice of claim, the Contractor shall submit to the Owner's Project Representative its request for Change Order, which shall include a written statement of all details of the claim, including a description of the Work affected.
- (4) After receipt of a request for Change Order, the Owner's Project Representative, in consultation with the Architect/Engineer, shall deliver to the Contractor, within twenty (20) days after receipt of request, its written response to the claim.
- (5) In the event the Owner and Contractor are unable to agree on the terms of a Change Order, the Owner shall have the option to instruct the Contractor to proceed with the Work. In that event, the Owner shall agree to pay for those parts of the Work, the scope and price of which are not in dispute. The balance of the disputed items in the order to proceed will be resolved after completion of the Work, based upon completed actual cost.
- (6) The rendering of a decision by Owner with respect to any such claim, dispute or other matter (except any which have been waived by the making or acceptance of final payment) will be a condition precedent to any exercise by Owner or Contractor of such right or remedies as either may otherwise have under the Contract Documents or by laws or regulations in respect of any such claim, dispute or other matter.

8.5 Contract Claims and Disputes. After completion of the process set forth in Section 8.4 above, any unresolved dispute under this Agreement shall be decided by the Purchasing Official in accordance with Section 2-26-63 of the Manatee County Code of Laws, subject to an administrative hearing process as provided in Section 2-26-64. The decision of the Board of County Commissioners in accordance with Section 2-26-64 of the Manatee County Code of Laws shall be the final and conclusive County decision subject to exclusive judicial review in circuit court by a petition for certiorari.

8.6 Claims for Consequential Damages. The Contractor and Owner waive claims against each other for consequential damages arising out of or relating to this Agreement. This mutual waiver includes:

- (1) Damages incurred by the Owner for rental expenses, for losses of use, income, profit, financing, business and reputation, and for loss of management or employee productivity or of the services of such persons; and
- (2) Damages incurred by the Contractor for principal office expenses including the compensation of personnel stationed there, for losses of financing, business and reputation, and for loss of profit except anticipated profit arising directly from the work.

This mutual waiver is applicable, without limitation, to all consequential damages due to either party's termination in accordance with Article XIV. Nothing contained in this Section 8.6 shall be deemed to preclude an award of liquidated direct damages, when applicable, in accordance with the requirements of the Contract Documents.

ARTICLE IX INDEMNITY

9.1 Indemnity.

A. Indemnification Generally. To the fullest extent permitted by law, the Contractor shall indemnify and hold harmless the Owner, Architect/Engineer, Architect/Engineer's consultants, and agents and employees of any of them from and against claims, damages, losses and expenses, including but not limited to attorney's fees, arising out of or resulting from performance of the Work, provided that such claim, damage, loss or expense is attributable to bodily injury, sickness, disease or death, or to injury to or destruction of tangible property (other than the Work itself), but only to the extent caused by the negligent acts or omissions of the Contractor, a Subcontractor or anyone directly or indirectly employed by them or anyone for whose acts they may be liable, regardless of whether such claim, damage, loss or expense is caused in part by a party indemnified hereunder. Such obligation shall not be construed to negate, abridge, or reduce other rights or obligations of indemnity which would otherwise exist as to a party or person described in this Section 9.1.

B. Claims by Employees. In claims against any person or entity indemnified under this Section 9.1 by an employee of the Contractor, a Subcontractor, anyone directly or indirectly employed by them or anyone for whose acts they may be liable, the indemnification obligation under Section 9.1.A. shall not be limited by a limitation on amount or type of damages, compensation or benefits payable by or for the Contractor or a Subcontractor under workers' compensation acts, disability benefit acts or other employee benefit acts.

9.2 Duty to Defend. The Contractor shall defend the Owner in any action, lawsuit mediation or arbitration arising from the alleged negligence, recklessness or intentionally

wrongful conduct of the Contractor and other persons employed or utilized by the Contractor in the performance of the Work. So long as Contractor, through its own counsel, performs its obligation to defend the Owner pursuant to this Section, Contractor shall not be required to pay the Owner's costs associated with the Owner's participation in the defense.

ARTICLE X ACCOUNTING RECORDS; OWNERSHIP OF DOCUMENTS

10.1 Accounting Records. Records of expenses pertaining to all services performed shall be kept in accordance with generally accepted accounting principles and procedures.

10.2 Inspection and Audit. The Contractor's records shall be open to inspection and subject to examination, audit, and/or reproduction during normal working hours by the Owner's agent or authorized representative to the extent necessary to adequately permit evaluation and verification of any invoices, payments or claims submitted by the Contractor or any of its payees during the performance of the Work. These records shall include, but not be limited to, accounting records, written policies and procedures, Subcontractor files (including proposals of successful and unsuccessful bidders), original estimates, estimating worksheets, correspondence, Change Order files (including documentation covering negotiated settlements), and any other supporting evidence necessary to substantiate charges related to the Contract Documents. They shall also include, but not be limited to, those records necessary to evaluate and verify direct and indirect costs (including overhead allocations) as they may apply to costs associated with the Contract Documents. For the purpose of such audits, inspections, examinations and evaluations, the Owner's agent or authorized representative shall have access to said records from the effective date of the Contract Documents, for the duration of Work, and until three (3) years after the date of final payment by the Owner to the Contractor pursuant to the Contract Documents.

10.3 Access. The Owner's agent or authorized representative shall have access to the Contractor's facilities and all necessary records in order to conduct audits in compliance with this Article. The Owner's agent or authorized representative shall give the Contractor reasonable advance notice of intended inspections, examinations, and/or audits.

10.4 Ownership of Documents. Upon completion or termination of the Contract Documents, all records, documents, tracings, plans, specifications, maps, evaluations, reports, transcripts and other technical data, other than working papers, prepared or developed by the Contractor under the Contract Documents shall be delivered to and become the property of the Owner. The Contractor at its own expense may retain copies for its files and internal use.

ARTICLE XI PUBLIC CONTRACT LAWS

11.1 Equal Opportunity Employment.

A. Employment. The Contractor shall not discriminate against any employee or applicant for employment because of race, creed, sex, color, national origin, disability or age, and will take affirmative action to insure that all employees and applicants are afforded equal employment opportunities without discrimination because of race, creed, sex, color, national origin, disability or age. Such action will be taken with reference to, but shall not be limited to, recruitment, employment, job assignment, promotion, upgrading, demotion, transfer, layoff or termination, rates of training or retraining, including apprenticeship and on-the-job training.

B. Participation. No person shall, on the grounds of race, creed, sex, color, national origin, disability or age, be excluded from participation in, be denied the proceeds of, or be subject to discrimination in the performance of the Agreement.

11.2 Immigration Reform and Control Act of 1986. Contractor acknowledges that it is responsible for complying with the provisions of the Immigration Reform and Control Act of 1986, located at 8 U.S.C. Section 1324, et seq., and regulations relating thereto. Failure to comply with the above statutory provisions shall be considered a material breach and shall be grounds for immediate termination of this Agreement.

11.3 No Conflict of Interest. The Contractor warrants that it has not employed or retained any company or person, other than a bona fide employee working solely for the Contractor to solicit or secure the Contract Documents, and that it has not paid or agreed to pay any person, company, corporation, individual, or firm other than a bona fide employee working solely for the Contractor, any fee, commission, percentage, gift or any other consideration, contingent upon or resulting from the award or making of the Contract Documents.

A. No Interest in Business Activity. By accepting award of this Contract, the Contractor, which shall include its directors, officers and employees, represents that it presently has no interest in and shall acquire no interest in any business or activity which would conflict in any manner with the performance of services required hereunder, including without limitation as described in the Contractor's own professional ethical requirements. An interest in a business or activity which shall be deemed a conflict includes but is not limited to direct financial interest in any of the material and equipment manufacturers, suppliers, distributors, or contractors who will be eligible to supply material and equipment for the Project for which the Contractor is furnishing its services required hereunder.

B. No Appearance of Conflict. The Contractor shall not knowingly engage in any contractual or professional obligations that create an appearance of a conflict of interest with respect to the services provided pursuant to the Contract Documents. The Contractor has provided the Affidavit of No Conflict, incorporated into the Contract Documents as Exhibit "C", as a material inducement for Owner entering into the Contract Documents. If, in the sole discretion of the County Administrator or designee, a conflict of interest is deemed to exist or arise during the term of the County Administrator or designee may cancel this Agreement, effective upon the date so stated in a written notice of cancellation, without penalty to the Owner.

11.4 Truth in Negotiations. By execution of the Contract Documents, the Contractor certifies to truth-in-negotiations and that wage rates and other factual unit costs supporting the compensation are accurate, complete and current at the time of contracting. Further, the original Contract Sum and any additions thereto shall be adjusted to exclude any significant sums where the Owner determines the Contract Sum was increased due to inaccurate, incomplete or non-current wage rates and other factual unit costs. Such adjustments must be made within one (1) year after final payment to the Contractor.

11.5 Public Entity Crimes. The Contractor is directed to the Florida Public Entity Crimes Act, Section 287.133, Florida Statutes, specifically section 2(a), and the Owner's requirement that the Contractor comply with it in all respects prior to and during the term of the Agreement.

ARTICLE XII FORCE MAJEURE, FIRE OR OTHER CASUALTY

12.1 Force Majeure.

A. Unavoidable Delays. Delays in any performance by any party contemplated or required hereunder due to fire, flood, sinkhole, earthquake or hurricane, acts of God, unavailability of materials, equipment or fuel, war, declaration of hostilities, revolt, civil strife, altercation or commotion, strike, labor dispute, or epidemic, archaeological excavation, lack of or failure of transportation facilities, or any law, order, proclamation, regulation, or ordinance of any government or any subdivision thereof, or for any other similar cause to those enumerated, beyond the reasonable control and which with due diligence could not have been reasonably anticipated, shall be deemed to be events of Force Majeure and any such delays shall be excused. In the event such party is delayed in the performance of any Work or obligation pursuant to the Contract Documents for any of the events of Force Majeure stated in this Section 12.1, the date for performance required or contemplated by the Contract Documents shall be extended by the number of calendar days such party is actually delayed

B. Concurrent Contractor Delays. If a delay is caused for any reason provided in 12.1.A. or as a result of an extension of time provided by Change Order, and during the same time period a delay is caused by Contractor, the date for performance shall be extended as provided in 12.1.A. but only to the extent the time is or was concurrent.

C. Notice; Mitigation. The party seeking excuse for nonperformance on the basis of Force Majeure shall give written notice to the Owner, if with respect to the Contractor, or to the Contractor if with respect to the Owner, specifying its actual or anticipated duration. Each party seeking excuse from nonperformance on the basis of Force Majeure shall use its best efforts to rectify any condition causing a delay and will cooperate with the other party, except that neither party shall be obligated to incur any unreasonable additional costs and expenses to overcome any loss of time that has resulted.

12.2 Casualty; Actions by Owner and Contractor. During the construction period, if the Project or any part thereof shall have been damaged or destroyed, in whole or in part, the Contractor shall promptly make proof of loss; and Owner and Contractor shall proceed promptly

to collect, or cause to be collected, all valid claims which may have arisen against insurers or others based upon such damage or destruction. The Contractor shall diligently assess the damages or destruction and shall prepare an estimate of the cost, expenses, and other charges, including normal and ordinary compensation to the Contractor, necessary for reconstruction of the Project substantially in accordance with the Project Plans and Specifications. Within fifteen (15) days following satisfaction of the express conditions described in subsections (1), (2) and (3) below, the Contractor covenants and agrees diligently to commence reconstruction and to complete the reconstruction or repair of any loss or damage by fire or other casualty to the Project to substantially the same size, floor area, cubic content, and general appearance as prior to such loss or damage:

- (1) Receipt by the Owner or the trustee of the proceeds derived from collection of all valid claims against insurers or others based upon such damage or destruction, and receipt of other sums from any source such that the funds necessary to pay the Project Cost and any additions to the Project Cost necessitated for repair or reconstruction are available;
- (2) Written agreement executed by the Contractor and the Owner, by amendment to the Contract Documents or otherwise, authorizing and approving the repair or reconstruction and any additions to the Project Cost necessitated thereby, including any required adjustment to the Contract Sum; and
- (3) Final approval by the Owner of the Project Plans and Specifications for such repair or reconstruction and issuance of any required building permit.

12.3 Approval of Plans and Specifications. The Owner agrees to approve the plans and specifications for such reconstruction or repair if the reconstruction or repair contemplated by such plans and specifications is economically feasible, and will restore the Project, or the damaged portion thereof, to substantially the same condition as prior to such loss or damage, and such plans and specifications conform to the applicable laws, ordinances, codes, and regulations. The Owner agrees that all proceeds of any applicable insurance or other proceeds received by the Owner or the Contractor as a result of such loss or damage shall be used for payment of the costs, expenses, and other charges of the reconstruction or repair of the Project.

12.4 Notice of Loss or Damage. The Contractor shall promptly give the Owner written notice of any significant damage or destruction to the Project, defined as loss or damage which it is contemplated by Contractor will increase the Contract Sum or extend the Substantial Completion Date, stating the date on which such damage or destruction occurred, the then expectations of Contractor as to the effect of such damage or destruction on the use of the Project, and the then proposed schedule, if any, for repair or reconstruction of the Project. Loss or damage which the Contractor determines will not affect the Contract Sum or Substantial Completion Date will be reported to Owner and Architect/Engineer immediately, and associated corrective actions will be undertaken without delay.

ARTICLE XIII
REPRESENTATIONS, WARRANTIES AND COVENANTS

13.1 Representations and Warranties of Contractor. The Contractor represents and warrants to the Owner that each of the following statements is presently true and accurate:

A. The Contractor is a construction company, organized under the laws of the State of _____, authorized to transact business in the State of Florida, with _____ as the primary qualifying agent. Contractor has all requisite power and authority to carry on its business as now conducted, to own or hold its properties, and to enter into and perform its obligations hereunder and under each instrument to which it is or will be a party, and is in good standing in the State of Florida.

B. Each Contract Document to which the Contractor is or will be a party constitutes, or when entered into will constitute, a legal, valid, and binding obligation of the Contractor enforceable against the Contractor in accordance with the terms thereof, except as such enforceability may be limited by applicable bankruptcy, insolvency, or similar laws from time to time in effect which affect creditors' rights generally and subject to usual equitable principles in the event that equitable remedies are involved.

C. There are no pending or, to the knowledge of the Contractor, threatened actions or proceedings before any court or administrative agency, within or without the State of Florida, against the Contractor or any partner, officer, or agent of the Contractor which question the validity of any document contemplated hereunder, or which are likely in any case, or in the aggregate, to materially adversely affect the consummation of the transactions contemplated hereunder, or materially adversely affect the financial condition of the Contractor.

D. The Contractor has filed or caused to be filed all federal, state, local, or foreign tax returns, if any, which were required to be filed by the Contractor, and has paid, or caused to be paid, all taxes shown to be due and payable on such returns or on any assessments levied against the Contractor.

E. Neither Contractor nor any agent or person employed or retained by Contractor has acted fraudulently or in bad faith or in violation of any statute or law in the procurement of this Agreement.

F. The Contractor shall timely fulfill or cause to be fulfilled all of the terms and conditions expressed herein which are within the control of the Contractor or which are the responsibility of the Contractor to fulfill. The Contractor shall be solely responsible for the means and methods of construction.

G. It is recognized that neither the Architect/Engineer, the Contractor, nor the Owner has control over the cost of labor, materials, or equipment, over a Subcontractor's methods of determining bid prices, or over competitive bidding, market, or negotiating conditions.

H. During the term of the Contract Documents, and the period of time that the obligations of the Contractor under the Contract Documents shall be in effect, the Contractor

shall cause to occur and to continue to be in effect those instruments, documents, certificates, and events contemplated by the Contract Documents that are applicable to, and the responsibility of, the Contractor.

I. The Contractor shall assist and cooperate with the Owner and shall accomplish the construction of the Project in accordance with the Contract Documents and the Project Plans and Specifications, and will not knowingly violate any laws, ordinances, rules, regulations, or orders that are or will be applicable thereto.

J. Contractor warrants and guarantees to Owner that all Work will be in accordance with the Contract Documents and will not be defective, and that Owner, representatives of Owner, governmental agencies with jurisdictional interests will have access to the Work at reasonable time for their observation, inspecting and testing. Contractor shall give Architect/Engineer timely notice of readiness of the Work for all required approvals and shall assume full responsibility, including costs, in obtaining required tests, inspections, and approval certifications and/or acceptance, unless otherwise stated by Owner.

K. If any Work (including Work of others) that is to be inspected, tested, or approved is covered without written concurrence of Architect/Engineer, it must, if requested by Architect/Engineer, be uncovered for observation. Such uncovering shall be at Contractor's expense unless Contractor has given Architect/Engineer timely notice of Contractor's intention to cover the same and Architect/Engineer has not acted with reasonable promptness in response to such notice. Neither observations by Architect/Engineer nor inspections, tests, or approvals by others shall relieve Contractor from Contractor's obligations to perform the Work in accordance with the Contract Documents.

L. If the Work is defective, or Contractor fails to supply sufficient skilled workers, or suitable materials or equipment, or fails to furnish or perform the Work in such a way that the completed Work will conform to the Contract Documents, Owner may order Contractor to stop the Work, or any portion thereof and terminate payments to the Contractor until the cause for such order has been eliminated. Contractor shall bear all direct, indirect and consequential costs for satisfactory reconstruction or removal and replacement with non-defective Work, including, but not limited to fees and charges of Architect/Engineers, attorneys and other professionals and any additional expenses experienced by Owner due to delays to other Contractors performing additional Work and an appropriate deductive change order shall be issued. Contractor shall further bear the responsibility for maintaining the schedule and shall not be entitled to an extension of the Contract Time or the recovery of delay damages due to correcting or removing defective Work.

M. If Contractor fails within seven (7) days after written notice to correct defective Work, or fails to perform the Work in accordance with the Contract Documents, or fails to comply with any other provision of the Contract Documents, Owner may correct and remedy any such deficiency to the extent necessary to complete corrective and remedial action. Owner may exclude Contractor from all or part of the site, take possession of all or part of the Work, Contractor's tools, construction equipment and machinery at the site or for which Owner has paid Contractor but which are stored elsewhere. All direct and indirect costs of Owner in exercising such rights and remedies will be charged against Contractor in an amount approved as

to reasonableness by Architect/Engineer and a Change Order will be issued incorporating the necessary revisions.

N. If within three (3) years after the Substantial Completion Date or such longer period of time as may be prescribed by laws or regulations or by the terms of any applicable special guarantee required by the Contract Documents, any Work is found to be defective, Contractor shall promptly, without cost to Owner and in accordance with Owner's written instructions, either correct such defective Work or if it has been rejected by Owner, remove it from the site and replace it with non-defective Work. If Contractor does not promptly comply with the terms of such instruction, Owner may have the defective Work corrected/removed and all direct, indirect and consequential costs of such removal and replacement will be paid by Contractor. Failing payment by the Contractor and notwithstanding any other provisions of the Contract Documents to the contrary, Owner shall have the right to bring a direct action in the Circuit Court to recover such costs.

13.2 Representations of the Owner. To the extent permitted by law, the Owner represents to the Contractor that each of the following statements is presently true and accurate:

A. The Owner is a validly existing political subdivision of the State of Florida.

B. The Owner has all requisite corporate or governmental power and authority to carry on its business as now conducted and to perform its obligations under the Contract Documents and each Contract Document contemplated hereunder to which it is or will be a party.

C. The Contract Documents and each Contract Document contemplated hereby to which the Owner is or will be a party has been duly authorized by all necessary action on the part of, and has been or will be duly executed and delivered by, the Owner, and neither the execution and delivery thereof nor compliance with the terms and provisions thereof or hereof: (a) requires the approval and consent of any other person or party, except such as have been duly obtained or as are specifically noted herein; (b) contravenes any existing law, judgment, governmental rule, regulation or order applicable to or binding on the Owner; or (c) contravenes or results in any breach of, default under, or result in the creation of any lien or encumbrance upon the Owner under any indenture, mortgage, deed of trust, bank loan, or credit agreement, the charter, ordinances, resolutions, or any other agreement or instrument to which the Owner is a party, specifically including any covenants of any bonds, notes, or other forms of indebtedness of the Owner outstanding on the date of the Contract Documents.

D. The Contract Documents and each document contemplated hereby to which the Owner is or will be a party constitutes, or when entered into will constitute, a legal, valid, and binding obligation of the Owner enforceable against the Owner in accordance with the terms thereof, except as such enforceability may be limited by applicable bankruptcy, insolvency, or similar laws from time to time in effect which affect creditors' rights generally, and subject to usual equitable principles in the event that equitable remedies are involved.

E. There are no pending or, to the knowledge of the Owner, threatened actions or proceedings before any court or administrative agency against the Owner which

question the validity of the Contract Documents or any document contemplated hereunder, or which are likely in any case or in the aggregate to materially adversely affect the consummation of the transactions contemplated hereunder or the financial or corporate condition of the Owner.

F. The Owner shall use due diligence to timely fulfill or cause to be fulfilled all of the conditions expressed in the Contract Documents which are within the control of the Owner or which are the responsibility of the Owner to fulfill.

G. During the pendency of the Work and while the obligations of the Owner under the Contract Documents shall be in effect, the Owner shall cause to occur and to continue to be in effect and take such action as may be necessary to enforce those instruments, documents, certificates and events contemplated by the Contract Documents that are applicable to and the responsibility of the Owner.

H. The Owner shall assist and cooperate with the Contractor in accomplishing the construction of the Project in accordance with the Contract Documents and the Project Plans and Specifications, and will not knowingly violate any laws, ordinances, rules, regulations, orders, contracts, or agreements that are or will be applicable thereto or, to the extent permitted by law, enact or adopt any resolution, rule, regulation, or order, or approve or enter into any contract or agreement, including issuing any bonds, notes, or other forms of indebtedness, that will result in the Contract Documents or any part thereof, or any other instrument contemplated by and material to the timely and effective performance of a party's obligations hereunder, to be in violation thereof.

ARTICLE XIV TERMINATION AND SUSPENSION

14.1 Termination for Cause by Owner. This Agreement may be terminated by Owner upon written notice to the Contractor should Contractor fail substantially to perform a material obligation in accordance with the terms of the Contract Documents through no fault of the Owner. In the event Owner terminates for cause and it is later determined by a court of competent jurisdiction that such termination for cause was not justified, then in such event such termination for cause shall automatically be converted to a termination without cause pursuant to Section 14.2.

A. Nonperformance. If the Contractor fails to timely perform any of his obligations under the Contract Documents, including any obligation the Contractor assumes to perform Work with his own forces, or if it persistently or repeatedly refuses or fails, except in case for which extension of time is provided, to supply enough properly skilled workmen or proper materials, or fails, without being excused, to maintain an established schedule (failure to maintain schedule shall be defined as any activity that falls thirty (30) days or more behind schedule) which has been adopted by the Construction Team, or it fails to make prompt payment to Subcontractors for materials or labor, or disregards laws, rules, ordinances, regulations, or orders of any public authority having jurisdiction, or otherwise is guilty of substantial violations of the Agreement the Owner may, after seven (7) days written notice, during which period the Contractor fails to perform such obligation, make good such deficiencies and perform such actions. The Contract Sum, or the actual Cost of the Project, whichever is less, shall be reduced

by the cost to the Owner of making good such deficiencies, and the Contractor's compensation shall be reduced by an amount required to manage the making good of such deficiencies. Provided, however, nothing contained herein shall limit or preclude Owner from pursuing additional damages from Contractor as a result of its breach.

B. Insolvency. If the Contractor is adjudged bankrupt, or if it makes a general assignment for the benefit of its creditors, or if a receiver is appointed on account of its insolvency, then the Owner may, without prejudice to any other right or remedy, and after giving the Contractor and its surety, if any, fourteen (14) days written notice, and during which period the Contractor fails to cure the violation, terminate the Agreement. In such case, the Contractor shall not be entitled to receive any further payment. Owner shall be entitled to recover all costs and damages arising as a result of failure of Contractor to perform as provided in the Contract Documents, as well as reasonable termination expenses, and costs and damages incurred by the Owner may be deducted from any payments left owing the Contractor.

C. Illegality. Owner may terminate the Agreement if Contractor disregards laws or regulations of any public body having jurisdiction.

D. Rights of Owner. The Owner may, after giving Contractor (and the Surety, if there is one) seven (7) days written notice, terminate the services of Contractor for cause; exclude Contractor from the Project site and take possession of the Work and of all Contractor's tools, construction equipment and machinery at the Project site and use the same to the full extent they could be used (without liability to Contractor for trespass or conversion); incorporate in the Work all materials and equipment stored at the Project site or for which Owner has paid Contractor but which are stored elsewhere, and finish the Work as Owner may deem expedient. In such case, Contractor shall not be entitled to receive any further payment beyond an amount equal to the value of material and equipment not incorporated in the Work, but delivered and suitably stored, less the aggregate of payments previously made. If the direct and indirect costs of completing the Work exceed the unpaid balance of the Contract Sum, Contractor shall pay the difference to Owner. Such costs incurred by Owner shall be verified by Owner in writing; but in finishing the Work, Owner shall not be required to obtain the lowest quote for the Work performed. Contractor's obligations to pay the difference between such costs and such unpaid balance shall survive termination of the Agreement. In such event and notwithstanding any other provisions of the Contract Documents to the contrary, Owner shall be entitled to bring a direct action in the Circuit Court to recover such costs.

14.2 Termination without Cause by Owner. The Owner, through its County Administrator or designee, shall have the right to terminate the Agreement, in whole or in part, without cause upon sixty (60) calendar days' written notice to the Contractor. In the event of such termination for convenience, the Owner shall compensate Contractor for payments due through the date of termination, and one subsequent payment to cover costs of Work performed through the date of termination, subject to the terms and conditions of Section 3.1. The Contractor shall not be entitled to any other further recovery against the Owner, including, but not limited to, anticipated fees or profit on Work not required to be performed, or consequential damages or costs resulting from such termination.

A. Release of Contractor. As a condition of Owner's termination rights provided for in this subsection, Contractor shall be released and discharged from all obligations

arising by, through, or under the terms of the Contract Documents, and the Payment and Performance Bond shall be released. Owner shall assume and become responsible for the reasonable value of Work performed by Subcontractors prior to termination plus reasonable direct close-out costs, but in no event shall Subcontractors be entitled to unabsorbed overhead, anticipatory profits, or damages for early termination.

B. Waiver of Protest. Contractor hereby waives any right to protest the exercise by Owner of its rights under this Section that may apply under the Procurement Ordinance.

14.3 Suspension without Cause. Owner may, at any time and without cause, suspend the Work or any portion thereof for a period of not more than ninety (90) days by written notice to Contractor, which will fix the date on which Work will be resumed. Contractor shall be allowed an increase in the Contract Sum or an extension of the Contract Time, or both, directly attributable to any suspension if Contractor makes an approved claim therefor.

14.4 Termination Based Upon Abandonment, Casualty or Force Majeure. If, after the construction commencement date (i) Contractor abandons the Project (which for purposes of this paragraph shall mean the cessation of all construction and other activities relating to the Project, excluding those which are necessary to wind down or otherwise terminate all outstanding obligations with respect to the Project, and no recommencement of same within one hundred twenty (120) days following the date of cessation), or (ii) the Project is stopped for a period of thirty (30) consecutive days due to an instance of Force Majeure or the result of a casualty resulting in a loss that cannot be corrected or restored within one hundred twenty (120) days (excluding the time required to assess the damage and complete the steps contemplated under Section 12.2), the Owner shall have the right to terminate the Agreement and pay the Contractor its compensation earned or accrued to date.

14.5 Vacation of Project Site; Delivery of Documents. Upon termination by Owner pursuant to Section 14.2 or 14.4, Contractor shall withdraw its employees and its equipment, if any, from the Project Site on the effective date of the termination as specified in the notice of termination (which effective date shall not be less than two (2) working days after the date of delivery of the notice), regardless of any claim the Contractor may or may not have against the Owner. Upon termination, the Contractor shall deliver to the Owner all original papers, records, documents, drawings, models and other material set forth and described in the Contract Documents.

14.6 Termination by the Contractor. If, through no act or fault of Contractor, the Work is suspended for a period of more than ninety (90) consecutive days by Owner or under an order of court or other public authority, or Owner fails to act on any Application for Payment or fails to pay Contractor any sum finally determined to be due; then Contractor may, upon fourteen (14) days written notice to Owner terminate the Agreement and recover from Owner payment for all Work executed, any expense sustained plus reasonable termination expenses. In lieu of terminating the Agreement, if Owner has failed to act on any Application for Payment or Owner has failed to make any payment as aforesaid, Contractor may upon fourteen (14) days written notice to Owner stop the Work until payment of all amounts then due.

Exhibit A
Title(s) of Drawings

1. SLS N1H Rehabilitation & Emergency backup Pump – Dated 4/25/2017

Exhibit B
Title(s) of Specifications

1. Contract Documents for SLS N1H Rehabilitation & Emergency Backup Pump –
Dated April 25, 2017

Exhibit C
Affidavit of No Conflict

COUNTY OF _____

BEFORE ME, the undersigned authority, this day personally appeared,

_____, a principal with full authority to bind

_____ hereinafter the "Contractor ", who

being first duly sworn, deposes and says:

(a) is not currently engaged or will not become engaged in any obligations, undertakings or contracts that will require the Contractor to maintain an adversarial role against the County or that will impair or influence the advice, recommendations or quality of work provided to the County; and

(b) has provided full disclosure of all potentially conflicting contractual relationships and full disclosure of contractual relationships deemed to raise a question of conflict(s); and

(c) has provided full disclosure of prior work history and qualifications that may be deemed to raise possible question of conflict(s).

Affiant makes this affidavit for the purpose of inducing Manatee County, a political subdivision of the State of Florida, to enter into this Agreement for

Signature

SUBSCRIBED to and sworn before me this _____ day of _____, 2017.

Notary Public

My commission expires: _____

Personally Known _____ or Produced Identification _____

Type of Identification Produced _____

Exhibit D
Contractor's Certificate(s) of Insurance

Exhibit E
Contractor's Payment and Performance Bond

Exhibit F
Standard Forms